13. Band Edge Compliance

13.1. Test equipment

Equipment	Manufacturer	Model No.	Serial Number	Due Date
☒Radiation 3#Chamber				
EMI TEST RECEIVER	R&S	ESU26	100472	2024/04/22
Double Ridged Horn Antenna	Schwarzbeck	BBHA 9120 D	02468	2024/09/17
Pre-amplifier	COM-POWER	PAM-118A	18040084	2024/07/14
RF Cable	Yuhu	JCTB810-NJ-NJ-9M+ ZT26S-SMAJ-SMAJ-1M	21123964	2024/04/22
Test Software	Tonscend	JS32-RE	V 5.0.0.1	N/A

13.2. Block diagram of test setup

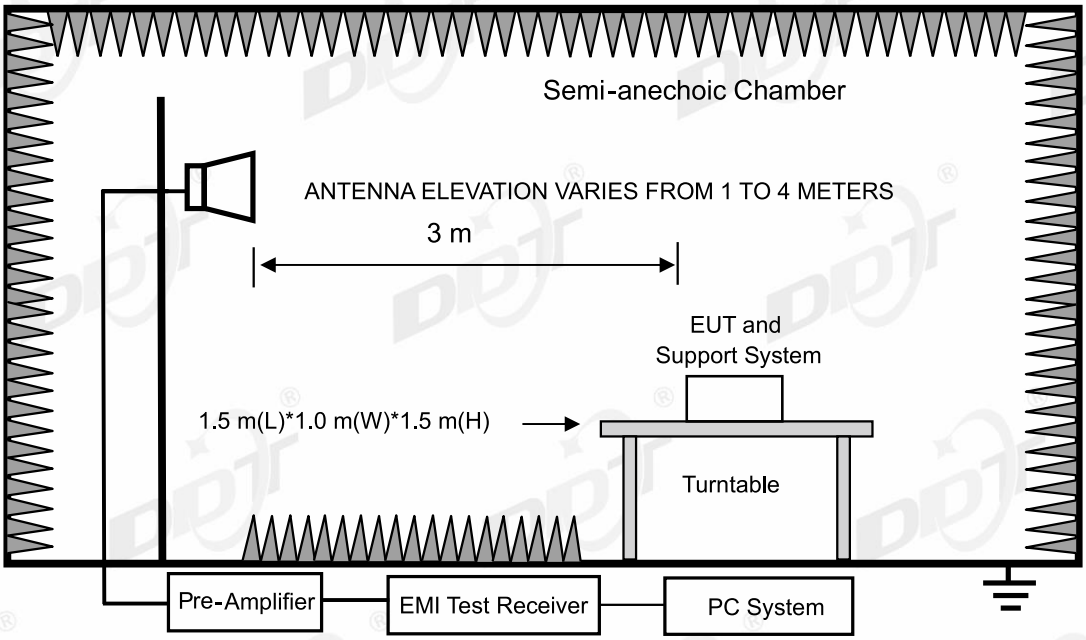

13.3. Limit

(1) For transmitters operating in the 5.15-5.25 GHz band: All emissions outside of the 5.15-5.35 GHz band shall not exceed an e.i.r.p. of −27 dBm/MHz.

(2) For transmitters operating in the 5.25-5.35 GHz band: All emissions outside of the 5.15-5.35 GHz band shall not exceed an e.i.r.p. of −27 dBm/MHz.

(3) For transmitters operating in the 5.47-5.725 GHz band: All emissions outside of the 5.47-5.725 GHz band shall not exceed an e.i.r.p. of −27 dBm/MHz.

(4) For transmitters operating solely in the 5.725-5.850 GHz band:

All emissions shall be limited to a level of −27 dBm/MHz at 75 MHz or more above or below the band edge increasing linearly to 10 dBm/MHz at 25 MHz above or below the band edge, and from

25 MHz above or below the band edge increasing linearly to a level of 15.6 dBm/MHz at 5 MHz above or below the band edge, and from 5 MHz above or below the band edge increasing linearly to a level of 27 dBm/MHz at the band edge.

13.4. Test Procedure

Same with Emissions in Restricted Frequency Bands except change investigated frequency range from 5.15-5.25 GHz, 5250-5350 GHz, 5470-5725 GHz, 5.725-5.85 GHz.

Remark: All restriction band have been tested, and only the worst case is shown in report.

13.5. Test result

Pass. (See below detailed test result)

Note: As specified in 15.407(b), emissions above 1000 MHz that are outside of the restricted bands are subject to a peak emission limit of -27 dBm/MHz. However, out-of-band emission that complies with both the average and peak limits of 15.209 is not required to satisfy the -27 dBm/MHz peak emission limit

Note2: 11a, 11n20, n40, 11ac80 mode all have been tested, only 11a, 11n20, n40, 11ac80, mode of MIMO mode is worse case and reported.

TR-4-E-009 Radiated Emission Test Result

Test Date:	2024-01-22	**Tested By**:	Bairong
EUT:	AIoT Edge Controller	**Model Number**:	MB41
Test Mode:	11A ANT1 5180MHz TX	**Power Supply**:	DC 5V
Condition:	Temp:21.4°C;Humi:54.5%	**Test Site**:	DDT 3# Chamber
File Path:	d:\ts\2023 report data\Q23111537-2E MB41\FCC ABOVE 1G 5GWIFI\141		
Memo:	Sample Number:S23111537-05 Power Setting:80		

Test Graph

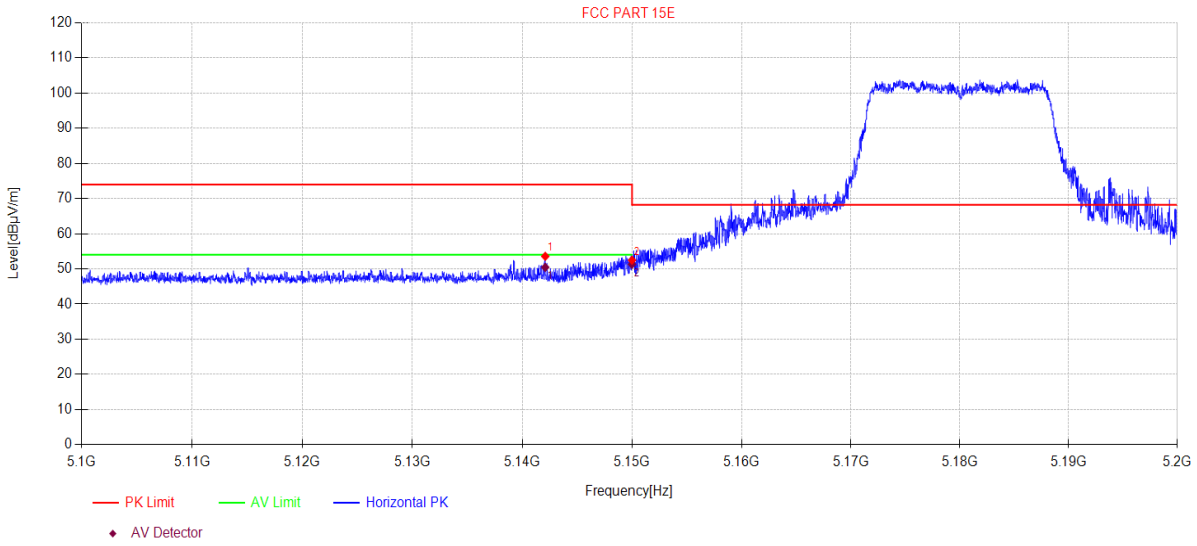

Data List										
NO.	**Freq. [MHz]**	**Reading [dBµV/m]**	**Antenna Factor [dB]**	**Cable loss [dB]**	**AMP [dB]**	**Level [dBµV/m]**	**Limit [dBµV/m]**	**Margin [dB]**	**Detector**	**Polarity**
1	5142.09	14.59	33.40	5.58	0.00	53.57	74.00	20.43	PK	Horizontal
2	5150.00	13.48	33.40	5.59	0.00	52.47	68.20	15.73	PK	Horizontal

Data List										
NO.	**Freq. [MHz]**	**Reading [dBµV/m]**	**Antenna Factor [dB]**	**Cable loss [dB]**	**AMP [dB]**	**Level [dBµV/m]**	**Limit [dBµV/m]**	**Margin [dB]**	**Detector**	**Polarity**
1	5142.09	11.47	33.40	5.58	0.00	50.45	54.00	3.55	AV	Horizontal
2	5150.00	12.32	33.40	5.59	0.00	51.31	54.00	2.69	AV	Horizontal

Note:
1. Level = Reading + Cable loss + Antenna Factor + AMP
2. If Peak Result complies with AV limit, AV Result is deemed to comply with AV limit.
3. Test setup: RBW: 1 MHz, VBW: 3 MHz, Sweep time: auto.

TR-4-E-009 Radiated Emission Test Result

Test Date:	2024-01-22	**Tested By**:	Bairong
EUT:	AIoT Edge Controller	**Model Number**:	MB41
Test Mode:	11A ANT1 5180MHz TX	**Power Supply**:	DC 5V
Condition:	Temp:21.4°C;Humi:54.5%	**Test Site**:	DDT 3# Chamber
File Path:	d:\ts\2023 report data\Q23111537-2E MB41\FCC ABOVE 1G 5GWIFI\142		
Memo:	Sample Number:S23111537-05 Power Setting:80		

Test Graph

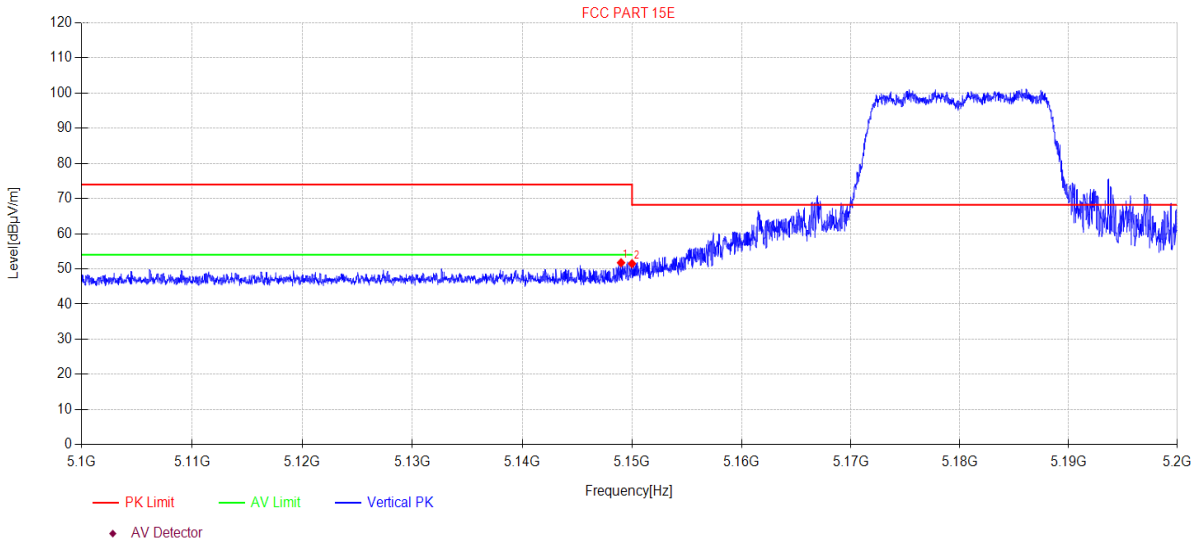

Data List										
N O.	**Freq. [MHz]**	**Reading [dBµV/m]**	**Antenna Factor [dB]**	**Cable loss [dB]**	**AMP [dB]**	**Level [dBµV/m]**	**Limit [dBµV/m]**	**Margin [dB]**	**Detector**	**Polarity**
1	5149.00	12.77	33.40	5.58	0.00	51.75	74.00	22.25	PK	Vertical
2	5150.00	12.50	33.40	5.59	0.00	51.49	68.20	16.71	PK	Vertical

Note:
1. Level = Reading + Cable loss + Antenna Factor + AMP
2. If Peak Result complies with AV limit, AV Result is deemed to comply with AV limit.
3. Test setup: RBW: 1 MHz, VBW: 3 MHz, Sweep time: auto.

TR-4-E-009 Radiated Emission Test Result

Test Date:	2024-01-22	**Tested By**:	Bairong
EUT:	AIoT Edge Controller	**Model Number**:	MB41
Test Mode:	11A ANT2 5180MHz TX	**Power Supply**:	DC 5V
Condition:	Temp:21.4°C;Humi:54.5%	**Test Site**:	DDT 3# Chamber
File Path:	d:\ts\2023 report data\Q23111537-2E MB41\FCC ABOVE 1G 5GWIFI\143		
Memo:	Sample Number:S23111537-05 Power Setting:80		

Test Graph

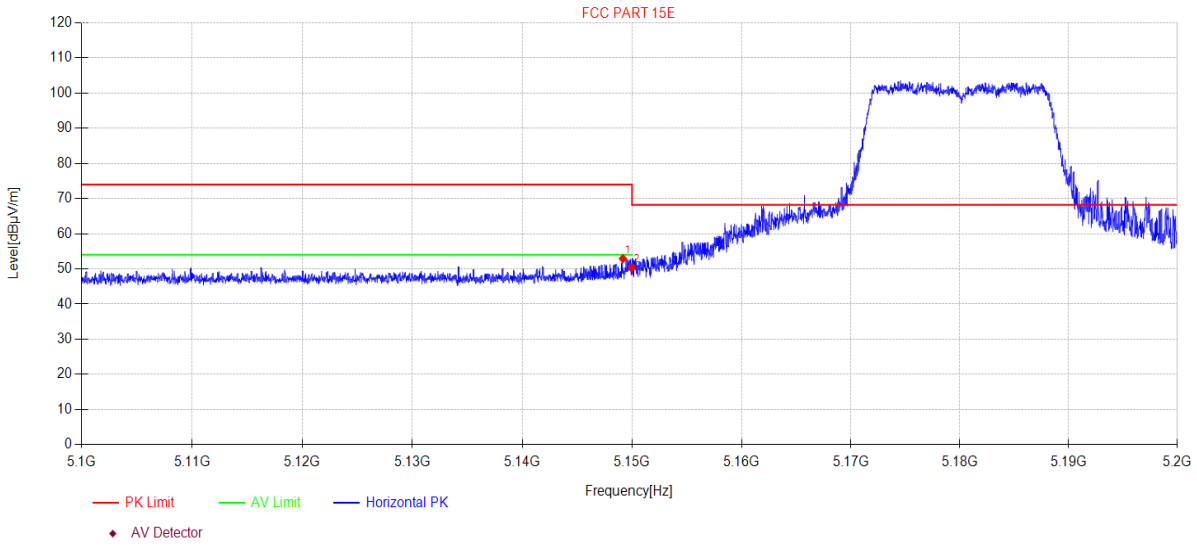

Data List										
N O.	**Freq. [MHz]**	**Reading [dBµV/m]**	**Antenna Factor [dB]**	**Cable loss [dB]**	**AMP [dB]**	**Level [dBµV/m]**	**Limit [dBµV/m]**	**Margin [dB]**	**Detector**	**Polarity**
1	5149.17	13.96	33.40	5.58	0.00	52.94	74.00	21.06	PK	Horizontal
2	5150.00	11.41	33.40	5.59	0.00	50.40	68.20	17.80	PK	Horizontal

Note:
1. Level = Reading + Cable loss + Antenna Factor + AMP
2. If Peak Result complies with AV limit, AV Result is deemed to comply with AV limit.
3. Test setup: RBW: 1 MHz, VBW: 3 MHz, Sweep time: auto.

TR-4-E-009 Radiated Emission Test Result

Test Date:	2024-01-22	**Tested By**:	Bairong
EUT:	AIoT Edge Controller	**Model Number**:	MB41
Test Mode:	11A ANT2 5180MHz TX	**Power Supply**:	DC 5V
Condition:	Temp:21.4°C;Humi:54.5%	**Test Site**:	DDT 3# Chamber
File Path:	d:\ts\2023 report data\Q23111537-2E MB41\FCC ABOVE 1G 5GWIFI\144		
Memo:	Sample Number:S23111537-05 Power Setting:80		

Test Graph

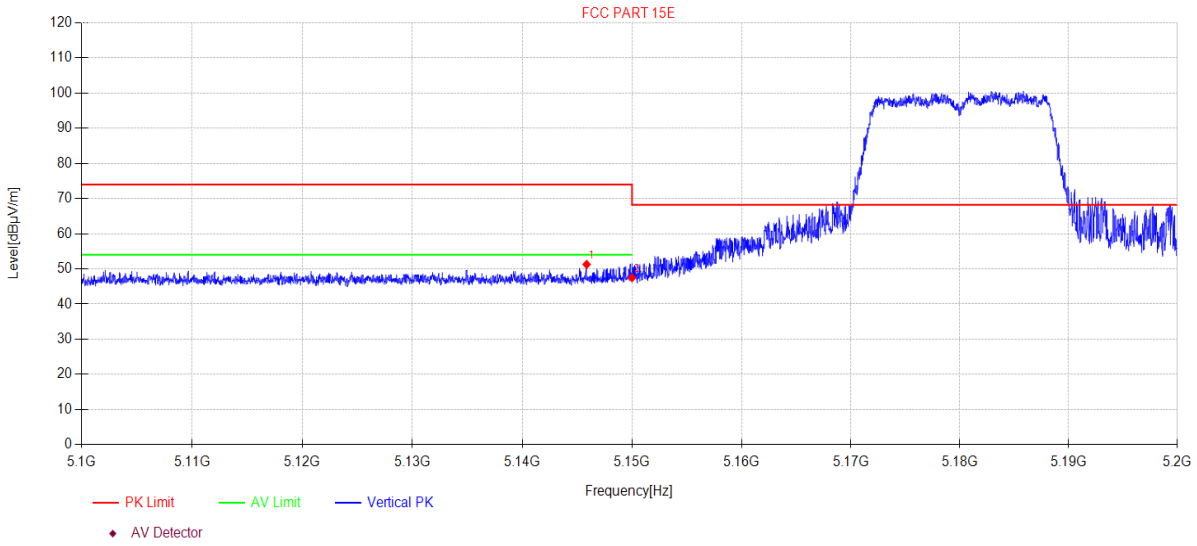

Data List

NO.	Freq. [MHz]	Reading [dBµV/m]	Antenna Factor [dB]	Cable loss [dB]	AMP [dB]	Level [dBµV/m]	Limit [dBµV/m]	Margin [dB]	Detector	Polarity
1	5145.86	12.30	33.40	5.58	0.00	51.28	74.00	22.72	PK	Vertical
2	5150.00	8.50	33.40	5.59	0.00	47.49	68.20	20.71	PK	Vertical

Note:
1. Level = Reading + Cable loss + Antenna Factor + AMP
2. If Peak Result complies with AV limit, AV Result is deemed to comply with AV limit.
3. Test setup: RBW: 1 MHz, VBW: 3 MHz, Sweep time: auto.

TR-4-E-009 Radiated Emission Test Result

Test Date:	2024-01-17	**Tested By**:	Bairong
EUT:	AIoT Edge Controller	**Model Number**:	MB41
Test Mode:	11N20MIMO 5180MHz TX	**Power Supply**:	DC 5V
Condition:	Temp:21.4°C;Humi:54.5%	**Test Site**:	DDT 3# Chamber
File Path:	d:\ts\2023 report data\Q23111537-2E MB41\FCC ABOVE 1G 5GWIFI\73		
Memo:	Sample Number:S23111537-05 Power Setting:75		

Test Graph

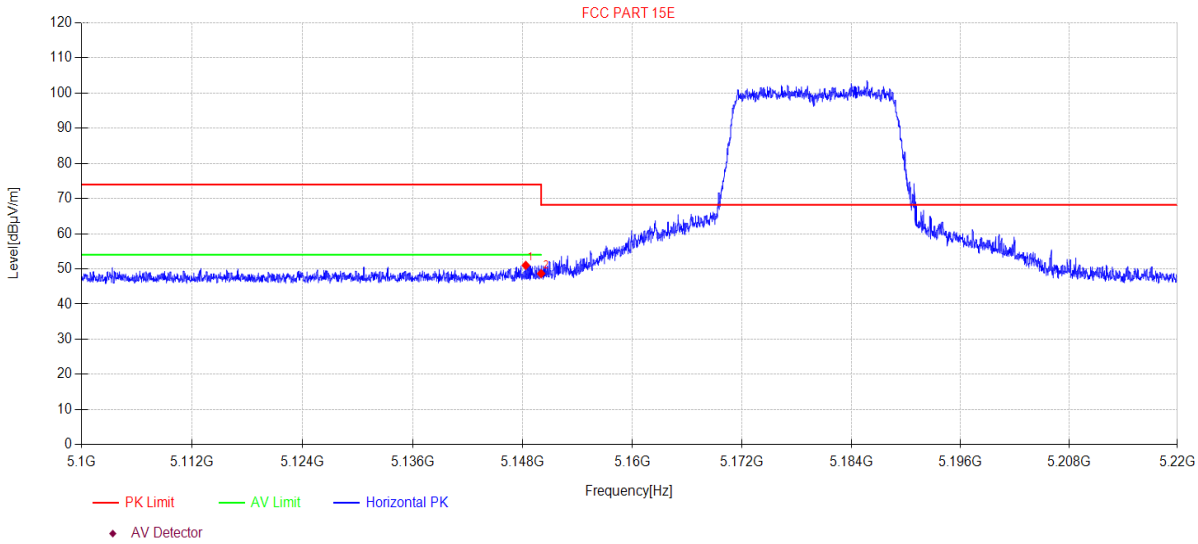

Data List										
NO.	**Freq. [MHz]**	**Reading [dBµV/m]**	**Antenna Factor [dB]**	**Cable loss [dB]**	**AMP [dB]**	**Level [dBµV/m]**	**Limit [dBµV/m]**	**Margin [dB]**	**Detector**	**Polarity**
1	5148.32	12.03	33.40	5.58	0.00	51.01	74.00	22.99	PK	Horizontal
2	5150.00	9.69	33.40	5.59	0.00	48.68	68.20	19.52	PK	Horizontal

Note:
1. Level = Reading + Cable loss + Antenna Factor + AMP
2. If Peak Result complies with AV limit, AV Result is deemed to comply with AV limit.
3. Test setup: RBW: 1 MHz, VBW: 3 MHz, Sweep time: auto.

TR-4-E-009 Radiated Emission Test Result

Test Date:	2024-01-17	**Tested By**:	Bairong
EUT:	AIoT Edge Controller	**Model Number**:	MB41
Test Mode:	11N20MIMO 5180MHz TX	**Power Supply**:	DC 5V
Condition:	Temp:21.4°C;Humi:54.5%	**Test Site**:	DDT 3# Chamber
File Path:	d:\ts\2023 report data\Q23111537-2E MB41\FCC ABOVE 1G 5GWIFI\74		
Memo:	Sample Number:S23111537-05 Power Setting:75		

Test Graph

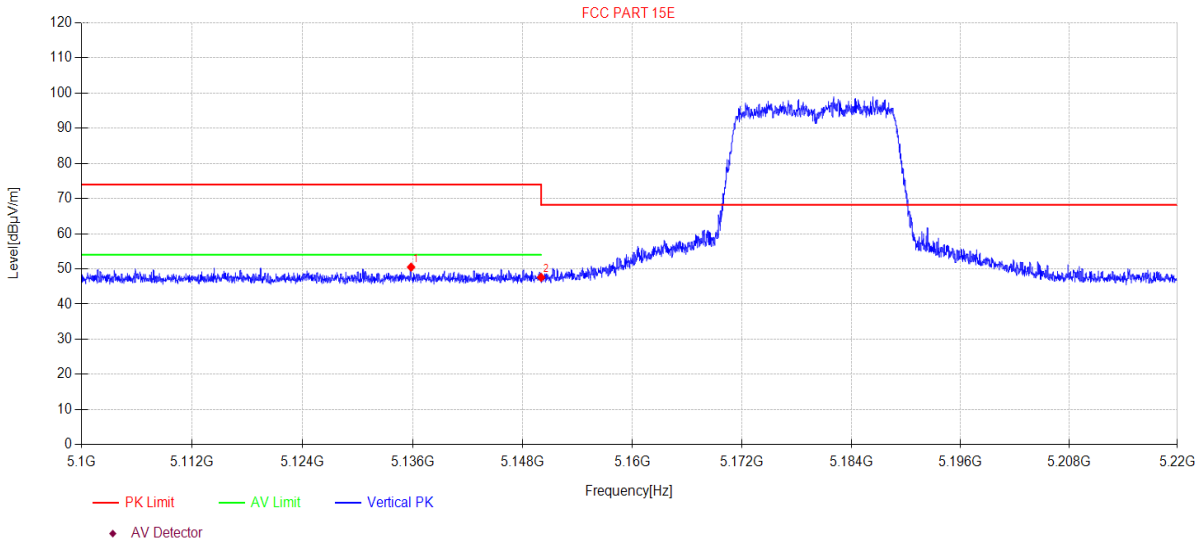

Data List										
NO.	**Freq. [MHz]**	**Reading [dBµV/m]**	**Antenna Factor [dB]**	**Cable loss [dB]**	**AMP [dB]**	**Level [dBµV/m]**	**Limit [dBµV/m]**	**Margin [dB]**	**Detector**	**Polarity**
1	5135.81	11.53	33.40	5.58	0.00	50.51	74.00	23.49	PK	Vertical
2	5150.00	8.60	33.40	5.59	0.00	47.59	68.20	20.61	PK	Vertical

Note:
1. Level = Reading + Cable loss + Antenna Factor + AMP
2. If Peak Result complies with AV limit, AV Result is deemed to comply with AV limit.
3. Test setup: RBW: 1 MHz, VBW: 3 MHz, Sweep time: auto.

TR-4-E-009 Radiated Emission Test Result

Test Date:	2024-01-17	**Tested By**:	Bairong
EUT:	AIoT Edge Controller	**Model Number**:	MB41
Test Mode:	11AC20MIMO 5180MHz TX	**Power Supply**:	DC 5V
Condition:	Temp:21.4°C;Humi:54.5%	**Test Site**:	DDT 3# Chamber
File Path:	d:\ts\2023 report data\Q23111537-2E MB41\FCC ABOVE 1G 5GWIFI\75		
Memo:	Sample Number:S23111537-05 Power Setting:75		

Test Graph

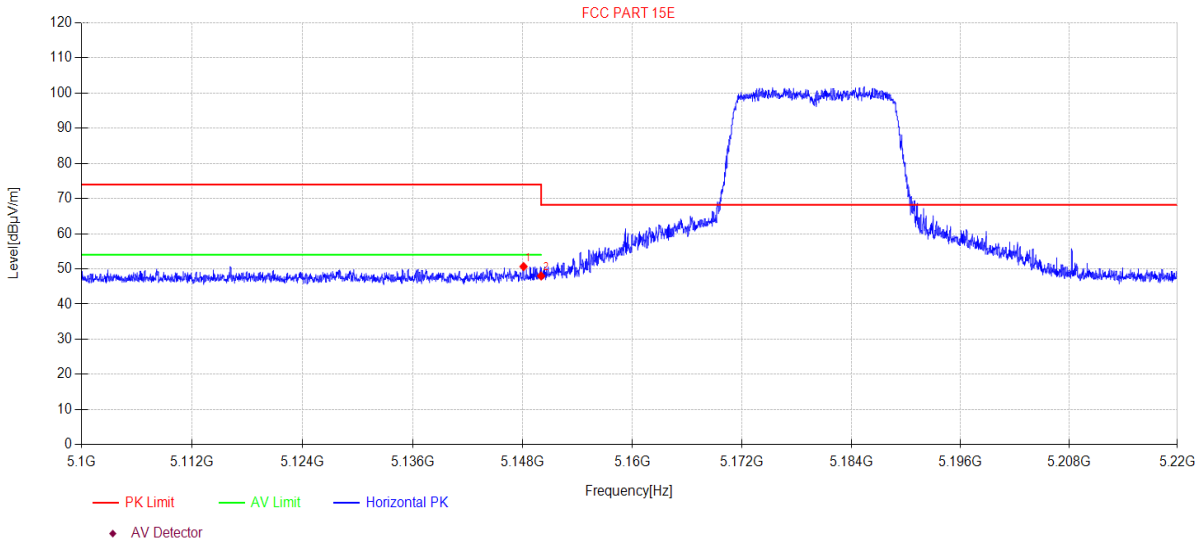

Data List										
N O.	**Freq. [MHz]**	**Reading [dBµV/m]**	**Antenna Factor [dB]**	**Cable loss [dB]**	**AMP [dB]**	**Level [dBµV/m]**	**Limit [dBµV/m]**	**Margin [dB]**	**Detector**	**Polarity**
1	5148.08	11.68	33.40	5.58	0.00	50.66	74.00	23.34	PK	Horizontal
2	5150.00	9.00	33.40	5.59	0.00	47.99	68.20	20.21	PK	Horizontal

Note:
1. Level = Reading + Cable loss + Antenna Factor + AMP
2. If Peak Result complies with AV limit, AV Result is deemed to comply with AV limit.
3. Test setup: RBW: 1 MHz, VBW: 3 MHz, Sweep time: auto.

TR-4-E-009 Radiated Emission Test Result

Test Date:	2024-01-17	**Tested By**:	Bairong
EUT:	AIoT Edge Controller	**Model Number**:	MB41
Test Mode:	11AC20MIMO 5180MHz TX	**Power Supply**:	DC 5V
Condition:	Temp:21.4°C;Humi:54.5%	**Test Site**:	DDT 3# Chamber
File Path:	d:\ts\2023 report data\Q23111537-2E MB41\FCC ABOVE 1G 5GWIFI\76		
Memo:	Sample Number:S23111537-05 Power Setting:75		

Test Graph

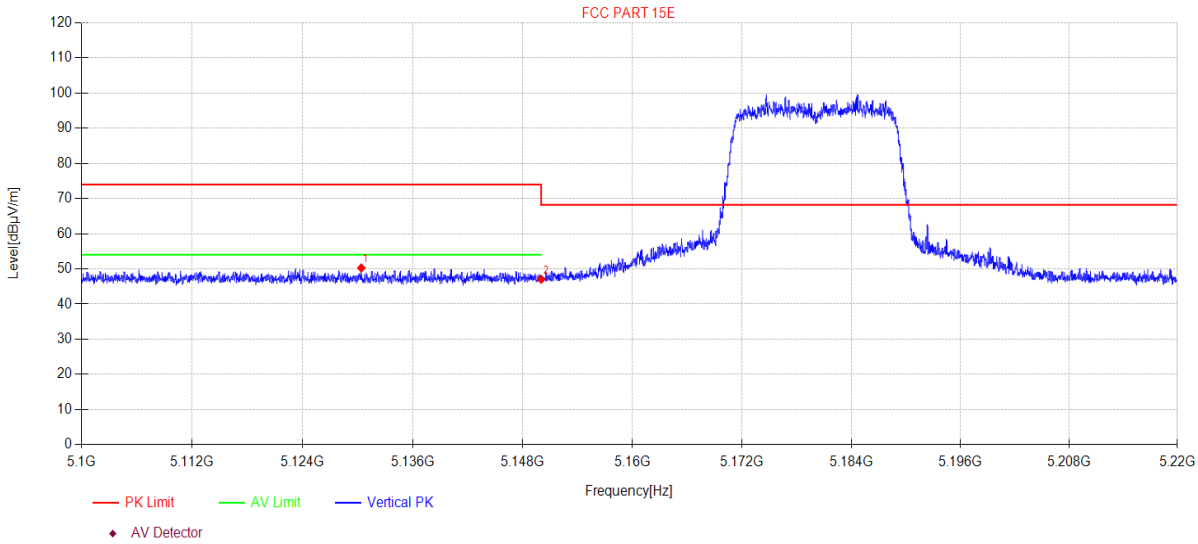

Data List										
N O.	**Freq. [MHz]**	**Reading [dBµV/m]**	**Antenna Factor [dB]**	**Cable loss [dB]**	**AMP [dB]**	**Level [dBµV/m]**	**Limit [dBµV/m]**	**Margin [dB]**	**Detector**	**Polarity**
1	5130.38	11.30	33.40	5.58	0.00	50.28	74.00	23.72	PK	Vertical
2	5150.00	8.06	33.40	5.59	0.00	47.05	68.20	21.15	PK	Vertical

Note:
1. Level = Reading + Cable loss + Antenna Factor + AMP
2. If Peak Result complies with AV limit, AV Result is deemed to comply with AV limit.
3. Test setup: RBW: 1 MHz, VBW: 3 MHz, Sweep time: auto.

TR-4-E-009 Radiated Emission Test Result

Test Date:	2024-01-17	**Tested By**:	Bairong
EUT:	AIoT Edge Controller	**Model Number**:	MB41
Test Mode:	11N40MIMO 5190MHz TX	**Power Supply**:	DC 5V
Condition:	Temp:21.4°C;Humi:54.5%	**Test Site**:	DDT 3# Chamber
File Path:	d:\ts\2023 report data\Q23111537-2E MB41\FCC ABOVE 1G 5GWIFI\77		
Memo:	Sample Number:S23111537-05 Power Setting:65		

Test Graph

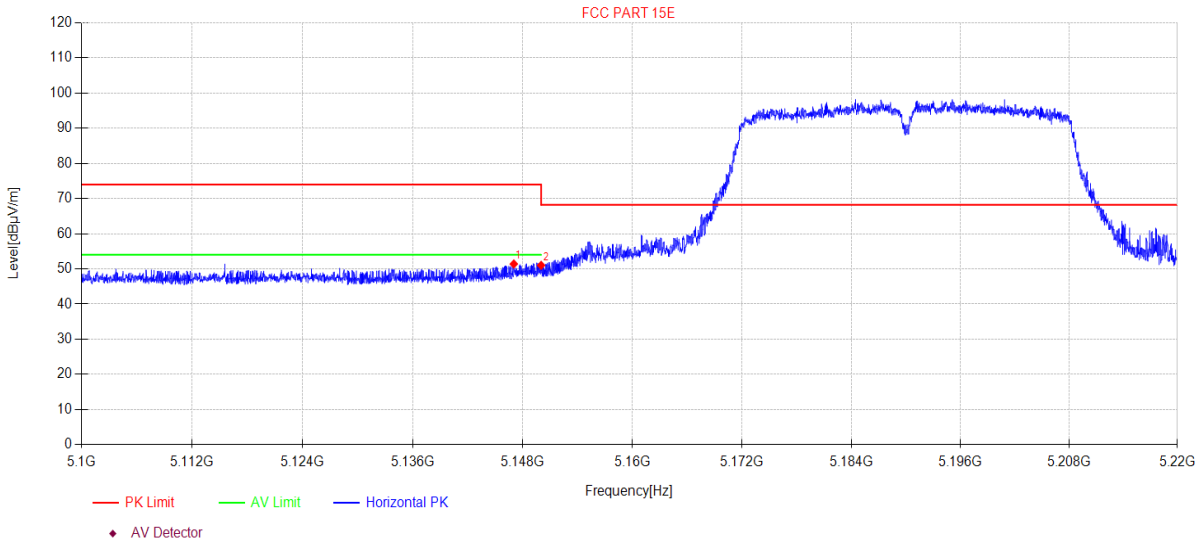

Data List										
N O.	**Freq. [MHz]**	**Reading [dBµV/m]**	**Antenna Factor [dB]**	**Cable loss [dB]**	**AMP [dB]**	**Level [dBµV/m]**	**Limit [dBµV/m]**	**Margin [dB]**	**Detector**	**Polarity**
1	5147.02	12.42	33.40	5.58	0.00	51.40	74.00	22.60	PK	Horizontal
2	5150.00	12.03	33.40	5.59	0.00	51.02	68.20	17.18	PK	Horizontal

Note:
1. Level = Reading + Cable loss + Antenna Factor + AMP
2. If Peak Result complies with AV limit, AV Result is deemed to comply with AV limit.
3. Test setup: RBW: 1 MHz, VBW: 3 MHz, Sweep time: auto.

TR-4-E-009 Radiated Emission Test Result

Test Date:	2024-01-17	**Tested By**:	Bairong
EUT:	AIoT Edge Controller	**Model Number**:	MB41
Test Mode:	11N40MIMO 5190MHz TX	**Power Supply**:	DC 5V
Condition:	Temp:21.4°C;Humi:54.5%	**Test Site**:	DDT 3# Chamber
File Path:	d:\ts\2023 report data\Q23111537-2E MB41\FCC ABOVE 1G 5GWIFI\78		
Memo:	Sample Number:S23111537-05 Power Setting:65		

Test Graph

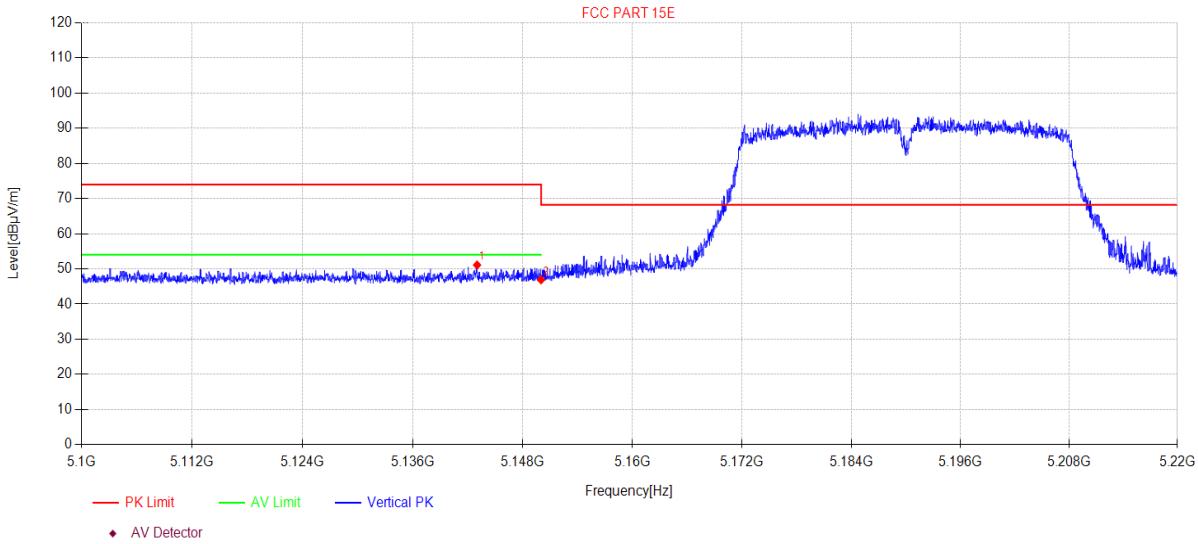

Data List										
NO.	**Freq. [MHz]**	**Reading [dBµV/m]**	**Antenna Factor [dB]**	**Cable loss [dB]**	**AMP [dB]**	**Level [dBµV/m]**	**Limit [dBµV/m]**	**Margin [dB]**	**Detector**	**Polarity**
1	5143.01	12.12	33.40	5.58	0.00	51.10	74.00	22.90	PK	Vertical
2	5150.00	7.92	33.40	5.59	0.00	46.91	68.20	21.29	PK	Vertical

Note:
1. Level = Reading + Cable loss + Antenna Factor + AMP
2. If Peak Result complies with AV limit, AV Result is deemed to comply with AV limit.
3. Test setup: RBW: 1 MHz, VBW: 3 MHz, Sweep time: auto.

TR-4-E-009 Radiated Emission Test Result

Test Date:	2024-01-17	**Tested By**:	Bairong
EUT:	AIoT Edge Controller	**Model Number**:	MB41
Test Mode:	11AC40MIMO 5190MHz TX	**Power Supply**:	DC 5V
Condition:	Temp:21.4°C;Humi:54.5%	**Test Site**:	DDT 3# Chamber
File Path:	d:\ts\2023 report data\Q23111537-2E MB41\FCC ABOVE 1G 5GWIFI\79		
Memo:	Sample Number:S23111537-05 Power Setting:65		

Test Graph

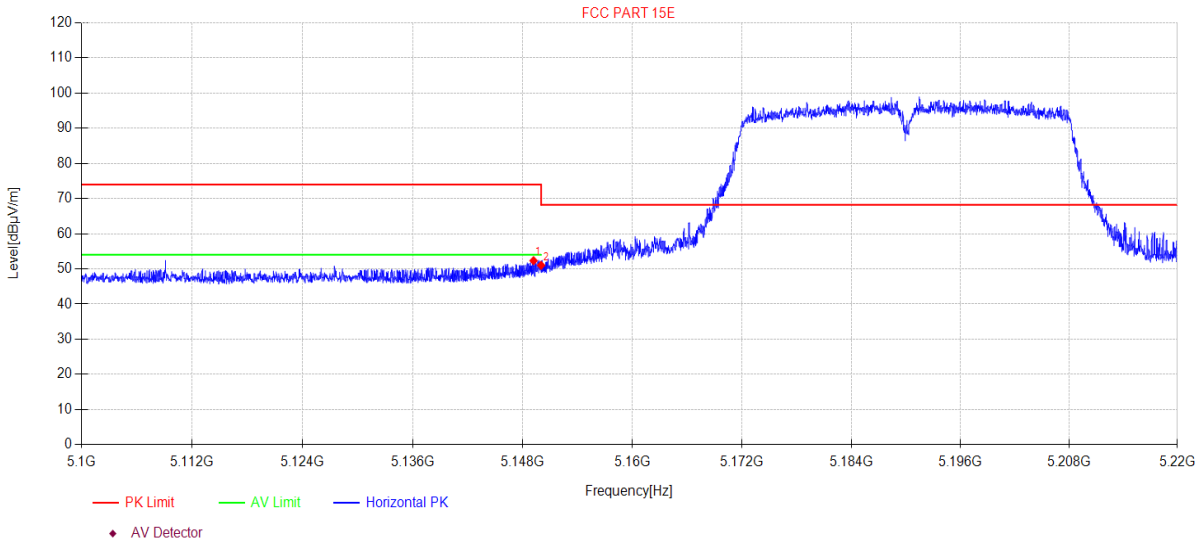

Data List										
N O.	**Freq. [MHz]**	**Reading [dBµV/m]**	**Antenna Factor [dB]**	**Cable loss [dB]**	**AMP [dB]**	**Level [dBµV/m]**	**Limit [dBµV/m]**	**Margin [dB]**	**Detector**	**Polarity**
1	5149.18	13.36	33.40	5.58	0.00	52.34	74.00	21.66	PK	Horizontal
2	5150.00	12.03	33.40	5.59	0.00	51.02	68.20	17.18	PK	Horizontal

Note:
1. Level = Reading + Cable loss + Antenna Factor + AMP
2. If Peak Result complies with AV limit, AV Result is deemed to comply with AV limit.
3. Test setup: RBW: 1 MHz, VBW: 3 MHz, Sweep time: auto.

TR-4-E-009 Radiated Emission Test Result

Test Date:	2024-01-17	**Tested By**:	Bairong
EUT:	AIoT Edge Controller	**Model Number**:	MB41
Test Mode:	11AC40MIMO 5190MHz TX	**Power Supply**:	DC 5V
Condition:	Temp:21.4°C;Humi:54.5%	**Test Site**:	DDT 3# Chamber
File Path:	d:\ts\2023 report data\Q23111537-2E MB41\FCC ABOVE 1G 5GWIFI\80		
Memo:	Sample Number:S23111537-05 Power Setting:65		

Test Graph

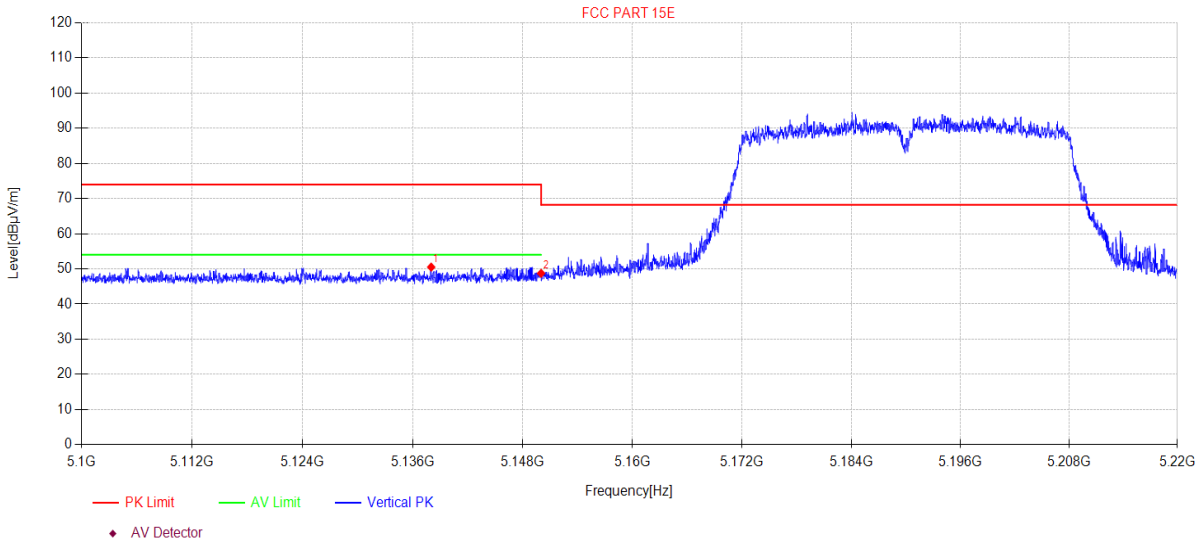

Data List										
N O.	**Freq. [MHz]**	**Reading [dBµV/m]**	**Antenna Factor [dB]**	**Cable loss [dB]**	**AMP [dB]**	**Level [dBµV/m]**	**Limit [dBµV/m]**	**Margin [dB]**	**Detector**	**Polarity**
1	5138.00	11.53	33.40	5.58	0.00	50.51	74.00	23.49	PK	Vertical
2	5150.00	9.75	33.40	5.59	0.00	48.74	68.20	19.46	PK	Vertical

Note:
1. Level = Reading + Cable loss + Antenna Factor + AMP
2. If Peak Result complies with AV limit, AV Result is deemed to comply with AV limit.
3. Test setup: RBW: 1 MHz, VBW: 3 MHz, Sweep time: auto.

TR-4-E-009 Radiated Emission Test Result

Test Date:	2024-01-17	**Tested By**:	Bairong
EUT:	AIoT Edge Controller	**Model Number**:	MB41
Test Mode:	11AC80MIMO 5210MHz TX	**Power Supply**:	DC 5V
Condition:	Temp:21.4°C;Humi:54.5%	**Test Site**:	DDT 3# Chamber
File Path:	d:\ts\2023 report data\Q23111537-2E MB41\FCC ABOVE 1G 5GWIFI\81		
Memo:	Sample Number:S23111537-05 Power Setting:65		

Test Graph

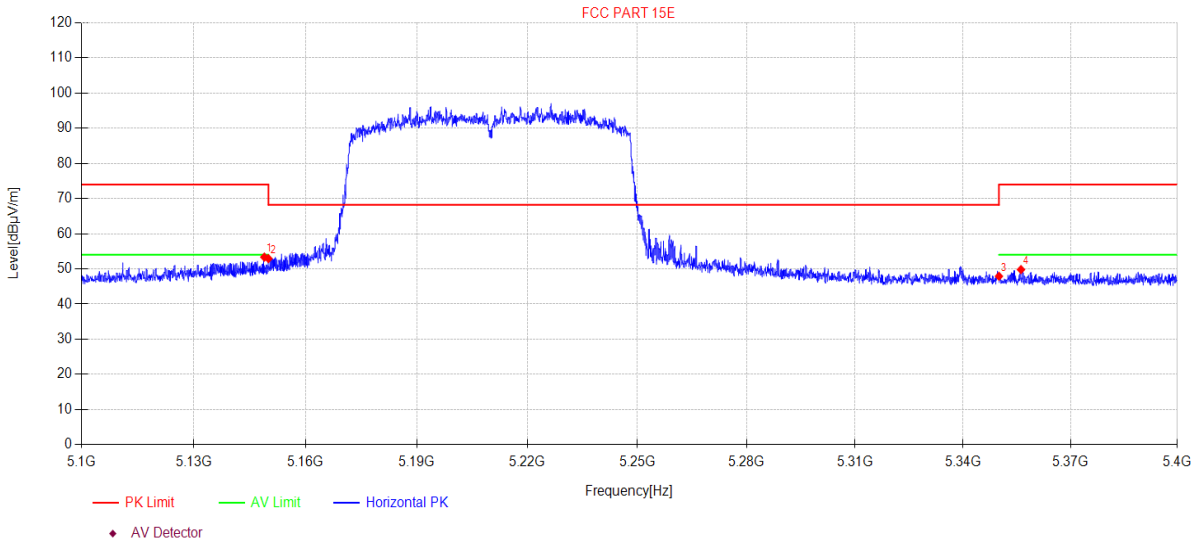

Data List

NO.	Freq. [MHz]	Reading [dBµV/m]	Antenna Factor [dB]	Cable loss [dB]	AMP [dB]	Level [dBµV/m]	Limit [dBµV/m]	Margin [dB]	Detector	Polarity
1	5148.90	14.37	33.40	5.58	0.00	53.35	74.00	20.65	PK	Horizontal
2	5150.00	13.94	33.40	5.59	0.00	52.93	68.20	15.27	PK	Horizontal
3	5350.00	9.11	33.10	5.69	0.00	47.90	74.00	26.10	PK	Horizontal
4	5356.14	11.02	33.10	5.69	0.00	49.81	74.00	24.19	PK	Horizontal

Note:
1. Level = Reading + Cable loss + Antenna Factor + AMP
2. If Peak Result complies with AV limit, AV Result is deemed to comply with AV limit.
3. Test setup: RBW: 1 MHz, VBW: 3 MHz, Sweep time: auto.

TR-4-E-009 Radiated Emission Test Result

Test Date:	2024-01-17	**Tested By**:	Bairong
EUT:	AIoT Edge Controller	**Model Number**:	MB41
Test Mode:	11AC80MIMO 5210MHz TX	**Power Supply**:	DC 5V
Condition:	Temp:21.4°C;Humi:54.5%	**Test Site**:	DDT 3# Chamber
File Path:	d:\ts\2023 report data\Q23111537-2E MB41\FCC ABOVE 1G 5GWIFI\82		
Memo:	Sample Number:S23111537-05 Power Setting:65		

Test Graph

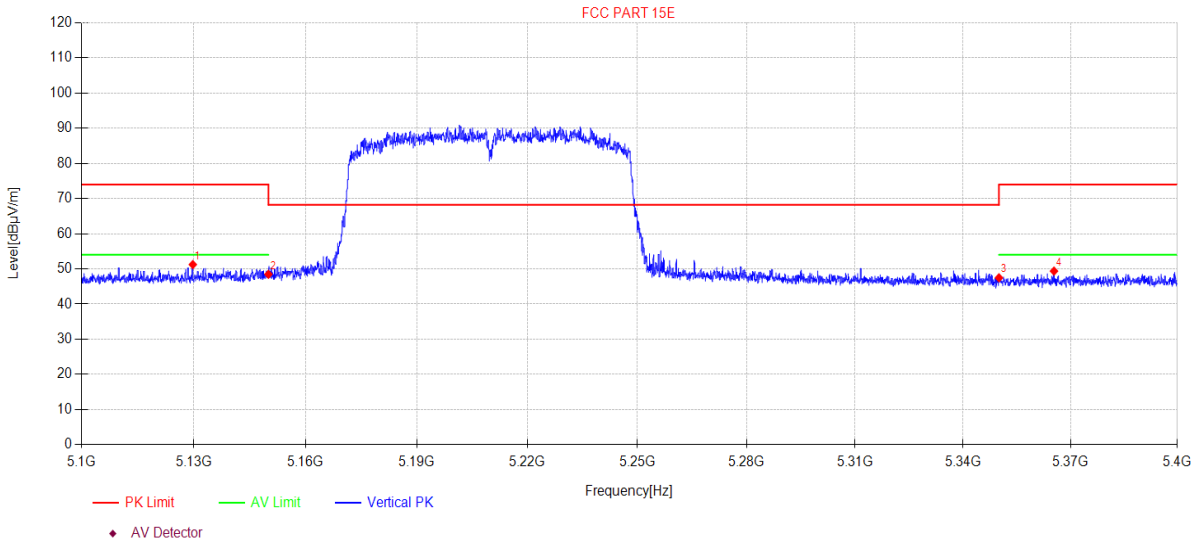

Data List										
NO.	**Freq. [MHz]**	**Reading [dBµV/m]**	**Antenna Factor [dB]**	**Cable loss [dB]**	**AMP [dB]**	**Level [dBµV/m]**	**Limit [dBµV/m]**	**Margin [dB]**	**Detector**	**Polarity**
1	5129.73	12.26	33.40	5.57	0.00	51.23	74.00	22.77	PK	Vertical
2	5150.00	9.48	33.40	5.59	0.00	48.47	68.20	19.73	PK	Vertical
3	5350.00	8.69	33.10	5.69	0.00	47.48	74.00	26.52	PK	Vertical
4	5365.38	10.59	33.10	5.69	0.00	49.38	74.00	24.62	PK	Vertical

Note:
1. Level = Reading + Cable loss + Antenna Factor + AMP
2. If Peak Result complies with AV limit, AV Result is deemed to comply with AV limit.
3. Test setup: RBW: 1 MHz, VBW: 3 MHz, Sweep time: auto.

TR-4-E-009 Radiated Emission Test Result

Test Date:	2024-01-17	**Tested By**:	Bairong
EUT:	AIoT Edge Controller	**Model Number**:	MB41
Test Mode:	11AC80MIMO 5290MHz TX	**Power Supply**:	DC 5V
Condition:	Temp:21.4°C;Humi:54.5%	**Test Site**:	DDT 3# Chamber
File Path:	d:\ts\2023 report data\Q23111537-2E MB41\FCC ABOVE 1G 5GWIFI\83		
Memo:	Sample Number:S23111537-05 Power Setting:65		

Test Graph

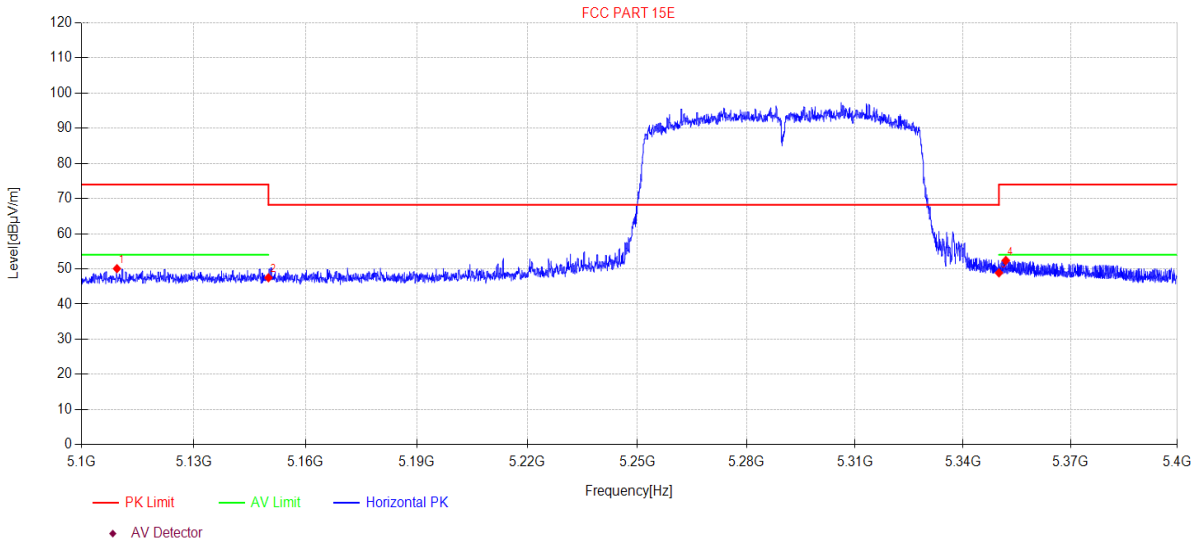

Data List

NO.	Freq. [MHz]	Reading [dBµV/m]	Antenna Factor [dB]	Cable loss [dB]	AMP [dB]	Level [dBµV/m]	Limit [dBµV/m]	Margin [dB]	Detector	Polarity
1	5109.48	11.11	33.40	5.56	0.00	50.07	74.00	23.93	PK	Horizontal
2	5150.00	8.50	33.40	5.59	0.00	47.49	68.20	20.71	PK	Horizontal
3	5350.00	10.09	33.10	5.69	0.00	48.88	74.00	25.12	PK	Horizontal
4	5351.91	13.62	33.10	5.69	0.00	52.41	74.00	21.59	PK	Horizontal

Note:
1. Level = Reading + Cable loss + Antenna Factor + AMP
2. If Peak Result complies with AV limit, AV Result is deemed to comply with AV limit.
3. Test setup: RBW: 1 MHz, VBW: 3 MHz, Sweep time: auto.

TR-4-E-009 Radiated Emission Test Result

Test Date:	2024-01-17	**Tested By**:	Bairong
EUT:	AIoT Edge Controller	**Model Number**:	MB41
Test Mode:	11AC80MIMO 5290MHz TX	**Power Supply**:	DC 5V
Condition:	Temp:21.4°C;Humi:54.5%	**Test Site**:	DDT 3# Chamber
File Path:	d:\ts\2023 report data\Q23111537-2E MB41\FCC ABOVE 1G 5GWIFI\84		
Memo:	Sample Number:S23111537-05 Power Setting:65		

Test Graph

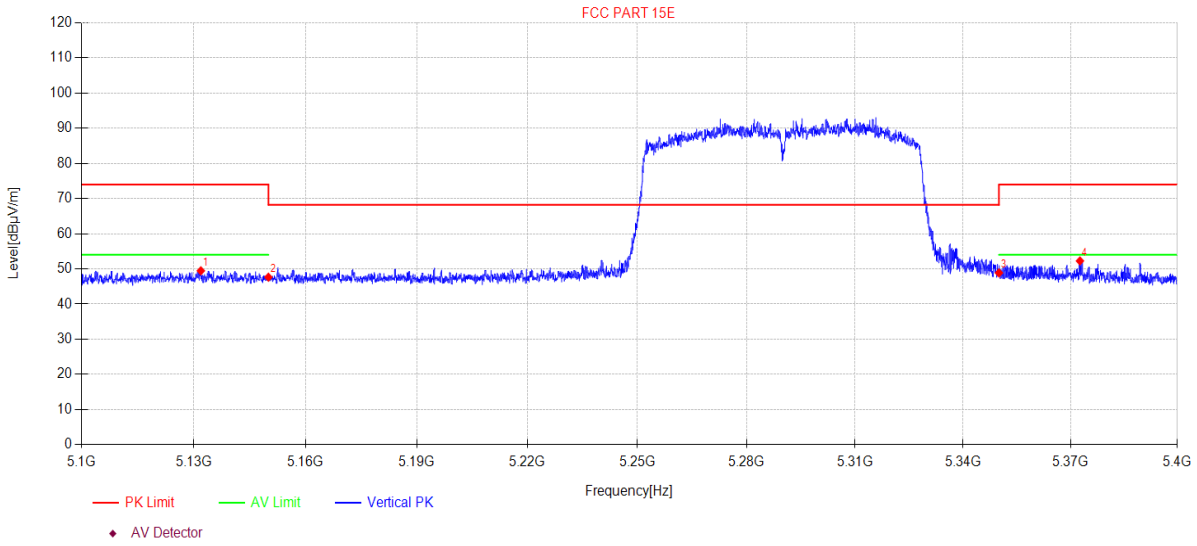

Data List										
NO.	**Freq. [MHz]**	**Reading [dBµV/m]**	**Antenna Factor [dB]**	**Cable loss [dB]**	**AMP [dB]**	**Level [dBµV/m]**	**Limit [dBµV/m]**	**Margin [dB]**	**Detector**	**Polarity**
1	5131.89	10.48	33.40	5.58	0.00	49.46	74.00	24.54	PK	Vertical
2	5150.00	8.65	33.40	5.59	0.00	47.64	68.20	20.56	PK	Vertical
3	5350.00	10.08	33.10	5.69	0.00	48.87	74.00	25.13	PK	Vertical
4	5372.64	13.47	33.10	5.70	0.00	52.27	74.00	21.73	PK	Vertical

Note:
1. Level = Reading + Cable loss + Antenna Factor + AMP
2. If Peak Result complies with AV limit, AV Result is deemed to comply with AV limit.
3. Test setup: RBW: 1 MHz, VBW: 3 MHz, Sweep time: auto.

TR-4-E-009 Radiated Emission Test Result

Test Date:	2024-01-17	**Tested By**:	Bairong
EUT:	AIoT Edge Controller	**Model Number**:	MB41
Test Mode:	11N40MIMO 5310MHz TX	**Power Supply**:	DC 5V
Condition:	Temp:21.4°C;Humi:54.5%	**Test Site**:	DDT 3# Chamber
File Path:	d:\ts\2023 report data\Q23111537-2E MB41\FCC ABOVE 1G 5GWIFI\85		
Memo:	Sample Number:S23111537-05 Power Setting:65		

Test Graph

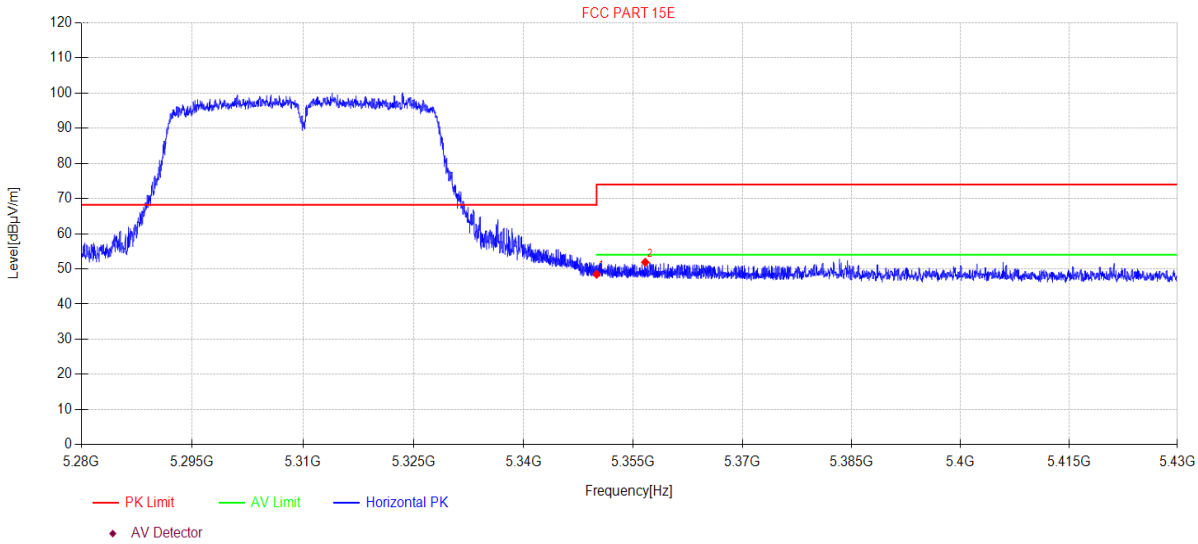

Data List										
N O.	**Freq. [MHz]**	**Reading [dBµV/m]**	**Antenna Factor [dB]**	**Cable loss [dB]**	**AMP [dB]**	**Level [dBµV/m]**	**Limit [dBµV/m]**	**Margin [dB]**	**Detector**	**Polarity**
1	5350.00	9.71	33.10	5.69	0.00	48.50	74.00	25.50	PK	Horizontal
2	5356.65	13.09	33.10	5.69	0.00	51.88	74.00	22.12	PK	Horizontal

Note:
1. Level = Reading + Cable loss + Antenna Factor + AMP
2. If Peak Result complies with AV limit, AV Result is deemed to comply with AV limit.
3. Test setup: RBW: 1 MHz, VBW: 3 MHz, Sweep time: auto.

TR-4-E-009 Radiated Emission Test Result

Test Date:	2024-01-17	**Tested By**:	Bairong
EUT:	AIoT Edge Controller	**Model Number**:	MB41
Test Mode:	11N40MIMO 5310MHz TX	**Power Supply**:	DC 5V
Condition:	Temp:21.4°C;Humi:54.5%	**Test Site**:	DDT 3# Chamber
File Path:	d:\ts\2023 report data\Q23111537-2E MB41\FCC ABOVE 1G 5GWIFI\86		
Memo:	Sample Number:S23111537-05 Power Setting:65		

Test Graph

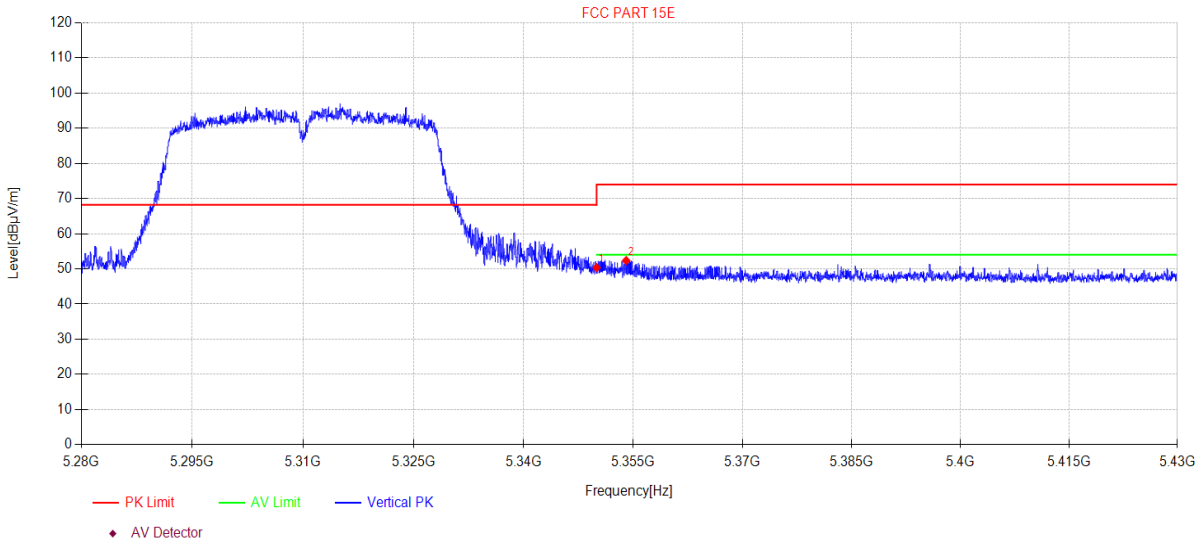

Data List										
N O.	**Freq. [MHz]**	**Reading [dBµV/m]**	**Antenna Factor [dB]**	**Cable loss [dB]**	**AMP [dB]**	**Level [dBµV/m]**	**Limit [dBµV/m]**	**Margin [dB]**	**Detector**	**Polarity**
1	5350.00	11.55	33.10	5.69	0.00	50.34	74.00	23.66	PK	Vertical
2	5354.04	13.58	33.10	5.69	0.00	52.37	74.00	21.63	PK	Vertical

Note:
1. Level = Reading + Cable loss + Antenna Factor + AMP
2. If Peak Result complies with AV limit, AV Result is deemed to comply with AV limit.
3. Test setup: RBW: 1 MHz, VBW: 3 MHz, Sweep time: auto.

TR-4-E-009 Radiated Emission Test Result

Test Date:	2024-01-17	**Tested By**:	Bairong
EUT:	AIoT Edge Controller	**Model Number**:	MB41
Test Mode:	11AC40MIMO 5310MHz TX	**Power Supply**:	DC 5V
Condition:	Temp:21.4°C;Humi:54.5%	**Test Site**:	DDT 3# Chamber
File Path:	d:\ts\2023 report data\Q23111537-2E MB41\FCC ABOVE 1G 5GWIFI\87		
Memo:	Sample Number:S23111537-05 Power Setting:65		

Test Graph

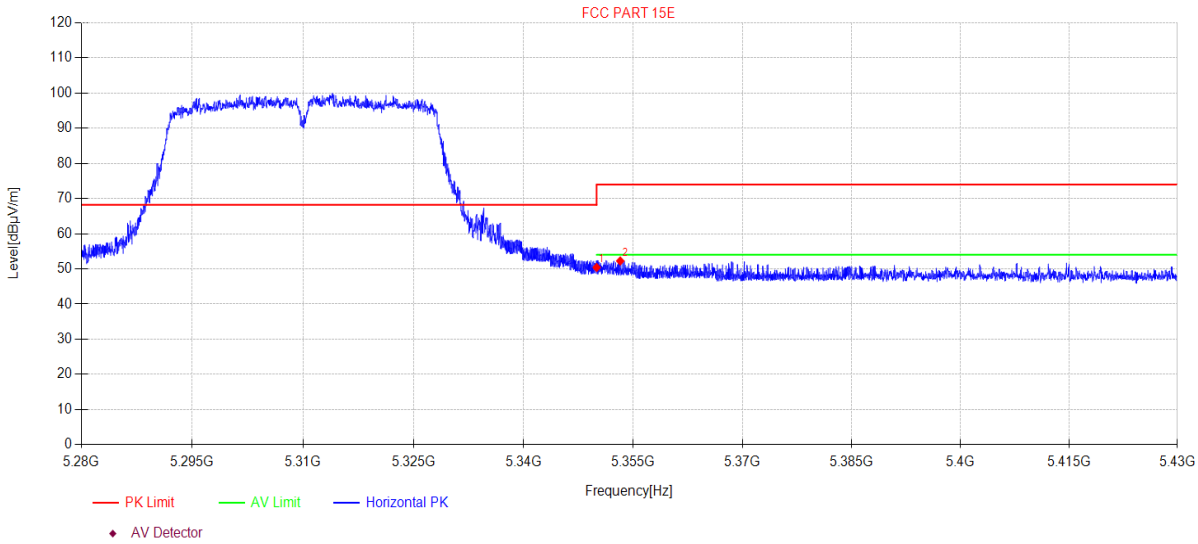

Data List										
N O.	**Freq. [MHz]**	**Reading [dBµV/m]**	**Antenna Factor [dB]**	**Cable loss [dB]**	**AMP [dB]**	**Level [dBµV/m]**	**Limit [dBµV/m]**	**Margin [dB]**	**Detector**	**Polarity**
1	5350.00	11.62	33.10	5.69	0.00	50.41	74.00	23.59	PK	Horizontal
2	5353.23	13.48	33.10	5.69	0.00	52.27	74.00	21.73	PK	Horizontal

Note:
1. Level = Reading + Cable loss + Antenna Factor + AMP
2. If Peak Result complies with AV limit, AV Result is deemed to comply with AV limit.
3. Test setup: RBW: 1 MHz, VBW: 3 MHz, Sweep time: auto.

TR-4-E-009 Radiated Emission Test Result

Test Date:	2024-01-17	**Tested By**:	Bairong
EUT:	AIoT Edge Controller	**Model Number**:	MB41
Test Mode:	11AC40MIMO 5310MHz TX	**Power Supply**:	DC 5V
Condition:	Temp:21.4°C;Humi:54.5%	**Test Site**:	DDT 3# Chamber
File Path:	d:\ts\2023 report data\Q23111537-2E MB41\FCC ABOVE 1G 5GWIFI\88		
Memo:	Sample Number:S23111537-05 Power Setting:65		

Test Graph

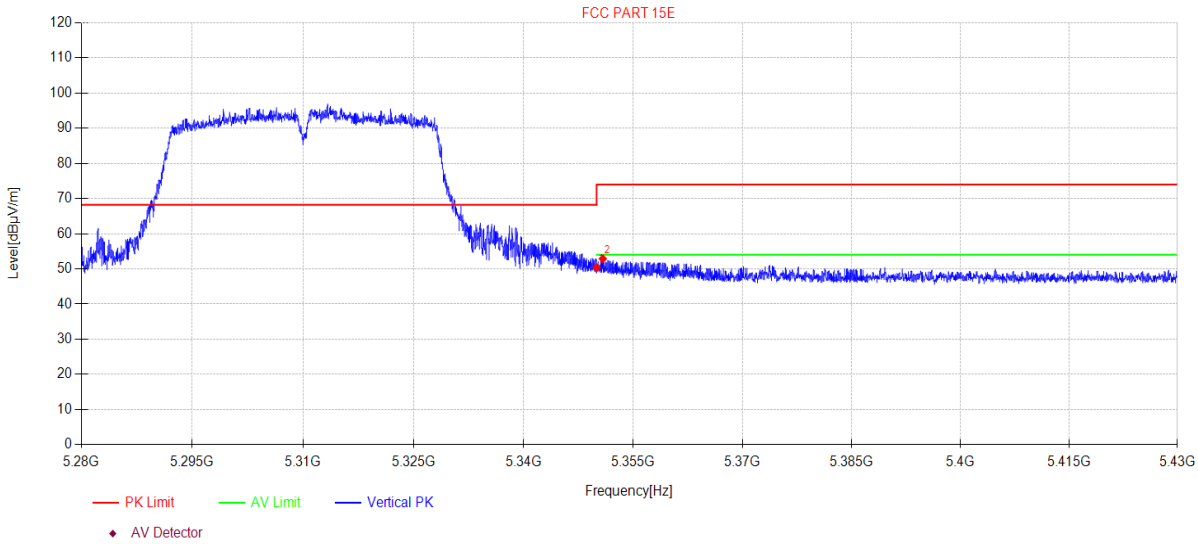

Data List										
N O.	**Freq. [MHz]**	**Reading [dBµV/m]**	**Antenna Factor [dB]**	**Cable loss [dB]**	**AMP [dB]**	**Level [dBµV/m]**	**Limit [dBµV/m]**	**Margin [dB]**	**Detector**	**Polarity**
1	5350.00	11.60	33.10	5.69	0.00	50.39	74.00	23.61	PK	Vertical
2	5350.85	14.09	33.10	5.69	0.00	52.88	74.00	21.12	PK	Vertical

Note:
1. Level = Reading + Cable loss + Antenna Factor + AMP
2. If Peak Result complies with AV limit, AV Result is deemed to comply with AV limit.
3. Test setup: RBW: 1 MHz, VBW: 3 MHz, Sweep time: auto.

TR-4-E-009 Radiated Emission Test Result

Test Date:	2024-01-22	**Tested By**:	Bairong
EUT:	AIoT Edge Controller	**Model Number**:	MB41
Test Mode:	11A ANT1 5320MHz TX	**Power Supply**:	DC 5V
Condition:	Temp:21.4°C;Humi:54.5%	**Test Site**:	DDT 3# Chamber
File Path:	d:\ts\2023 report data\Q23111537-2E MB41\FCC ABOVE 1G 5GWIFI\145		
Memo:	Sample Number:S23111537-05 Power Setting:70		

Test Graph

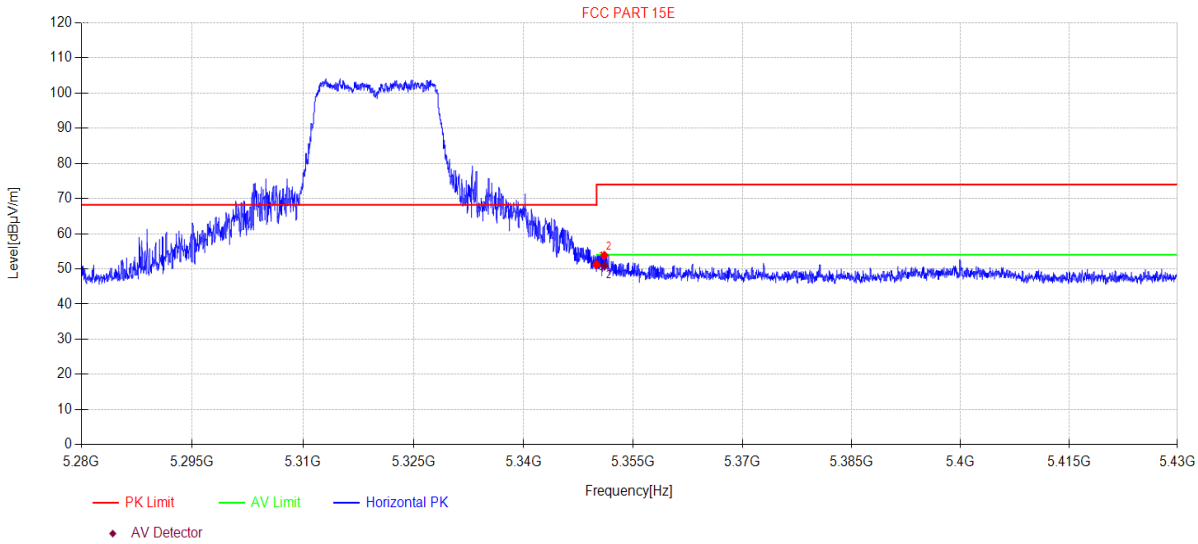

Data List										
N O.	**Freq. [MHz]**	**Reading [dBµV/m]**	**Antenna Factor [dB]**	**Cable loss [dB]**	**AMP [dB]**	**Level [dBµV/m]**	**Limit [dBµV/m]**	**Margin [dB]**	**Detector**	**Polarity**
1	5350.00	12.40	33.10	5.69	0.00	51.19	74.00	22.81	PK	Horizontal
2	5351.07	15.05	33.10	5.69	0.00	53.84	74.00	20.16	PK	Horizontal

Data List										
N O.	**Freq. [MHz]**	**Reading [dBµV/m]**	**Antenna Factor [dB]**	**Cable loss [dB]**	**AMP [dB]**	**Level [dBµV/m]**	**Limit [dBµV/m]**	**Margin [dB]**	**Detector**	**Polarity**
1	5350.00	12.50	33.10	5.69	0.00	51.29	54.00	2.71	AV	Horizontal
2	5351.07	12.07	33.10	5.69	0.00	50.86	54.00	3.14	AV	Horizontal

Note:
1. Level = Reading + Cable loss + Antenna Factor + AMP
2. If Peak Result complies with AV limit, AV Result is deemed to comply with AV limit.
3. Test setup: RBW: 1 MHz, VBW: 3 MHz, Sweep time: auto.

TR-4-E-009 Radiated Emission Test Result

Test Date:	2024-01-22	**Tested By**:	Bairong
EUT:	AIoT Edge Controller	**Model Number**:	MB41
Test Mode:	11A ANT1 5320MHz TX	**Power Supply**:	DC 5V
Condition:	Temp:21.4°C;Humi:54.5%	**Test Site**:	DDT 3# Chamber
File Path:	d:\ts\2023 report data\Q23111537-2E MB41\FCC ABOVE 1G 5GWIFI\146		
Memo:	Sample Number:S23111537-05 Power Setting:70		

Test Graph

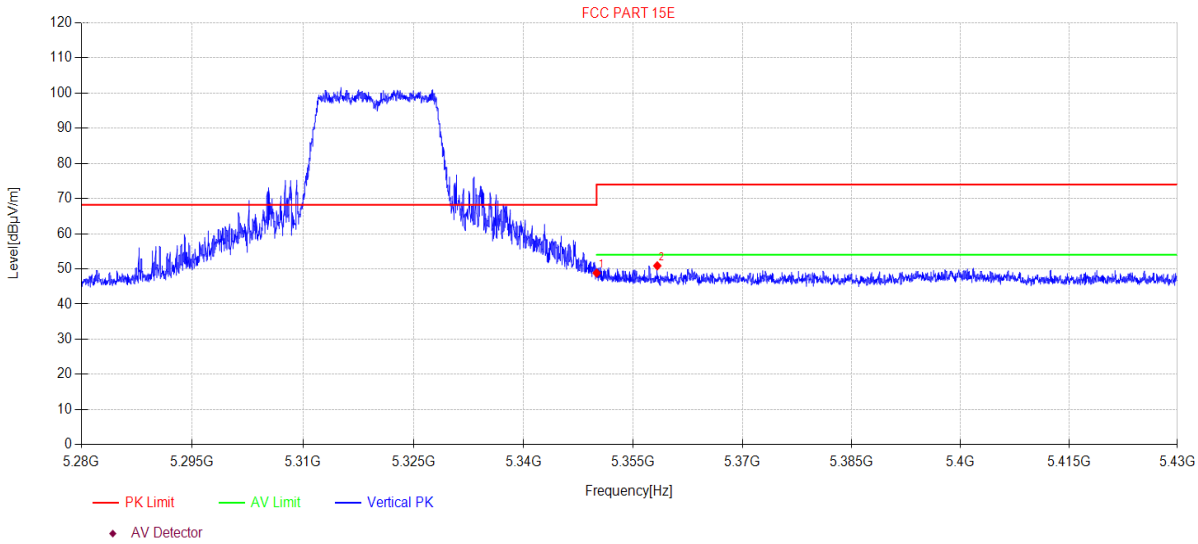

Data List										
N O.	**Freq. [MHz]**	**Reading [dBµV/m]**	**Antenna Factor [dB]**	**Cable loss [dB]**	**AMP [dB]**	**Level [dBµV/m]**	**Limit [dBµV/m]**	**Margin [dB]**	**Detector**	**Polarity**
1	5350.00	10.03	33.10	5.69	0.00	48.82	74.00	25.18	PK	Vertical
2	5358.30	12.10	33.10	5.69	0.00	50.89	74.00	23.11	PK	Vertical

Note:
1. Level = Reading + Cable loss + Antenna Factor + AMP
2. If Peak Result complies with AV limit, AV Result is deemed to comply with AV limit.
3. Test setup: RBW: 1 MHz, VBW: 3 MHz, Sweep time: auto.

TR-4-E-009 Radiated Emission Test Result

Test Date:	2024-01-22	**Tested By**:	Bairong
EUT:	AIoT Edge Controller	**Model Number**:	MB41
Test Mode:	11A ANT2 5320MHz TX	**Power Supply**:	DC 5V
Condition:	Temp:21.4°C;Humi:54.5%	**Test Site**:	DDT 3# Chamber
File Path:	d:\ts\2023 report data\Q23111537-2E MB41\FCC ABOVE 1G 5GWIFI\147		
Memo:	Sample Number:S23111537-05 Power Setting:70		

Test Graph

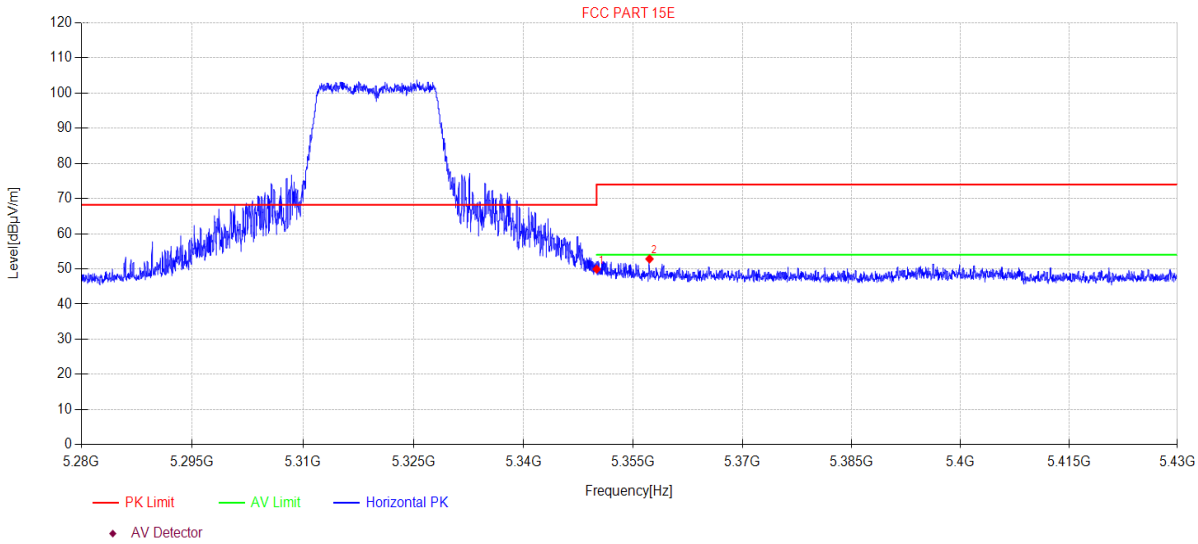

Data List										
N O.	**Freq. [MHz]**	**Reading [dBµV/m]**	**Antenna Factor [dB]**	**Cable loss [dB]**	**AMP [dB]**	**Level [dBµV/m]**	**Limit [dBµV/m]**	**Margin [dB]**	**Detector**	**Polarity**
1	5350.00	11.14	33.10	5.69	0.00	49.93	74.00	24.07	PK	Horizontal
2	5357.24	14.04	33.10	5.69	0.00	52.83	74.00	21.17	PK	Horizontal

Note:
1. Level = Reading + Cable loss + Antenna Factor + AMP
2. If Peak Result complies with AV limit, AV Result is deemed to comply with AV limit.
3. Test setup: RBW: 1 MHz, VBW: 3 MHz, Sweep time: auto.

TR-4-E-009 Radiated Emission Test Result

Test Date:	2024-01-22	**Tested By**:	Bairong
EUT:	AIoT Edge Controller	**Model Number**:	MB41
Test Mode:	11A ANT2 5320MHz TX	**Power Supply**:	DC 5V
Condition:	Temp:21.4°C;Humi:54.5%	**Test Site**:	DDT 3# Chamber
File Path:	d:\ts\2023 report data\Q23111537-2E MB41\FCC ABOVE 1G 5GWIFI\148		
Memo:	Sample Number:S23111537-05 Power Setting:70		

Test Graph

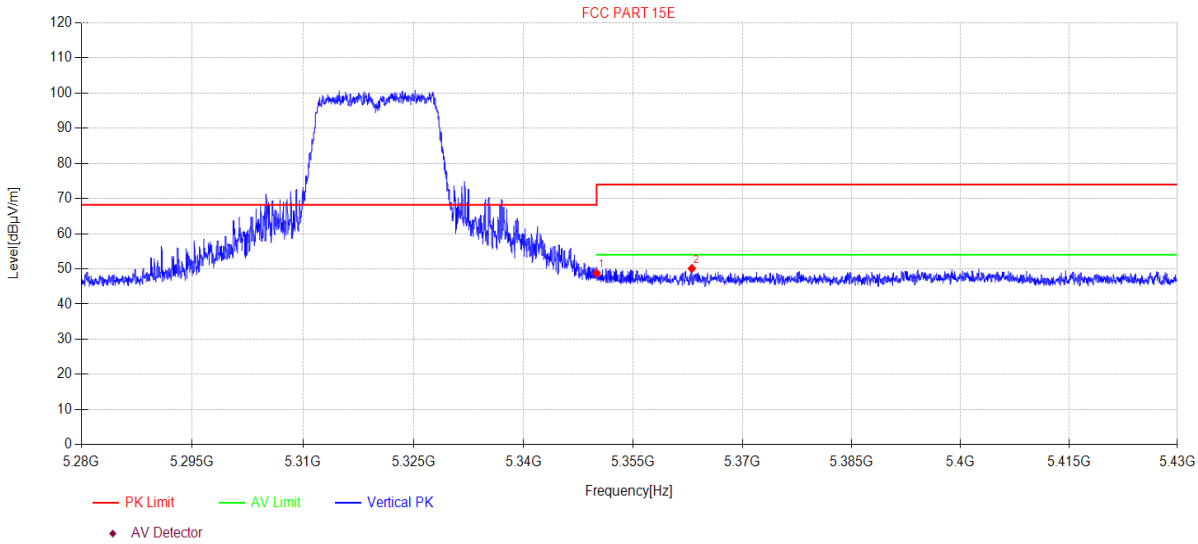

Data List										
N O.	**Freq. [MHz]**	**Reading [dBµV/m]**	**Antenna Factor [dB]**	**Cable loss [dB]**	**AMP [dB]**	**Level [dBµV/m]**	**Limit [dBµV/m]**	**Margin [dB]**	**Detector**	**Polarity**
1	5350.00	10.01	33.10	5.69	0.00	48.80	74.00	25.20	PK	Vertical
2	5363.04	11.32	33.10	5.69	0.00	50.11	74.00	23.89	PK	Vertical

Note:
1. Level = Reading + Cable loss + Antenna Factor + AMP
2. If Peak Result complies with AV limit, AV Result is deemed to comply with AV limit.
3. Test setup: RBW: 1 MHz, VBW: 3 MHz, Sweep time: auto.

TR-4-E-009 Radiated Emission Test Result

Test Date:	2024-01-17	**Tested By**:	Bairong
EUT:	AIoT Edge Controller	**Model Number**:	MB41
Test Mode:	11N20MIMO 5320MHz TX	**Power Supply**:	DC 5V
Condition:	Temp:21.4°C;Humi:54.5%	**Test Site**:	DDT 3# Chamber
File Path:	d:\ts\2023 report data\Q23111537-2E MB41\FCC ABOVE 1G 5GWIFI\93		
Memo:	Sample Number:S23111537-05 Power Setting:65		

Test Graph

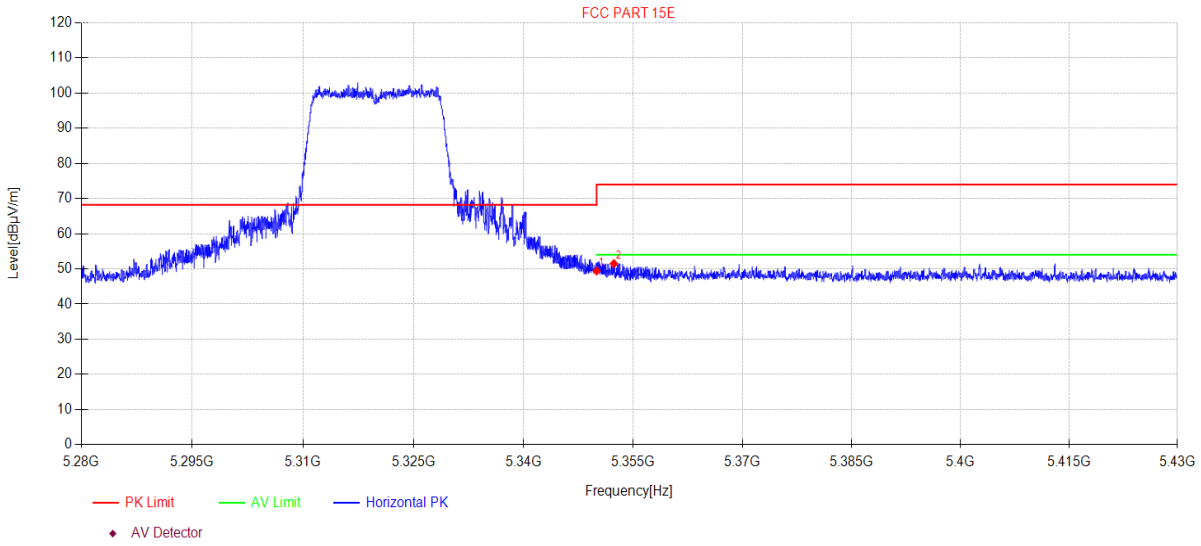

Data List										
NO.	**Freq. [MHz]**	**Reading [dBµV/m]**	**Antenna Factor [dB]**	**Cable loss [dB]**	**AMP [dB]**	**Level [dBµV/m]**	**Limit [dBµV/m]**	**Margin [dB]**	**Detector**	**Polarity**
1	5350.00	10.64	33.10	5.69	0.00	49.43	74.00	24.57	PK	Horizontal
2	5352.36	12.69	33.10	5.69	0.00	51.48	74.00	22.52	PK	Horizontal

Note:
1. Level = Reading + Cable loss + Antenna Factor + AMP
2. If Peak Result complies with AV limit, AV Result is deemed to comply with AV limit.
3. Test setup: RBW: 1 MHz, VBW: 3 MHz, Sweep time: auto.

TR-4-E-009 Radiated Emission Test Result

Test Date:	2024-01-17	**Tested By**:	Bairong
EUT:	AIoT Edge Controller	**Model Number**:	MB41
Test Mode:	11N20MIMO 5320MHz TX	**Power Supply**:	DC 5V
Condition:	Temp:21.4°C;Humi:54.5%	**Test Site**:	DDT 3# Chamber
File Path:	d:\ts\2023 report data\Q23111537-2E MB41\FCC ABOVE 1G 5GWIFI\94		
Memo:	Sample Number:S23111537-05 Power Setting:65		

Test Graph

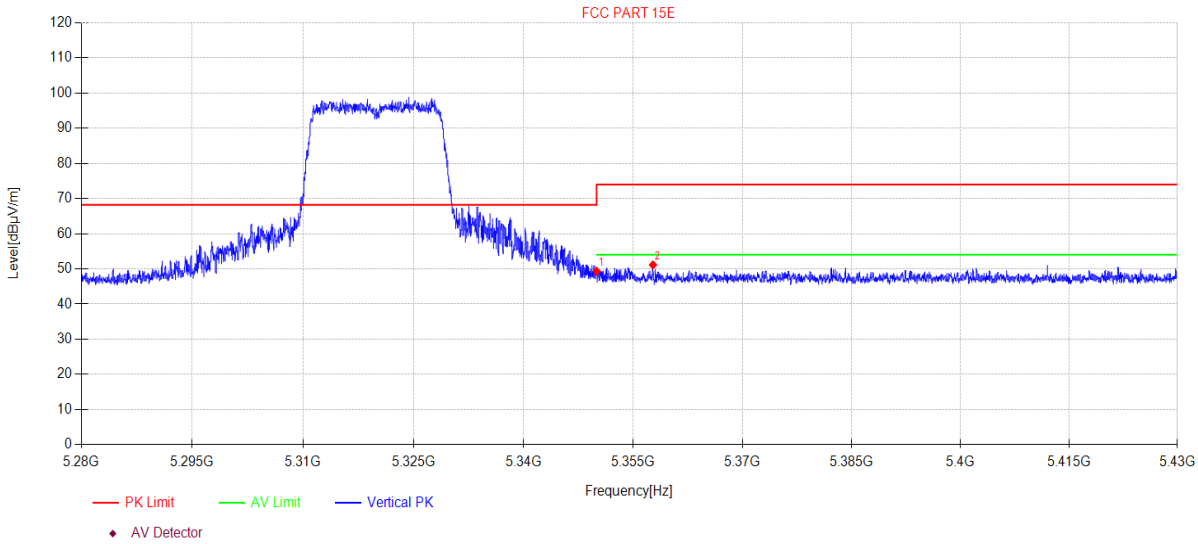

Data List										
N O.	**Freq. [MHz]**	**Reading [dBµV/m]**	**Antenna Factor [dB]**	**Cable loss [dB]**	**AMP [dB]**	**Level [dBµV/m]**	**Limit [dBµV/m]**	**Margin [dB]**	**Detector**	**Polarity**
1	5350.00	10.54	33.10	5.69	0.00	49.33	74.00	24.67	PK	Vertical
2	5357.72	12.35	33.10	5.69	0.00	51.14	74.00	22.86	PK	Vertical

Note:
1. Level = Reading + Cable loss + Antenna Factor + AMP
2. If Peak Result complies with AV limit, AV Result is deemed to comply with AV limit.
3. Test setup: RBW: 1 MHz, VBW: 3 MHz, Sweep time: auto.

TR-4-E-009 Radiated Emission Test Result

Test Date:	2024-01-17	**Tested By**:	Bairong
EUT:	AIoT Edge Controller	**Model Number**:	MB41
Test Mode:	11AC20MIMO 5320MHz TX	**Power Supply**:	DC 5V
Condition:	Temp:21.4°C;Humi:54.5%	**Test Site**:	DDT 3# Chamber
File Path:	d:\ts\2023 report data\Q23111537-2E MB41\FCC ABOVE 1G 5GWIFI\95		
Memo:	Sample Number:S23111537-05 Power Setting:65		

Test Graph

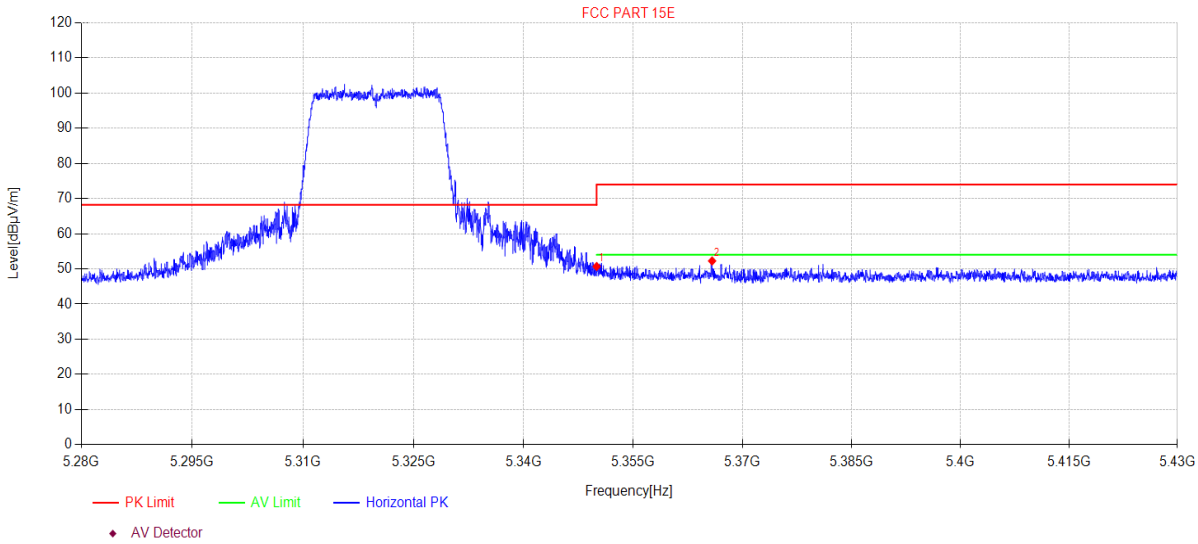

Data List										
N O.	**Freq. [MHz]**	**Reading [dBµV/m]**	**Antenna Factor [dB]**	**Cable loss [dB]**	**AMP [dB]**	**Level [dBµV/m]**	**Limit [dBµV/m]**	**Margin [dB]**	**Detector**	**Polarity**
1	5350.00	11.91	33.10	5.69	0.00	50.70	74.00	23.30	PK	Horizontal
2	5365.82	13.47	33.10	5.69	0.00	52.26	74.00	21.74	PK	Horizontal

Note:
1. Level = Reading + Cable loss + Antenna Factor + AMP
2. If Peak Result complies with AV limit, AV Result is deemed to comply with AV limit.
3. Test setup: RBW: 1 MHz, VBW: 3 MHz, Sweep time: auto.

TR-4-E-009 Radiated Emission Test Result

Test Date:	2024-01-17	**Tested By**:	Bairong
EUT:	AIoT Edge Controller	**Model Number**:	MB41
Test Mode:	11AC20MIMO 5320MHz TX	**Power Supply**:	DC 5V
Condition:	Temp:21.4°C;Humi:54.5%	**Test Site**:	DDT 3# Chamber
File Path:	d:\ts\2023 report data\Q23111537-2E MB41\FCC ABOVE 1G 5GWIFI\96		
Memo:	Sample Number:S23111537-05 Power Setting:65		

Test Graph

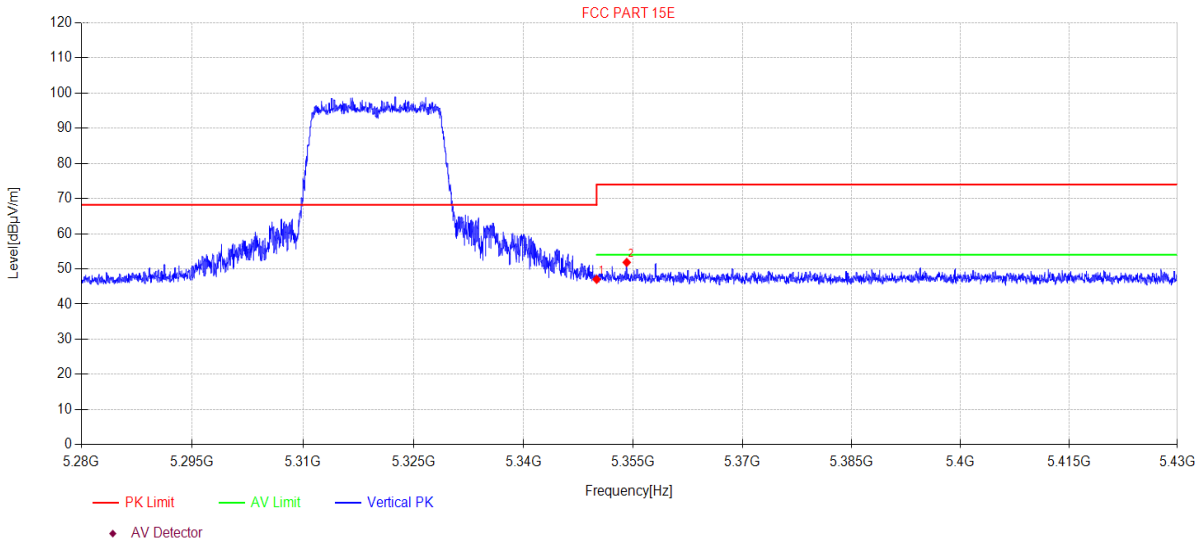

Data List										
NO.	**Freq. [MHz]**	**Reading [dBµV/m]**	**Antenna Factor [dB]**	**Cable loss [dB]**	**AMP [dB]**	**Level [dBµV/m]**	**Limit [dBµV/m]**	**Margin [dB]**	**Detector**	**Polarity**
1	5350.00	8.24	33.10	5.69	0.00	47.03	74.00	26.97	PK	Vertical
2	5354.12	13.06	33.10	5.69	0.00	51.85	74.00	22.15	PK	Vertical

Note:
1. Level = Reading + Cable loss + Antenna Factor + AMP
2. If Peak Result complies with AV limit, AV Result is deemed to comply with AV limit.
3. Test setup: RBW: 1 MHz, VBW: 3 MHz, Sweep time: auto.

TR-4-E-009 Radiated Emission Test Result

Test Date:	2024-01-17	**Tested By**:	Bairong
EUT:	AIoT Edge Controller	**Model Number**:	MB41
Test Mode:	11A ANT1 5500MHz TX	**Power Supply**:	DC 5V
Condition:	Temp:21.4°C;Humi:54.5%	**Test Site**:	DDT 3# Chamber
File Path:	d:\ts\2023 report data\Q23111537-2E MB41\FCC ABOVE 1G 5GWIFI\97		
Memo:	Sample Number:S23111537-05 Power Setting:65		

Test Graph

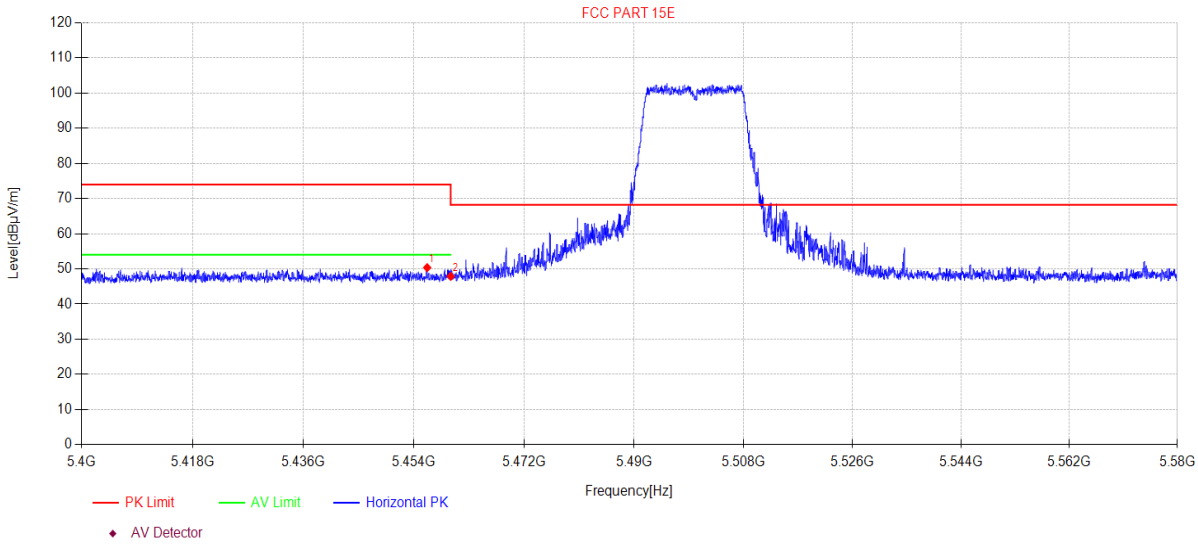

Data List										
NO.	**Freq. [MHz]**	**Reading [dBµV/m]**	**Antenna Factor [dB]**	**Cable loss [dB]**	**AMP [dB]**	**Level [dBµV/m]**	**Limit [dBµV/m]**	**Margin [dB]**	**Detector**	**Polarity**
1	5456.16	11.62	33.00	5.74	0.00	50.36	74.00	23.64	PK	Horizontal
2	5460.00	9.15	33.00	5.74	0.00	47.89	68.20	20.31	PK	Horizontal

Note:
1. Level = Reading + Cable loss + Antenna Factor + AMP
2. If Peak Result complies with AV limit, AV Result is deemed to comply with AV limit.
3. Test setup: RBW: 1 MHz, VBW: 3 MHz, Sweep time: auto.

TR-4-E-009 Radiated Emission Test Result

Test Date:	2024-01-17	**Tested By**:	Bairong
EUT:	AIoT Edge Controller	**Model Number**:	MB41
Test Mode:	11A ANT1 5500MHz TX	**Power Supply**:	DC 5V
Condition:	Temp:21.4°C;Humi:54.5%	**Test Site**:	DDT 3# Chamber
File Path:	d:\ts\2023 report data\Q23111537-2E MB41\FCC ABOVE 1G 5GWIFI\98		
Memo:	Sample Number:S23111537-05 Power Setting:65		

Test Graph

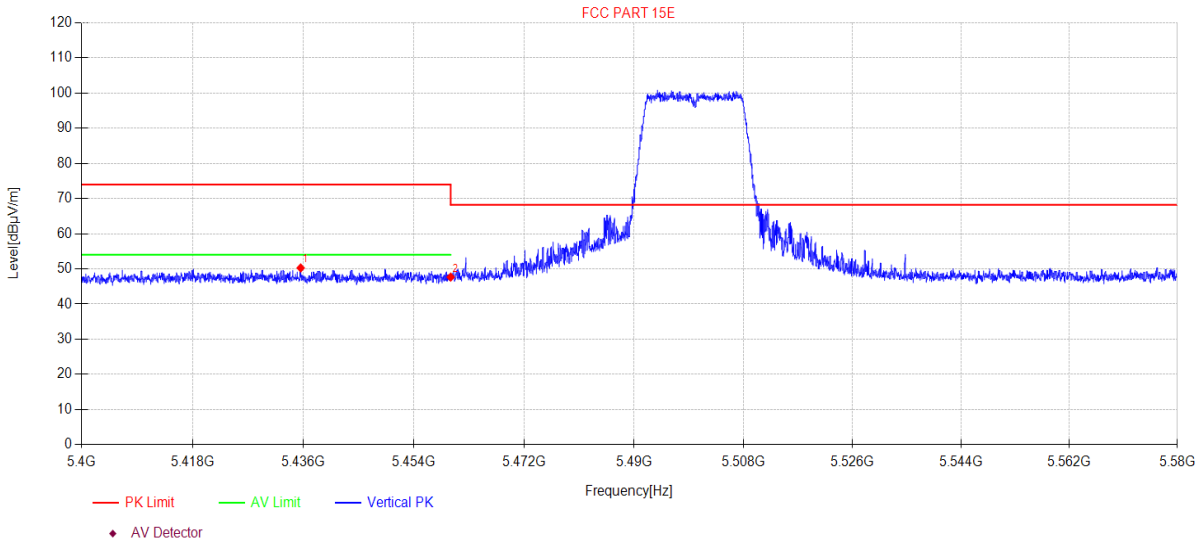

Data List										
N O.	**Freq. [MHz]**	**Reading [dBµV/m]**	**Antenna Factor [dB]**	**Cable loss [dB]**	**AMP [dB]**	**Level [dBµV/m]**	**Limit [dBµV/m]**	**Margin [dB]**	**Detector**	**Polarity**
1	5435.55	11.51	33.03	5.73	0.00	50.27	74.00	23.73	PK	Vertical
2	5460.00	8.94	33.00	5.74	0.00	47.68	68.20	20.52	PK	Vertical

Note:
1. Level = Reading + Cable loss + Antenna Factor + AMP
2. If Peak Result complies with AV limit, AV Result is deemed to comply with AV limit.
3. Test setup: RBW: 1 MHz, VBW: 3 MHz, Sweep time: auto.

TR-4-E-009 Radiated Emission Test Result

Test Date:	2024-01-17	**Tested By**:	Bairong
EUT:	AIoT Edge Controller	**Model Number**:	MB41
Test Mode:	11A ANT2 5500MHz TX	**Power Supply**:	DC 5V
Condition:	Temp:21.4°C;Humi:54.5%	**Test Site**:	DDT 3# Chamber
File Path:	d:\ts\2023 report data\Q23111537-2E MB41\FCC ABOVE 1G 5GWIFI\99		
Memo:	Sample Number:S23111537-05 Power Setting:65		

Test Graph

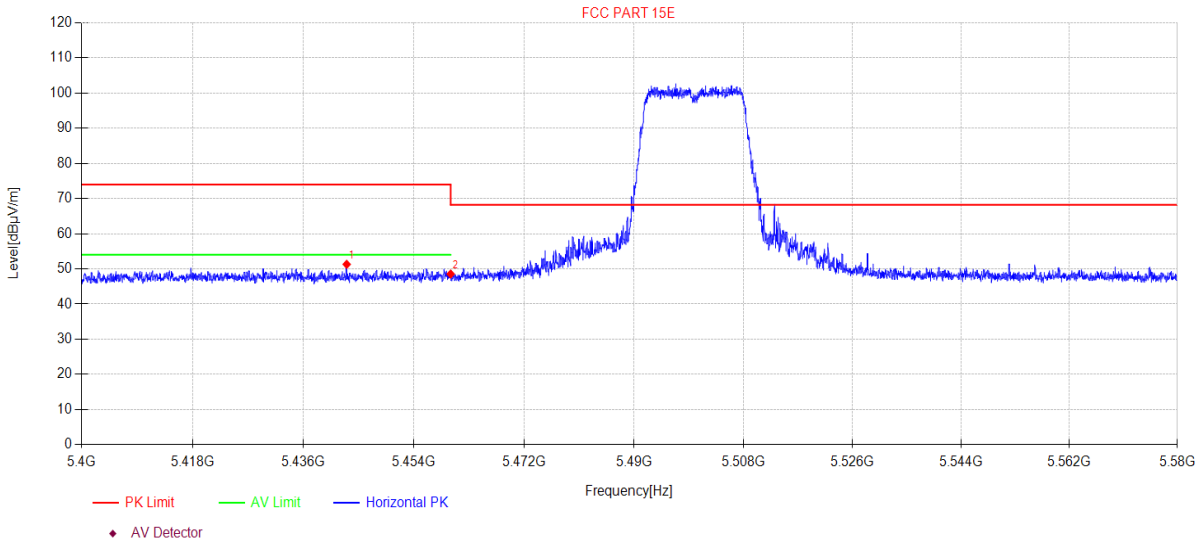

Data List										
N O.	**Freq. [MHz]**	**Reading [dBµV/m]**	**Antenna Factor [dB]**	**Cable loss [dB]**	**AMP [dB]**	**Level [dBµV/m]**	**Limit [dBµV/m]**	**Margin [dB]**	**Detector**	**Polarity**
1	5443.04	12.56	33.01	5.73	0.00	51.30	74.00	22.70	PK	Horizontal
2	5460.00	9.81	33.00	5.74	0.00	48.55	68.20	19.65	PK	Horizontal

Note:
1. Level = Reading + Cable loss + Antenna Factor + AMP
2. If Peak Result complies with AV limit, AV Result is deemed to comply with AV limit.
3. Test setup: RBW: 1 MHz, VBW: 3 MHz, Sweep time: auto.

TR-4-E-009 Radiated Emission Test Result

Test Date:	2024-01-17	**Tested By**:	Bairong
EUT:	AIoT Edge Controller	**Model Number**:	MB41
Test Mode:	11A ANT2 5500MHz TX	**Power Supply**:	DC 5V
Condition:	Temp:21.4°C;Humi:54.5%	**Test Site**:	DDT 3# Chamber
File Path:	d:\ts\2023 report data\Q23111537-2E MB41\FCC ABOVE 1G 5GWIFI\100		
Memo:	Sample Number:S23111537-05 Power Setting:65		

Test Graph

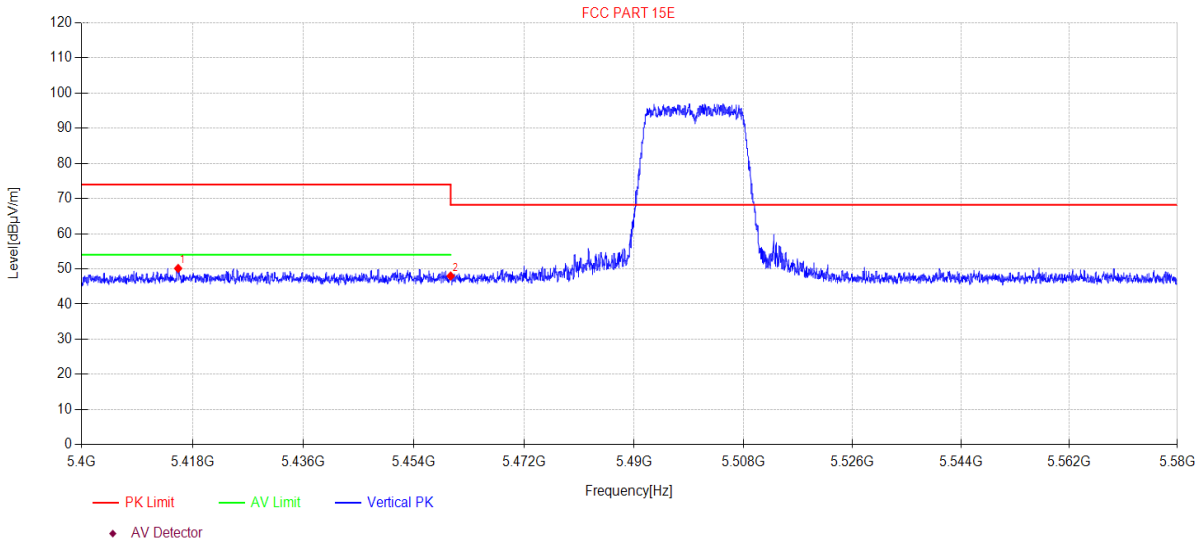

Data List										
N O.	**Freq. [MHz]**	**Reading [dBµV/m]**	**Antenna Factor [dB]**	**Cable loss [dB]**	**AMP [dB]**	**Level [dBµV/m]**	**Limit [dBµV/m]**	**Margin [dB]**	**Detector**	**Polarity**
1	5415.66	11.34	33.07	5.72	0.00	50.13	74.00	23.87	PK	Vertical
2	5460.00	9.23	33.00	5.74	0.00	47.97	68.20	20.23	PK	Vertical

Note:
1. Level = Reading + Cable loss + Antenna Factor + AMP
2. If Peak Result complies with AV limit, AV Result is deemed to comply with AV limit.
3. Test setup: RBW: 1 MHz, VBW: 3 MHz, Sweep time: auto.

TR-4-E-009 Radiated Emission Test Result

Test Date:	2024-01-17	**Tested By**:	Bairong
EUT:	AIoT Edge Controller	**Model Number**:	MB41
Test Mode:	11N20MIMO 5500MHz TX	**Power Supply**:	DC 5V
Condition:	Temp:21.4°C;Humi:54.5%	**Test Site**:	DDT 3# Chamber
File Path:	d:\ts\2023 report data\Q23111537-2E MB41\FCC ABOVE 1G 5GWIFI\101		
Memo:	Sample Number:S23111537-05 Power Setting:65		

Test Graph

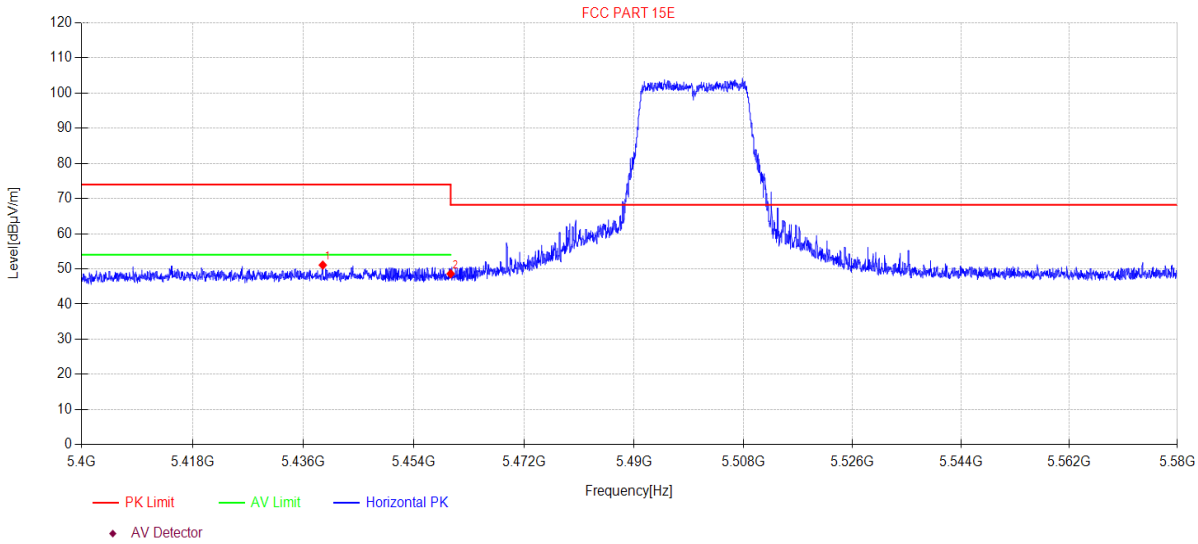

Data List										
N O.	**Freq. [MHz]**	**Reading [dBµV/m]**	**Antenna Factor [dB]**	**Cable loss [dB]**	**AMP [dB]**	**Level [dBµV/m]**	**Limit [dBµV/m]**	**Margin [dB]**	**Detector**	**Polarity**
1	5439.15	12.33	33.02	5.73	0.00	51.08	74.00	22.92	PK	Horizontal
2	5460.00	9.89	33.00	5.74	0.00	48.63	68.20	19.57	PK	Horizontal

Note:
1. Level = Reading + Cable loss + Antenna Factor + AMP
2. If Peak Result complies with AV limit, AV Result is deemed to comply with AV limit.
3. Test setup: RBW: 1 MHz, VBW: 3 MHz, Sweep time: auto.

TR-4-E-009 Radiated Emission Test Result

Test Date:	2024-01-17	**Tested By**:	Bairong
EUT:	AIoT Edge Controller	**Model Number**:	MB41
Test Mode:	11N20MIMO 5500MHz TX	**Power Supply**:	DC 5V
Condition:	Temp:21.4°C;Humi:54.5%	**Test Site**:	DDT 3# Chamber
File Path:	d:\ts\2023 report data\Q23111537-2E MB41\FCC ABOVE 1G 5GWIFI\102		
Memo:	Sample Number:S23111537-05 Power Setting:65		

Test Graph

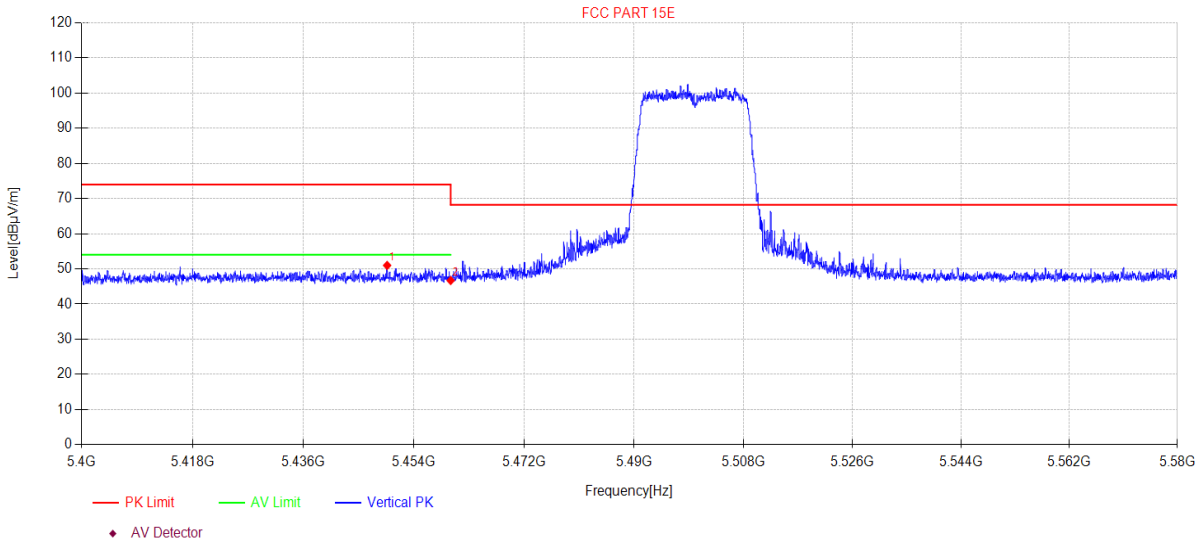

Data List										
N O.	**Freq. [MHz]**	**Reading [dBµV/m]**	**Antenna Factor [dB]**	**Cable loss [dB]**	**AMP [dB]**	**Level [dBµV/m]**	**Limit [dBµV/m]**	**Margin [dB]**	**Detector**	**Polarity**
1	5449.63	12.26	33.00	5.73	0.00	50.99	74.00	23.01	PK	Vertical
2	5460.00	7.95	33.00	5.74	0.00	46.69	68.20	21.51	PK	Vertical

Note:
1. Level = Reading + Cable loss + Antenna Factor + AMP
2. If Peak Result complies with AV limit, AV Result is deemed to comply with AV limit.
3. Test setup: RBW: 1 MHz, VBW: 3 MHz, Sweep time: auto.

TR-4-E-009 Radiated Emission Test Result

Test Date:	2024-01-17	**Tested By**:	Bairong
EUT:	AIoT Edge Controller	**Model Number**:	MB41
Test Mode:	11AC20MIMO 5500MHz TX	**Power Supply**:	DC 5V
Condition:	Temp:21.4°C;Humi:54.5%	**Test Site**:	DDT 3# Chamber
File Path:	d:\ts\2023 report data\Q23111537-2E MB41\FCC ABOVE 1G 5GWIFI\103		
Memo:	Sample Number:S23111537-05 Power Setting:65		

Test Graph

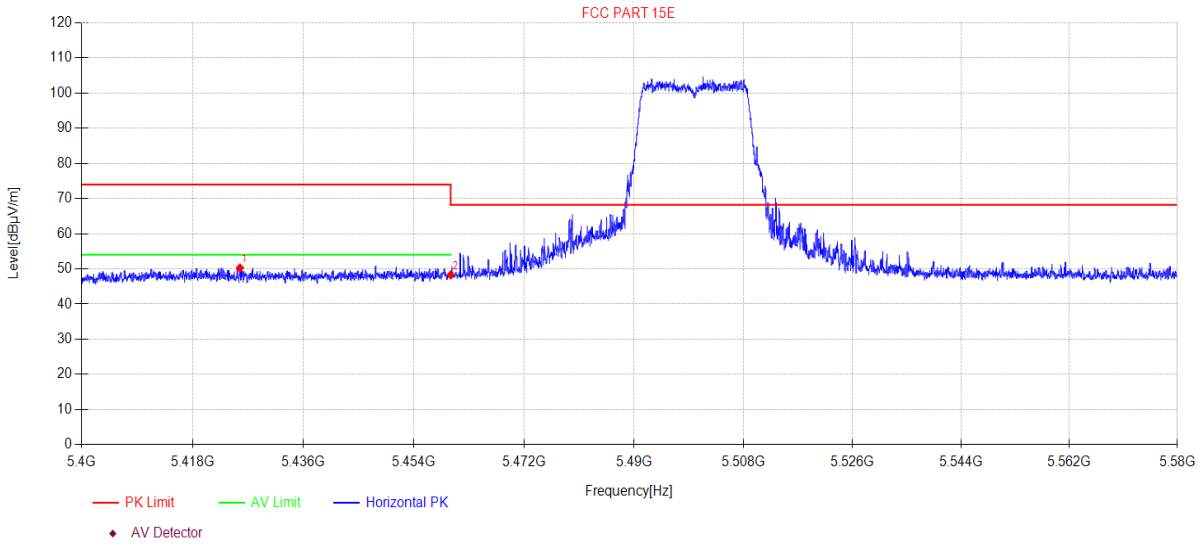

Data List										
N O.	**Freq. [MHz]**	**Reading [dBµV/m]**	**Antenna Factor [dB]**	**Cable loss [dB]**	**AMP [dB]**	**Level [dBµV/m]**	**Limit [dBµV/m]**	**Margin [dB]**	**Detector**	**Polarity**
1	5425.69	11.54	33.05	5.72	0.00	50.31	74.00	23.69	PK	Horizontal
2	5460.00	9.54	33.00	5.74	0.00	48.28	68.20	19.92	PK	Horizontal

Note:
1. Level = Reading + Cable loss + Antenna Factor + AMP
2. If Peak Result complies with AV limit, AV Result is deemed to comply with AV limit.
3. Test setup: RBW: 1 MHz, VBW: 3 MHz, Sweep time: auto.

TR-4-E-009 Radiated Emission Test Result

Test Date:	2024-01-17	**Tested By**:	Bairong
EUT:	AIoT Edge Controller	**Model Number**:	MB41
Test Mode:	11AC20MIMO 5500MHz TX	**Power Supply**:	DC 5V
Condition:	Temp:21.4°C;Humi:54.5%	**Test Site**:	DDT 3# Chamber
File Path:	d:\ts\2023 report data\Q23111537-2E MB41\FCC ABOVE 1G 5GWIFI\104		
Memo:	Sample Number:S23111537-05 Power Setting:65		

Test Graph

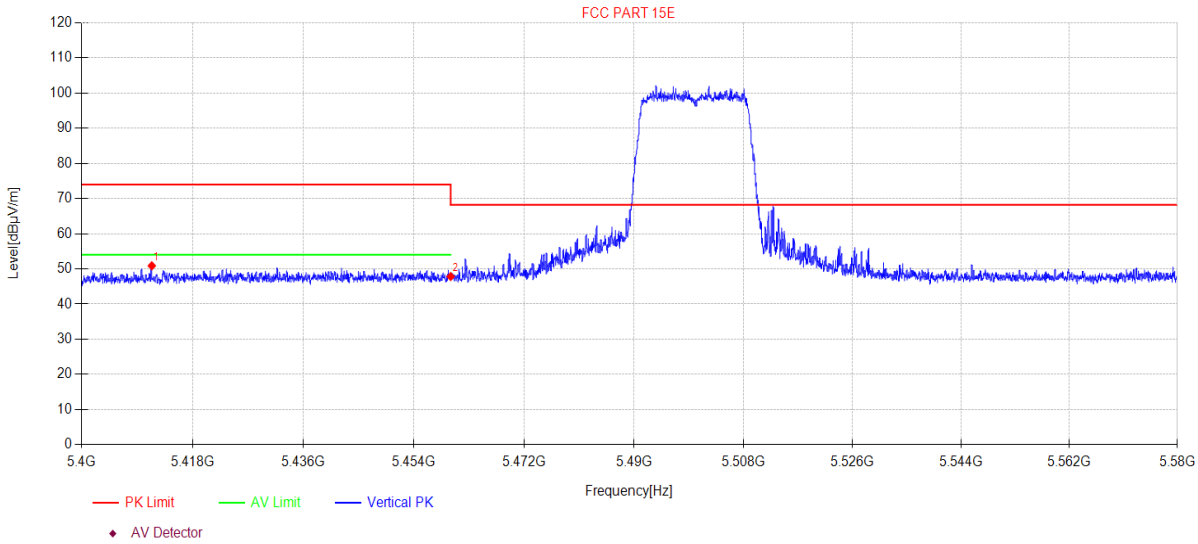

Data List										
N O.	**Freq. [MHz]**	**Reading [dBµV/m]**	**Antenna Factor [dB]**	**Cable loss [dB]**	**AMP [dB]**	**Level [dBµV/m]**	**Limit [dBµV/m]**	**Margin [dB]**	**Detector**	**Polarity**
1	5411.39	12.09	33.08	5.72	0.00	50.89	74.00	23.11	PK	Vertical
2	5460.00	9.10	33.00	5.74	0.00	47.84	68.20	20.36	PK	Vertical

Note:
1. Level = Reading + Cable loss + Antenna Factor + AMP
2. If Peak Result complies with AV limit, AV Result is deemed to comply with AV limit.
3. Test setup: RBW: 1 MHz, VBW: 3 MHz, Sweep time: auto.

TR-4-E-009 Radiated Emission Test Result

Test Date:	2024-01-17	**Tested By**:	Bairong
EUT:	AIoT Edge Controller	**Model Number**:	MB41
Test Mode:	11N40MIMO 5510MHz TX	**Power Supply**:	DC 5V
Condition:	Temp:21.4°C;Humi:54.5%	**Test Site**:	DDT 3# Chamber
File Path:	d:\ts\2023 report data\Q23111537-2E MB41\FCC ABOVE 1G 5GWIFI\105		
Memo:	Sample Number:S23111537-05 Power Setting:65		

Test Graph

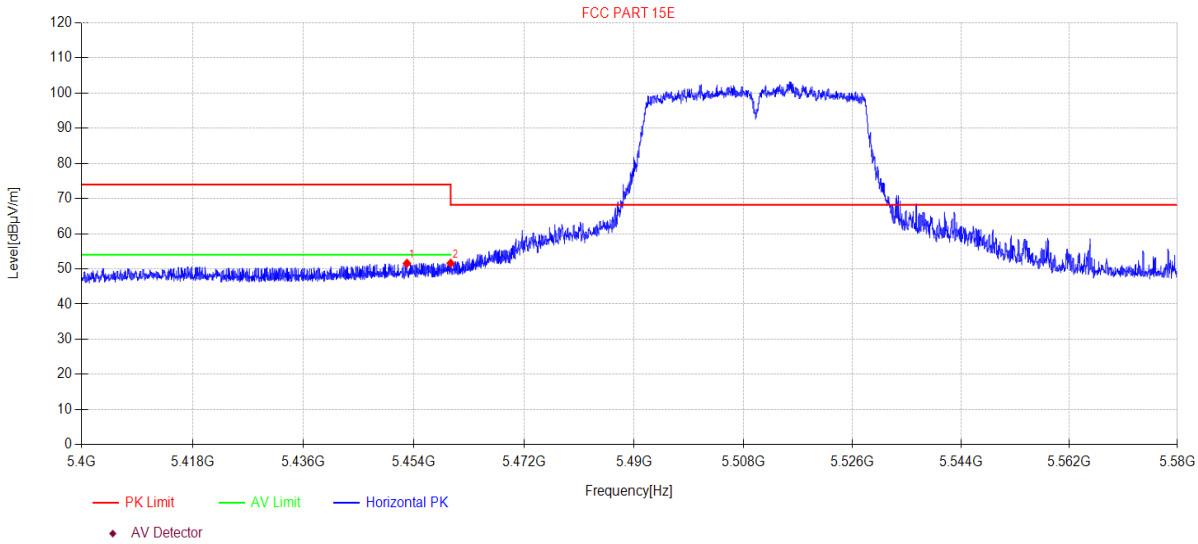

Data List										
N O.	**Freq. [MHz]**	**Reading [dBµV/m]**	**Antenna Factor [dB]**	**Cable loss [dB]**	**AMP [dB]**	**Level [dBµV/m]**	**Limit [dBµV/m]**	**Margin [dB]**	**Detector**	**Polarity**
1	5452.87	12.84	33.00	5.74	0.00	51.58	74.00	22.42	PK	Horizontal
2	5460.00	12.88	33.00	5.74	0.00	51.62	68.20	16.58	PK	Horizontal

Note:
1. Level = Reading + Cable loss + Antenna Factor + AMP
2. If Peak Result complies with AV limit, AV Result is deemed to comply with AV limit.
3. Test setup: RBW: 1 MHz, VBW: 3 MHz, Sweep time: auto.

TR-4-E-009 Radiated Emission Test Result

Test Date:	2024-01-17	**Tested By**:	Bairong
EUT:	AIoT Edge Controller	**Model Number**:	MB41
Test Mode:	11N40MIMO 5510MHz TX	**Power Supply**:	DC 5V
Condition:	Temp:21.4°C;Humi:54.5%	**Test Site**:	DDT 3# Chamber
File Path:	d:\ts\2023 report data\Q23111537-2E MB41\FCC ABOVE 1G 5GWIFI\106		
Memo:	Sample Number:S23111537-05 Power Setting:65		

Test Graph

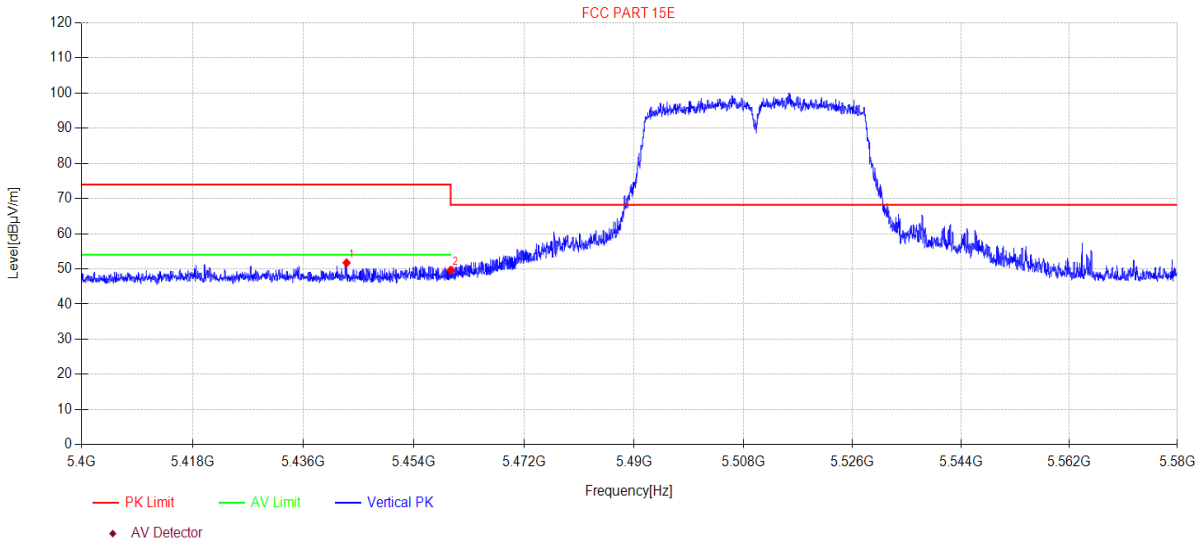

Data List										
N O.	**Freq. [MHz]**	**Reading [dBµV/m]**	**Antenna Factor [dB]**	**Cable loss [dB]**	**AMP [dB]**	**Level [dBµV/m]**	**Limit [dBµV/m]**	**Margin [dB]**	**Detector**	**Polarity**
1	5443.02	12.99	33.01	5.73	0.00	51.73	74.00	22.27	PK	Vertical
2	5460.00	10.89	33.00	5.74	0.00	49.63	68.20	18.57	PK	Vertical

Note:
1. Level = Reading + Cable loss + Antenna Factor + AMP
2. If Peak Result complies with AV limit, AV Result is deemed to comply with AV limit.
3. Test setup: RBW: 1 MHz, VBW: 3 MHz, Sweep time: auto.

TR-4-E-009 Radiated Emission Test Result

Test Date:	2024-01-17	**Tested By**:	Bairong
EUT:	AIoT Edge Controller	**Model Number**:	MB41
Test Mode:	11AC40MIMO 5510MHz TX	**Power Supply**:	DC 5V
Condition:	Temp:21.4°C;Humi:54.5%	**Test Site**:	DDT 3# Chamber
File Path:	d:\ts\2023 report data\Q23111537-2E MB41\FCC ABOVE 1G 5GWIFI\107		
Memo:	Sample Number:S23111537-05 Power Setting:65		

Test Graph

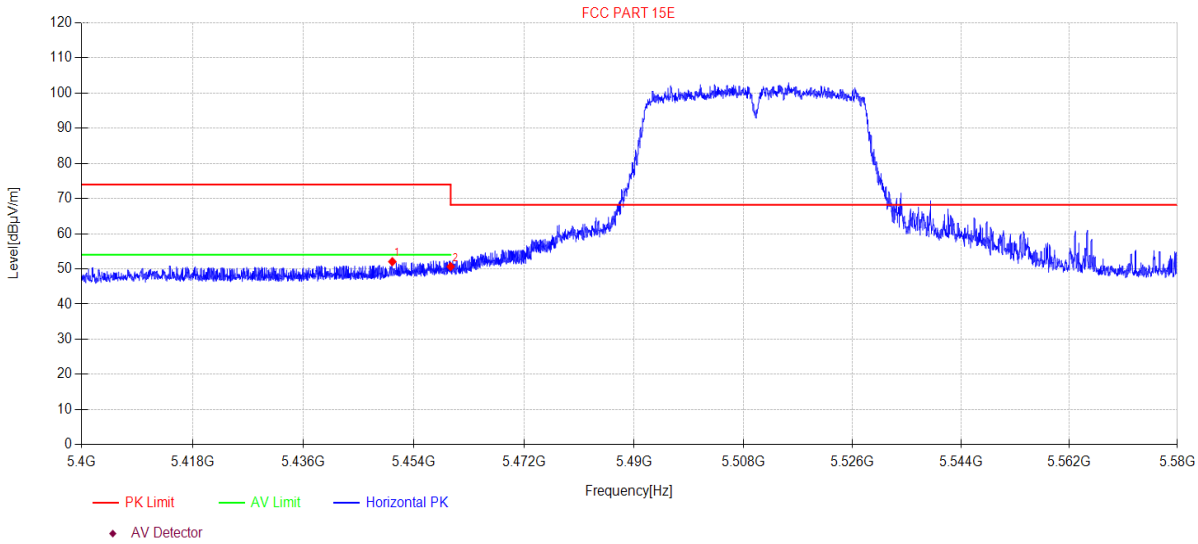

Data List										
N O.	**Freq. [MHz]**	**Reading [dBµV/m]**	**Antenna Factor [dB]**	**Cable loss [dB]**	**AMP [dB]**	**Level [dBµV/m]**	**Limit [dBµV/m]**	**Margin [dB]**	**Detector**	**Polarity**
1	5450.47	13.32	33.00	5.74	0.00	52.06	74.00	21.94	PK	Horizontal
2	5460.00	11.91	33.00	5.74	0.00	50.65	68.20	17.55	PK	Horizontal

Note:
1. Level = Reading + Cable loss + Antenna Factor + AMP
2. If Peak Result complies with AV limit, AV Result is deemed to comply with AV limit.
3. Test setup: RBW: 1 MHz, VBW: 3 MHz, Sweep time: auto.

TR-4-E-009 Radiated Emission Test Result

Test Date:	2024-01-17	**Tested By**:	Bairong
EUT:	AIoT Edge Controller	**Model Number**:	MB41
Test Mode:	11AC40MIMO 5510MHz TX	**Power Supply**:	DC 5V
Condition:	Temp:21.4°C;Humi:54.5%	**Test Site**:	DDT 3# Chamber
File Path:	d:\ts\2023 report data\Q23111537-2E MB41\FCC ABOVE 1G 5GWIFI\108		
Memo:	Sample Number:S23111537-05 Power Setting:65		

Test Graph

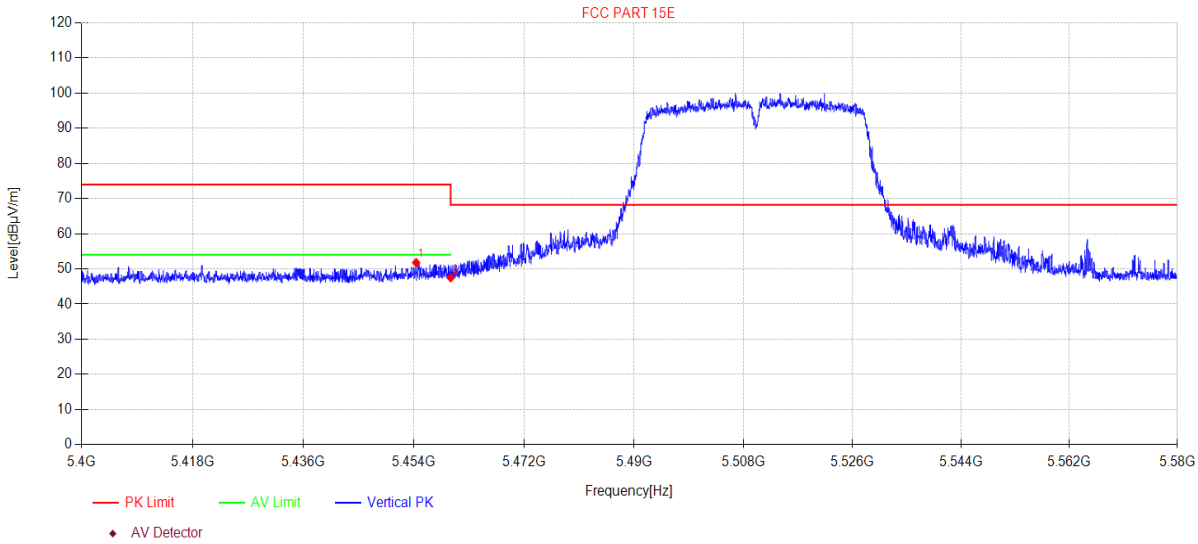

Data List										
N O.	**Freq. [MHz]**	**Reading [dBµV/m]**	**Antenna Factor [dB]**	**Cable loss [dB]**	**AMP [dB]**	**Level [dBµV/m]**	**Limit [dBµV/m]**	**Margin [dB]**	**Detector**	**Polarity**
1	5454.36	13.06	33.00	5.74	0.00	51.80	74.00	22.20	PK	Vertical
2	5460.00	8.72	33.00	5.74	0.00	47.46	68.20	20.74	PK	Vertical

Note:
1. Level = Reading + Cable loss + Antenna Factor + AMP
2. If Peak Result complies with AV limit, AV Result is deemed to comply with AV limit.
3. Test setup: RBW: 1 MHz, VBW: 3 MHz, Sweep time: auto.

TR-4-E-009 Radiated Emission Test Result

Test Date:	2024-01-17	**Tested By**:	Bairong
EUT:	AIoT Edge Controller	**Model Number**:	MB41
Test Mode:	11AC80MIMO 5530MHz TX	**Power Supply**:	DC 5V
Condition:	Temp:21.4°C;Humi:54.5%	**Test Site**:	DDT 3# Chamber
File Path:	d:\ts\2023 report data\Q23111537-2E MB41\FCC ABOVE 1G 5GWIFI\109		
Memo:	Sample Number:S23111537-05 Power Setting:65		

Test Graph

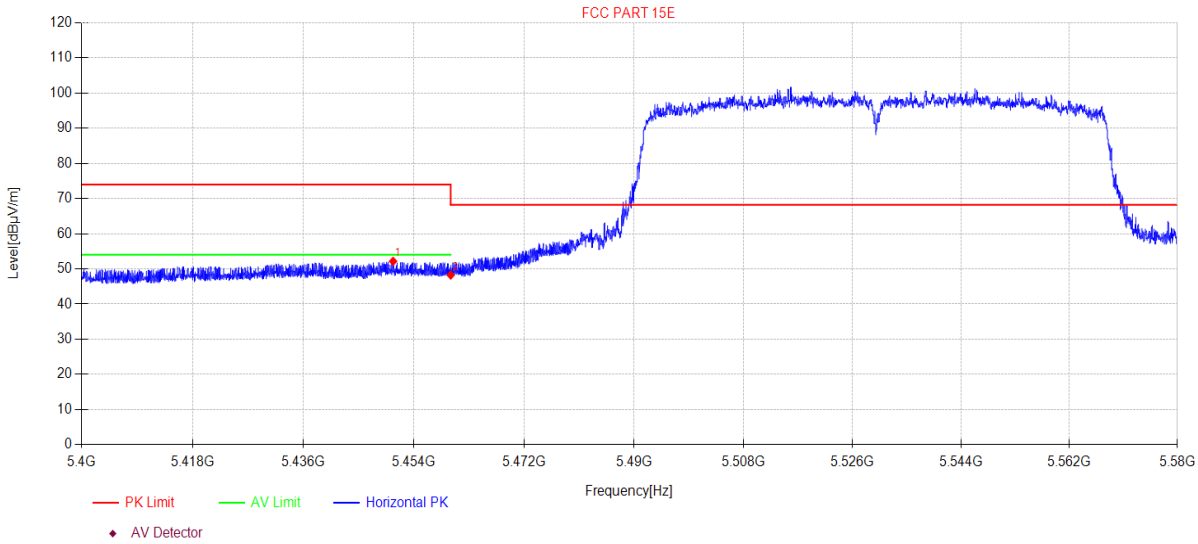

Data List										
N O.	**Freq. [MHz]**	**Reading [dBµV/m]**	**Antenna Factor [dB]**	**Cable loss [dB]**	**AMP [dB]**	**Level [dBµV/m]**	**Limit [dBµV/m]**	**Margin [dB]**	**Detector**	**Polarity**
1	5450.60	13.43	33.00	5.74	0.00	52.17	74.00	21.83	PK	Horizontal
2	5460.00	9.49	33.00	5.74	0.00	48.23	68.20	19.97	PK	Horizontal

Note:
1. Level = Reading + Cable loss + Antenna Factor + AMP
2. If Peak Result complies with AV limit, AV Result is deemed to comply with AV limit.
3. Test setup: RBW: 1 MHz, VBW: 3 MHz, Sweep time: auto.

TR-4-E-009 Radiated Emission Test Result

Test Date:	2024-01-17	**Tested By**:	Bairong
EUT:	AIoT Edge Controller	**Model Number**:	MB41
Test Mode:	11AC80MIMO 5530MHz TX	**Power Supply**:	DC 5V
Condition:	Temp:21.4°C;Humi:54.5%	**Test Site**:	DDT 3# Chamber
File Path:	d:\ts\2023 report data\Q23111537-2E MB41\FCC ABOVE 1G 5GWIFI\110		
Memo:	Sample Number:S23111537-05 Power Setting:65		

Test Graph

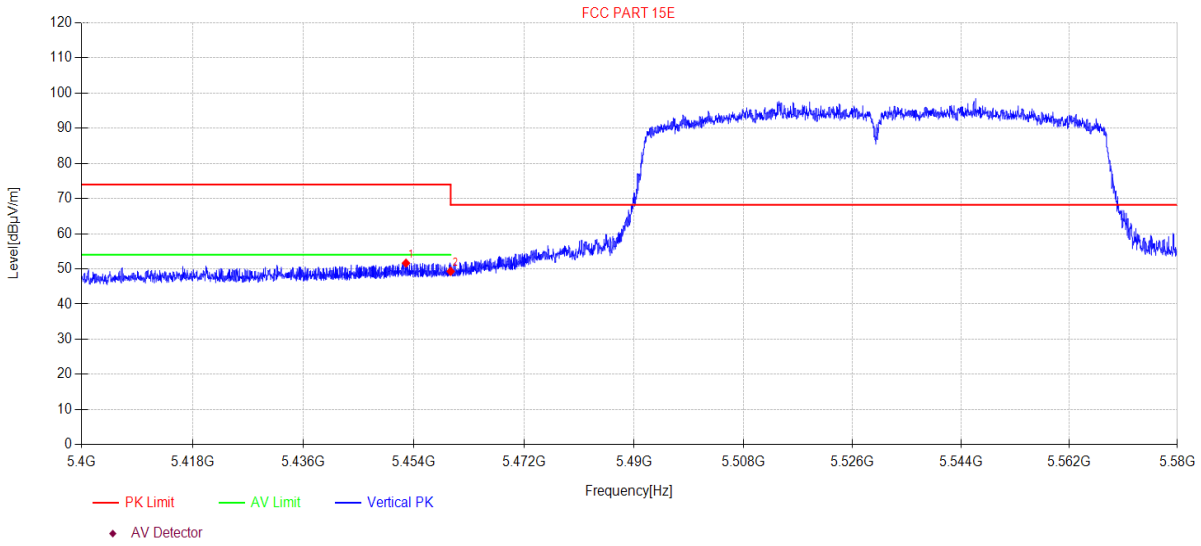

Data List										
N O.	**Freq. [MHz]**	**Reading [dBµV/m]**	**Antenna Factor [dB]**	**Cable loss [dB]**	**AMP [dB]**	**Level [dBµV/m]**	**Limit [dBµV/m]**	**Margin [dB]**	**Detector**	**Polarity**
1	5452.70	12.91	33.00	5.74	0.00	51.65	74.00	22.35	PK	Vertical
2	5460.00	10.56	33.00	5.74	0.00	49.30	68.20	18.90	PK	Vertical

Note:
1. Level = Reading + Cable loss + Antenna Factor + AMP
2. If Peak Result complies with AV limit, AV Result is deemed to comply with AV limit.
3. Test setup: RBW: 1 MHz, VBW: 3 MHz, Sweep time: auto.

TR-4-E-009 Radiated Emission Test Result

Test Date:	2024-01-17	**Tested By**:	Bairong
EUT:	AIoT Edge Controller	**Model Number**:	MB41
Test Mode:	11AC80MIMO 5610MHz TX	**Power Supply**:	DC 5V
Condition:	Temp:21.4°C;Humi:54.5%	**Test Site**:	DDT 3# Chamber
File Path:	d:\ts\2023 report data\Q23111537-2E MB41\FCC ABOVE 1G 5GWIFI\111		
Memo:	Sample Number:S23111537-05 Power Setting:65		

Test Graph

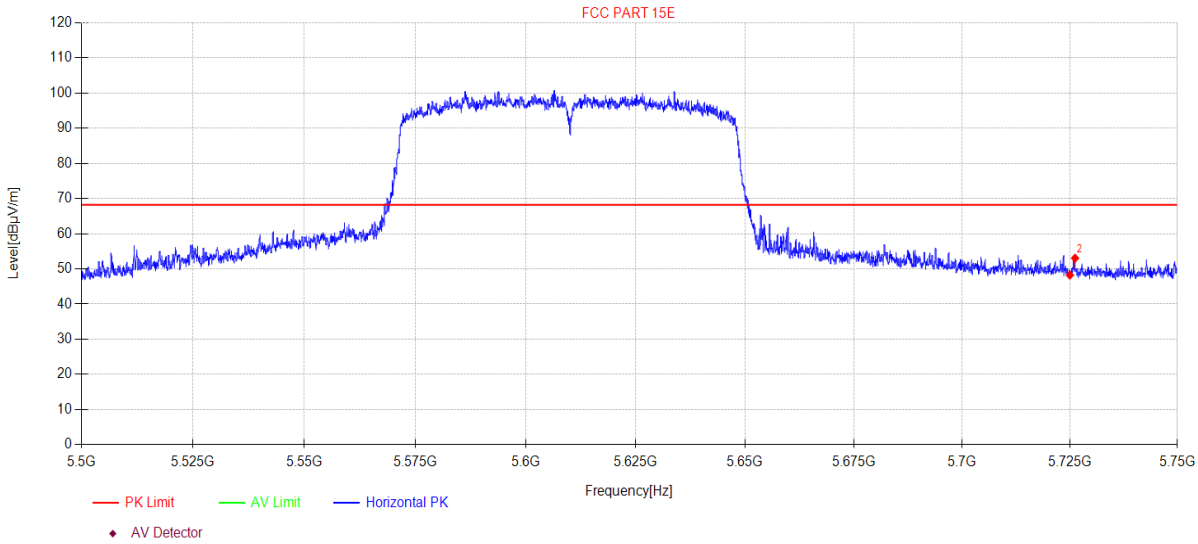

Data List										
N O.	**Freq. [MHz]**	**Reading [dBµV/m]**	**Antenna Factor [dB]**	**Cable loss [dB]**	**AMP [dB]**	**Level [dBµV/m]**	**Limit [dBµV/m]**	**Margin [dB]**	**Detector**	**Polarity**
1	5725.00	8.62	33.75	5.87	0.00	48.24	68.20	19.96	PK	Horizontal
2	5726.20	13.42	33.76	5.87	0.00	53.05	68.20	15.15	PK	Horizontal

Note:
1. Level = Reading + Cable loss + Antenna Factor + AMP
2. If Peak Result complies with AV limit, AV Result is deemed to comply with AV limit.
3. Test setup: RBW: 1 MHz, VBW: 3 MHz, Sweep time: auto.

TR-4-E-009 Radiated Emission Test Result

Test Date:	2024-01-17	**Tested By**:	Bairong
EUT:	AIoT Edge Controller	**Model Number**:	MB41
Test Mode:	11AC80MIMO 5610MHz TX	**Power Supply**:	DC 5V
Condition:	Temp:21.4°C;Humi:54.5%	**Test Site**:	DDT 3# Chamber
File Path:	d:\ts\2023 report data\Q23111537-2E MB41\FCC ABOVE 1G 5GWIFI\112		
Memo:	Sample Number:S23111537-05 Power Setting:65		

Test Graph

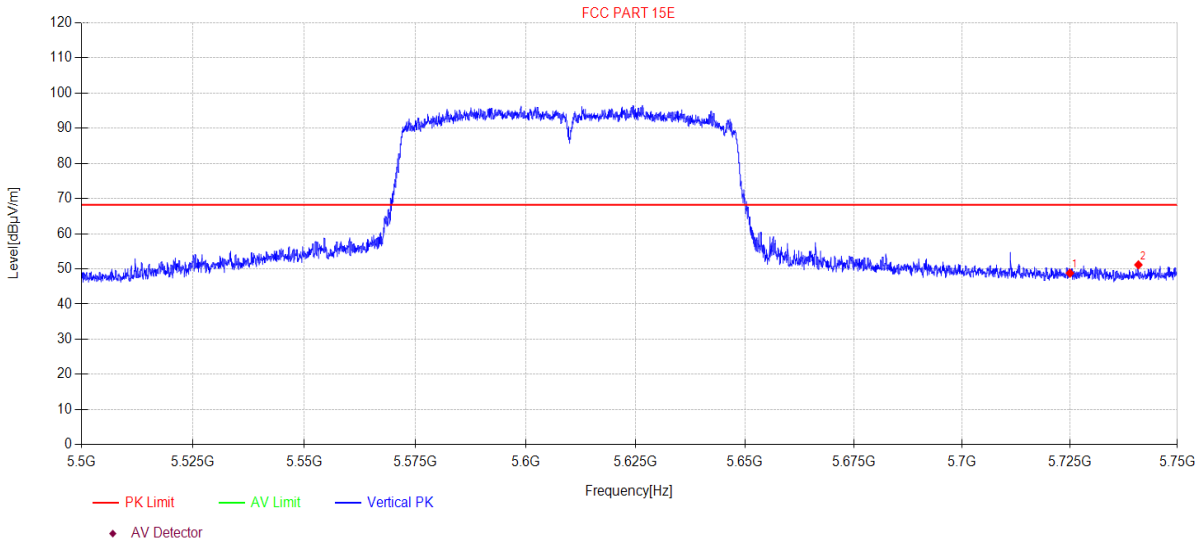

Data List										
N O.	**Freq. [MHz]**	**Reading [dBµV/m]**	**Antenna Factor [dB]**	**Cable loss [dB]**	**AMP [dB]**	**Level [dBµV/m]**	**Limit [dBµV/m]**	**Margin [dB]**	**Detector**	**Polarity**
1	5725.00	9.17	33.75	5.87	0.00	48.79	68.20	19.41	PK	Vertical
2	5740.93	11.43	33.85	5.88	0.00	51.16	68.20	17.04	PK	Vertical

Note:
1. Level = Reading + Cable loss + Antenna Factor + AMP
2. If Peak Result complies with AV limit, AV Result is deemed to comply with AV limit.
3. Test setup: RBW: 1 MHz, VBW: 3 MHz, Sweep time: auto.

TR-4-E-009 Radiated Emission Test Result

Test Date:	2024-01-17	**Tested By**:	Bairong
EUT:	AIoT Edge Controller	**Model Number**:	MB41
Test Mode:	11N40MIMO 5670MHz TX	**Power Supply**:	DC 5V
Condition:	Temp:21.4°C;Humi:54.5%	**Test Site**:	DDT 3# Chamber
File Path:	d:\ts\2023 report data\Q23111537-2E MB41\FCC ABOVE 1G 5GWIFI\113		
Memo:	Sample Number:S23111537-05 Power Setting:65		

Test Graph

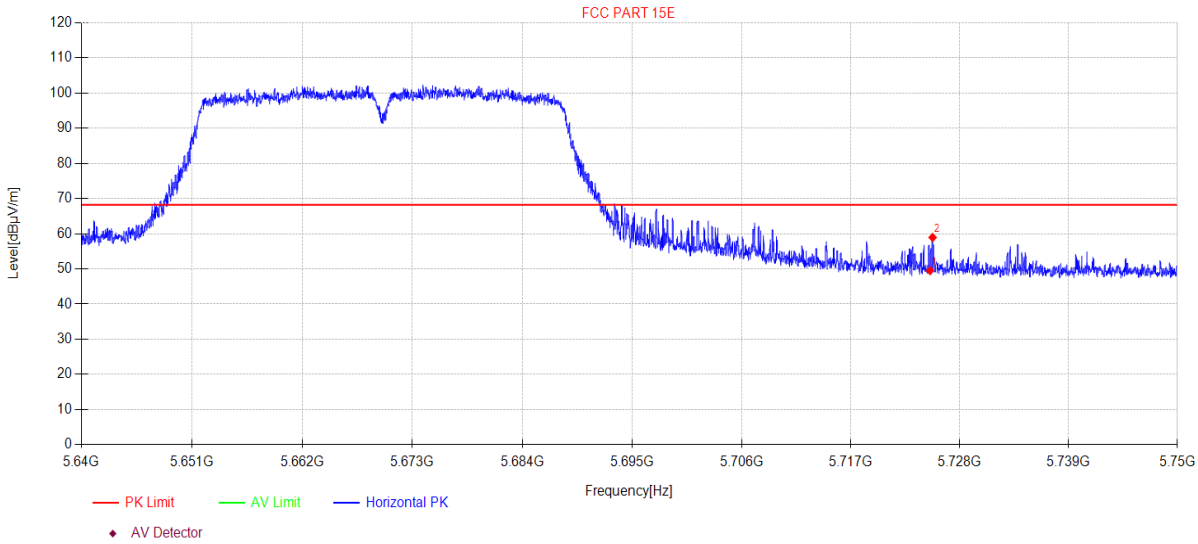

Data List										
N O.	**Freq. [MHz]**	**Reading [dBµV/m]**	**Antenna Factor [dB]**	**Cable loss [dB]**	**AMP [dB]**	**Level [dBµV/m]**	**Limit [dBµV/m]**	**Margin [dB]**	**Detector**	**Polarity**
1	5725.00	9.88	33.75	5.87	0.00	49.50	68.20	18.70	PK	Horizontal
2	5725.25	19.33	33.75	5.87	0.00	58.95	68.20	9.25	PK	Horizontal

Note:
1. Level = Reading + Cable loss + Antenna Factor + AMP
2. If Peak Result complies with AV limit, AV Result is deemed to comply with AV limit.
3. Test setup: RBW: 1 MHz, VBW: 3 MHz, Sweep time: auto.

TR-4-E-009 Radiated Emission Test Result

Test Date:	2024-01-17	**Tested By**:	Bairong
EUT:	AIoT Edge Controller	**Model Number**:	MB41
Test Mode:	11N40MIMO 5670MHz TX	**Power Supply**:	DC 5V
Condition:	Temp:21.4°C;Humi:54.5%	**Test Site**:	DDT 3# Chamber
File Path:	d:\ts\2023 report data\Q23111537-2E MB41\FCC ABOVE 1G 5GWIFI\114		
Memo:	Sample Number:S23111537-05 Power Setting:65		

Test Graph

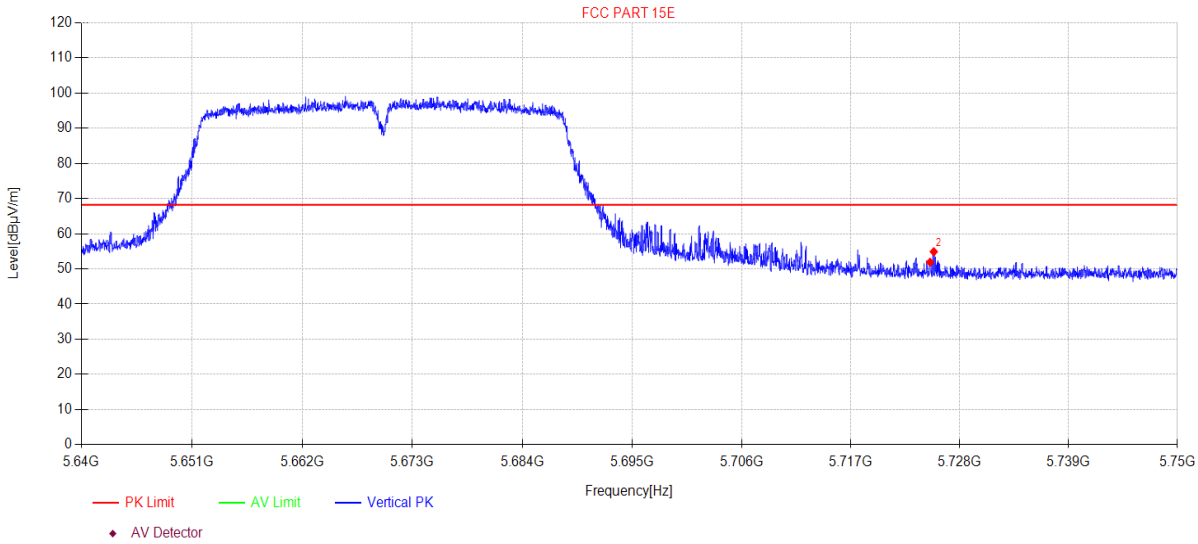

Data List										
NO.	**Freq. [MHz]**	**Reading [dBµV/m]**	**Antenna Factor [dB]**	**Cable loss [dB]**	**AMP [dB]**	**Level [dBµV/m]**	**Limit [dBµV/m]**	**Margin [dB]**	**Detector**	**Polarity**
1	5725.00	12.28	33.75	5.87	0.00	51.90	68.20	16.30	PK	Vertical
2	5725.37	15.27	33.75	5.87	0.00	54.89	68.20	13.31	PK	Vertical

Note:
1. Level = Reading + Cable loss + Antenna Factor + AMP
2. If Peak Result complies with AV limit, AV Result is deemed to comply with AV limit.
3. Test setup: RBW: 1 MHz, VBW: 3 MHz, Sweep time: auto.

TR-4-E-009 Radiated Emission Test Result

Test Date:	2024-01-17	**Tested By**:	Bairong
EUT:	AIoT Edge Controller	**Model Number**:	MB41
Test Mode:	11AC40MIMO 5670MHz TX	**Power Supply**:	DC 5V
Condition:	Temp:21.4°C;Humi:54.5%	**Test Site**:	DDT 3# Chamber
File Path:	d:\ts\2023 report data\Q23111537-2E MB41\FCC ABOVE 1G 5GWIFI\115		
Memo:	Sample Number:S23111537-05 Power Setting:65		

Test Graph

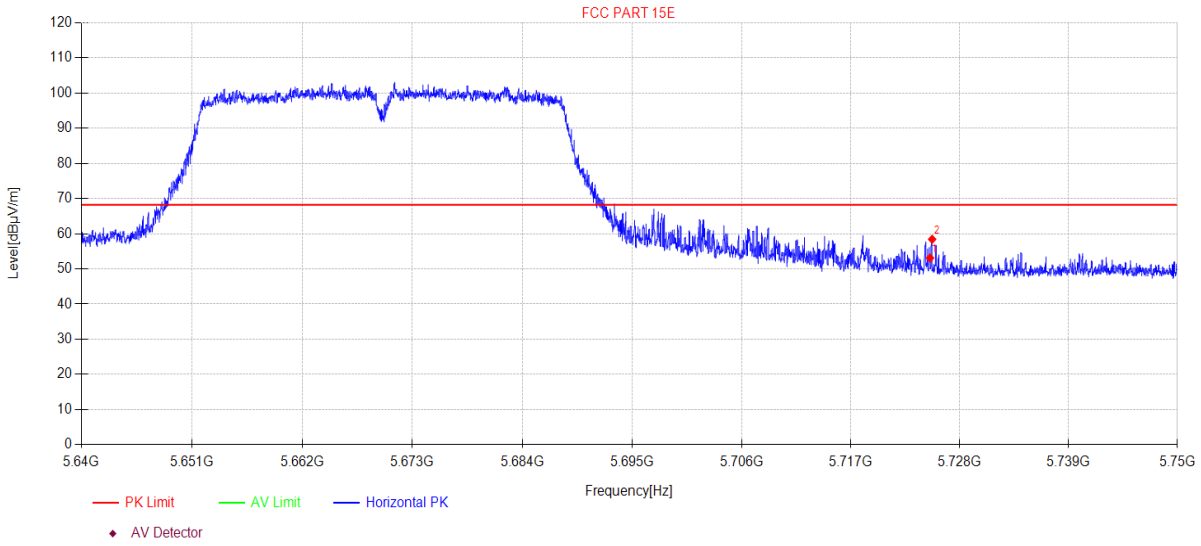

Data List										
NO.	**Freq. [MHz]**	**Reading [dBµV/m]**	**Antenna Factor [dB]**	**Cable loss [dB]**	**AMP [dB]**	**Level [dBµV/m]**	**Limit [dBµV/m]**	**Margin [dB]**	**Detector**	**Polarity**
1	5725.00	13.48	33.75	5.87	0.00	53.10	68.20	15.10	PK	Horizontal
2	5725.21	18.81	33.75	5.87	0.00	58.43	68.20	9.77	PK	Horizontal

Note:
1. Level = Reading + Cable loss + Antenna Factor + AMP
2. If Peak Result complies with AV limit, AV Result is deemed to comply with AV limit.
3. Test setup: RBW: 1 MHz, VBW: 3 MHz, Sweep time: auto.

TR-4-E-009 Radiated Emission Test Result

Test Date:	2024-01-17	**Tested By**:	Bairong
EUT:	AIoT Edge Controller	**Model Number**:	MB41
Test Mode:	11AC40MIMO 5670MHz TX	**Power Supply**:	DC 5V
Condition:	Temp:21.4°C;Humi:54.5%	**Test Site**:	DDT 3# Chamber
File Path:	d:\ts\2023 report data\Q23111537-2E MB41\FCC ABOVE 1G 5GWIFI\116		
Memo:	Sample Number:S23111537-05 Power Setting:65		

Test Graph

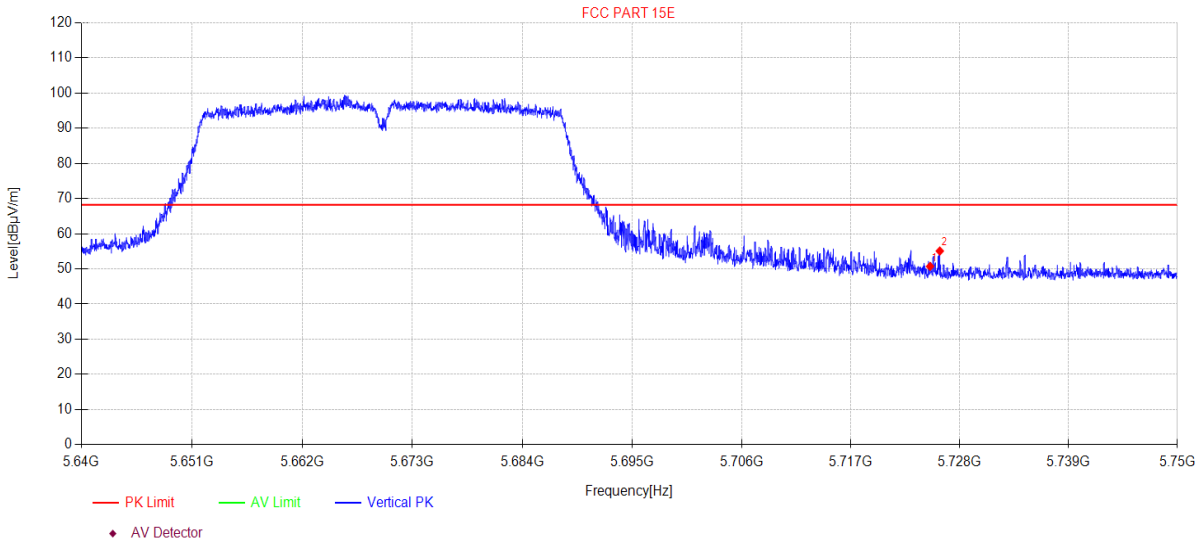

Data List										
NO.	**Freq. [MHz]**	**Reading [dBµV/m]**	**Antenna Factor [dB]**	**Cable loss [dB]**	**AMP [dB]**	**Level [dBµV/m]**	**Limit [dBµV/m]**	**Margin [dB]**	**Detector**	**Polarity**
1	5725.00	11.10	33.75	5.87	0.00	50.72	68.20	17.48	PK	Vertical
2	5725.98	15.45	33.76	5.87	0.00	55.08	68.20	13.12	PK	Vertical

Note:
1. Level = Reading + Cable loss + Antenna Factor + AMP
2. If Peak Result complies with AV limit, AV Result is deemed to comply with AV limit.
3. Test setup: RBW: 1 MHz, VBW: 3 MHz, Sweep time: auto.

TR-4-E-009 Radiated Emission Test Result

Test Date:	2024-01-17	**Tested By**:	Bairong
EUT:	AIoT Edge Controller	**Model Number**:	MB41
Test Mode:	11A ANT1 5700MHz TX	**Power Supply**:	DC 5V
Condition:	Temp:21.4°C;Humi:54.5%	**Test Site**:	DDT 3# Chamber
File Path:	d:\ts\2023 report data\Q23111537-2E MB41\FCC ABOVE 1G 5GWIFI\117		
Memo:	Sample Number:S23111537-05 Power Setting:65		

Test Graph

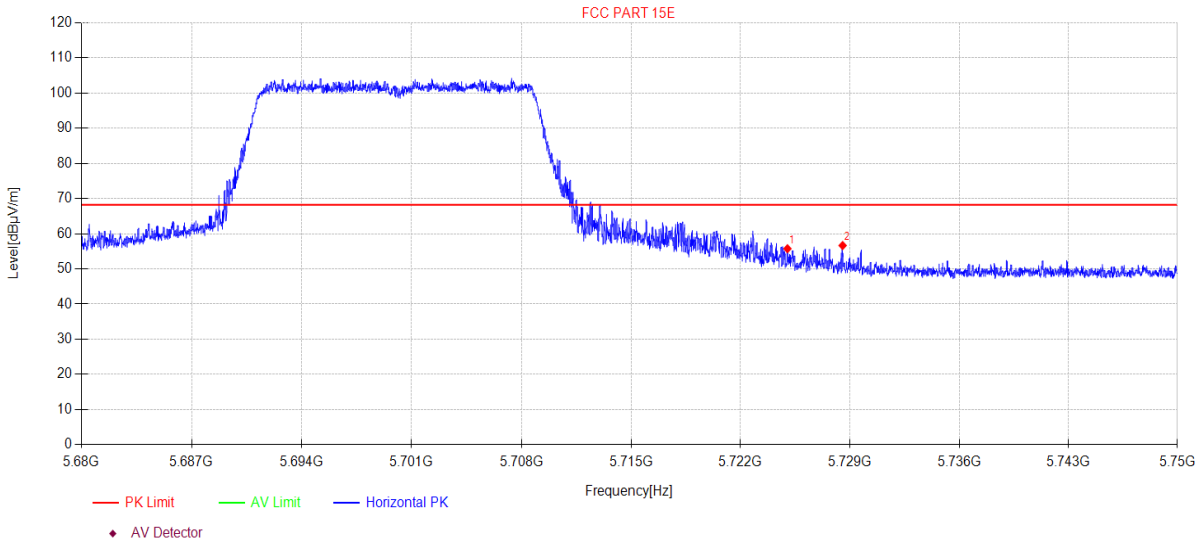

Data List										
NO.	**Freq. [MHz]**	**Reading [dBµV/m]**	**Antenna Factor [dB]**	**Cable loss [dB]**	**AMP [dB]**	**Level [dBµV/m]**	**Limit [dBµV/m]**	**Margin [dB]**	**Detector**	**Polarity**
1	5725.00	16.13	33.75	5.87	0.00	55.75	68.20	12.45	PK	Horizontal
2	5728.53	17.01	33.77	5.87	0.00	56.65	68.20	11.55	PK	Horizontal

Note:
1. Level = Reading + Cable loss + Antenna Factor + AMP
2. If Peak Result complies with AV limit, AV Result is deemed to comply with AV limit.
3. Test setup: RBW: 1 MHz, VBW: 3 MHz, Sweep time: auto.

TR-4-E-009 Radiated Emission Test Result

Test Date:	2024-01-17	**Tested By**:	Bairong
EUT:	AIoT Edge Controller	**Model Number**:	MB41
Test Mode:	11A ANT1 5700MHz TX	**Power Supply**:	DC 5V
Condition:	Temp:21.4°C;Humi:54.5%	**Test Site**:	DDT 3# Chamber
File Path:	d:\ts\2023 report data\Q23111537-2E MB41\FCC ABOVE 1G 5GWIFI\118		
Memo:	Sample Number:S23111537-05 Power Setting:65		

Test Graph

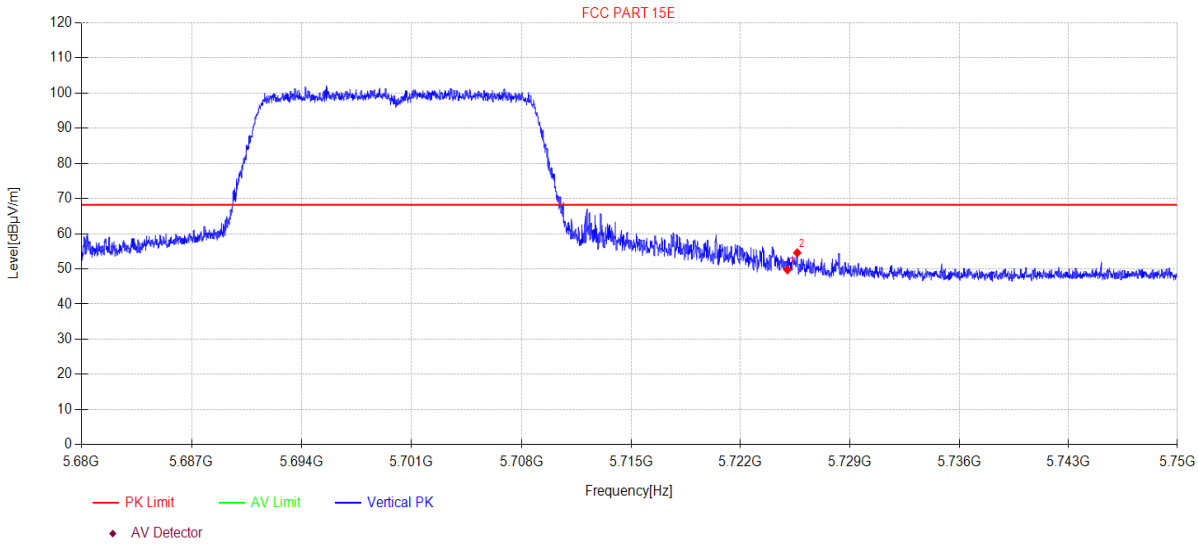

Data List										
NO.	**Freq. [MHz]**	**Reading [dBµV/m]**	**Antenna Factor [dB]**	**Cable loss [dB]**	**AMP [dB]**	**Level [dBµV/m]**	**Limit [dBµV/m]**	**Margin [dB]**	**Detector**	**Polarity**
1	5725.00	10.12	33.75	5.87	0.00	49.74	68.20	18.46	PK	Vertical
2	5725.63	14.95	33.75	5.87	0.00	54.57	68.20	13.63	PK	Vertical

Note:
1. Level = Reading + Cable loss + Antenna Factor + AMP
2. If Peak Result complies with AV limit, AV Result is deemed to comply with AV limit.
3. Test setup: RBW: 1 MHz, VBW: 3 MHz, Sweep time: auto.

TR-4-E-009 Radiated Emission Test Result

Test Date:	2024-01-17	**Tested By**:	Bairong
EUT:	AIoT Edge Controller	**Model Number**:	MB41
Test Mode:	11A ANT2 5700MHz TX	**Power Supply**:	DC 5V
Condition:	Temp:21.4°C;Humi:54.5%	**Test Site**:	DDT 3# Chamber
File Path:	d:\ts\2023 report data\Q23111537-2E MB41\FCC ABOVE 1G 5GWIFI\119		
Memo:	Sample Number:S23111537-05 Power Setting:65		

Test Graph

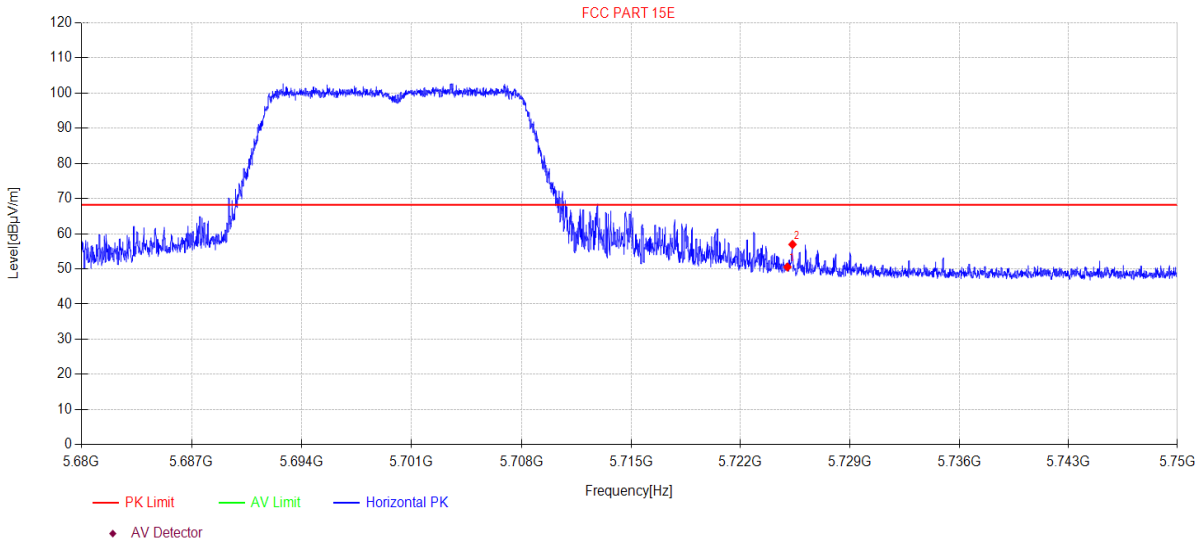

Data List										
N O.	**Freq. [MHz]**	**Reading [dBµV/m]**	**Antenna Factor [dB]**	**Cable loss [dB]**	**AMP [dB]**	**Level [dBµV/m]**	**Limit [dBµV/m]**	**Margin [dB]**	**Detector**	**Polarity**
1	5725.00	10.91	33.75	5.87	0.00	50.53	68.20	17.67	PK	Horizontal
2	5725.33	17.33	33.75	5.87	0.00	56.95	68.20	11.25	PK	Horizontal

Note:
1. Level = Reading + Cable loss + Antenna Factor + AMP
2. If Peak Result complies with AV limit, AV Result is deemed to comply with AV limit.
3. Test setup: RBW: 1 MHz, VBW: 3 MHz, Sweep time: auto.

TR-4-E-009 Radiated Emission Test Result

Test Date:	2024-01-17	**Tested By**:	Bairong
EUT:	AIoT Edge Controller	**Model Number**:	MB41
Test Mode:	11A ANT2 5700MHz TX	**Power Supply**:	DC 5V
Condition:	Temp:21.4°C;Humi:54.5%	**Test Site**:	DDT 3# Chamber
File Path:	d:\ts\2023 report data\Q23111537-2E MB41\FCC ABOVE 1G 5GWIFI\120		
Memo:	Sample Number:S23111537-05 Power Setting:65		

Test Graph

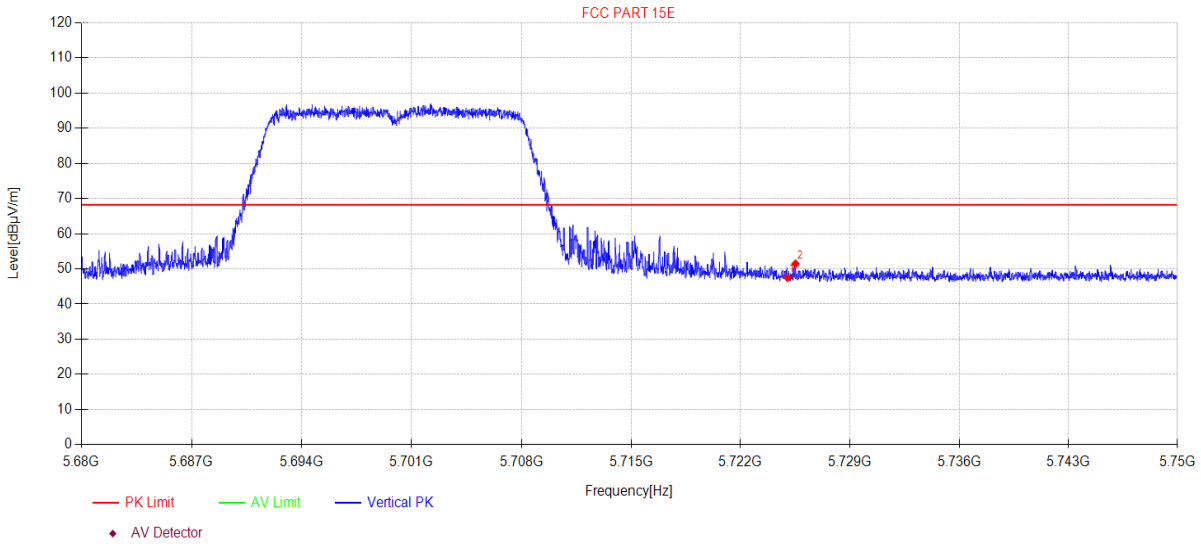

Data List										
N O.	**Freq. [MHz]**	**Reading [dBµV/m]**	**Antenna Factor [dB]**	**Cable loss [dB]**	**AMP [dB]**	**Level [dBµV/m]**	**Limit [dBµV/m]**	**Margin [dB]**	**Detector**	**Polarity**
1	5725.00	7.92	33.75	5.87	0.00	47.54	68.20	20.66	PK	Vertical
2	5725.51	11.81	33.75	5.87	0.00	51.43	68.20	16.77	PK	Vertical

Note:
1. Level = Reading + Cable loss + Antenna Factor + AMP
2. If Peak Result complies with AV limit, AV Result is deemed to comply with AV limit.
3. Test setup: RBW: 1 MHz, VBW: 3 MHz, Sweep time: auto.

TR-4-E-009 Radiated Emission Test Result

Test Date:	2024-01-17	**Tested By**:	Bairong
EUT:	AIoT Edge Controller	**Model Number**:	MB41
Test Mode:	11N20MIMO 5700MHz TX	**Power Supply**:	DC 5V
Condition:	Temp:21.4°C;Humi:54.5%	**Test Site**:	DDT 3# Chamber
File Path:	d:\ts\2023 report data\Q23111537-2E MB41\FCC ABOVE 1G 5GWIFI\121		
Memo:	Sample Number:S23111537-05 Power Setting:65		

Test Graph

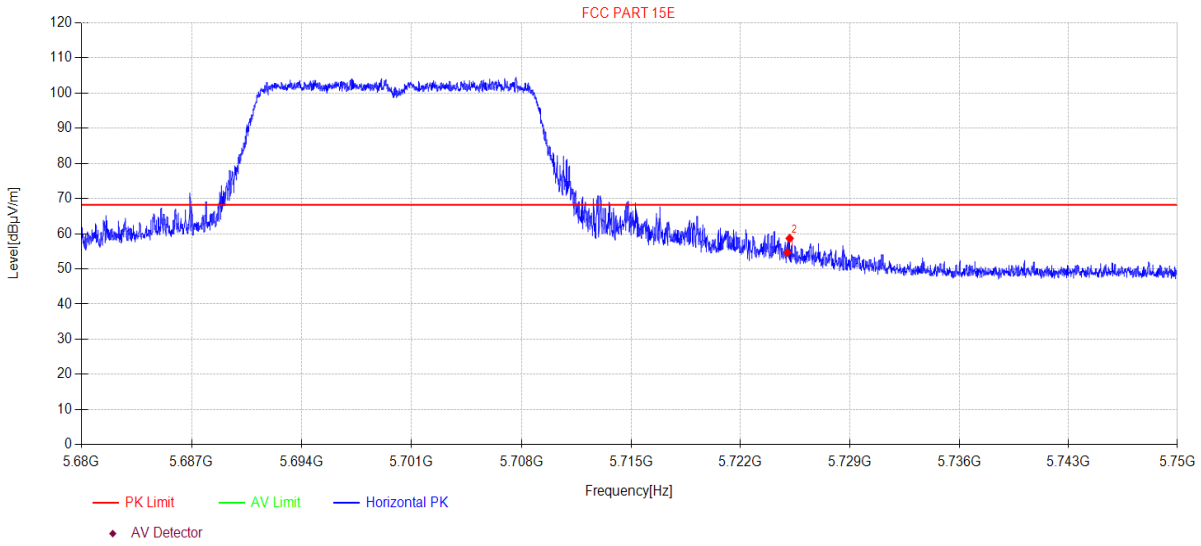

Data List										
NO.	**Freq. [MHz]**	**Reading [dBµV/m]**	**Antenna Factor [dB]**	**Cable loss [dB]**	**AMP [dB]**	**Level [dBµV/m]**	**Limit [dBµV/m]**	**Margin [dB]**	**Detector**	**Polarity**
1	5725.00	15.01	33.75	5.87	0.00	54.63	68.20	13.57	PK	Horizontal
2	5725.14	19.06	33.75	5.87	0.00	58.68	68.20	9.52	PK	Horizontal

Note:
1. Level = Reading + Cable loss + Antenna Factor + AMP
2. If Peak Result complies with AV limit, AV Result is deemed to comply with AV limit.
3. Test setup: RBW: 1 MHz, VBW: 3 MHz, Sweep time: auto.

TR-4-E-009 Radiated Emission Test Result

Test Date:	2024-01-17	**Tested By**:	Bairong
EUT:	AIoT Edge Controller	**Model Number**:	MB41
Test Mode:	11N20MIMO 5700MHz TX	**Power Supply**:	DC 5V
Condition:	Temp:21.4°C;Humi:54.5%	**Test Site**:	DDT 3# Chamber
File Path:	d:\ts\2023 report data\Q23111537-2E MB41\FCC ABOVE 1G 5GWIFI\122		
Memo:	Sample Number:S23111537-05 Power Setting:65		

Test Graph

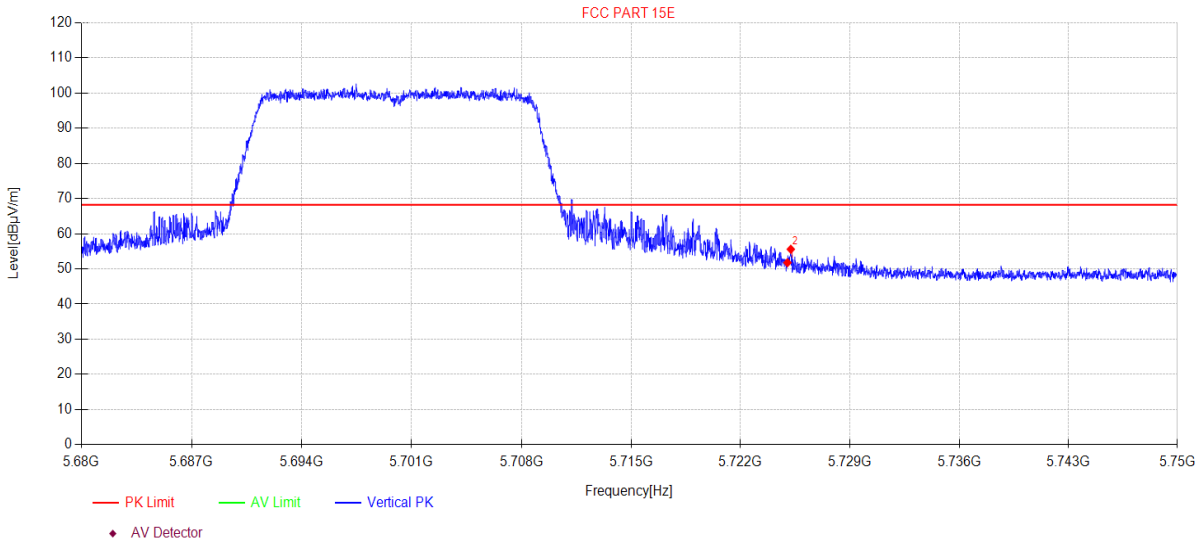

Data List										
N O.	**Freq. [MHz]**	**Reading [dBµV/m]**	**Antenna Factor [dB]**	**Cable loss [dB]**	**AMP [dB]**	**Level [dBµV/m]**	**Limit [dBµV/m]**	**Margin [dB]**	**Detector**	**Polarity**
1	5725.00	12.15	33.75	5.87	0.00	51.77	68.20	16.43	PK	Vertical
2	5725.21	15.96	33.75	5.87	0.00	55.58	68.20	12.62	PK	Vertical

Note:
1. Level = Reading + Cable loss + Antenna Factor + AMP
2. If Peak Result complies with AV limit, AV Result is deemed to comply with AV limit.
3. Test setup: RBW: 1 MHz, VBW: 3 MHz, Sweep time: auto.

TR-4-E-009 Radiated Emission Test Result

Test Date:	2024-01-17	**Tested By**:	Bairong
EUT:	AIoT Edge Controller	**Model Number**:	MB41
Test Mode:	11AC20MIMO 5700MHz TX	**Power Supply**:	DC 5V
Condition:	Temp:21.4°C;Humi:54.5%	**Test Site**:	DDT 3# Chamber
File Path:	d:\ts\2023 report data\Q23111537-2E MB41\FCC ABOVE 1G 5GWIFI\123		
Memo:	Sample Number:S23111537-05 Power Setting:65		

Test Graph

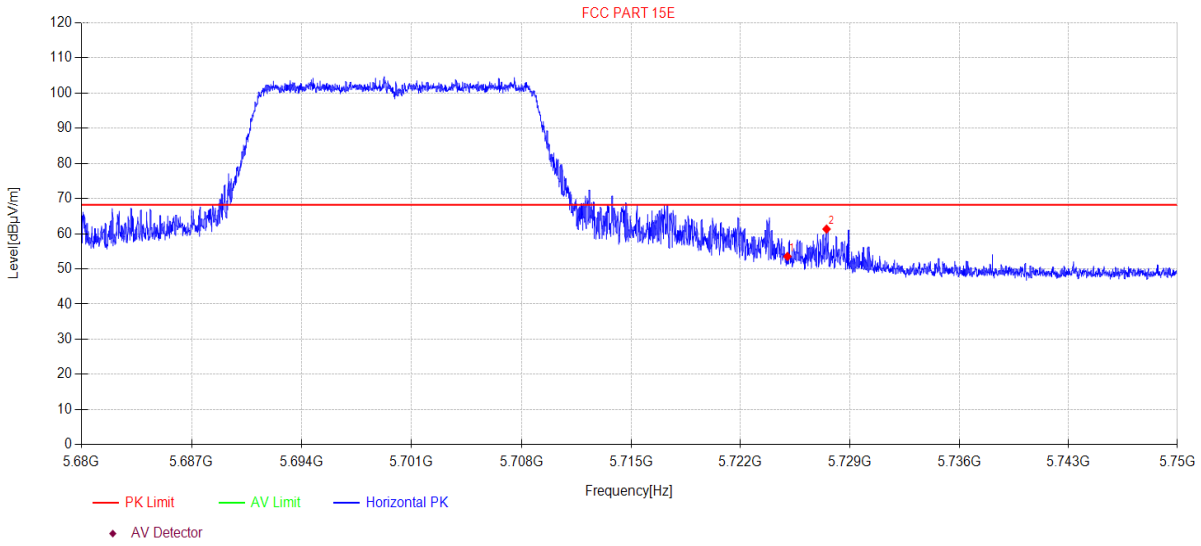

Data List										
NO.	**Freq. [MHz]**	**Reading [dBµV/m]**	**Antenna Factor [dB]**	**Cable loss [dB]**	**AMP [dB]**	**Level [dBµV/m]**	**Limit [dBµV/m]**	**Margin [dB]**	**Detector**	**Polarity**
1	5725.00	13.93	33.75	5.87	0.00	53.55	68.20	14.65	PK	Horizontal
2	5727.50	21.68	33.77	5.87	0.00	61.32	68.20	6.88	PK	Horizontal

Note:
1. Level = Reading + Cable loss + Antenna Factor + AMP
2. If Peak Result complies with AV limit, AV Result is deemed to comply with AV limit.
3. Test setup: RBW: 1 MHz, VBW: 3 MHz, Sweep time: auto.

TR-4-E-009 Radiated Emission Test Result

Test Date:	2024-01-17	**Tested By**:	Bairong
EUT:	AIoT Edge Controller	**Model Number**:	MB41
Test Mode:	11AC20MIMO 5700MHz TX	**Power Supply**:	DC 5V
Condition:	Temp:21.4°C;Humi:54.5%	**Test Site**:	DDT 3# Chamber
File Path:	d:\ts\2023 report data\Q23111537-2E MB41\FCC ABOVE 1G 5GWIFI\124		
Memo:	Sample Number:S23111537-05 Power Setting:65		

Test Graph

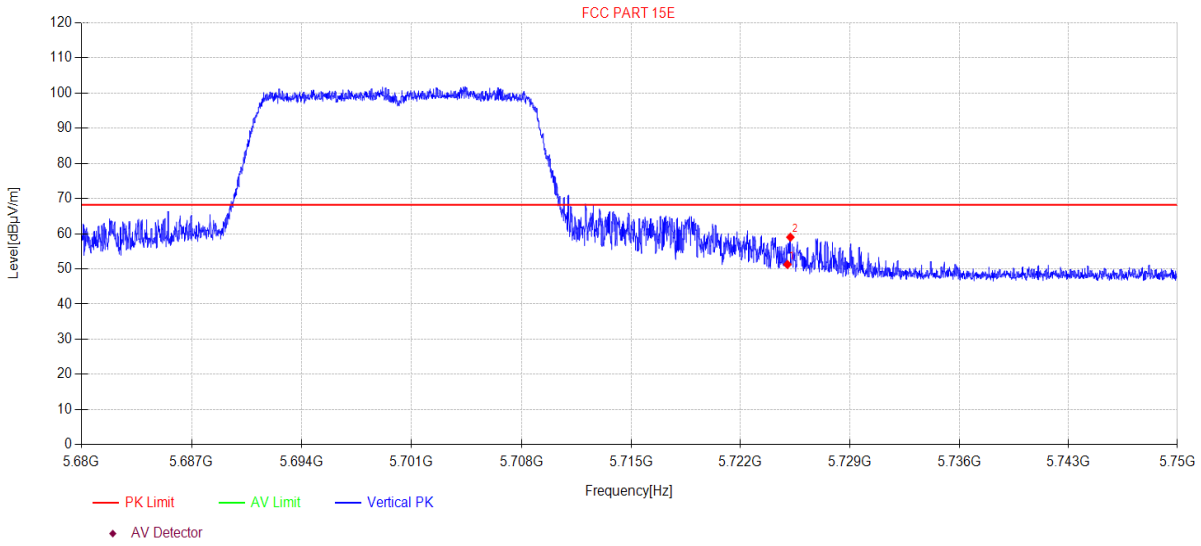

Data List										
NO.	**Freq. [MHz]**	**Reading [dBµV/m]**	**Antenna Factor [dB]**	**Cable loss [dB]**	**AMP [dB]**	**Level [dBµV/m]**	**Limit [dBµV/m]**	**Margin [dB]**	**Detector**	**Polarity**
1	5725.00	11.65	33.75	5.87	0.00	51.27	68.20	16.93	PK	Vertical
2	5725.19	19.39	33.75	5.87	0.00	59.01	68.20	9.19	PK	Vertical

Note:
1. Level = Reading + Cable loss + Antenna Factor + AMP
2. If Peak Result complies with AV limit, AV Result is deemed to comply with AV limit.
3. Test setup: RBW: 1 MHz, VBW: 3 MHz, Sweep time: auto.

TR-4-E-009 Radiated Emission Test Result

Test Date:	2024-01-17	**Tested By**:	Bairong
EUT:	AIoT Edge Controller	**Model Number**:	MB41
Test Mode:	11A ANT1 5720MHz TX	**Power Supply**:	DC 5V
Condition:	Temp:21.4°C;Humi:54.5%	**Test Site**:	DDT 3# Chamber
File Path:	d:\ts\2023 report data\Q23111537-2E MB41\FCC ABOVE 1G 5GWIFI\125		
Memo:	Sample Number:S23111537-05 Power Setting:65		

Test Graph

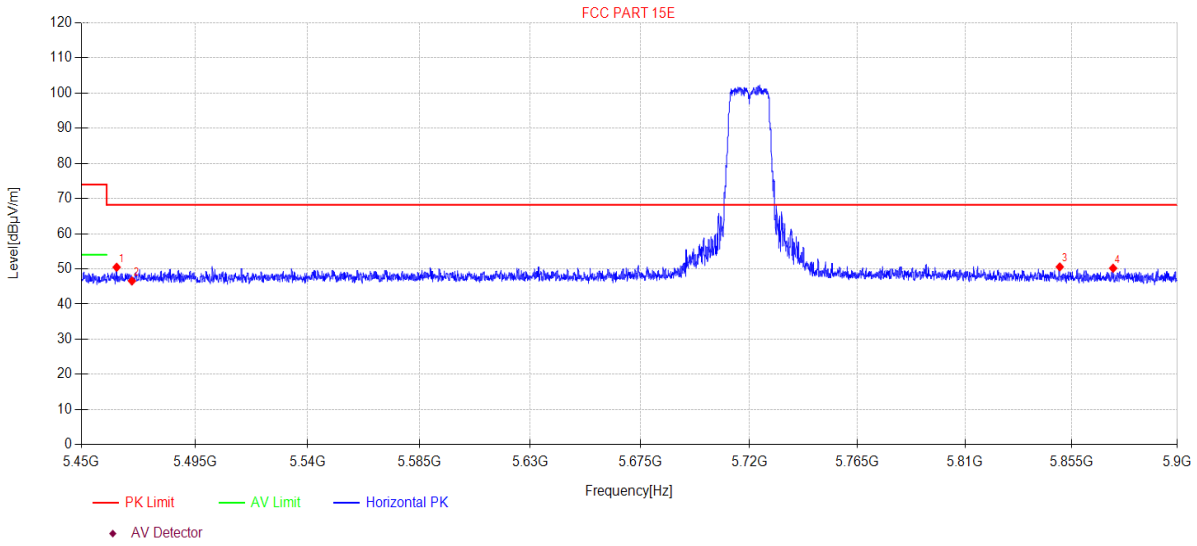

Data List

N O.	Freq. [MHz]	Reading [dBµV/m]	Antenna Factor [dB]	Cable loss [dB]	AMP [dB]	Level [dBµV/m]	Limit [dBµV/m]	Margin [dB]	Detector	Polarity
1	5463.95	11.74	33.00	5.74	0.00	50.48	68.20	17.72	PK	Horizontal
2	5470.00	7.83	33.00	5.75	0.00	46.58	68.20	21.62	PK	Horizontal
3	5850.00	10.62	34.00	5.94	0.00	50.56	68.20	17.64	PK	Horizontal
4	5872.64	10.20	34.05	5.95	0.00	50.20	68.20	18.00	PK	Horizontal

Note:
1. Level = Reading + Cable loss + Antenna Factor + AMP
2. If Peak Result complies with AV limit, AV Result is deemed to comply with AV limit.
3. Test setup: RBW: 1 MHz, VBW: 3 MHz, Sweep time: auto.

TR-4-E-009 Radiated Emission Test Result

Test Date:	2024-01-17	**Tested By**:	Bairong
EUT:	AIoT Edge Controller	**Model Number**:	MB41
Test Mode:	11A ANT1 5720MHz TX	**Power Supply**:	DC 5V
Condition:	Temp:21.4°C;Humi:54.5%	**Test Site**:	DDT 3# Chamber
File Path:	d:\ts\2023 report data\Q23111537-2E MB41\FCC ABOVE 1G 5GWIFI\126		
Memo:	Sample Number:S23111537-05 Power Setting:65		

Test Graph

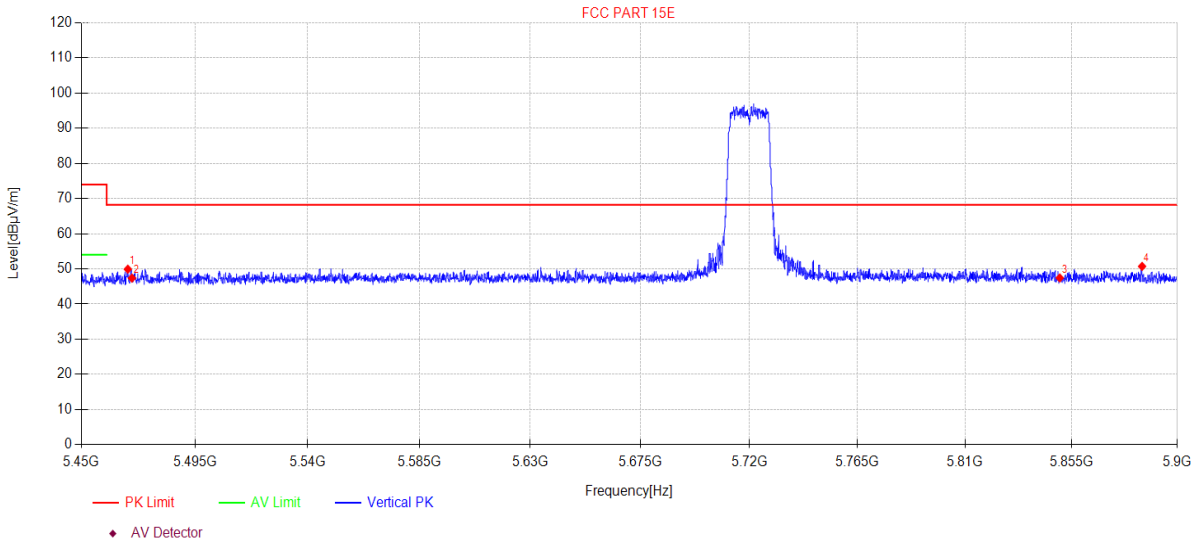

Data List										
N O.	**Freq. [MHz]**	**Reading [dBµV/m]**	**Antenna Factor [dB]**	**Cable loss [dB]**	**AMP [dB]**	**Level [dBµV/m]**	**Limit [dBµV/m]**	**Margin [dB]**	**Detector**	**Polarity**
1	5468.36	11.18	33.00	5.74	0.00	49.92	68.20	18.28	PK	Vertical
2	5470.00	8.64	33.00	5.75	0.00	47.39	68.20	20.81	PK	Vertical
3	5850.00	7.49	34.00	5.94	0.00	47.43	68.20	20.77	PK	Vertical
4	5884.97	10.70	34.07	5.95	0.00	50.72	68.20	17.48	PK	Vertical

Note:
1. Level = Reading + Cable loss + Antenna Factor + AMP
2. If Peak Result complies with AV limit, AV Result is deemed to comply with AV limit.
3. Test setup: RBW: 1 MHz, VBW: 3 MHz, Sweep time: auto.

TR-4-E-009 Radiated Emission Test Result

Test Date:	2024-01-17	**Tested By**:	Bairong
EUT:	AIoT Edge Controller	**Model Number**:	MB41
Test Mode:	11A ANT2 5720MHz TX	**Power Supply**:	DC 5V
Condition:	Temp:21.4°C;Humi:54.5%	**Test Site**:	DDT 3# Chamber
File Path:	d:\ts\2023 report data\Q23111537-2E MB41\FCC ABOVE 1G 5GWIFI\127		
Memo:	Sample Number:S23111537-05 Power Setting:65		

Test Graph

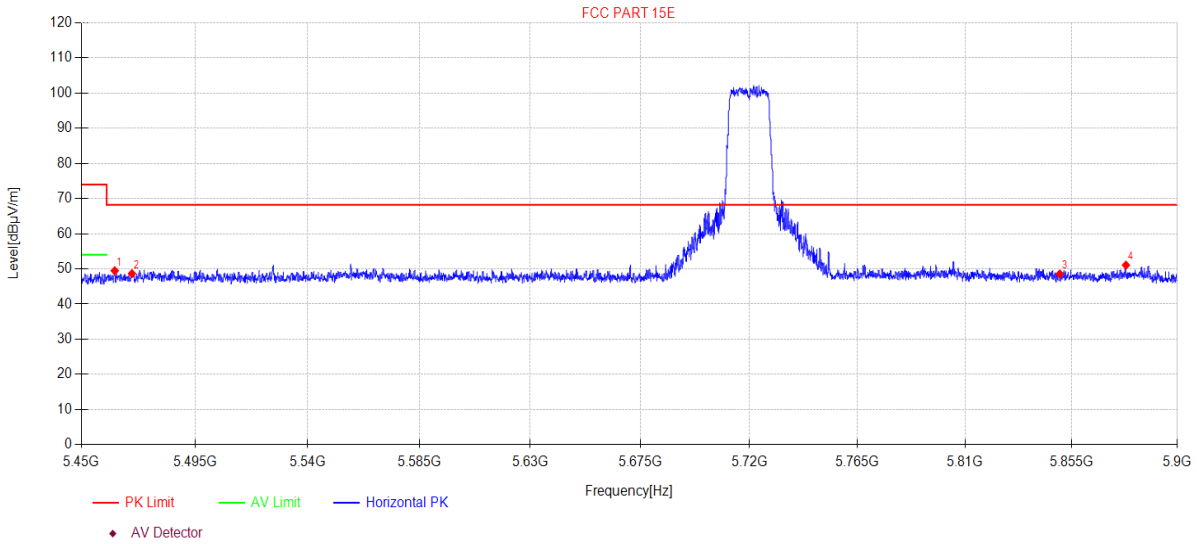

Data List

N O.	Freq. [MHz]	Reading [dBµV/m]	Antenna Factor [dB]	Cable loss [dB]	AMP [dB]	Level [dBµV/m]	Limit [dBµV/m]	Margin [dB]	Detector	Polarity
1	5463.19	10.73	33.00	5.74	0.00	49.47	68.20	18.73	PK	Horizontal
2	5470.00	9.91	33.00	5.75	0.00	48.66	68.20	19.54	PK	Horizontal
3	5850.00	8.63	34.00	5.94	0.00	48.57	68.20	19.63	PK	Horizontal
4	5878.09	11.07	34.06	5.95	0.00	51.08	68.20	17.12	PK	Horizontal

Note:
1. Level = Reading + Cable loss + Antenna Factor + AMP
2. If Peak Result complies with AV limit, AV Result is deemed to comply with AV limit.
3. Test setup: RBW: 1 MHz, VBW: 3 MHz, Sweep time: auto.

TR-4-E-009 Radiated Emission Test Result

Test Date:	2024-01-17	**Tested By**:	Bairong
EUT:	AIoT Edge Controller	**Model Number**:	MB41
Test Mode:	11A ANT2 5720MHz TX	**Power Supply**:	DC 5V
Condition:	Temp:21.4°C;Humi:54.5%	**Test Site**:	DDT 3# Chamber
File Path:	d:\ts\2023 report data\Q23111537-2E MB41\FCC ABOVE 1G 5GWIFI\128		
Memo:	Sample Number:S23111537-05 Power Setting:65		

Test Graph

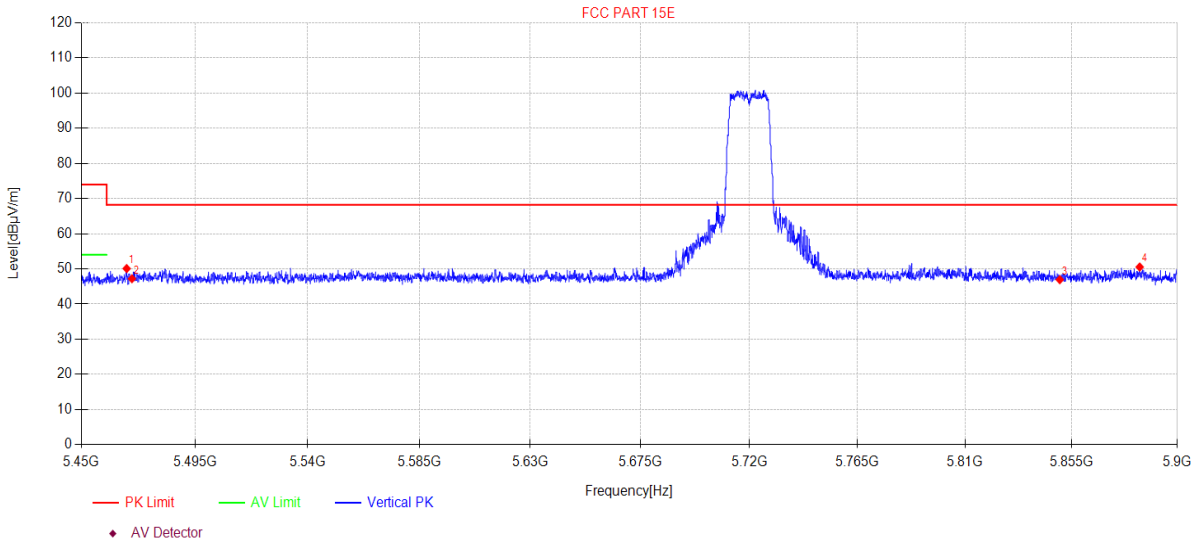

Data List

N O.	Freq. [MHz]	Reading [dBµV/m]	Antenna Factor [dB]	Cable loss [dB]	AMP [dB]	Level [dBµV/m]	Limit [dBµV/m]	Margin [dB]	Detector	Polarity
1	5467.91	11.36	33.00	5.74	0.00	50.10	68.20	18.10	PK	Vertical
2	5470.00	8.46	33.00	5.75	0.00	47.21	68.20	20.99	PK	Vertical
3	5850.00	7.00	34.00	5.94	0.00	46.94	68.20	21.26	PK	Vertical
4	5883.94	10.51	34.07	5.95	0.00	50.53	68.20	17.67	PK	Vertical

Note:
1. Level = Reading + Cable loss + Antenna Factor + AMP
2. If Peak Result complies with AV limit, AV Result is deemed to comply with AV limit.
3. Test setup: RBW: 1 MHz, VBW: 3 MHz, Sweep time: auto.

TR-4-E-009 Radiated Emission Test Result

Test Date:	2024-01-17	**Tested By**:	Bairong
EUT:	AIoT Edge Controller	**Model Number**:	MB41
Test Mode:	11N20MIMO 5720MHz TX	**Power Supply**:	DC 5V
Condition:	Temp:21.4°C;Humi:54.5%	**Test Site**:	DDT 3# Chamber
File Path:	d:\ts\2023 report data\Q23111537-2E MB41\FCC ABOVE 1G 5GWIFI\129		
Memo:	Sample Number:S23111537-05 Power Setting:65		

Test Graph

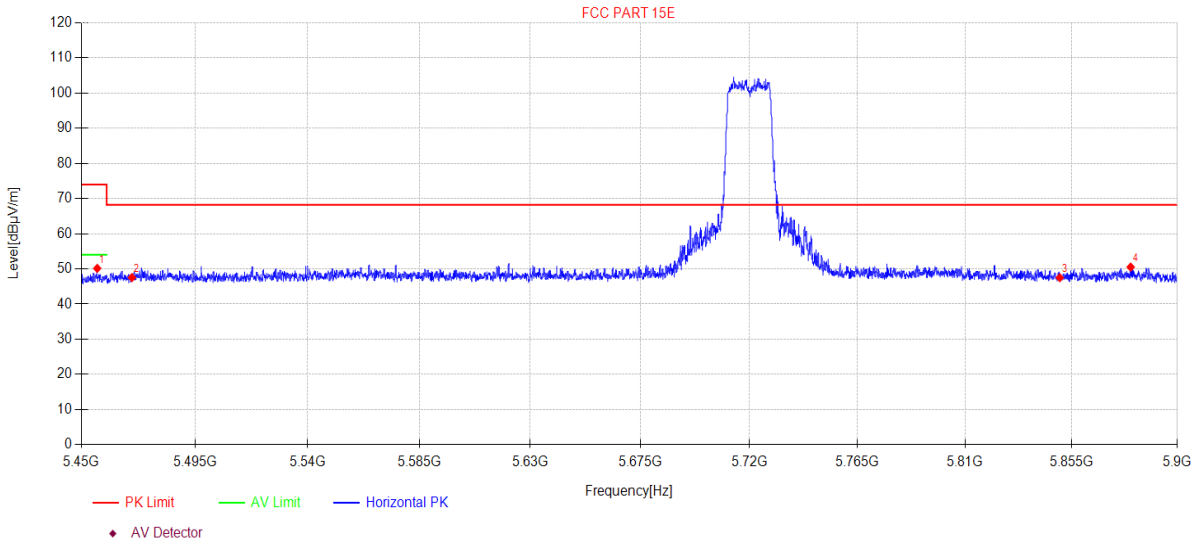

Data List										
N O.	**Freq. [MHz]**	**Reading [dBµV/m]**	**Antenna Factor [dB]**	**Cable loss [dB]**	**AMP [dB]**	**Level [dBµV/m]**	**Limit [dBµV/m]**	**Margin [dB]**	**Detector**	**Polarity**
1	5456.26	11.41	33.00	5.74	0.00	50.15	74.00	23.85	PK	Horizontal
2	5470.00	8.79	33.00	5.75	0.00	47.54	68.20	20.66	PK	Horizontal
3	5850.00	7.56	34.00	5.94	0.00	47.50	68.20	20.70	PK	Horizontal
4	5880.11	10.51	34.06	5.95	0.00	50.52	68.20	17.68	PK	Horizontal

Note:
1. Level = Reading + Cable loss + Antenna Factor + AMP
2. If Peak Result complies with AV limit, AV Result is deemed to comply with AV limit.
3. Test setup: RBW: 1 MHz, VBW: 3 MHz, Sweep time: auto.

TR-4-E-009 Radiated Emission Test Result

Test Date:	2024-01-17	**Tested By**:	Bairong
EUT:	AIoT Edge Controller	**Model Number**:	MB41
Test Mode:	11N20MIMO 5720MHz TX	**Power Supply**:	DC 5V
Condition:	Temp:21.4°C;Humi:54.5%	**Test Site**:	DDT 3# Chamber
File Path:	d:\ts\2023 report data\Q23111537-2E MB41\FCC ABOVE 1G 5GWIFI\130		
Memo:	Sample Number:S23111537-05 Power Setting:65		

Test Graph

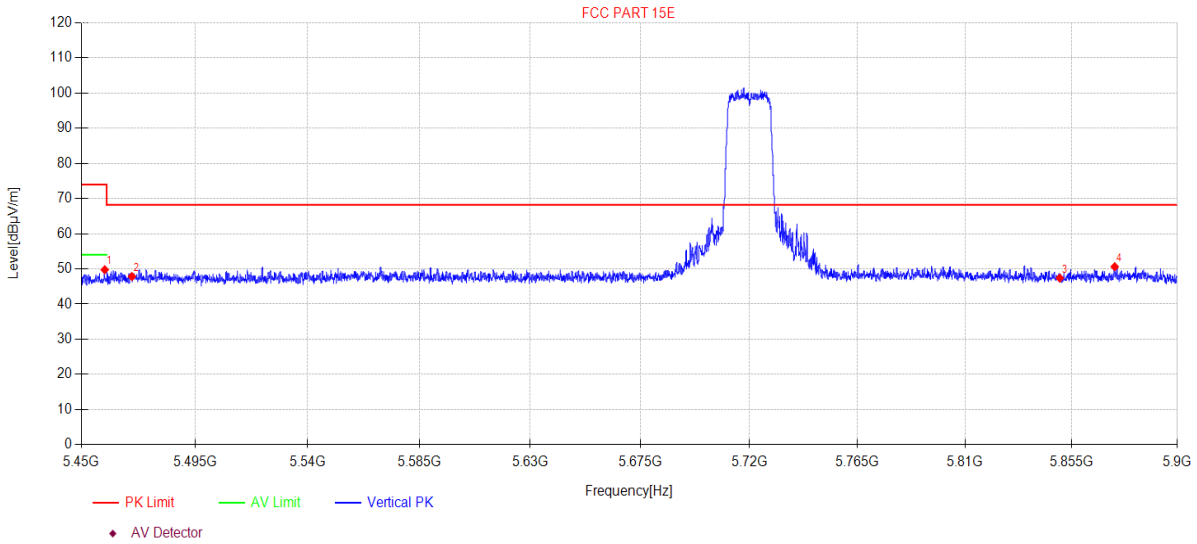

Data List

N O.	Freq. [MHz]	Reading [dBµV/m]	Antenna Factor [dB]	Cable loss [dB]	AMP [dB]	Level [dBµV/m]	Limit [dBµV/m]	Margin [dB]	Detector	Polarity
1	5459.23	11.03	33.00	5.74	0.00	49.77	74.00	24.23	PK	Vertical
2	5470.00	9.10	33.00	5.75	0.00	47.85	68.20	20.35	PK	Vertical
3	5850.00	7.46	34.00	5.94	0.00	47.40	68.20	20.80	PK	Vertical
4	5873.32	10.62	34.05	5.95	0.00	50.62	68.20	17.58	PK	Vertical

Note:
1. Level = Reading + Cable loss + Antenna Factor + AMP
2. If Peak Result complies with AV limit, AV Result is deemed to comply with AV limit.
3. Test setup: RBW: 1 MHz, VBW: 3 MHz, Sweep time: auto.

TR-4-E-009 Radiated Emission Test Result

Test Date:	2024-01-17	**Tested By**:	Bairong
EUT:	AIoT Edge Controller	**Model Number**:	MB41
Test Mode:	11AC20MIMO 5720MHz TX	**Power Supply**:	DC 5V
Condition:	Temp:21.4°C;Humi:54.5%	**Test Site**:	DDT 3# Chamber
File Path:	d:\ts\2023 report data\Q23111537-2E MB41\FCC ABOVE 1G 5GWIFI\131		
Memo:	Sample Number:S23111537-05 Power Setting:65		

Test Graph

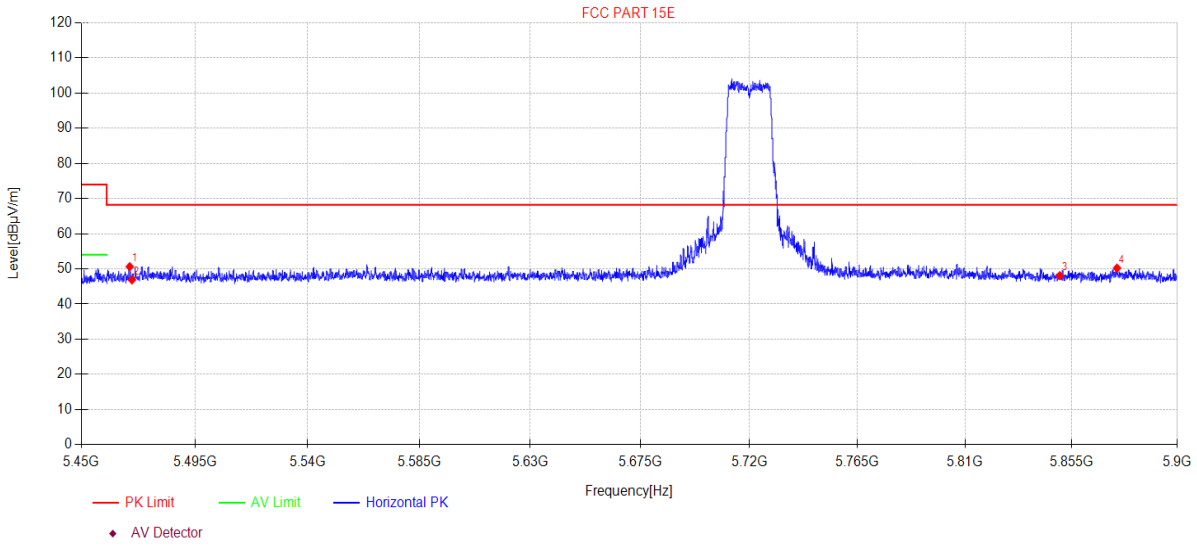

Data List										
N O.	**Freq. [MHz]**	**Reading [dBµV/m]**	**Antenna Factor [dB]**	**Cable loss [dB]**	**AMP [dB]**	**Level [dBµV/m]**	**Limit [dBµV/m]**	**Margin [dB]**	**Detector**	**Polarity**
1	5469.13	11.89	33.00	5.74	0.00	50.63	68.20	17.57	PK	Horizontal
2	5470.00	8.12	33.00	5.75	0.00	46.87	68.20	21.33	PK	Horizontal
3	5850.00	8.14	34.00	5.94	0.00	48.08	68.20	20.12	PK	Horizontal
4	5874.31	10.22	34.05	5.95	0.00	50.22	68.20	17.98	PK	Horizontal

Note:
1. Level = Reading + Cable loss + Antenna Factor + AMP
2. If Peak Result complies with AV limit, AV Result is deemed to comply with AV limit.
3. Test setup: RBW: 1 MHz, VBW: 3 MHz, Sweep time: auto.

TR-4-E-009 Radiated Emission Test Result

Test Date:	2024-01-17	**Tested By**:	Bairong
EUT:	AIoT Edge Controller	**Model Number**:	MB41
Test Mode:	11AC20MIMO 5720MHz TX	**Power Supply**:	DC 5V
Condition:	Temp:21.4°C;Humi:54.5%	**Test Site**:	DDT 3# Chamber
File Path:	d:\ts\2023 report data\Q23111537-2E MB41\FCC ABOVE 1G 5GWIFI\132		
Memo:	Sample Number:S23111537-05 Power Setting:65		

Test Graph

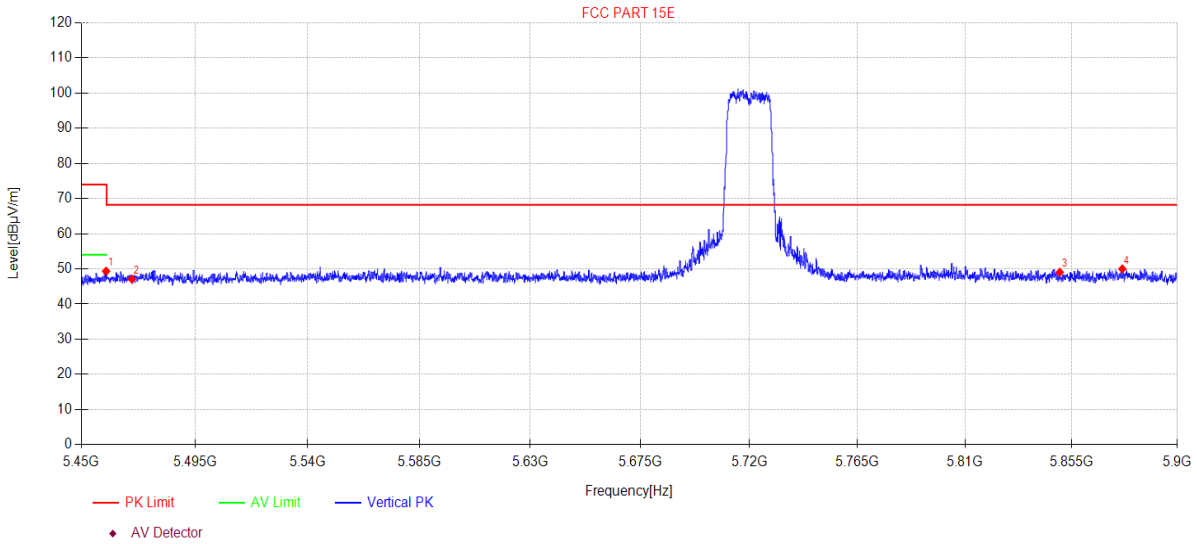

Data List										
N O.	**Freq. [MHz]**	**Reading [dBµV/m]**	**Antenna Factor [dB]**	**Cable loss [dB]**	**AMP [dB]**	**Level [dBµV/m]**	**Limit [dBµV/m]**	**Margin [dB]**	**Detector**	**Polarity**
1	5459.77	10.61	33.00	5.74	0.00	49.35	74.00	24.65	PK	Vertical
2	5470.00	8.34	33.00	5.75	0.00	47.09	68.20	21.11	PK	Vertical
3	5850.00	9.09	34.00	5.94	0.00	49.03	68.20	19.17	PK	Vertical
4	5876.56	10.00	34.05	5.95	0.00	50.00	68.20	18.20	PK	Vertical

Note:
1. Level = Reading + Cable loss + Antenna Factor + AMP
2. If Peak Result complies with AV limit, AV Result is deemed to comply with AV limit.
3. Test setup: RBW: 1 MHz, VBW: 3 MHz, Sweep time: auto.

TR-4-E-009 Radiated Emission Test Result

Test Date:	2024-01-17	**Tested By**:	Bairong
EUT:	AIoT Edge Controller	**Model Number**:	MB41
Test Mode:	11N40MIMO 5710MHz TX	**Power Supply**:	DC 5V
Condition:	Temp:21.4°C;Humi:54.5%	**Test Site**:	DDT 3# Chamber
File Path:	d:\ts\2023 report data\Q23111537-2E MB41\FCC ABOVE 1G 5GWIFI\133		
Memo:	Sample Number:S23111537-05 Power Setting:65		

Test Graph

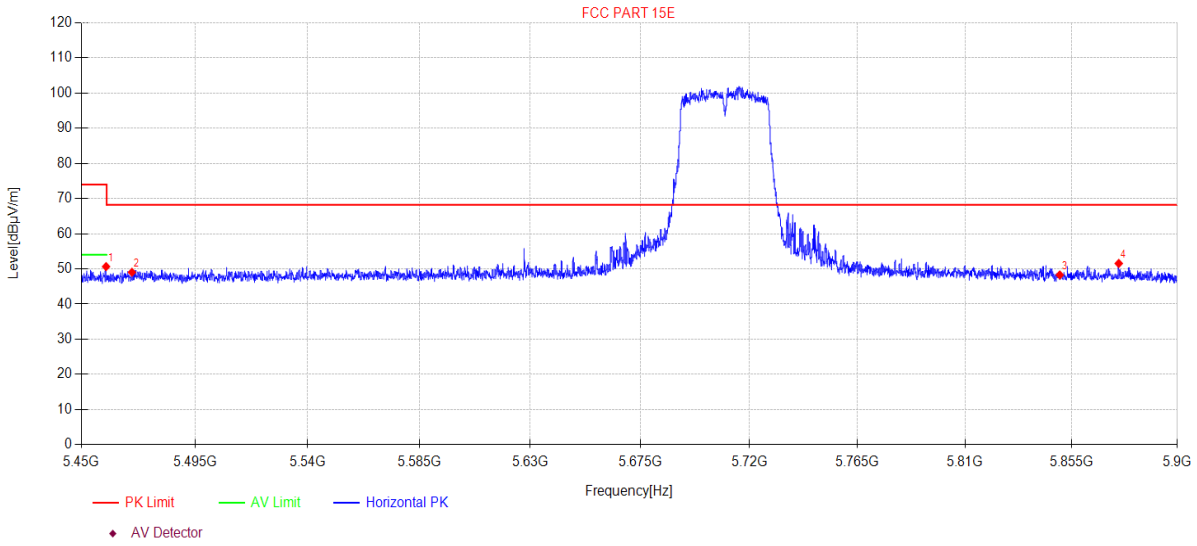

Data List										
N O.	**Freq. [MHz]**	**Reading [dBµV/m]**	**Antenna Factor [dB]**	**Cable loss [dB]**	**AMP [dB]**	**Level [dBµV/m]**	**Limit [dBµV/m]**	**Margin [dB]**	**Detector**	**Polarity**
1	5459.77	11.92	33.00	5.74	0.00	50.66	74.00	23.34	PK	Horizontal
2	5470.00	10.30	33.00	5.75	0.00	49.05	68.20	19.15	PK	Horizontal
3	5850.00	8.35	34.00	5.94	0.00	48.29	68.20	19.91	PK	Horizontal
4	5875.03	11.55	34.05	5.95	0.00	51.55	68.20	16.65	PK	Horizontal

Note:
1. Level = Reading + Cable loss + Antenna Factor + AMP
2. If Peak Result complies with AV limit, AV Result is deemed to comply with AV limit.
3. Test setup: RBW: 1 MHz, VBW: 3 MHz, Sweep time: auto.