Case No. : GTS20240108009-1-2	
Ambient Condition: 22 ℃, 52 %RH	
According Standard: ■Part15E	
Test Date: 2024.3.6	**Test Engineer:** Evan ouyang

Appendix B.1: Emission Bandwidth

Test Result

TestMode	Antenna	Freq(MHz)	26db EBW [MHz]	FL[MHz]	FH[MHz]	Limit[MHz]	Verdict
11A	Ant1	5180	19.920	5170.000	5189.920	---	---
		5200	19.840	5190.040	5209.880	---	---
		5240	20.040	5229.960	5250.000	---	---
11N20SISO	Ant1	5180	20.240	5169.840	5190.080	---	---
		5200	20.440	5189.760	5210.200	---	---
		5240	20.240	5229.960	5250.200	---	---
11N40SISO	Ant1	5190	40.720	5169.520	5210.240	---	---
		5230	40.480	5209.840	5250.320	---	---
11AC20SISO	Ant1	5180	23.320	5169.720	5193.040	---	---
		5200	20.320	5189.840	5210.160	---	---
		5240	20.400	5229.800	5250.200	---	---
11AC40SISO	Ant1	5190	40.480	5169.760	5210.240	---	---
		5230	40.800	5209.760	5250.560	---	---
11AC80SISO	Ant1	5210	80.960	5169.520	5250.480	---	---

Test Graphs

11A_Ant1_5180

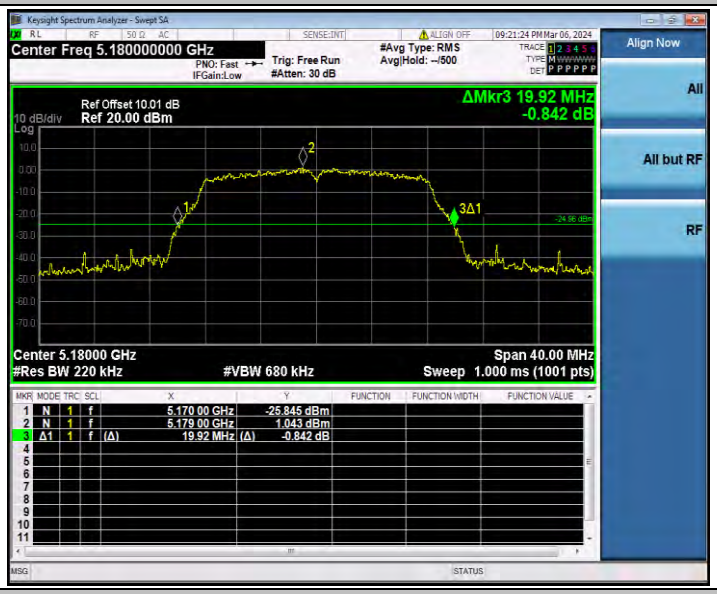

11A_Ant1_5200

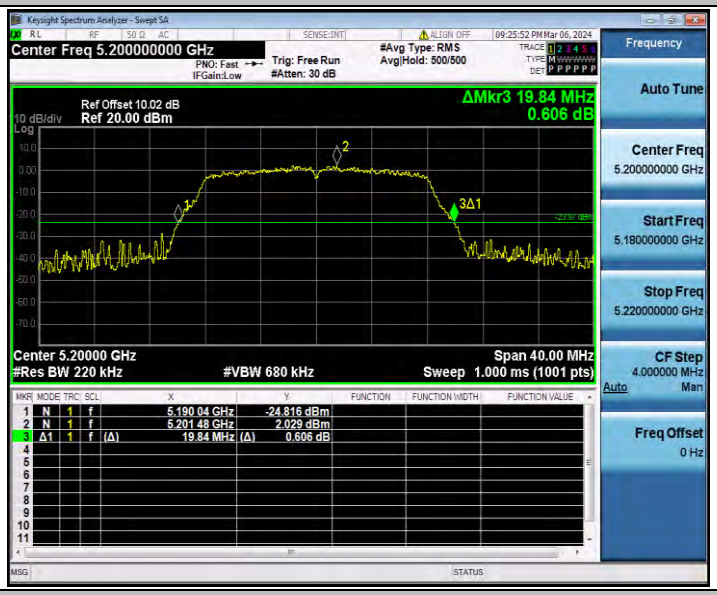

11A_Ant1_5240

11N20SISO_Ant1_5180

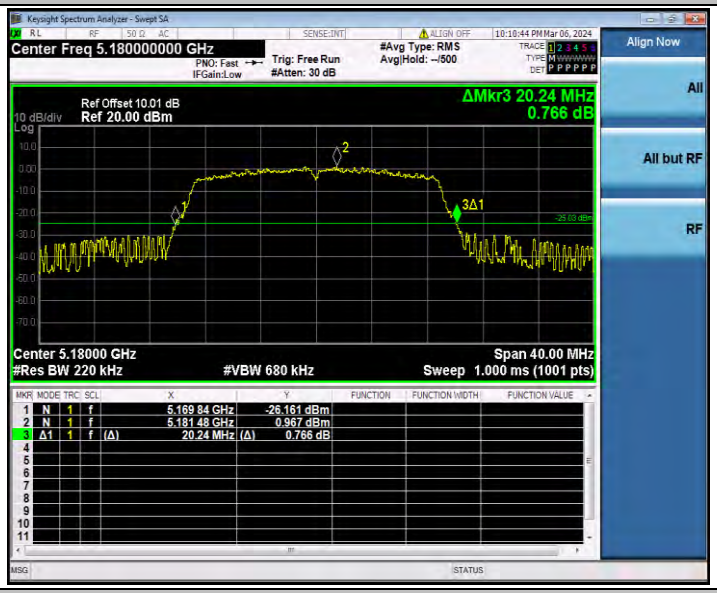

11N20SISO_Ant1_5200

11N20SISO_Ant1_5240
11N40SISO_Ant1_5190
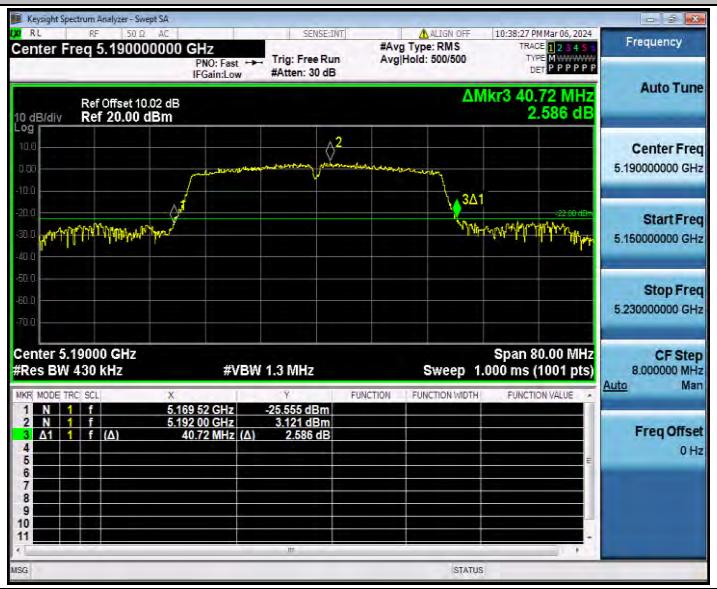
11N40SISO_Ant1_5230

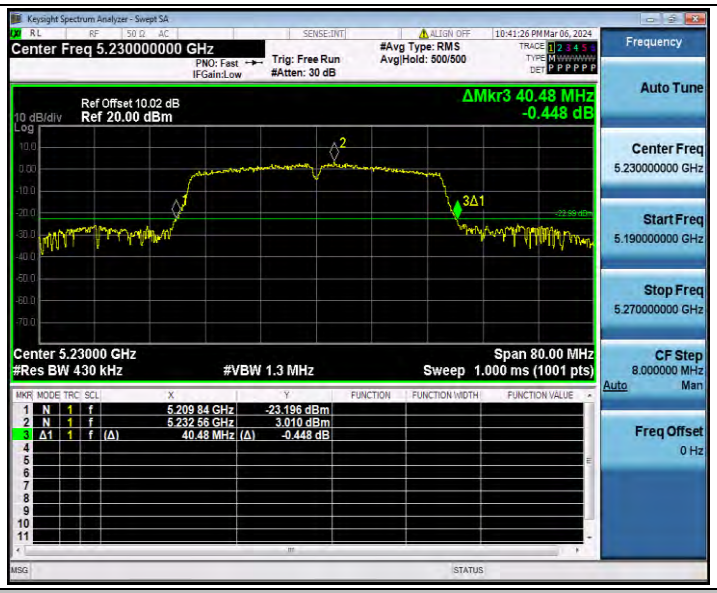

11AC20SISO_Ant1_5180

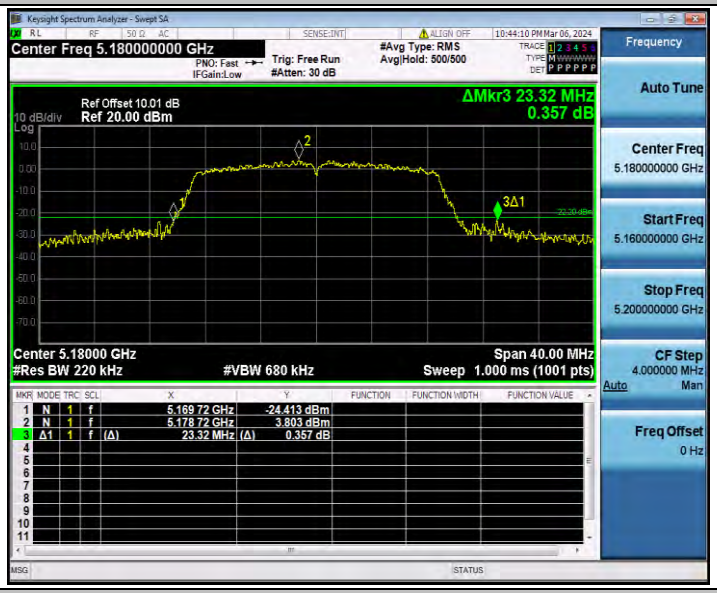

11AC20SISO_Ant1_5200

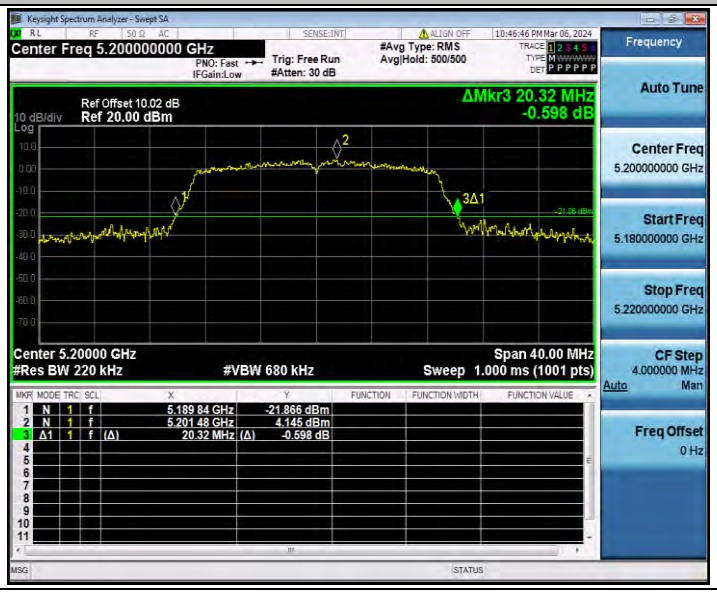

11AC20SISO_Ant1_5240

11AC40SISO_Ant1_5190

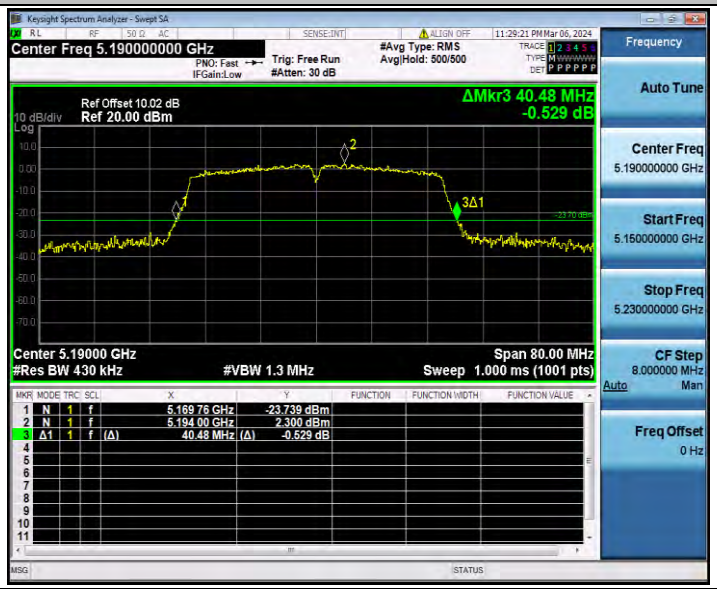

11AC40SISO_Ant1_5230

11AC80SISO_Ant1_5210

Appendix B.2: Occupied channel bandwidth

Test Result

TestMode	Antenna	Freq(MHz)	OCB [MHz]	FL[MHz]	FH[MHz]	Limit[MHz]	Verdict
11A	Ant1	5180	16.837	5171.5937	5188.4307	---	---
		5200	16.906	5191.5524	5208.4584	---	---
		5240	16.957	5231.4919	5248.4489	---	---
11N20SISO	Ant1	5180	17.867	5171.0532	5188.9202	---	---
		5200	17.913	5191.0338	5208.9468	---	---
		5240	17.913	5231.0193	5248.9323	---	---
11N40SISO	Ant1	5190	36.592	5171.7432	5208.3352	---	---
		5230	36.563	5211.7223	5248.2853	---	---
11AC20SISO	Ant1	5180	17.937	5171.0358	5188.9728	---	---
		5200	17.937	5191.0552	5208.9922	---	---
		5240	17.943	5231.0092	5248.9522	---	---
11AC40SISO	Ant1	5190	36.255	5171.9613	5208.2163	---	---
		5230	36.233	5211.9137	5248.1467	---	---
11AC80SISO	Ant1	5210	75.244	5172.4974	5247.7414	---	---

Test Graphs

11A_Ant1_5180

11A_Ant1_5200

11A_Ant1_5240

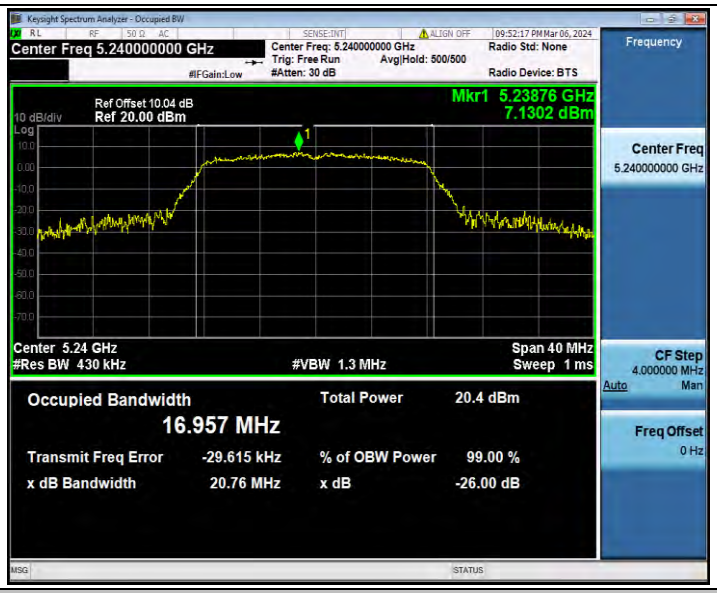

11N20SISO_Ant1_5180

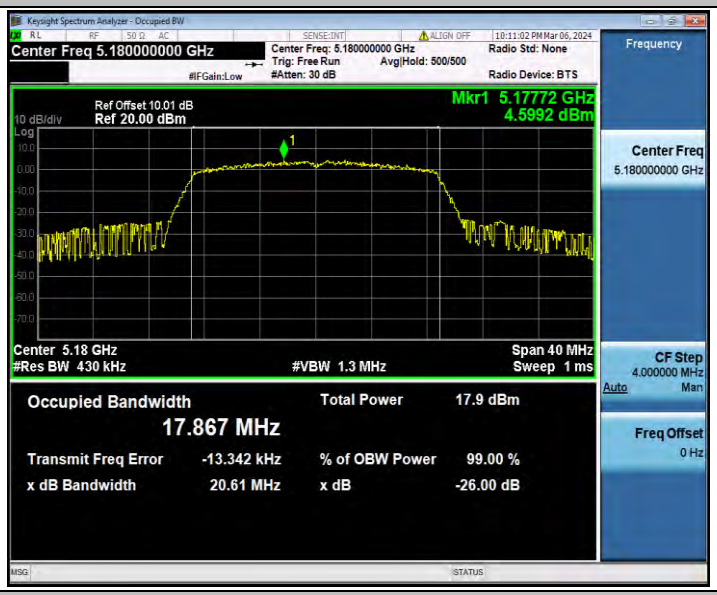

11N20SISO_Ant1_5200

11N20SISO_Ant1_5240

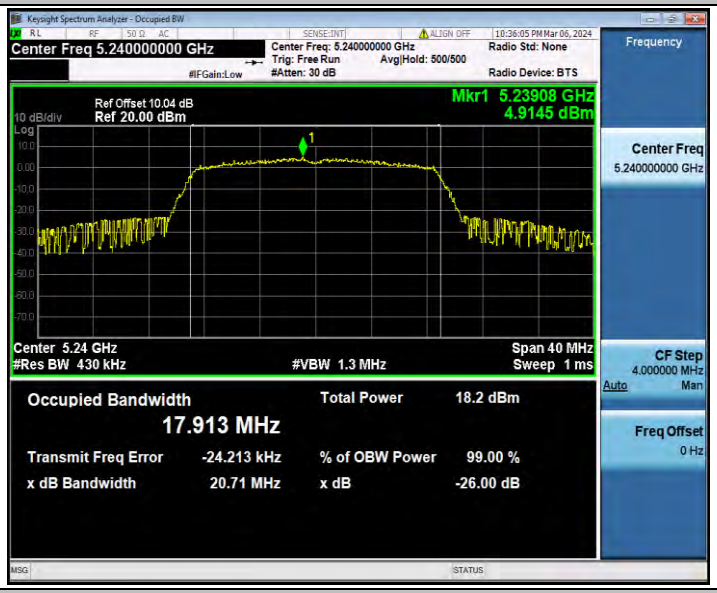

11N40SISO_Ant1_5190

11N40SISO_Ant1_5230

11AC20SISO_Ant1_5180

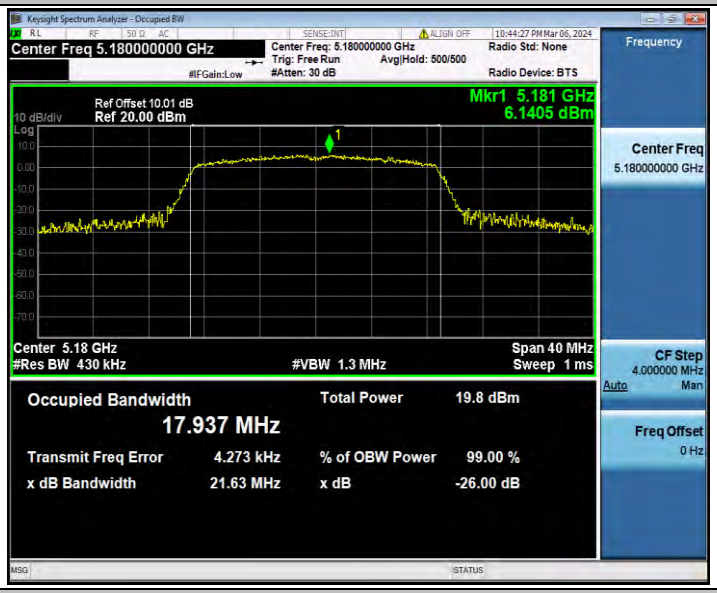

11AC20SISO_Ant1_5200

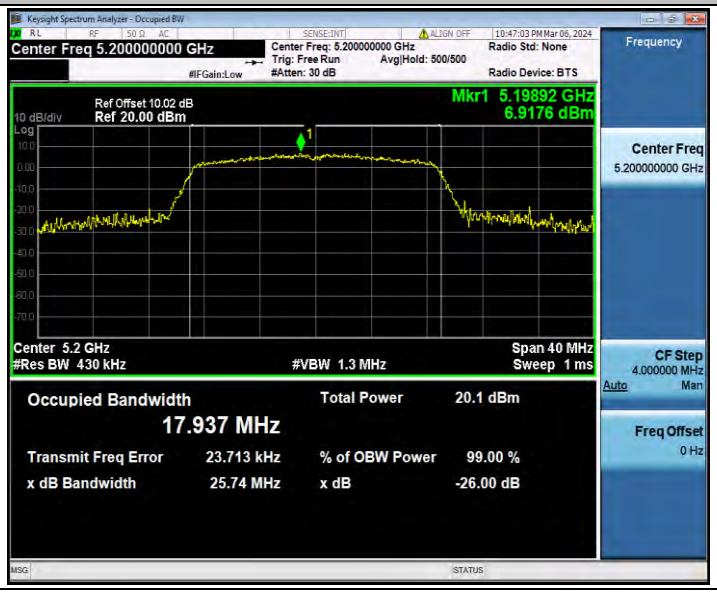

11AC20SISO_Ant1_5240

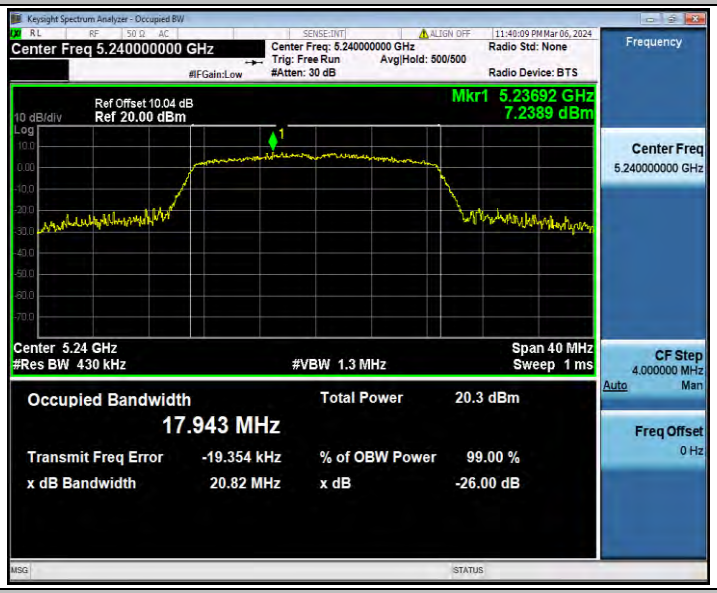

11AC40SISO_Ant1_5190

11AC40SISO_Ant1_5230

11AC80SISO_Ant1_5210

Appendix B.3: Duty Cycle

Test Result

TestMode	Antenna	Freq(MHz)	Transmission Duration [ms]	Transmission Period [ms]	Duty Cycle [%]	Duty Cycle Factor[dB]	1/T Factor[KHz]
11A	Ant1	5180	1.40	1.44	97.22	0.12	0.71
		5200	1.39	1.43	97.20	0.12	0.72
		5240	1.39	1.44	96.53	0.15	0.72
11N20SISO	Ant1	5180	1.30	1.34	97.01	0.13	0.77
		5200	1.30	1.35	96.30	0.16	0.77
		5240	1.30	1.34	97.01	0.13	0.77
11N40SISO	Ant1	5190	0.65	0.69	94.20	0.26	1.54
		5230	0.65	0.70	92.86	0.32	1.54
11AC20SISO	Ant1	5180	1.32	1.36	97.06	0.13	0.76
		5200	1.32	1.36	97.06	0.13	0.76
		5240	1.31	1.35	97.04	0.13	0.76
11AC40SISO	Ant1	5190	0.65	0.69	94.20	0.26	1.54
		5230	0.65	0.70	92.86	0.32	1.54
11AC80SISO	Ant1	5210	0.32	0.37	86.49	0.63	3.13

Test Graphs

11A_Ant1_5180

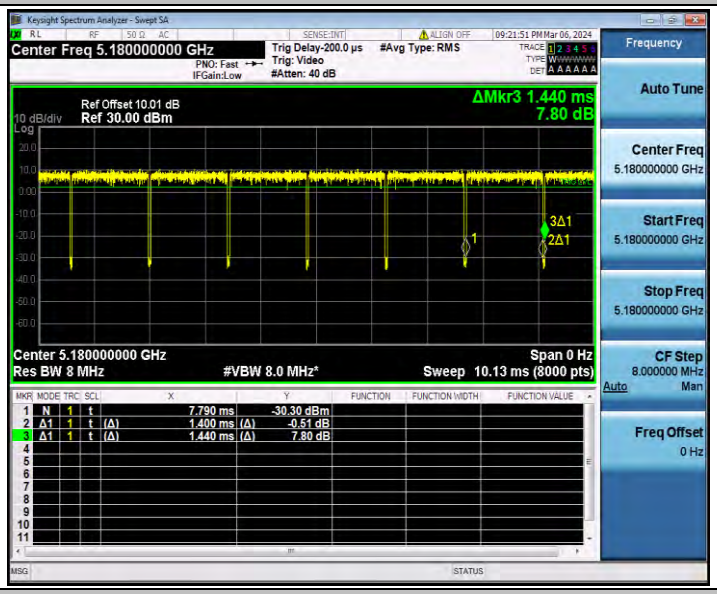

11A_Ant1_5200

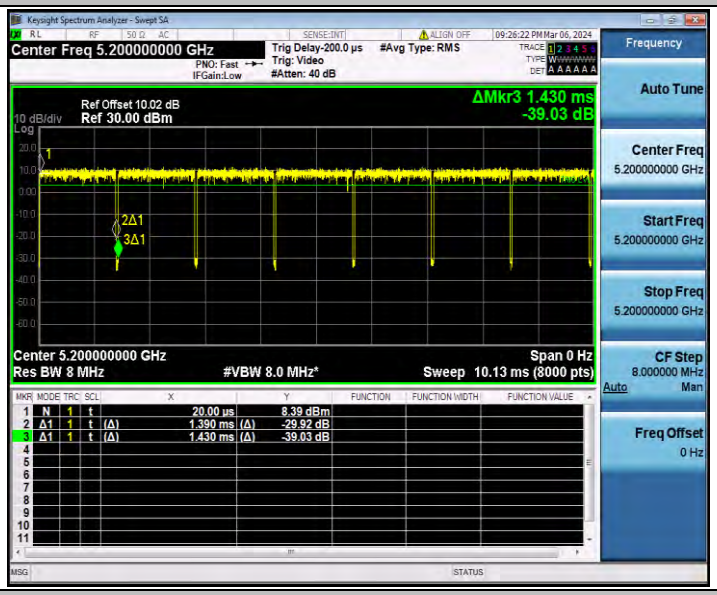

11A_Ant1_5240

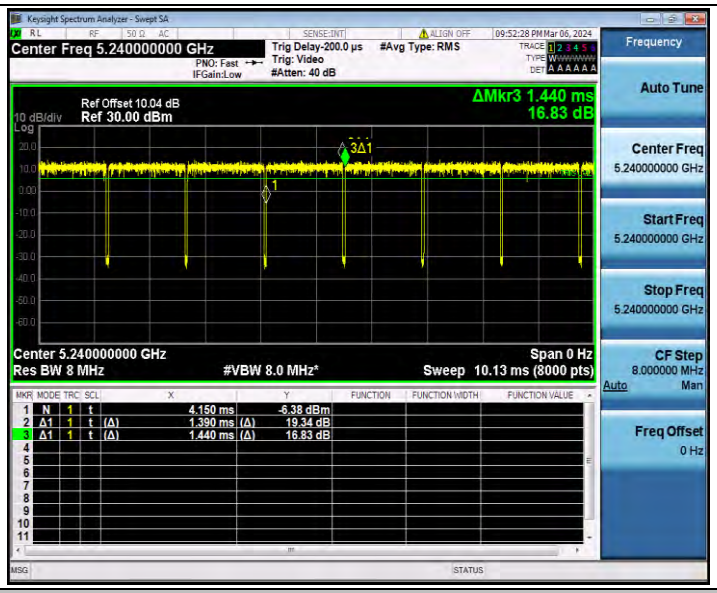

11N20SISO_Ant1_5180

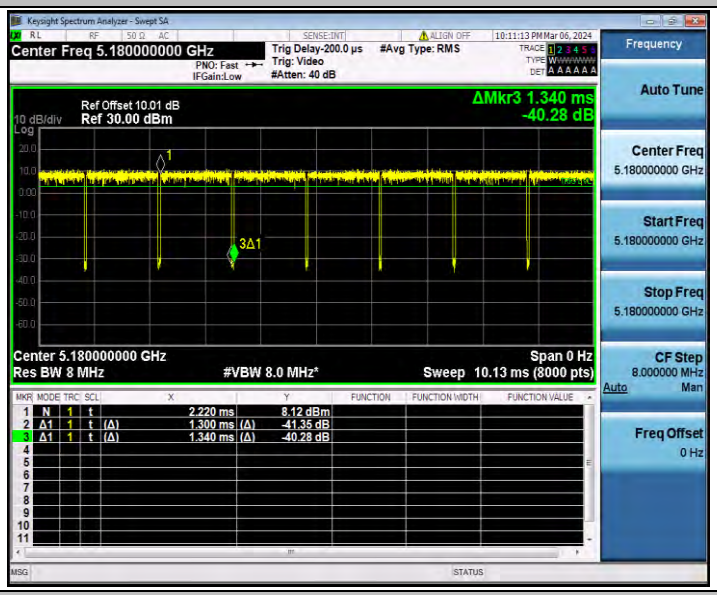

11N20SISO_Ant1_5200

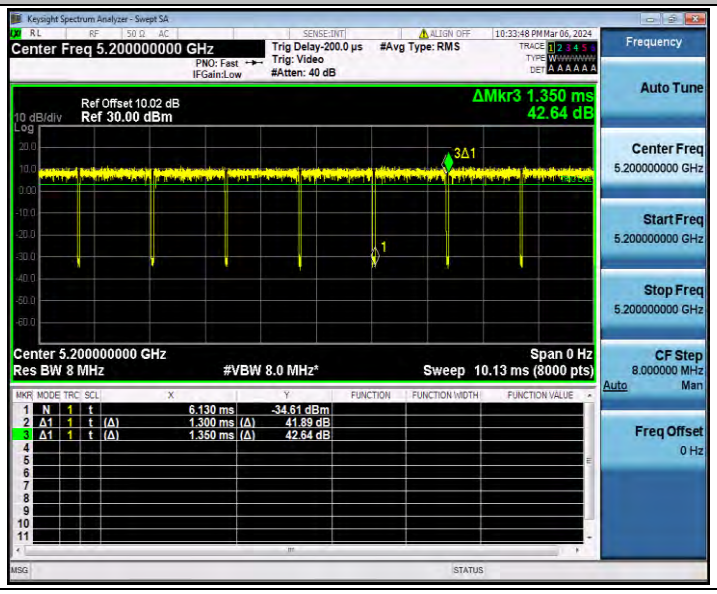

11N20SISO_Ant1_5240

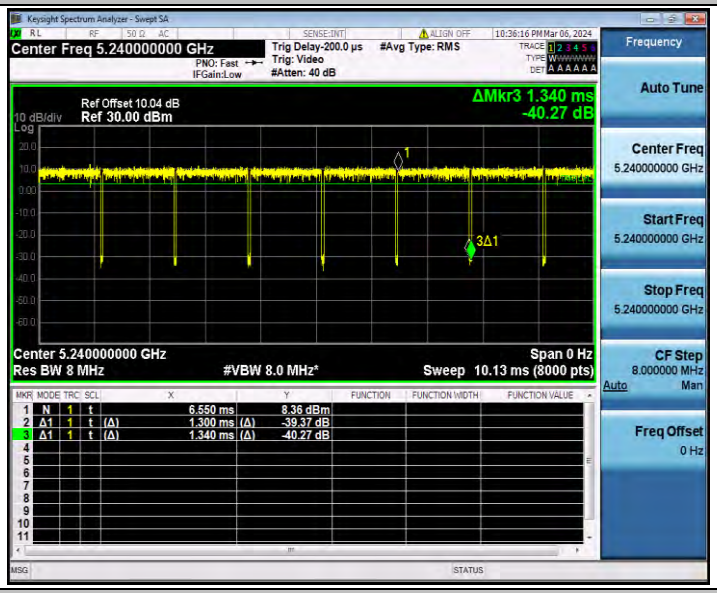

11N40SISO_Ant1_5190

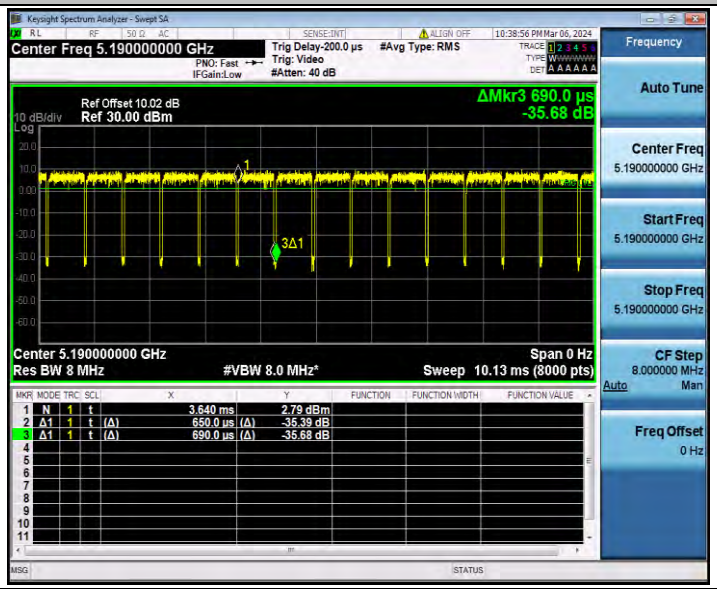

11N40SISO_Ant1_5230

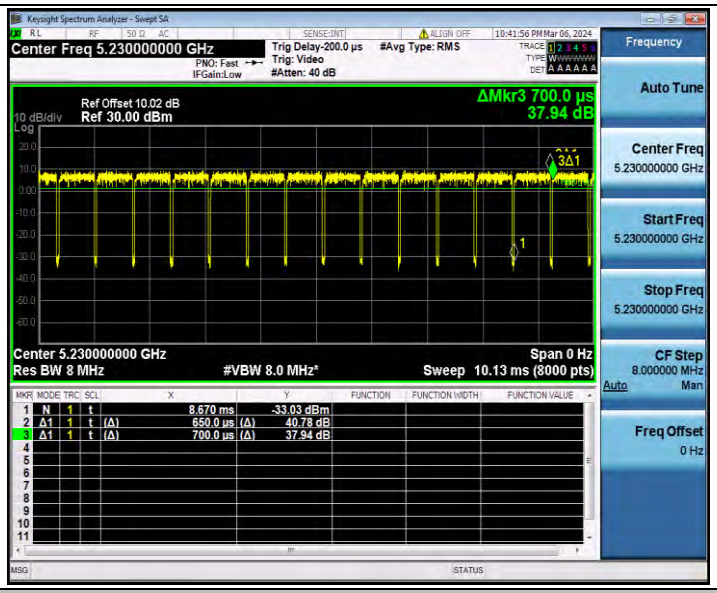

11AC20SISO_Ant1_5180

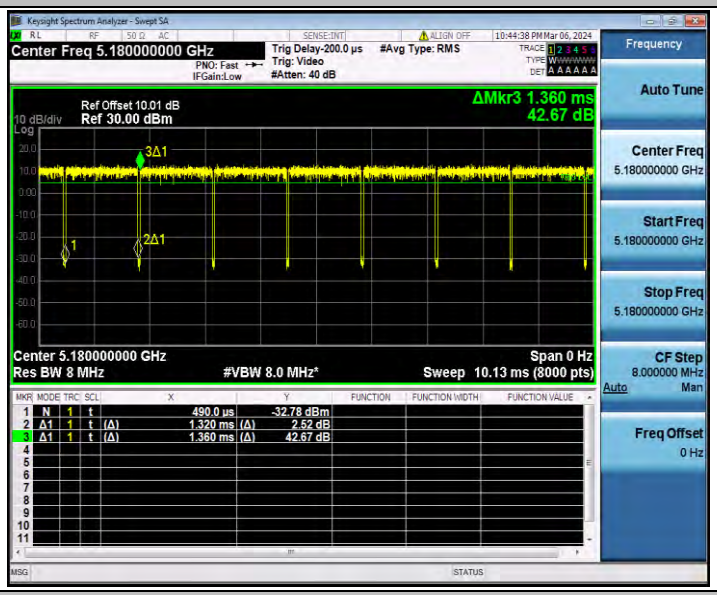

11AC20SISO_Ant1_5200

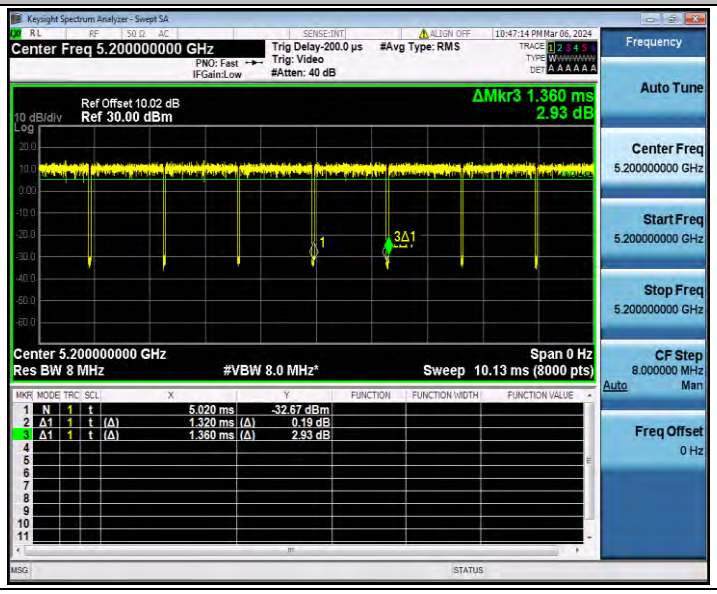

11AC20SISO_Ant1_5240
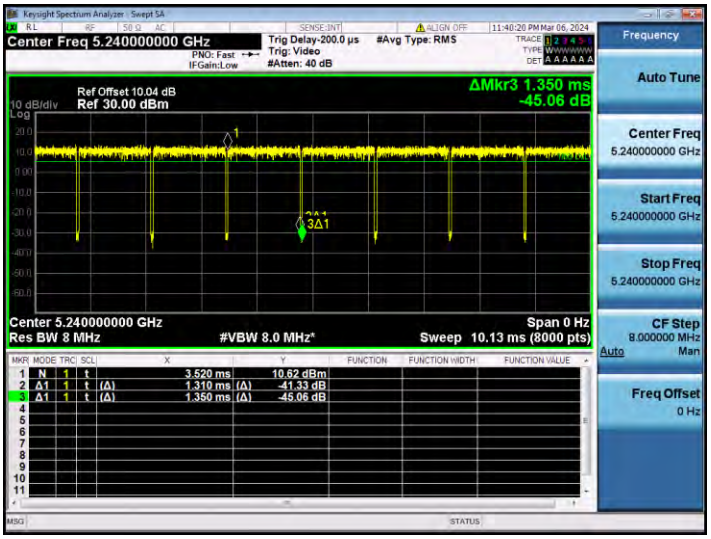

11AC40SISO_Ant1_5190
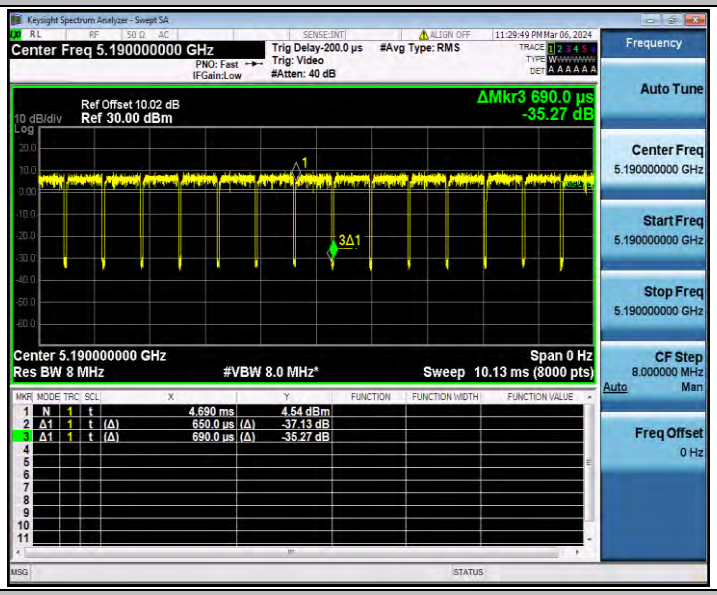

11AC40SISO_Ant1_5230
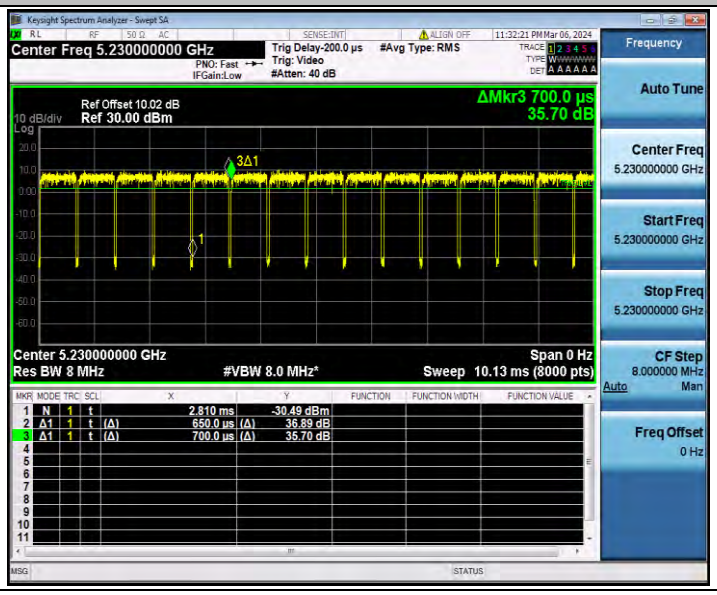

11AC80SISO_Ant1_5210
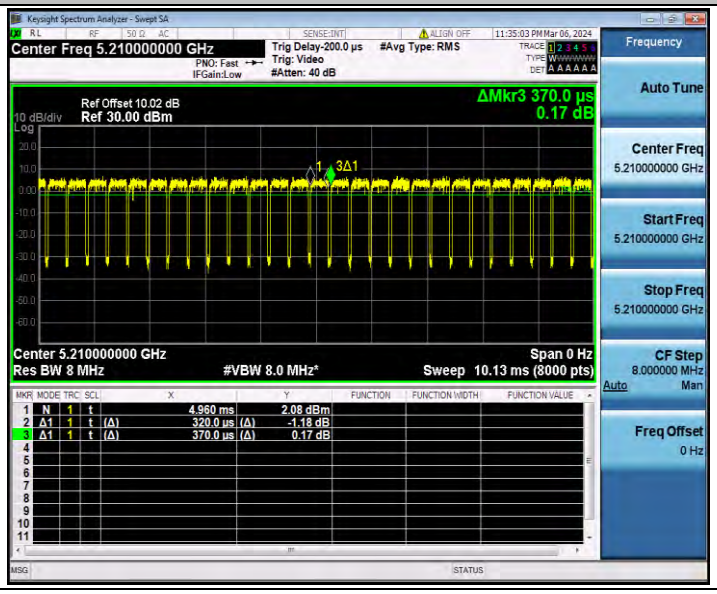

Appendix A.4: Maximum conducted output power

Test Result Channel Power

Test Mode	Antenna	Freq(MHz)	Channel Powert [dBm]	Duty Cycle [%]	DC Factor [dBm]	Result [dBm]	Limit [dBm]	Verdict
11A	Ant1	5180	10.06	97.22	0.12	10.18	≤23.98	PASS
		5200	11.09	97.20	0.12	11.21	≤23.98	PASS
		5240	13.49	96.53	0.15	13.64	≤23.98	PASS
11N20SISO	Ant1	5180	10.99	97.01	0.13	11.12	≤23.98	PASS
		5200	11.02	96.30	0.16	11.18	≤23.98	PASS
		5240	11.33	97.01	0.13	11.46	≤23.98	PASS
11N40SISO	Ant1	5190	11.94	94.20	0.26	12.20	≤23.98	PASS
		5230	11.87	92.86	0.32	12.19	≤23.98	PASS
11AC20SISO	Ant1	5180	12.85	97.06	0.13	12.98	≤23.98	PASS
		5200	13.17	97.06	0.13	13.30	≤23.98	PASS
		5240	13.39	97.04	0.13	13.52	≤23.98	PASS
11AC40SISO	Ant1	5190	11.77	94.20	0.26	12.03	≤23.98	PASS
		5230	12.20	92.86	0.32	12.52	≤23.98	PASS
11AC80SISO	Ant1	5210	11.64	86.49	0.63	12.27	≤23.98	PASS

Note：

1. The Duty Cycle Factor is compensated in the graph.
2. The Duty Cycle Factor and RBW Factor is compensated in the data.

Appendix B.5: Maximum power spectral density

Test Result

TestMode	Antenna	Freq(MHz)	Result [dBm/MHz]	Limit[dBm/MHz]	Verdict
11A	Ant1	5180	-0.53	≤11.00	PASS
		5200	0.73	≤11.00	PASS
		5240	3.07	≤11.00	PASS
11N20SISO	Ant1	5180	0.28	≤11.00	PASS
		5200	0.50	≤11.00	PASS
		5240	0.75	≤11.00	PASS
11N40SISO	Ant1	5190	-1.30	≤11.00	PASS
		5230	-1.33	≤11.00	PASS
11AC20SISO	Ant1	5180	2.11	≤11.00	PASS
		5200	2.53	≤11.00	PASS
		5240	2.81	≤11.00	PASS
11AC40SISO	Ant1	5190	-1.45	≤11.00	PASS
		5230	-1.02	≤11.00	PASS
11AC80SISO	Ant1	5210	-4.06	≤11.00	PASS

Note：1.The Result and Limit Unit is dBm/500 kHz in the band 5.725–5.85 GHz.
2.The Duty Cycle Factor and RBW Factor is compensated in the graph.

Test Graphs

11A_Ant1_5180

11A_Ant1_5200

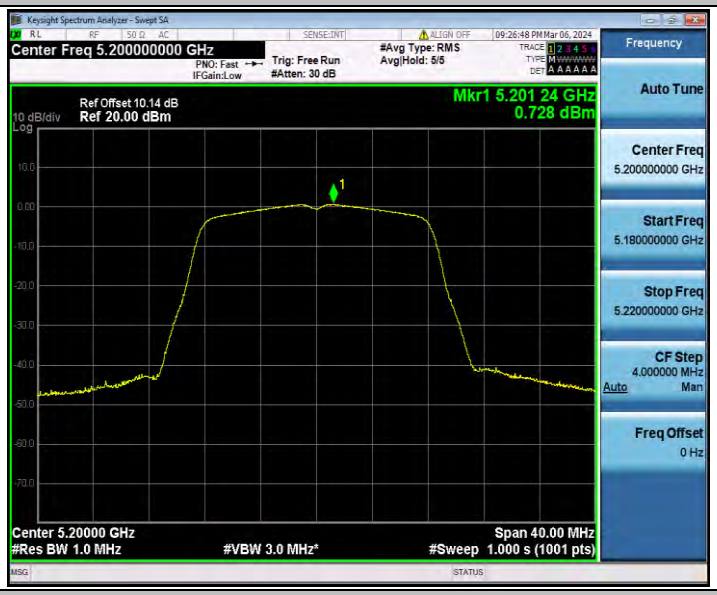

11A_Ant1_5240

11N20SISO_Ant1_5180

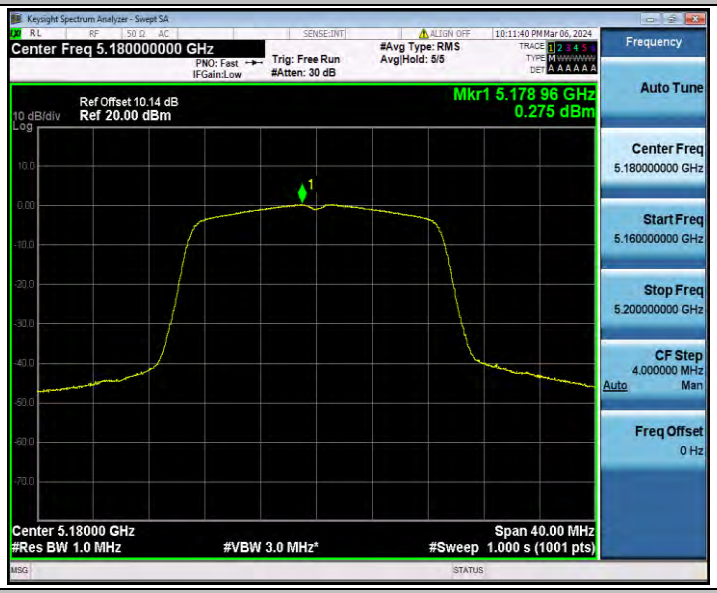

11N20SISO_Ant1_5200

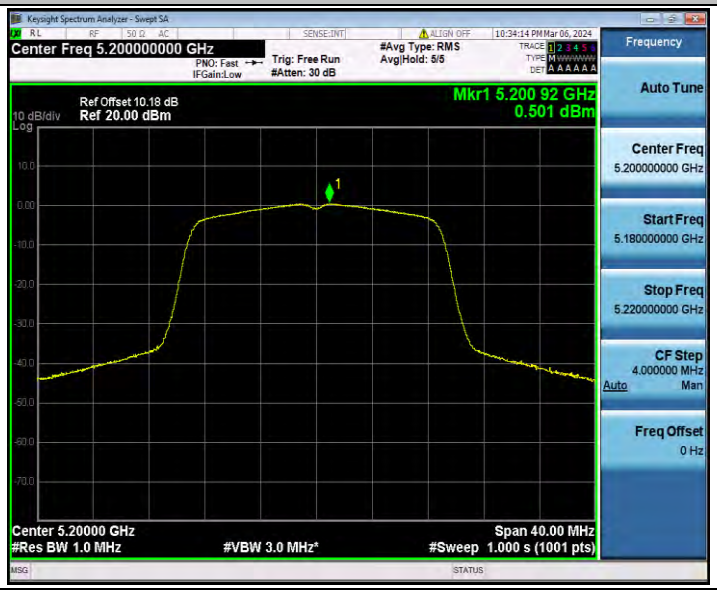

11N20SISO_Ant1_5240

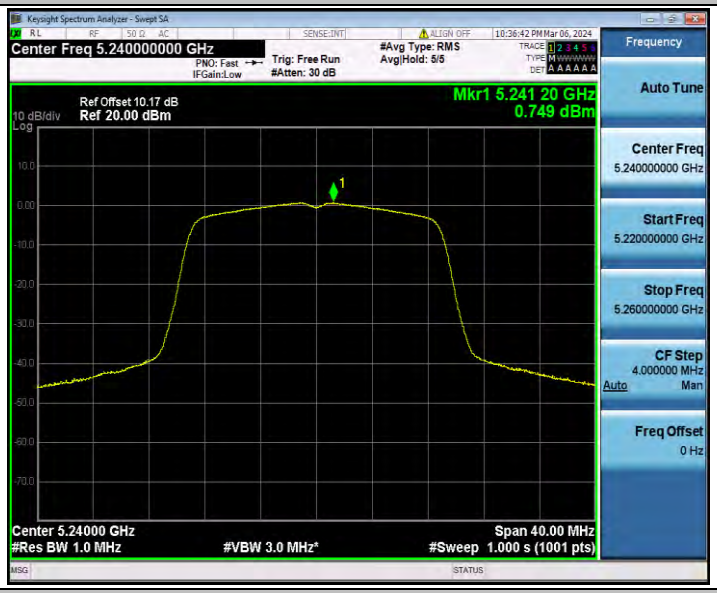

11N40SISO_Ant1_5190

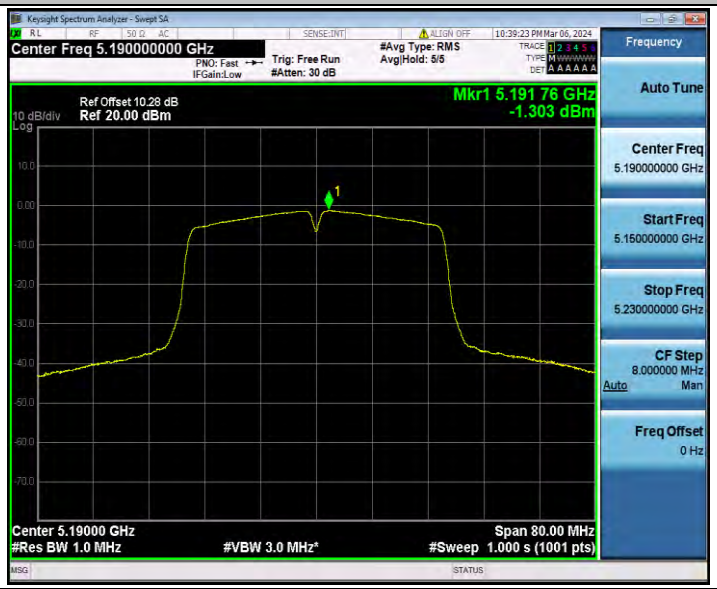

11N40SISO_Ant1_5230

11AC20SISO_Ant1_5180

11AC20SISO_Ant1_5200

11AC20SISO_Ant1_5240

11AC40SISO_Ant1_5190

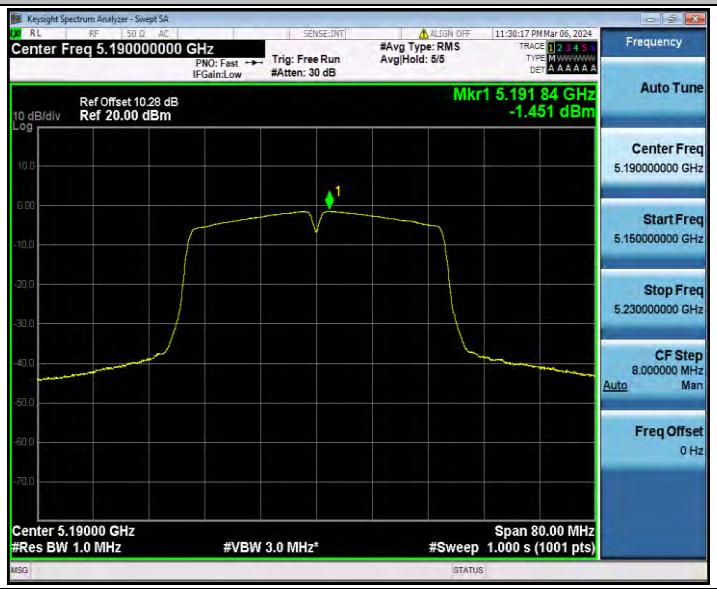

11AC40SISO_Ant1_5230

11AC80SISO_Ant1_5210