Case No. : GTS20240108009-1-2	
Ambient Condition: 22 ℃, 49 %RH	
According Standard: ■Part15E	
Test Date: 2024.3.7	**Test Engineer:** Evan ouyang

Appendix C.1: Occupied channel bandwidth

Test Result

TestMode	Antenna	Freq(MHz)	OCB [MHz]	FL[MHz]	FH[MHz]	Limit[MHz]	Verdict
11A	Ant1	5745	17.139	5736.4489	5753.5879	---	---
		5785	17.210	5776.4210	5793.6310	---	---
		5825	17.117	5816.4277	5833.5447	---	---
11N20SISO	Ant1	5745	18.263	5735.8764	5754.1394	---	---
		5785	18.288	5775.8392	5794.1272	---	---
		5825	18.336	5815.8124	5834.1484	---	---
11N40SISO	Ant1	5755	36.564	5736.7646	5773.3286	---	---
		5795	36.535	5776.7840	5813.3190	---	---
11AC20SISO	Ant1	5745	17.976	5736.0047	5753.9807	---	---
		5785	18.029	5775.9767	5794.0057	---	---
		5825	18.025	5815.9934	5834.0184	---	---
11AC40SISO	Ant1	5755	36.292	5736.9098	5773.2018	---	---
		5795	36.364	5776.8894	5813.2534	---	---
11AC80SISO	Ant1	5775	75.433	5737.3813	5812.8143	---	---

Test Graphs

11A_Ant1_5745

11A_Ant1_5785

11A_Ant1_5825

11N20SISO_Ant1_5745

11N20SISO_Ant1_5785

11N20SISO_Ant1_5825

11N40SISO_Ant1_5755

11N40SISO_Ant1_5795

11AC20SISO_Ant1_5745

11AC20SISO_Ant1_5785

11AC20SISO_Ant1_5825

11AC40SISO_Ant1_5755

11AC40SISO_Ant1_5795

11AC80SISO_Ant1_5775

Appendix C.2: Min emission bandwidth

Test Result B4

TestMode	Antenna	Freq(MHz)	6db EBW [MHz]	FL[MHz]	FH[MHz]	Limit[MHz]	Verdict
11A	Ant1	5745	15.080	5737.440	5752.520	0.5	PASS
		5785	15.120	5777.440	5792.560	0.5	PASS
		5825	15.120	5817.440	5832.560	0.5	PASS
11N20SISO	Ant1	5745	15.120	5737.440	5752.560	0.5	PASS
		5785	15.120	5777.440	5792.560	0.5	PASS
		5825	15.080	5817.440	5832.520	0.5	PASS
11N40SISO	Ant1	5755	35.040	5737.480	5772.520	0.5	PASS
		5795	35.040	5777.480	5812.520	0.5	PASS
11AC20SISO	Ant1	5745	15.080	5737.440	5752.520	0.5	PASS
		5785	15.080	5777.440	5792.520	0.5	PASS
		5825	15.080	5817.480	5832.560	0.5	PASS
11AC40SISO	Ant1	5755	35.040	5737.480	5772.520	0.5	PASS
		5795	35.120	5777.400	5812.520	0.5	PASS
11AC80SISO	Ant1	5775	75.200	5737.400	5812.600	0.5	PASS

Test Graphs B4

11A_Ant1_5745

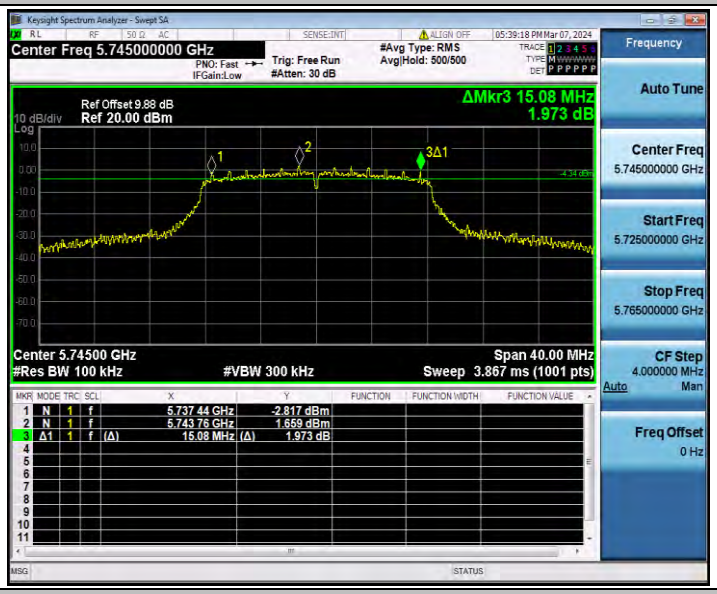

11A_Ant1_5785

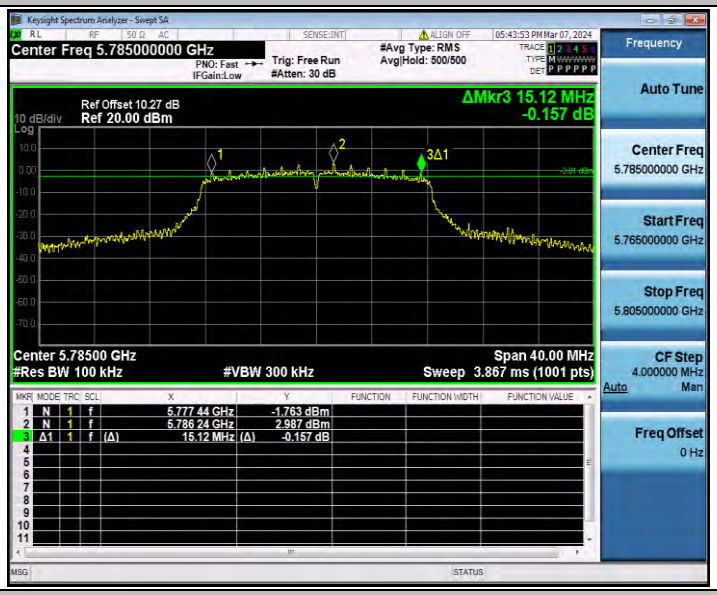

11A_Ant1_5825

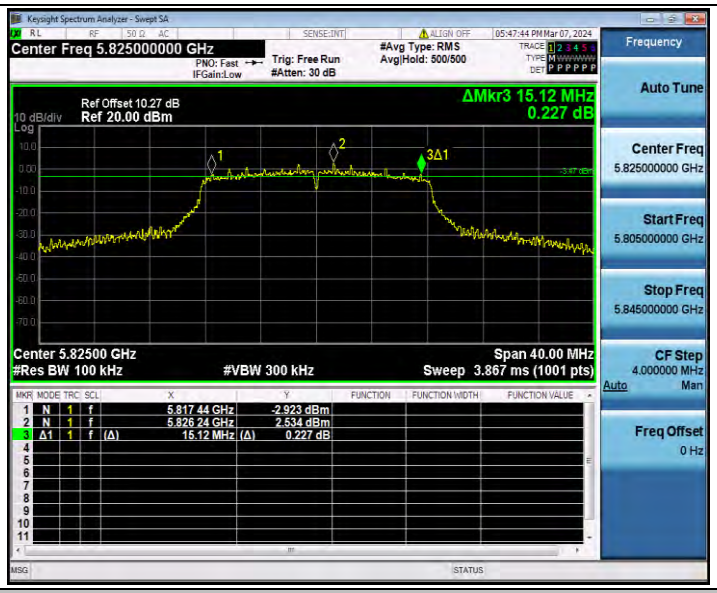

11N20SISO_Ant1_5745

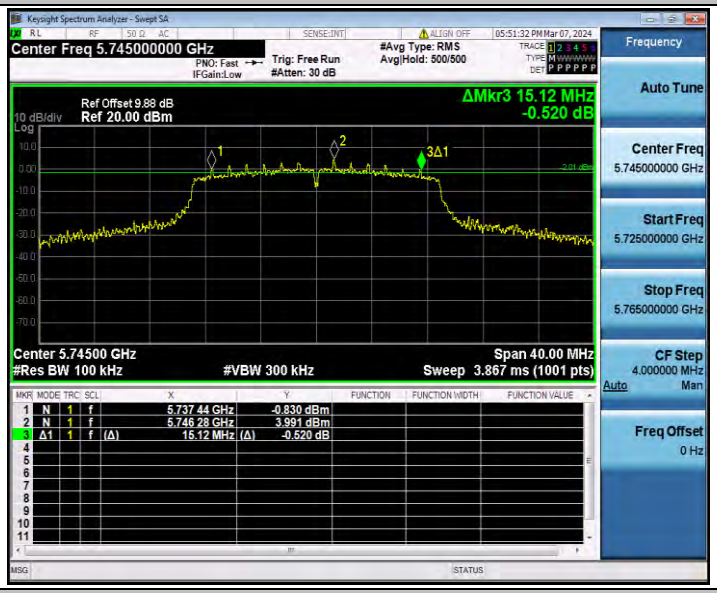

11N20SISO_Ant1_5785

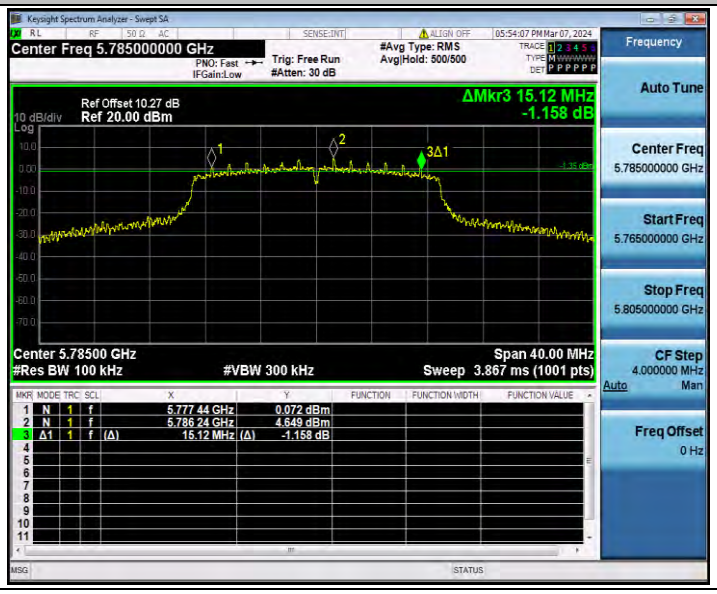

11N20SISO_Ant1_5825

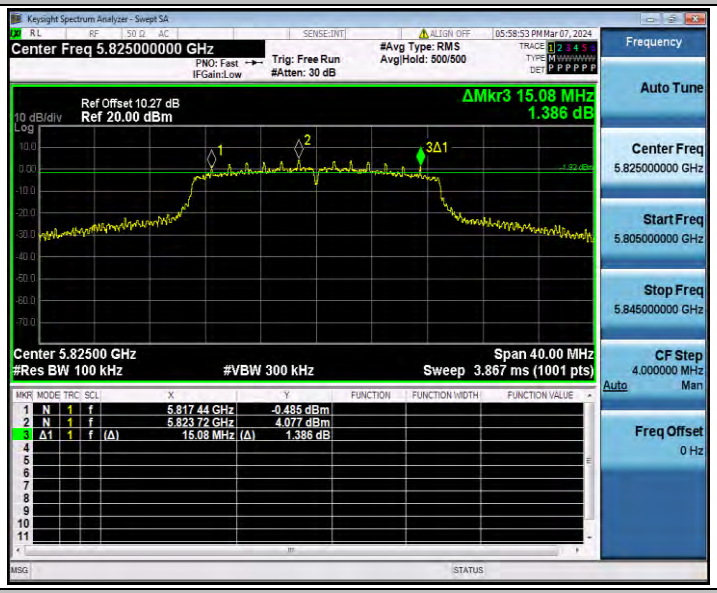

11N40SISO_Ant1_5755

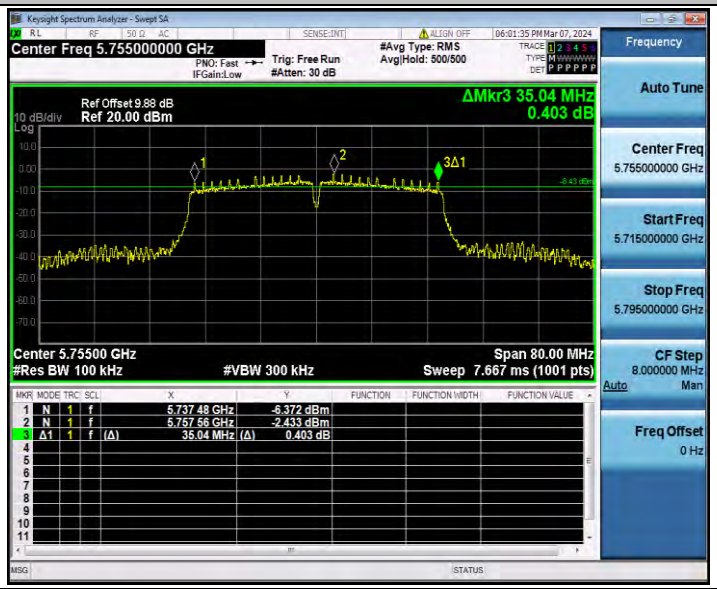

11N40SISO_Ant1_5795

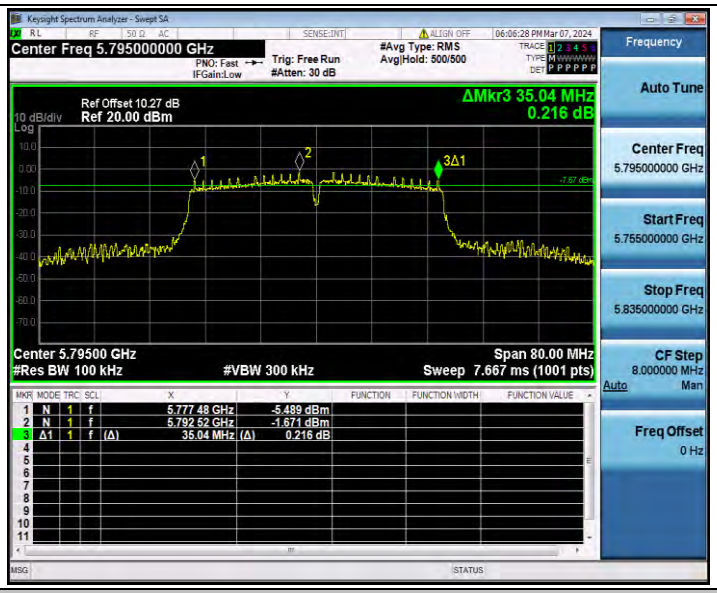

11AC20SISO_Ant1_5745

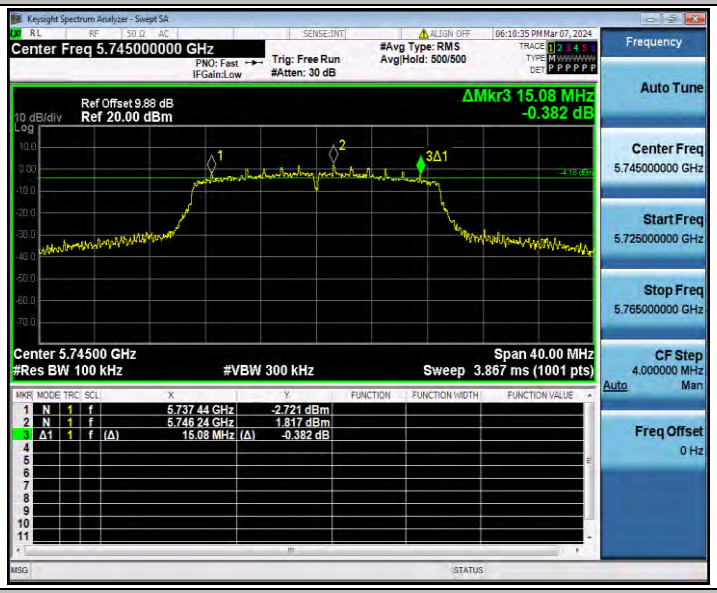

11AC20SISO_Ant1_5785

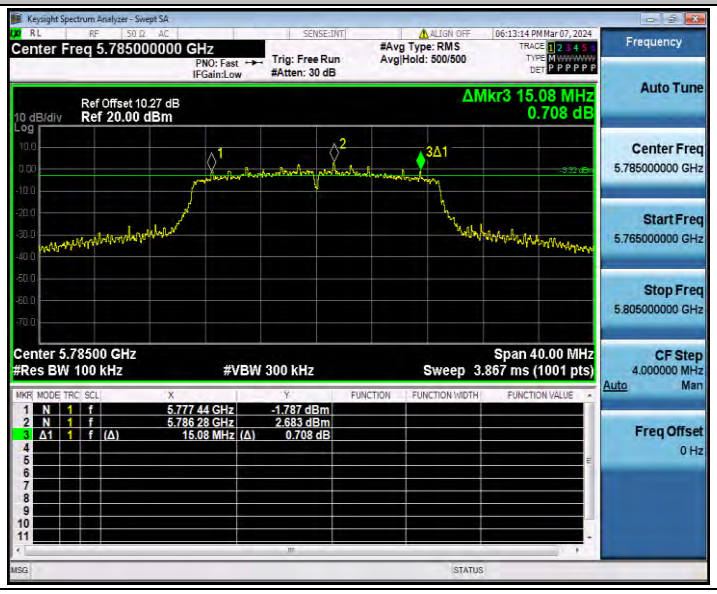

11AC20SISO_Ant1_5825

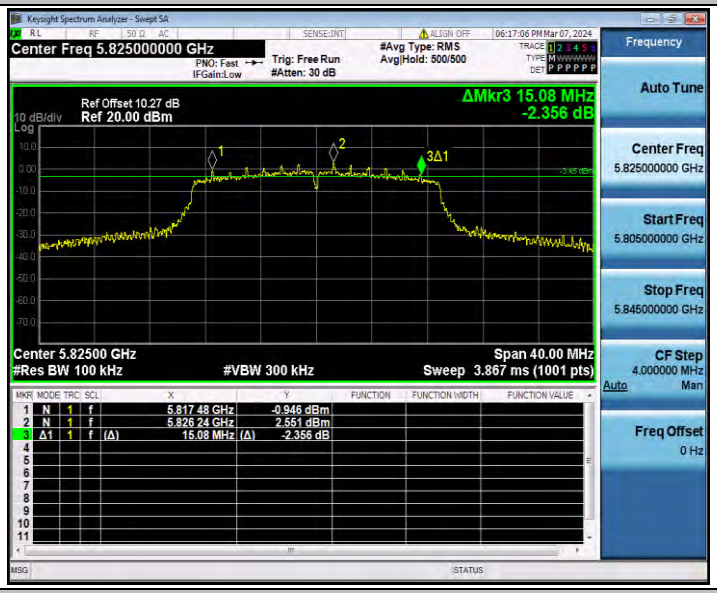

11AC40SISO_Ant1_5755

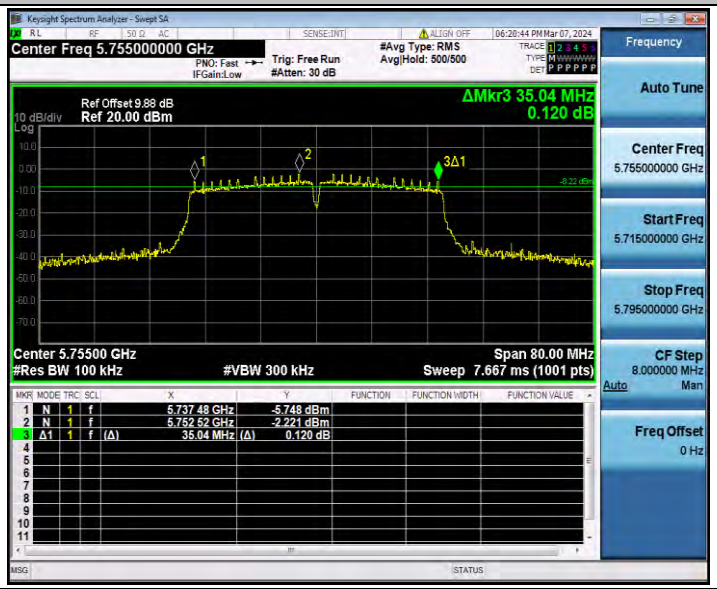

11AC40SISO_Ant1_5795

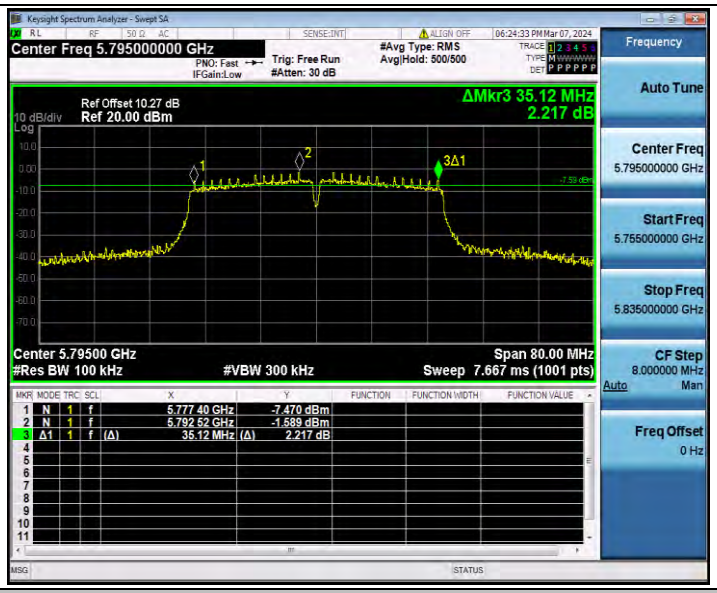

11AC80SISO_Ant1_5775

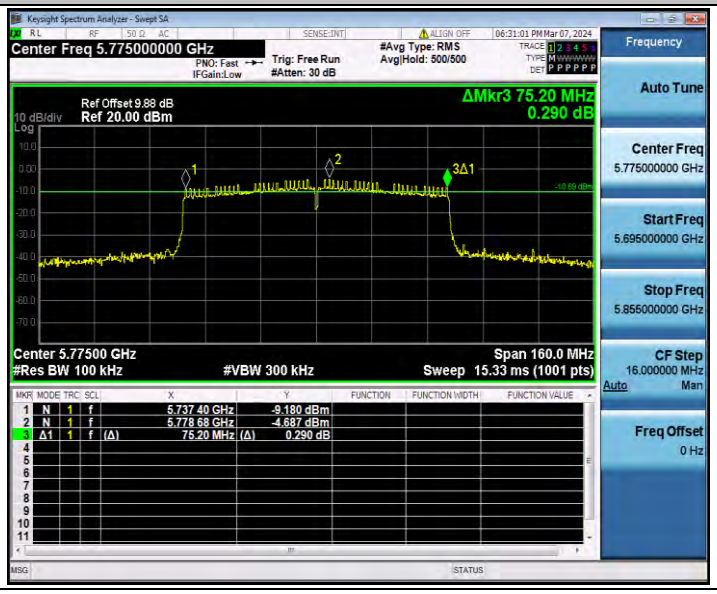

Appendix C.3: Duty Cycle

Test Result

TestMode	Antenna	Freq(MHz)	Transmission Duration [ms]	Transmission Period [ms]	Duty Cycle [%]	Duty Cycle Factor[dB]	1/T Factor[KHz]
11A	Ant1	5745	1.39	1.44	96.53	0.15	0.72
		5785	1.39	1.44	96.53	0.15	0.72
		5825	1.39	1.43	97.20	0.12	0.72
11N20SISO	Ant1	5745	1.30	1.34	97.01	0.13	0.77
		5785	1.30	1.34	97.01	0.13	0.77
		5825	1.30	1.35	96.30	0.16	0.77
11N40SISO	Ant1	5755	0.64	0.69	92.75	0.33	1.56
		5795	0.65	0.70	92.86	0.32	1.54
11AC20SISO	Ant1	5745	1.31	1.35	97.04	0.13	0.76
		5785	1.32	1.36	97.06	0.13	0.76
		5825	1.32	1.36	97.06	0.13	0.76
11AC40SISO	Ant1	5755	0.65	0.69	94.20	0.26	1.54
		5795	0.65	0.70	92.86	0.32	1.54
11AC80SISO	Ant1	5775	0.33	0.37	89.19	0.50	3.03

Test Graphs

11A_Ant1_5745

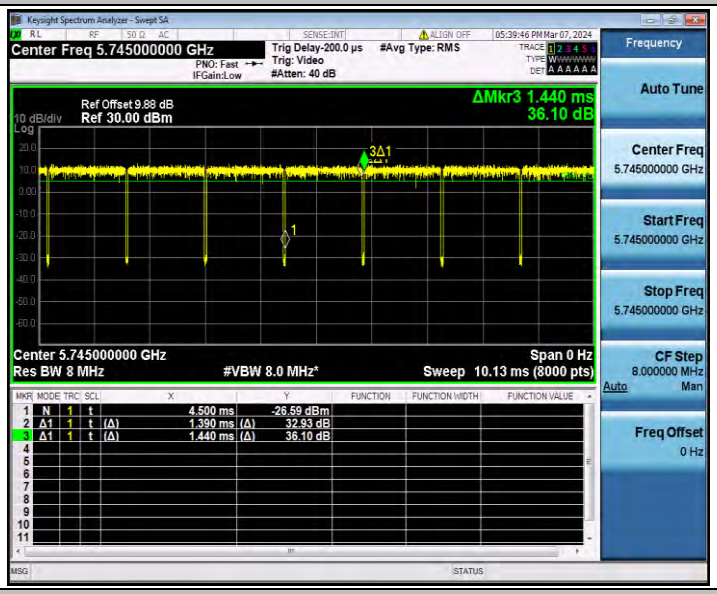

11A_Ant1_5785

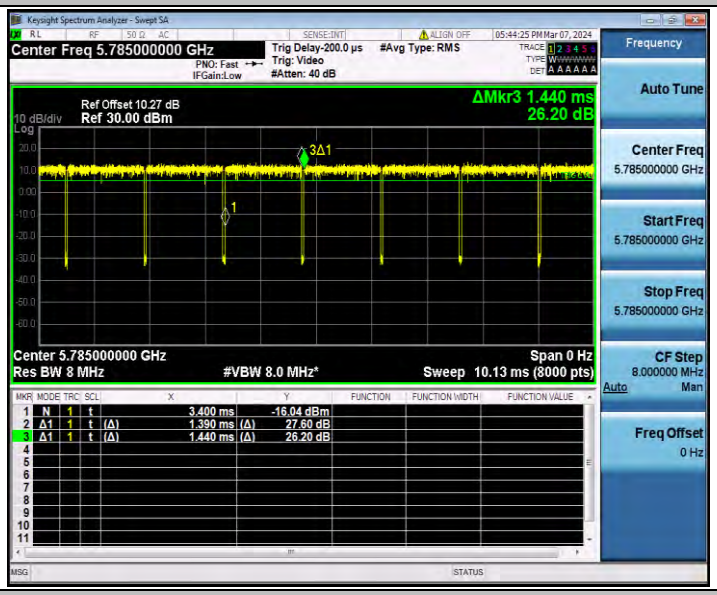

11A_Ant1_5825

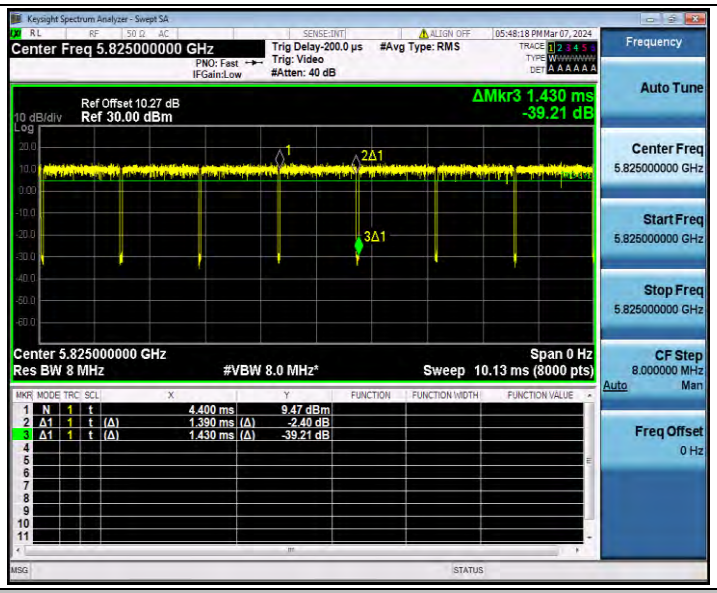

11N20SISO_Ant1_5745

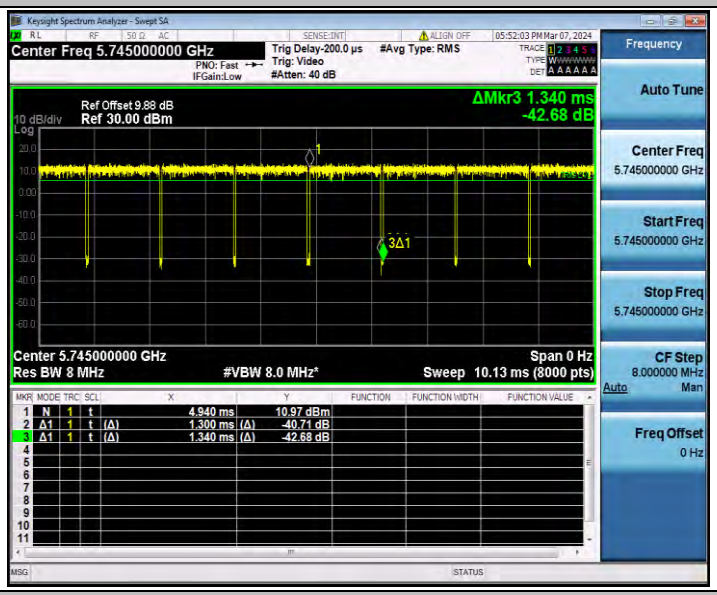

11N20SISO_Ant1_5785

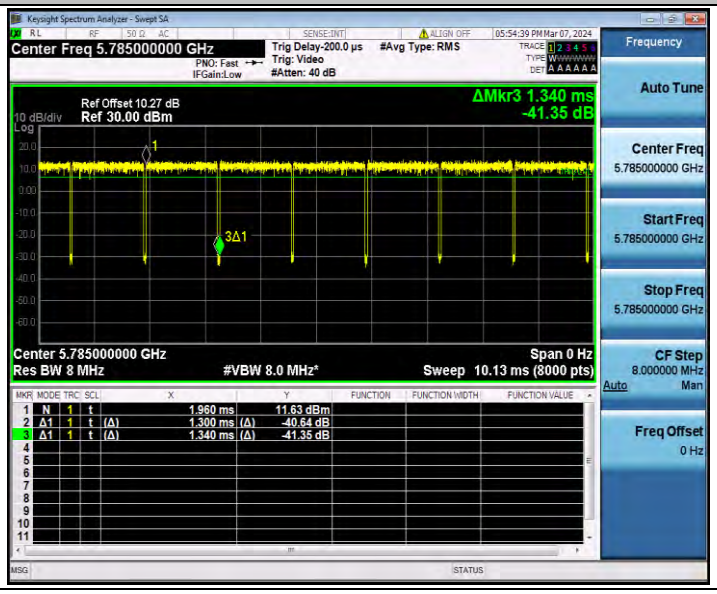

11N20SISO_Ant1_5825
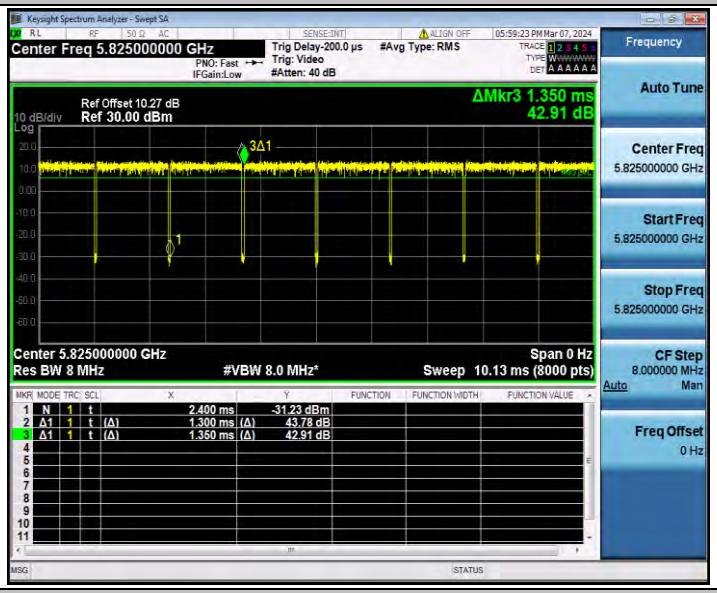
11N40SISO_Ant1_5755
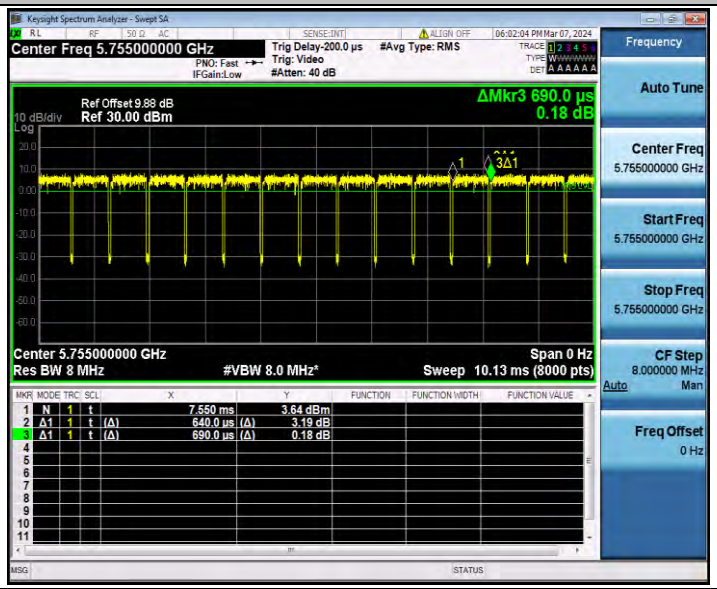
11N40SISO_Ant1_5795

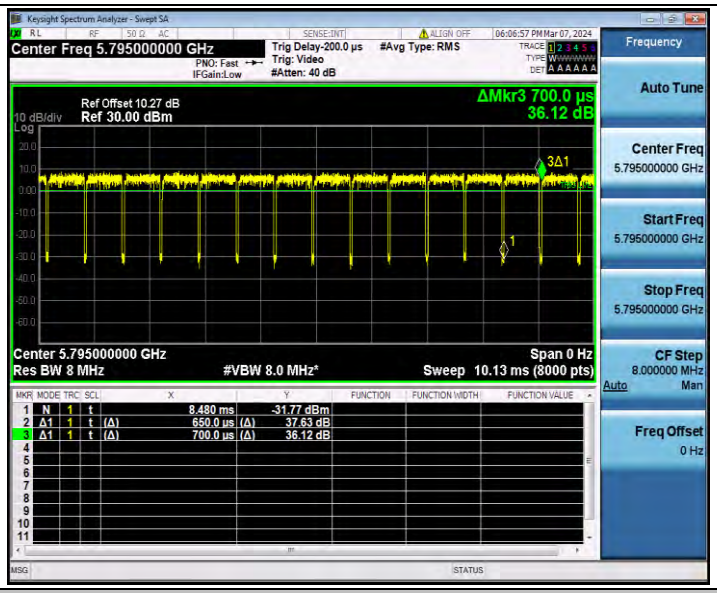

11AC20SISO_Ant1_5745

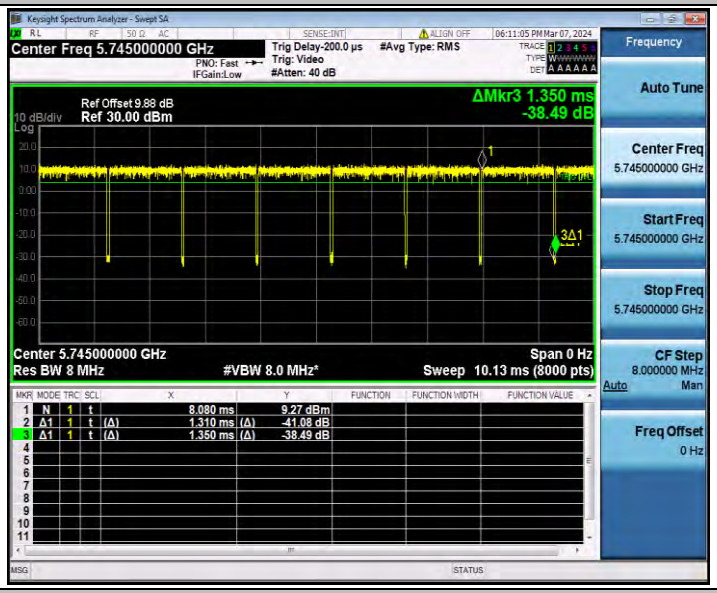

11AC20SISO_Ant1_5785

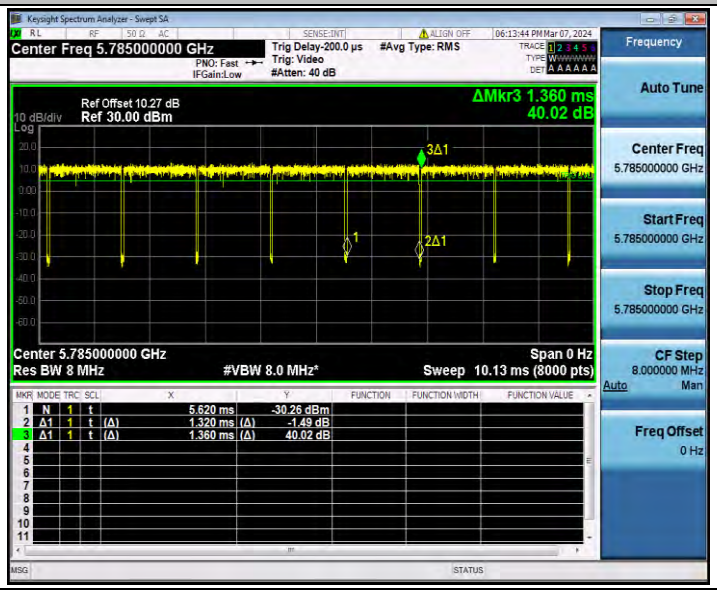

11AC20SISO_Ant1_5825

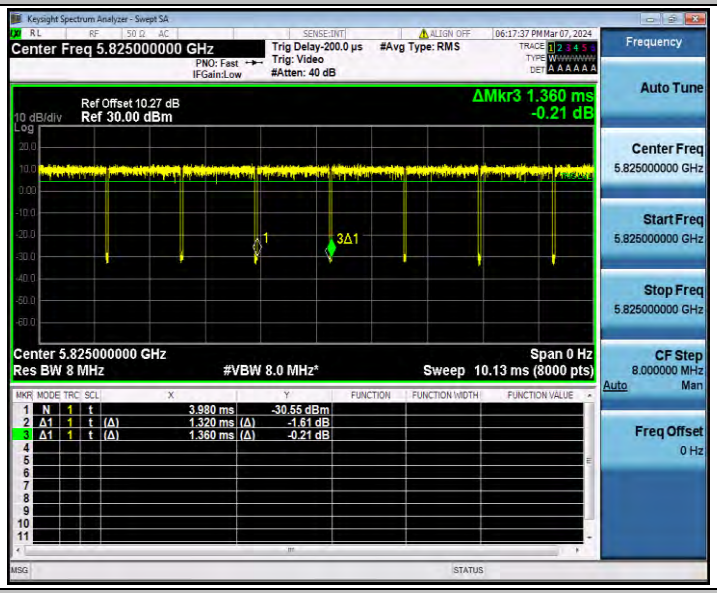

11AC40SISO_Ant1_5755

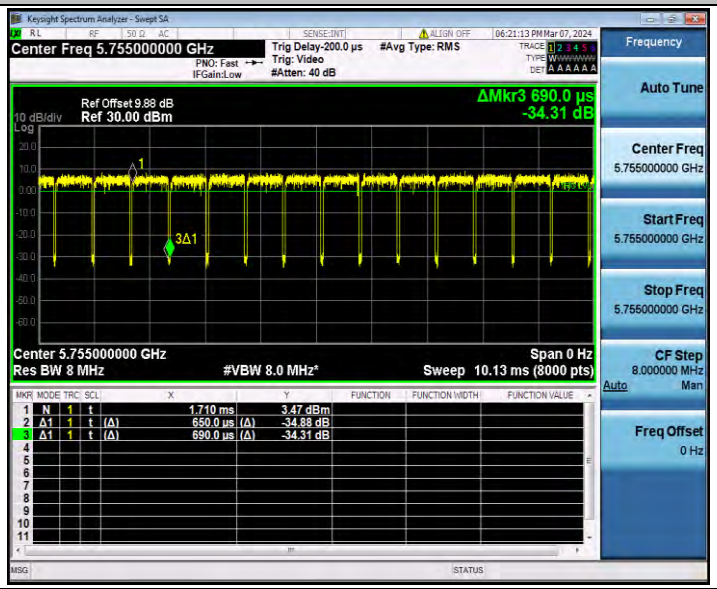

11AC40SISO_Ant1_5795

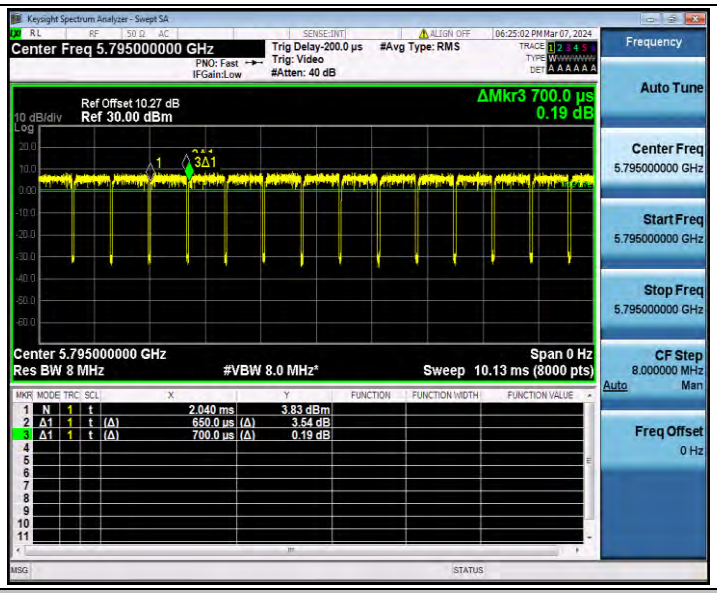

11AC80SISO_Ant1_5775

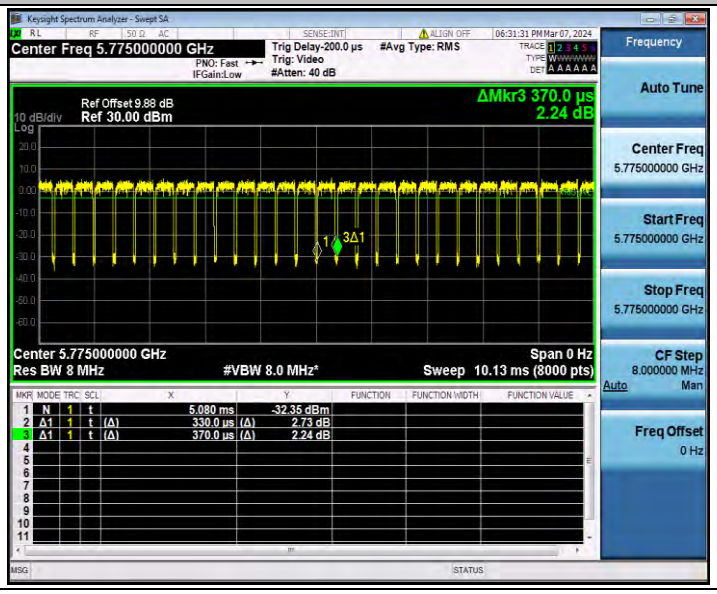

Appendix C.4: Maximum conducted output power

Test Result Channel Power

Test Mode	Antenna	Freq(MHz)	Channel Powert [dBm]	Duty Cycle [%]	DC Factor [dBm]	Result [dBm]	Limit [dBm]	Verdict
11A	Ant1	5745	12.26	96.53	0.15	12.41	≤30.00	PASS
		5785	12.75	96.53	0.15	12.90	≤30.00	PASS
		5825	12.51	97.20	0.12	12.63	≤30.00	PASS
11N20SISO	Ant1	5745	13.41	97.01	0.13	13.54	≤30.00	PASS
		5785	13.98	97.01	0.13	14.11	≤30.00	PASS
		5825	13.88	96.30	0.16	14.04	≤30.00	PASS
11N40SISO	Ant1	5755	10.39	92.75	0.33	10.72	≤30.00	PASS
		5795	11.02	92.86	0.32	11.34	≤30.00	PASS
11AC20SISO	Ant1	5745	11.80	97.04	0.13	11.93	≤30.00	PASS
		5785	12.30	97.06	0.13	12.43	≤30.00	PASS
		5825	12.21	97.06	0.13	12.34	≤30.00	PASS
11AC40SISO	Ant1	5755	10.49	94.20	0.26	10.75	≤30.00	PASS
		5795	10.97	92.86	0.32	11.29	≤30.00	PASS
11AC80SISO	Ant1	5775	10.68	89.19	0.50	11.18	≤30.00	PASS

Note：

1. The Duty Cycle Factor is compensated in the graph.
2. The Duty Cycle Factor and RBW Factor is compensated in the data.

Appendix C.5: Maximum power spectral density

Test Result

TestMode	Antenna	Freq(MHz)	Result [dBm/MHz]	Limit[dBm/MHz]	Verdict
11A	Ant1	5745	-0.86	≤30.00	PASS
		5785	0.01	≤30.00	PASS
		5825	-0.52	≤30.00	PASS
11N20SISO	Ant1	5745	0.24	≤30.00	PASS
		5785	0.78	≤30.00	PASS
		5825	0.83	≤30.00	PASS
11N40SISO	Ant1	5755	-5.51	≤30.00	PASS
		5795	-4.92	≤30.00	PASS
11AC20SISO	Ant1	5745	-1.33	≤30.00	PASS
		5785	-0.71	≤30.00	PASS
		5825	-0.94	≤30.00	PASS
11AC40SISO	Ant1	5755	-5.46	≤30.00	PASS
		5795	-4.96	≤30.00	PASS
11AC80SISO	Ant1	5775	-8.21	≤30.00	PASS

Note：1.The Result and Limit Unit is dBm/500 kHz in the band 5.725–5.85 GHz.
2.The Duty Cycle Factor and RBW Factor is compensated in the graph.

Test Graphs

11A_Ant1_5745

11A_Ant1_5785

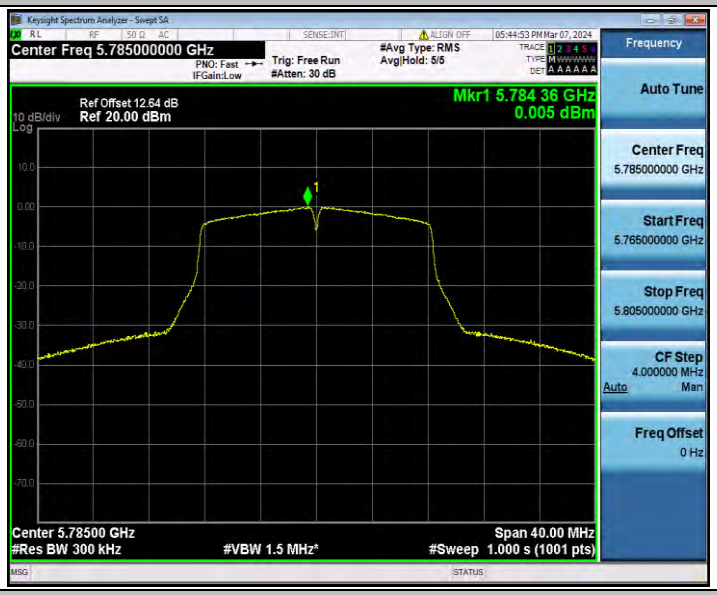

11A_Ant1_5825

11N20SISO_Ant1_5745

11N20SISO_Ant1_5785

11N20SISO_Ant1_5825

11N40SISO_Ant1_5755

11N40SISO_Ant1_5795

11AC20SISO_Ant1_5745

11AC20SISO_Ant1_5785

11AC20SISO_Ant1_5825

11AC40SISO_Ant1_5755

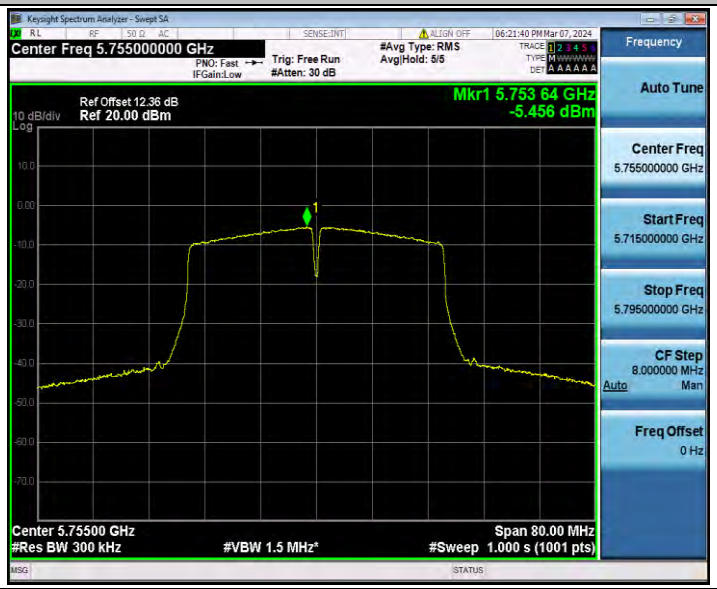

11AC40SISO_Ant1_5795

11AC80SISO_Ant1_5775

Appendix C.6: Band edge measurements

Test Result B4

TestMode	Antenna	ChName	Freq(MHz)	FreqRange [MHz]	Result [dBm]	Limit [dBm]	Verdict
11A	Ant1	Low	5745	5650~5700	-39.02	≤-26.96	PASS
				5700~5720	-29.48	≤15.56	PASS
				5720~5725	-27.09	≤18.96	PASS
				5760~5650	-38.37	≤-27	PASS
		High	5825	5850~5855	-31.39	≤17.57	PASS
				5855~5875	-32.25	≤14.63	PASS
				5875~5925	-39.32	≤-26.81	PASS
				5925~5935	-38.36	≤-27	PASS
11N20SISO	Ant1	Low	5745	5650~5700	-39.45	≤-26.96	PASS
				5700~5720	-24.24	≤15.56	PASS
				5720~5725	-24.13	≤16.87	PASS
				5760~5650	-38.74	≤-27	PASS
		High	5825	5850~5855	-30.06	≤16.03	PASS
				5855~5875	-29.53	≤15.09	PASS
				5875~5925	-38.14	≤-25.41	PASS
				5925~5935	-37.29	≤-27	PASS
11N40SISO	Ant1	Low	5755	5650~5700	-39.93	≤-26.90	PASS
				5700~5720	-22.87	≤15.39	PASS
				5720~5725	-22.1	≤16.04	PASS
				5780~5650	-39.06	≤-27	PASS
		High	5795	5850~5855	-36.59	≤15.66	PASS
				5855~5875	-37.85	≤10.06	PASS
				5875~5925	-39.12	≤-26.59	PASS
				5925~5935	-38.17	≤-27	PASS
11AC20SISO	Ant1	Low	5745	5650~5700	-39.75	≤-26.70	PASS
				5700~5720	-27.55	≤15.50	PASS
				5720~5725	-26.38	≤17.13	PASS
				5760~5650	-39.76	≤-27	PASS
		High	5825	5850~5855	-29.25	≤18.19	PASS
				5855~5875	-32.04	≤13.69	PASS
				5875~5925	-37.17	≤-25.31	PASS
				5925~5935	-37.86	≤-27	PASS
11AC40SISO	Ant1	Low	5755	5650~5700	-38.77	≤-25.80	PASS
				5700~5720	-28.15	≤14.33	PASS
				5720~5725	-28.43	≤16.04	PASS
				5780~5650	-39.23	≤-27	PASS

		High	5795	5850~5855	-37.07	≤17.16	PASS
				5855~5875	-37.31	≤11.03	PASS
				5875~5925	-39.33	≤-26.83	PASS
				5925~5935	-38.39	≤-27	PASS
11AC80S ISO	Ant1	Low	5775	5650~5700	-39.94	≤-26.91	PASS
				5700~5720	-26.37	≤12.26	PASS
				5720~5725	-26.82	≤15.65	PASS
				5800~5650	-37.05	≤-27	PASS
		High	5775	5850~5855	-32.91	≤16.68	PASS
				5855~5875	-31.07	≤11.59	PASS
				5875~5925	-39.71	≤-26.87	PASS
				5925~5935	-37.6	≤-27	PASS

Test Graphs B4

11A_Ant1_Low_5745

11A_Ant1_High_5825

11N20SISO_Ant1_Low_5745

11N20SISO_Ant1_High_5825

11N40SISO_Ant1_Low_5755

11N40SISO_Ant1_High_5795

11AC20SISO_Ant1_Low_5745

11AC20SISO_Ant1_High_5825

11AC40SISO_Ant1_Low_5755

11AC40SISO_Ant1_High_5795

11AC80SISO_Ant1_Low_5775
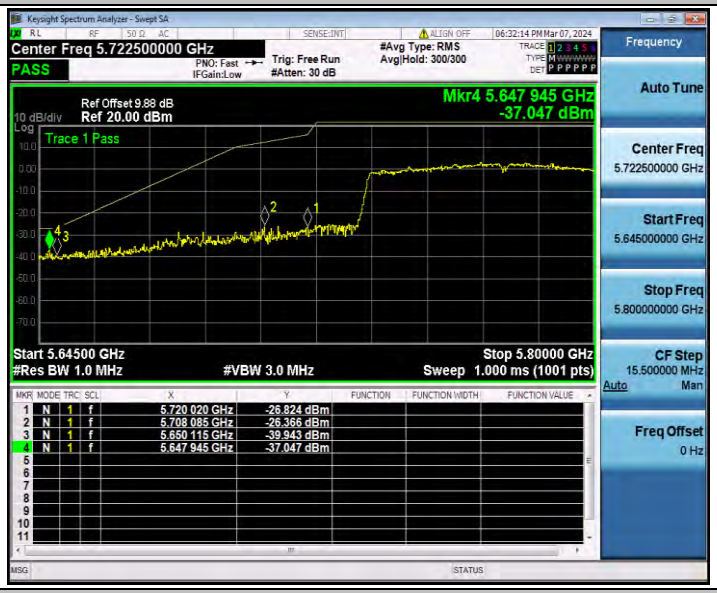

11AC80SISO_Ant1_High_5775

Appendix C.7: Conducted Spurious Emission

Test Result

TestMode	Antenna	Freq(MHz)	FreqRange [MHz]	Max. Fre [MHz]	Max. Level [dBm]	Limit [dBm]	Verdict
11A	Ant1	5745	30~5650	5359.07	-40.33	≤-27	PASS
			5925~40000	26811.03	-31.83	≤-27	PASS
		5785	30~5650	5402.53	-39	≤-27	PASS
			5925~40000	24269.38	-30.12	≤-27	PASS
		5825	30~5650	5475.22	-40.1	≤-27	PASS
			5925~40000	24239.18	-30.46	≤-27	PASS
11N20SISO	Ant1	5745	30~5650	5544.34	-39.23	≤-27	PASS
			5925~40000	23573.21	-31.54	≤-27	PASS
		5785	30~5650	5478.59	-39.68	≤-27	PASS
			5925~40000	24240.58	-31.45	≤-27	PASS
		5825	30~5650	5563.26	-39.87	≤-27	PASS
			5925~40000	26618.54	-32.03	≤-27	PASS
11N40SISO	Ant1	5755	30~5650	4969.61	-39.01	≤-27	PASS
			5925~40000	24860.19	-32.25	≤-27	PASS
		5795	30~5650	5431.38	-39.83	≤-27	PASS
			5925~40000	24851.76	-31.59	≤-27	PASS
11AC20SISO	Ant1	5745	30~5650	5037.79	-40.61	≤-27	PASS
			5925~40000	26582.01	-31.6	≤-27	PASS
		5785	30~5650	5453.67	-39.21	≤-27	PASS
			5925~40000	24317.86	-30.84	≤-27	PASS
		5825	30~5650	5437.94	-39.79	≤-27	PASS
			5925~40000	26029.15	-31.68	≤-27	PASS
11AC40SISO	Ant1	5755	30~5650	2635.06	-39.57	≤-27	PASS
			5925~40000	23509.98	-31.07	≤-27	PASS
		5795	30~5650	4977.1	-39.73	≤-27	PASS
			5925~40000	26966.98	-31.84	≤-27	PASS
11AC80SISO	Ant1	5775	30~5650	5570.38	-40.67	≤-27	PASS
			5925~40000	26523.71	-32.33	≤-27	PASS

Test Graphs

11A_Ant1_5745_30~5650

11A_Ant1_5745_5925~40000

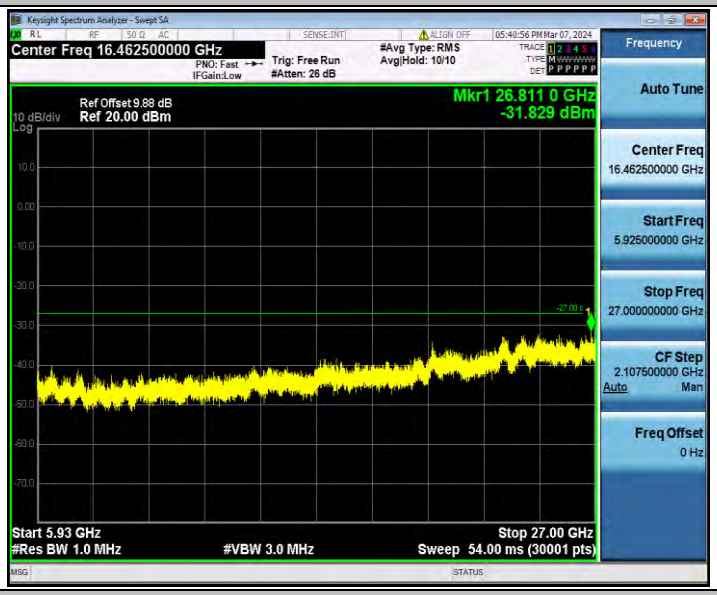

11A_Ant1_5785_30~5650

11A_Ant1_5785_5925~40000

11A_Ant1_5825_30~5650

11A_Ant1_5825_5925~40000

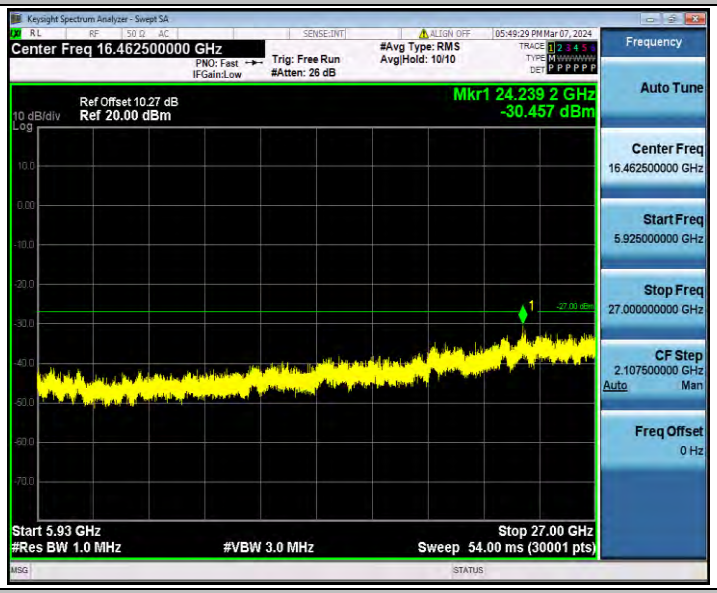

11N20SISO_Ant1_5745_30~5650

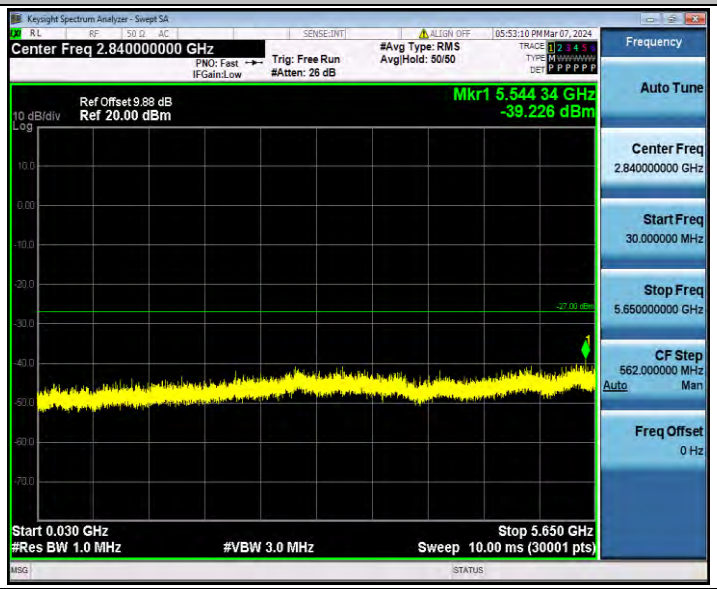

11N20SISO_Ant1_5745_5925~40000

11N20SISO_Ant1_5785_30~5650

11N20SISO_Ant1_5785_5925~40000

11N20SISO_Ant1_5825_30~5650

11N20SISO_Ant1_5825_5925~40000

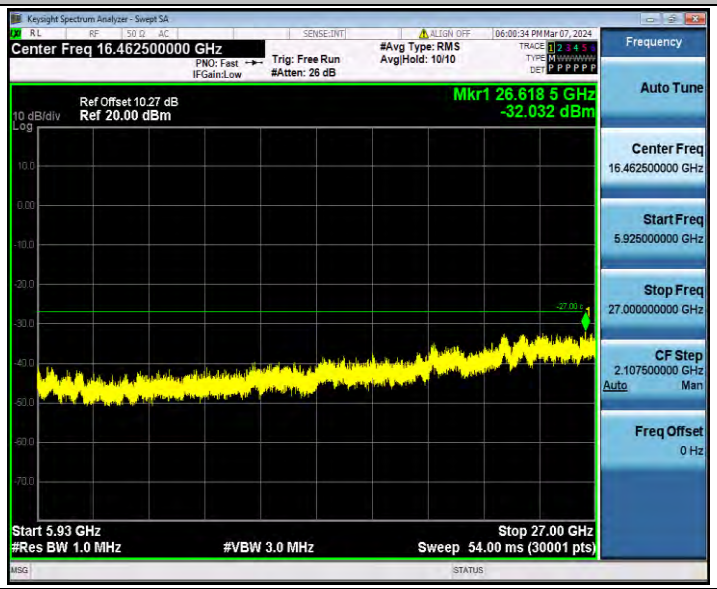

11N40SISO_Ant1_5755_30~5650

11N40SISO_Ant1_5755_5925~40000

11N40SISO_Ant1_5795_30~5650

11N40SISO_Ant1_5795_5925~40000

11AC20SISO_Ant1_5745_30~5650

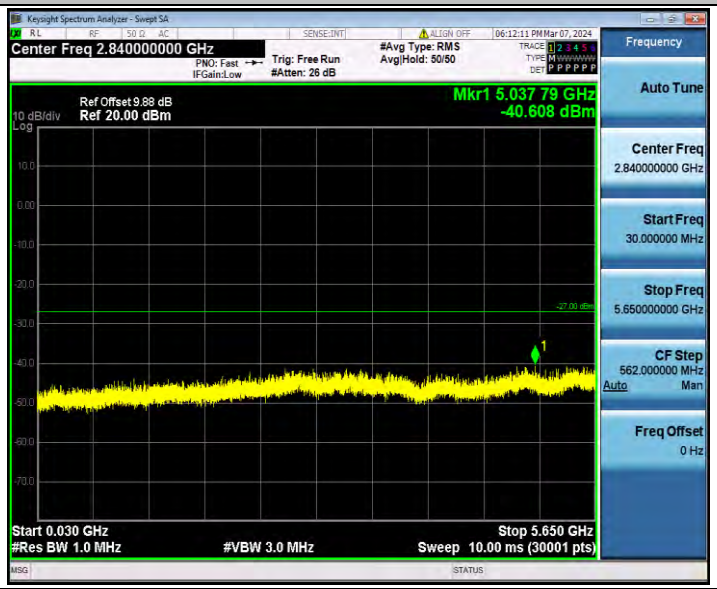

11AC20SISO_Ant1_5745_5925~40000

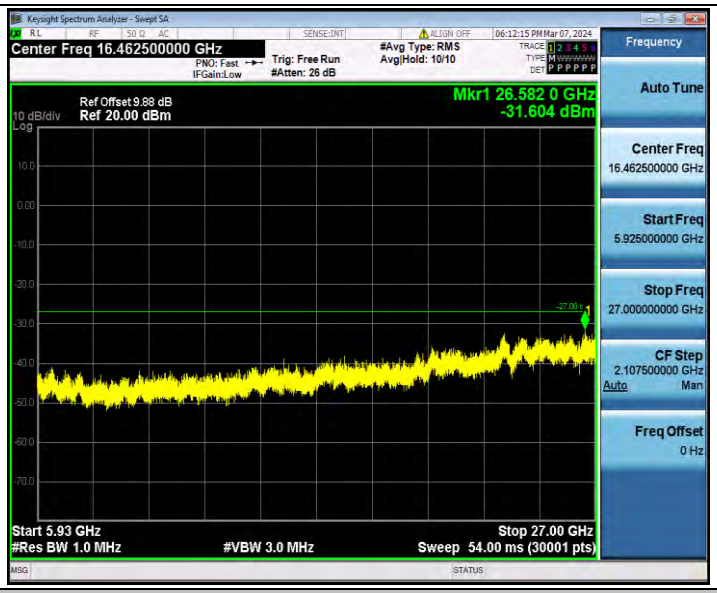

11AC20SISO_Ant1_5785_30~5650

11AC20SISO_Ant1_5785_5925~40000

11AC20SISO_Ant1_5825_30~5650

11AC20SISO_Ant1_5825_5925~40000

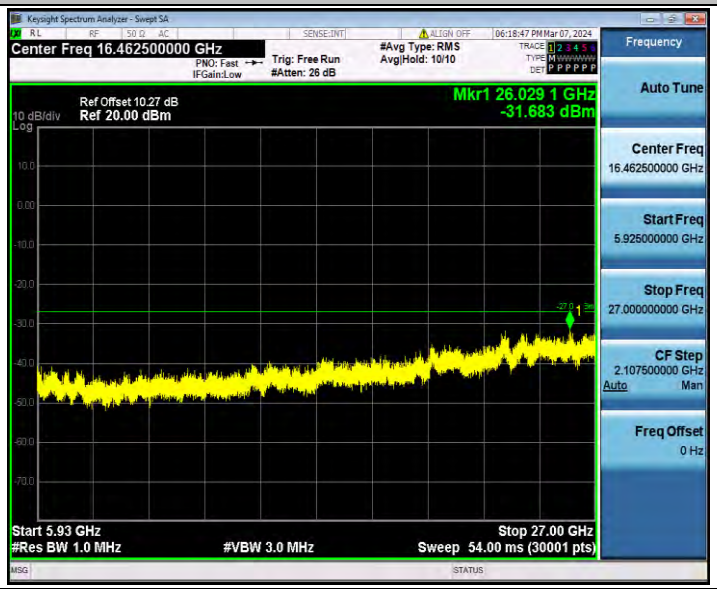

11AC40SISO_Ant1_5755_30~5650

11AC40SISO_Ant1_5755_5925~40000

11AC40SISO_Ant1_5795_30~5650

11AC40SISO_Ant1_5795_5925~40000

11AC80SISO_Ant1_5775_30~5650

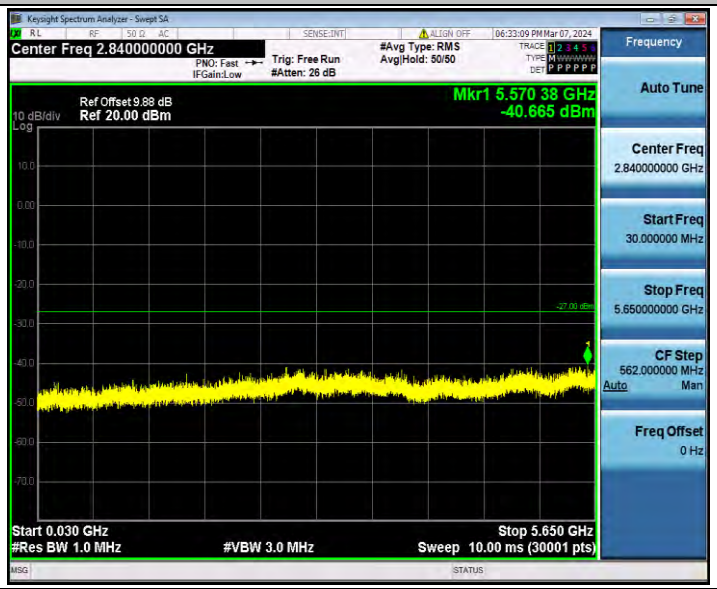

11AC80SISO_Ant1_5775_5925~40000

Keysight Spectrum Analyzer - Swept SA
Center Freq 16.462500000 GHz
PNO: Fast
IFGain:Low
Trig: Free Run
#Atten: 26 dB
#Avg Type: RMS
Avg|Hold: 10/10
06:33:13 PM Mar 07, 2024
Ref Offset 9.88 dB
10 dB/div
Ref 20.00 dBm
Log
Mkr1 26.523 7 GHz
-32.332 dBm
Start 5.93 GHz
#Res BW 1.0 MHz
#VBW 3.0 MHz
Stop 27.00 GHz
Sweep 54.00 ms (30001 pts)
Frequency
Auto Tune
Center Freq
16.462500000 GHz
Start Freq
5.925000000 GHz
Stop Freq
27.000000000 GHz
CF Step
2.107500000 GHz
Auto
Man
Freq Offset
0 Hz

Appendix C.8: Emissions in Restricted Bands

Test Result

TestMode	Antenna	ChName	Freq(MHz)	Detector	Freq [MHz]	Result [dBm]	Limit [dBm]	Result [dBuV/m]	Limit [dBuV/m]	Verdict
11A	Ant1	Low	5745	Peak	5650.000	-39.475	≤-27.00	---	---	PASS
				Peak	5700.000	-38.9	≤10.00	---	---	PASS
				Peak	5720.000	-29.9	≤15.60	---	---	PASS
				Peak	5725.000	-25.24	≤27.00	- --	- --	PASS
		High	5825	Peak	5850.000	-30.548	≤27.00	---	---	PASS
				Peak	5855.000	-34.44	≤15.60	---	---	PASS
				Peak	5875.000	-36.81	≤10.00	---	---	PASS
				Peak	5925.000	-39.94	≤-27.00	- --	- --	PASS
11N20SISO	Ant1	Low	5745	Peak	5650.000	-40.089	≤-27.00	---	---	PASS
				Peak	5700.000	-39.23	≤10.00	---	---	PASS
				Peak	5720.000	-28.51	≤15.60	---	---	PASS
				Peak	5725.000	-22.17	≤27.00	- --	- --	PASS
		High	5825	Peak	5850.000	-27.95	≤27.00	---	---	PASS
				Peak	5855.000	-29.5	≤15.60	---	---	PASS
				Peak	5875.000	-38.78	≤10.00	---	---	PASS
				Peak	5925.000	-38.73	≤-27.00	- --	- --	PASS
11N40SISO	Ant1	Low	5755	Peak	5650.000	-37.946	≤-27.00	---	---	PASS
				Peak	5700.000	-34.4	≤10.00	---	---	PASS
				Peak	5720.000	-25.62	≤15.60	---	---	PASS
				Peak	5725.000	-27.42	≤27.00	- --	- --	PASS
		High	5795	Peak	5850.000	-35.303	≤27.00	---	---	PASS
				Peak	5855.000	-38.03	≤15.60	---	---	PASS
				Peak	5875.000	-38.54	≤10.00	---	---	PASS
				Peak	5925.000	-40.75	≤-27.00	- --	- --	PASS
11AC20SISO	Ant1	Low	5745	Peak	5650.000	-38.746	≤-27.00	---	---	PASS
				Peak	5700.000	-37.56	≤10.00	---	---	PASS
				Peak	5720.000	-29.82	≤15.60	---	---	PASS
				Peak	5725.000	-25.86	≤27.00	- --	- --	PASS
		High	5825	Peak	5850.000	-29.11	≤27.00	---	---	PASS
				Peak	5855.000	-32.68	≤15.60	---	---	PASS

				Peak	5875.000	-37.39	≤10.00	---	---	PASS
				Peak	5925.000	-38.74	≤-27.00	- --	- --	PASS
11AC40SISO	Ant1	Low	5755	Peak	5650.000	-40.15	≤-27.00	---	---	PASS
				Peak	5700.000	-36.82	≤10.00	---	---	PASS
				Peak	5720.000	-27.54	≤15.60	---	---	PASS
				Peak	5725.000	-24.35	≤27.00	- --	- --	PASS
		High	5795	Peak	5850.000	-38.001	≤27.00	---	---	PASS
				Peak	5855.000	-38.09	≤15.60	---	---	PASS
				Peak	5875.000	-38.13	≤10.00	---	---	PASS
				Peak	5925.000	-37.85	≤-27.00	- --	- --	PASS
11AC80SISO	Ant1	Low	5775	Peak	5650.000	-39.468	≤-27.00	---	---	PASS
				Peak	5700.000	-30.85	≤10.00	---	---	PASS
				Peak	5720.000	-29.07	≤15.60	---	---	PASS
				Peak	5725.000	-29.23	≤27.00	- --	- --	PASS
		High	5775	Peak	5850.000	-32.586	≤27.00	---	---	PASS
				Peak	5855.000	-33.02	≤15.60	---	---	PASS
				Peak	5875.000	-37.97	≤10.00	---	---	PASS
				Peak	5925.000	-39.13	≤-27.00	- --	- --	PASS

Note：

1. The Antenna Gain is compensated in the graph.
2. The Duty Cycle Factor and RBW Factor is compensated in the graph.
3. For transmitters operating in 5150-5350 GHz band and 5470-5725 GHz band: The limit in dBm for average detector is conversion from 54dBuV/m, according to 15.209(a). The limit in dBm for peak detector is 20dB above the limit of average detector in dBm.

Test Graphs

11A_Ant1_Low_5745_Peak

11A_Ant1_High_5825_Peak

11N20SISO_Ant1_Low_5745_Peak

11N20SISO_Ant1_High_5825_Peak

11N40SISO_Ant1_Low_5755_Peak

11N40SISO_Ant1_High_5795_Peak

11AC20SISO_Ant1_Low_5745_Peak

11AC20SISO_Ant1_High_5825_Peak

11AC40SISO_Ant1_Low_5755_Peak

11AC40SISO_Ant1_High_5795_Peak

11AC80SISO_Ant1_Low_5775_Peak
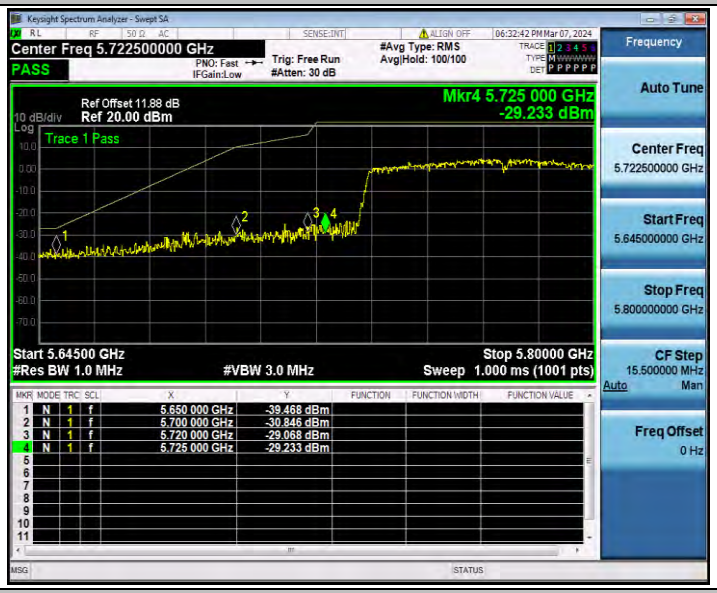

11AC80SISO_Ant1_High_5775_Peak