Case No. : CTA24072400802	
Ambient Condition: 22 ℃, 53 %RH, **According Standard:** ■Part15C	
Test Date: 2024.8.14	**Test Engineer:** Lushan Kong

Appendix B.1: DTS Bandwidth

Test Result

TestMode	Antenna	Frequency[MHz]	DTS BW [MHz]	FL[MHz]	FH[MHz]	Limit[MHz]	Verdict
11B	Ant1	2412	8.520	2407.960	2416.480	0.5	PASS
		2437	9.120	2432.440	2441.560	0.5	PASS
		2462	9.000	2457.520	2466.520	0.5	PASS
11G	Ant1	2412	16.400	2403.800	2420.200	0.5	PASS
		2437	16.400	2428.800	2445.200	0.5	PASS
		2462	16.320	2453.840	2470.160	0.5	PASS
11N20SISO	Ant1	2412	15.200	2404.480	2419.680	0.5	PASS
		2437	17.120	2428.440	2445.560	0.5	PASS
		2462	16.920	2453.480	2470.400	0.5	PASS
11N40SISO	Ant1	2422	28.800	2408.160	2436.960	0.5	PASS
		2437	27.840	2424.200	2452.040	0.5	PASS
		2452	26.400	2439.440	2465.840	0.5	PASS
11AX20SISO	Ant1	2412	17.080	2403.520	2420.600	0.5	PASS
		2437	17.840	2428.160	2446.000	0.5	PASS
		2462	16.640	2453.800	2470.440	0.5	PASS

Test Graphs

11B_Ant1_2412

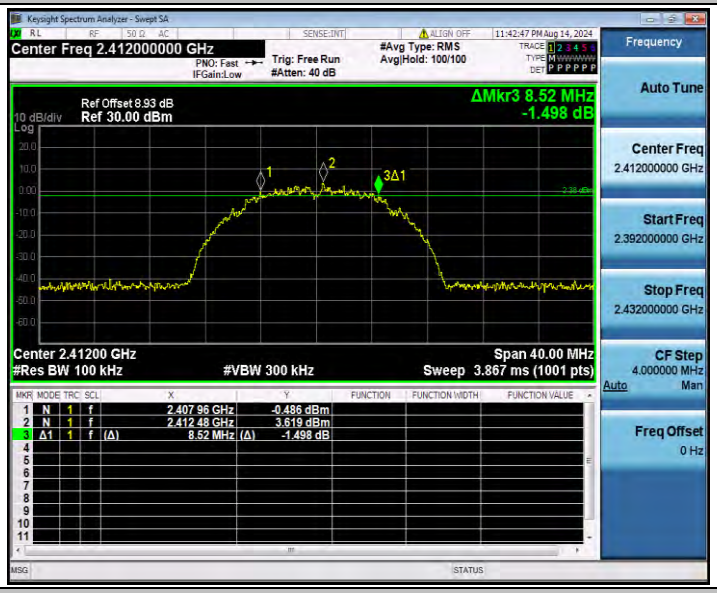

11B_Ant1_2437

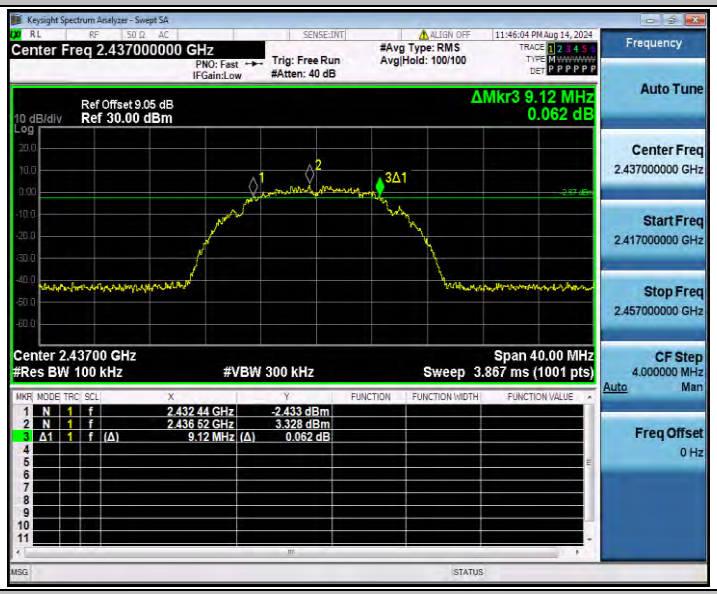

11B_Ant1_2462

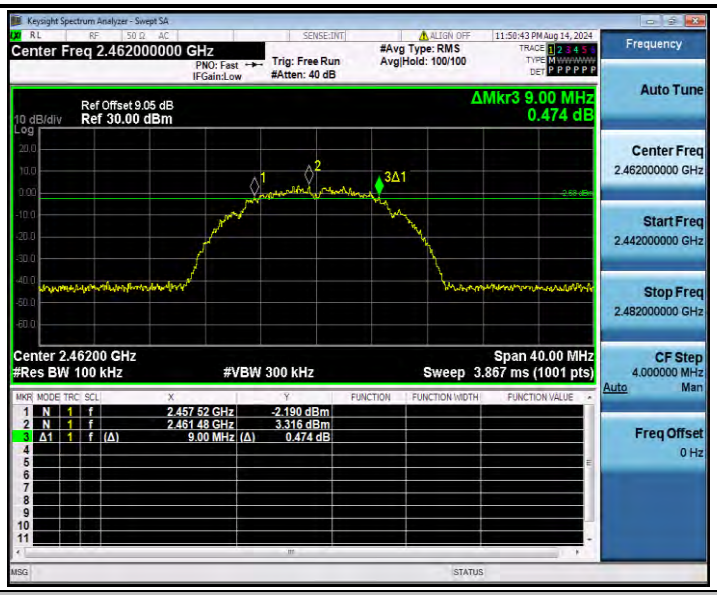

11G_Ant1_2412

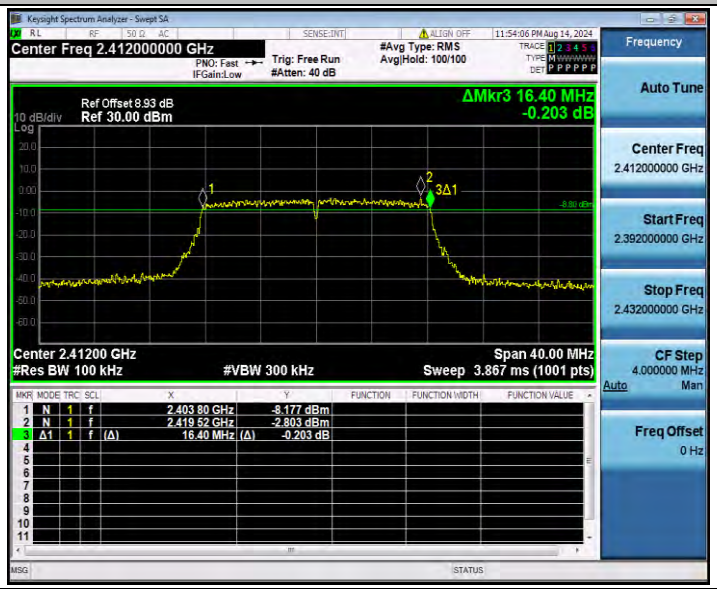

11G_Ant1_2437

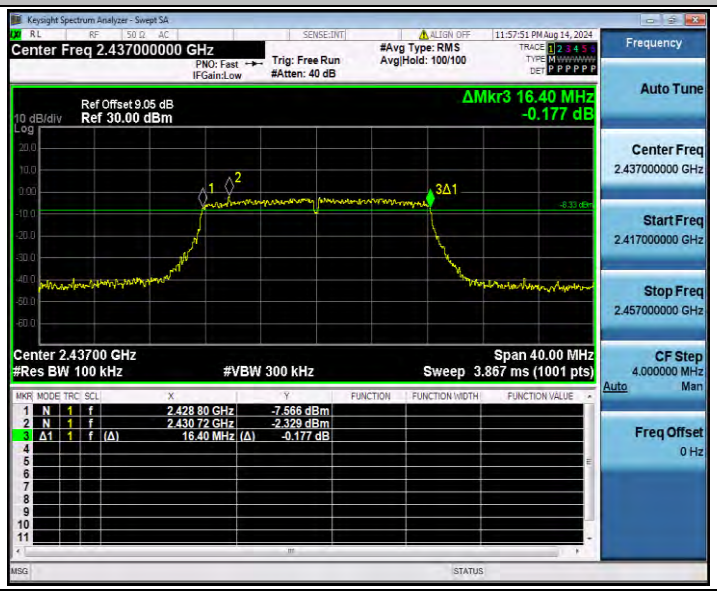

11G_Ant1_2462

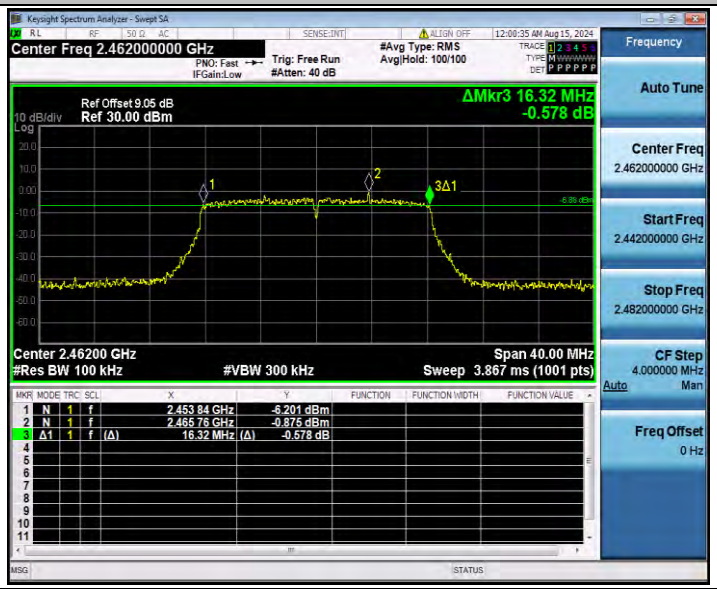

11N20SISO_Ant1_2412

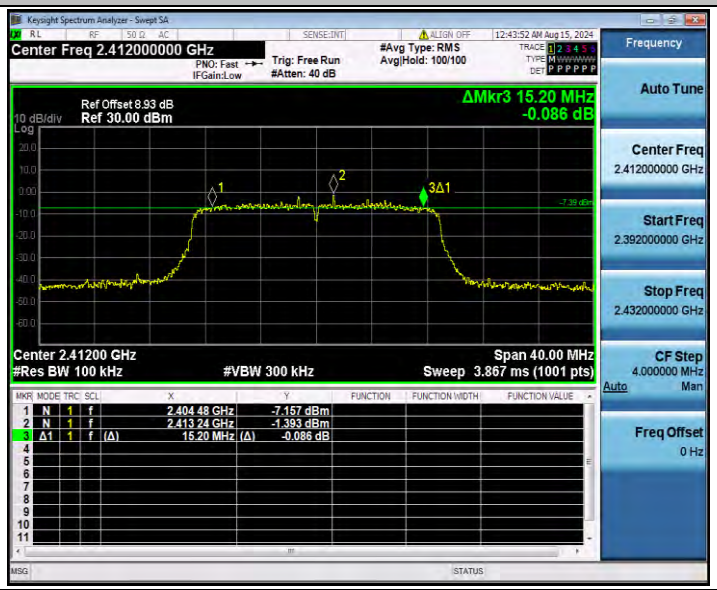

11N20SISO_Ant1_2437

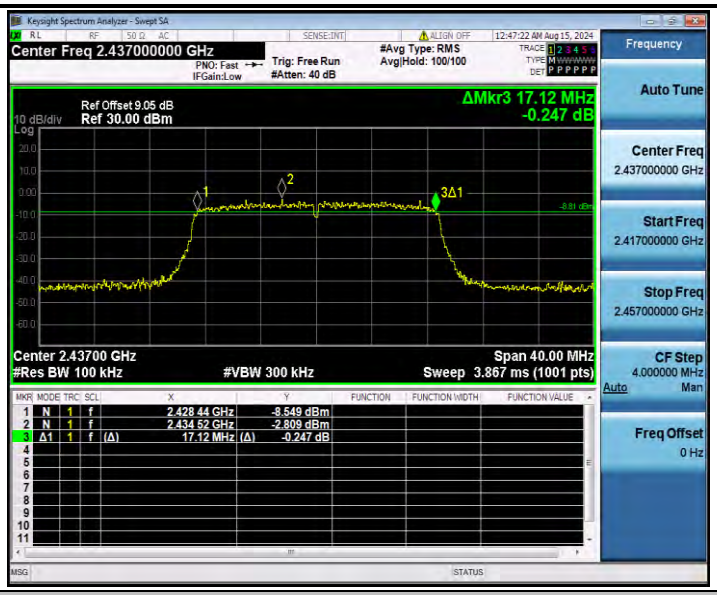

11N20SISO_Ant1_2462

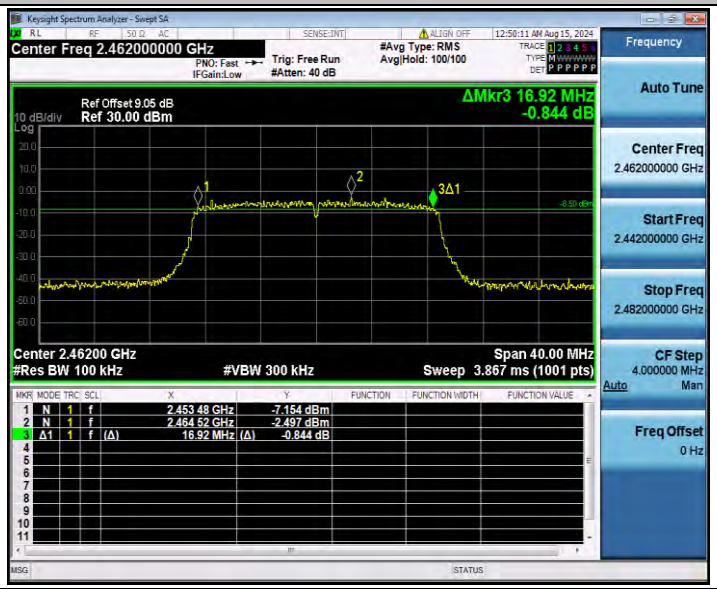

11N40SISO_Ant1_2422

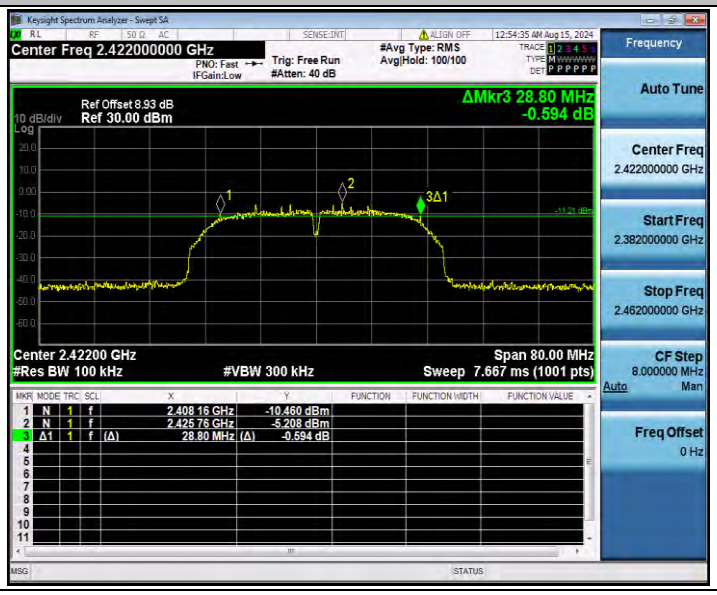

11N40SISO_Ant1_2437

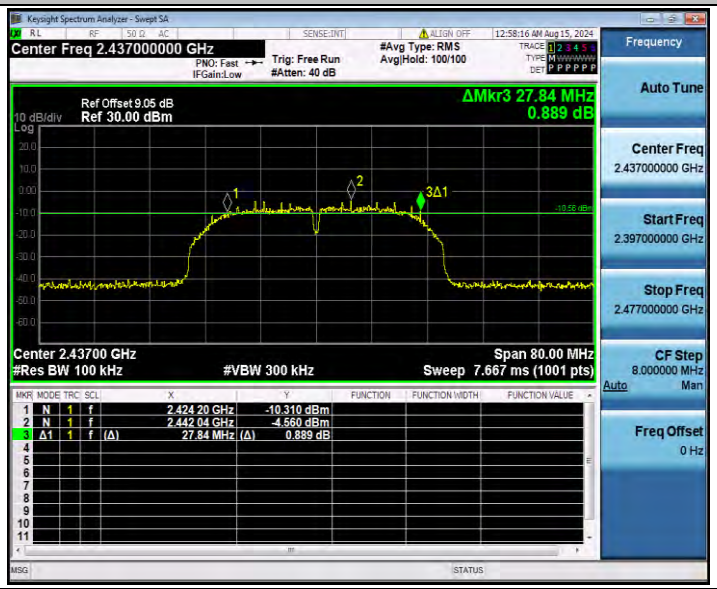

11N40SISO_Ant1_2452

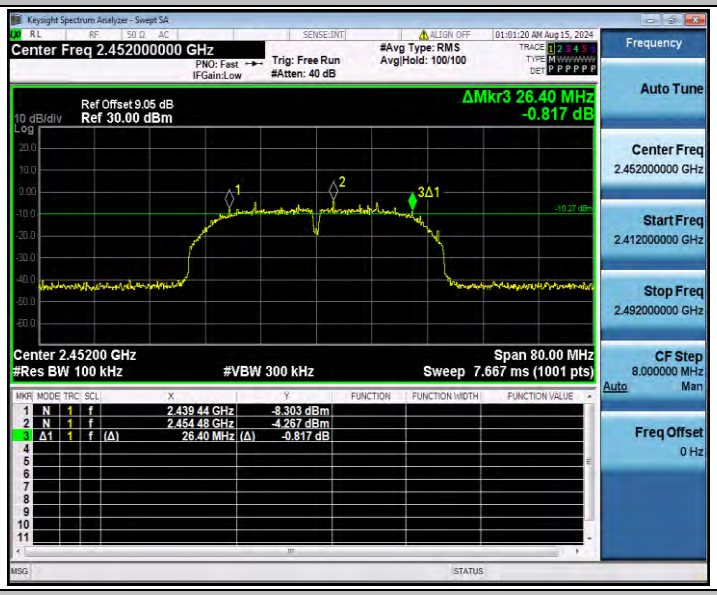

11AX20SISO_Ant1_2412

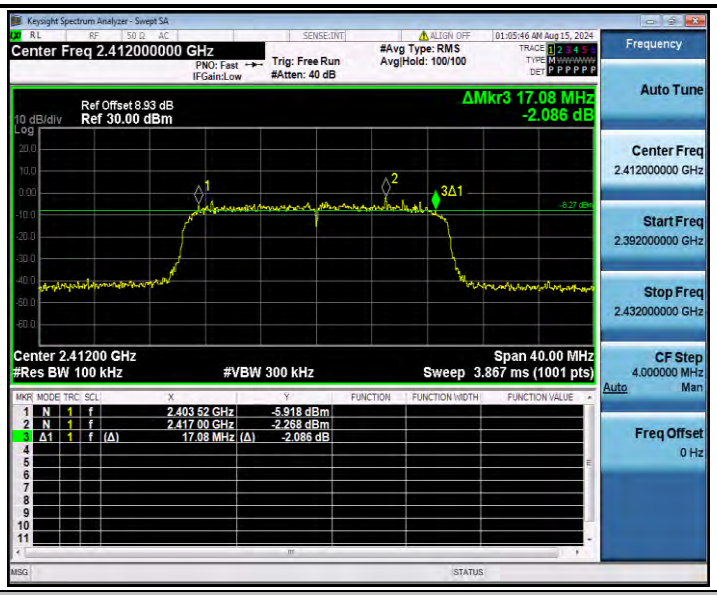

11AX20SISO_Ant1_2437

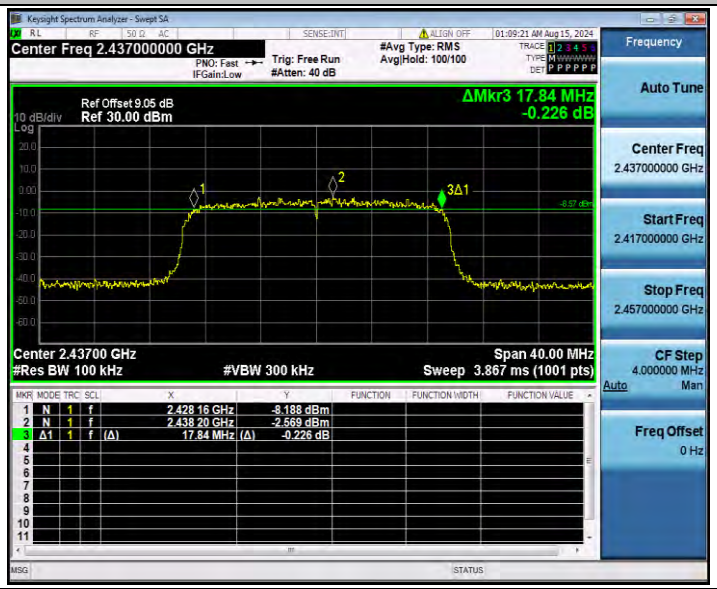

11AX20SISO_Ant1_2462

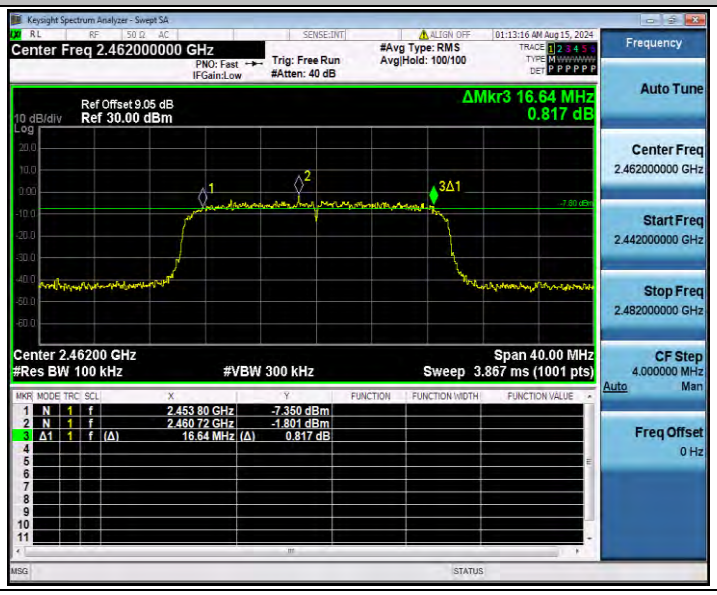

Appendix B.2: Occupied Channel Bandwidth

Test Result

TestMode	Antenna	Channel Frequency[MHz]	OCB [MHz]	FL[MHz]	FH[MHz]	Limit[MHz]	Verdict
11B	Ant1	2412	12.841	2405.5570	2418.3980	---	---
		2437	12.804	2430.6243	2443.4283	---	---
		2462	12.829	2455.5556	2468.3846	---	---
11G	Ant1	2412	16.659	2403.6365	2420.2955	---	---
		2437	16.596	2428.7340	2445.3300	---	---
		2462	16.657	2453.6596	2470.3166	---	---
11N20SISO	Ant1	2412	17.547	2403.2250	2420.7720	---	---
		2437	17.482	2428.2907	2445.7727	---	---
		2462	17.518	2453.2565	2470.7745	---	---
11N40SISO	Ant1	2422	32.643	2405.8144	2438.4574	---	---
		2437	32.491	2420.9225	2453.4135	---	---
		2452	32.488	2435.8603	2468.3483	---	---
11AX20SISO	Ant1	2412	18.413	2402.8250	2421.2380	---	---
		2437	18.373	2427.8323	2446.2053	---	---
		2462	18.454	2452.8079	2471.2619	---	---

Test Graphs

11B_Ant1_2412

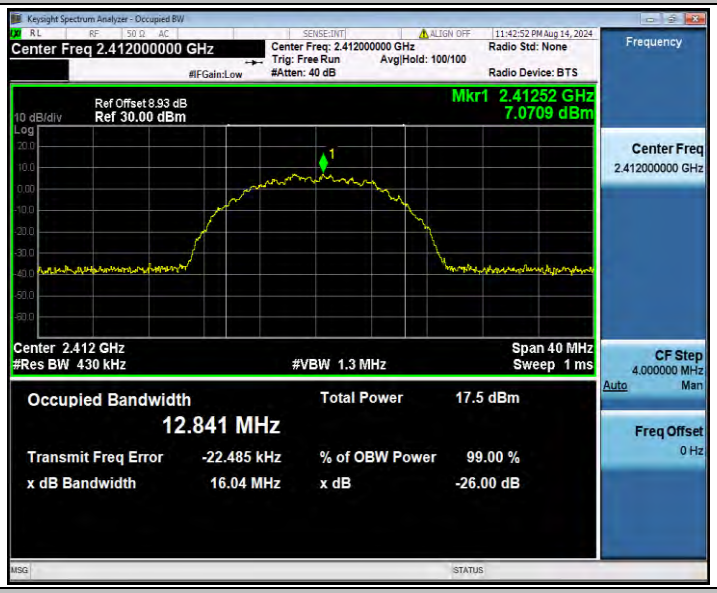

11B_Ant1_2437

11B_Ant1_2462

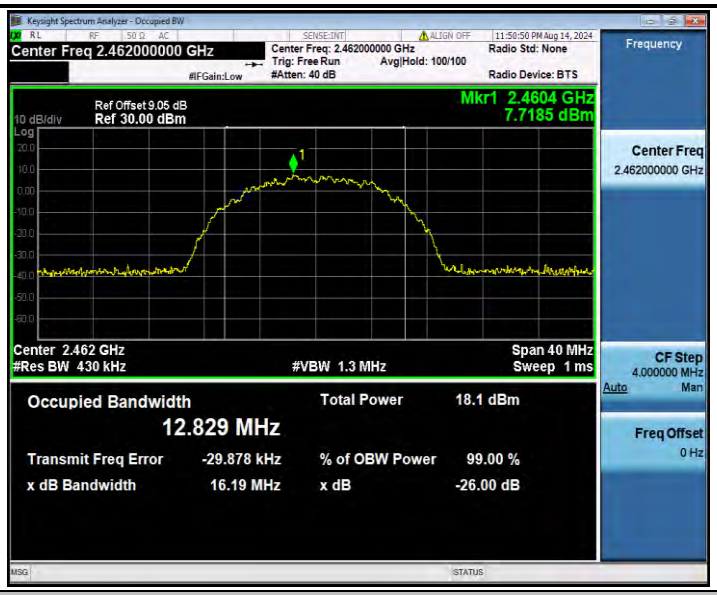

11G_Ant1_2412

11G_Ant1_2437

11G_Ant1_2462

11N20SISO_Ant1_2412

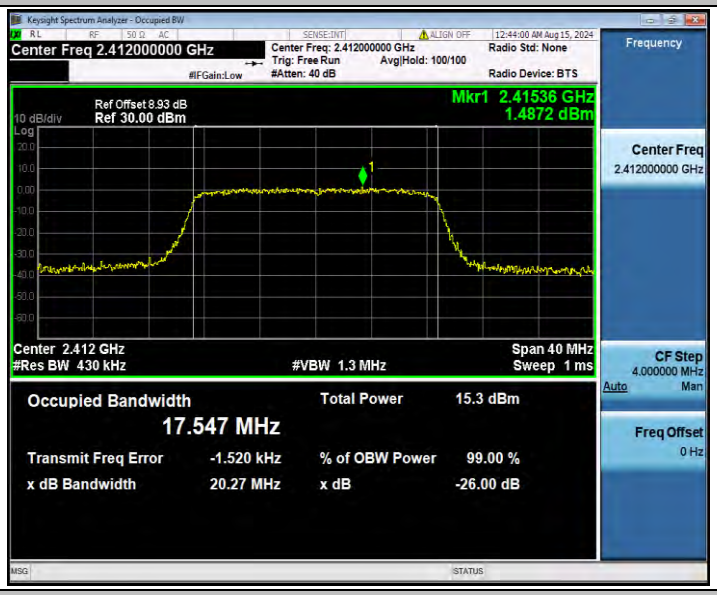

11N20SISO_Ant1_2437

11N20SISO_Ant1_2462

11N40SISO_Ant1_2422

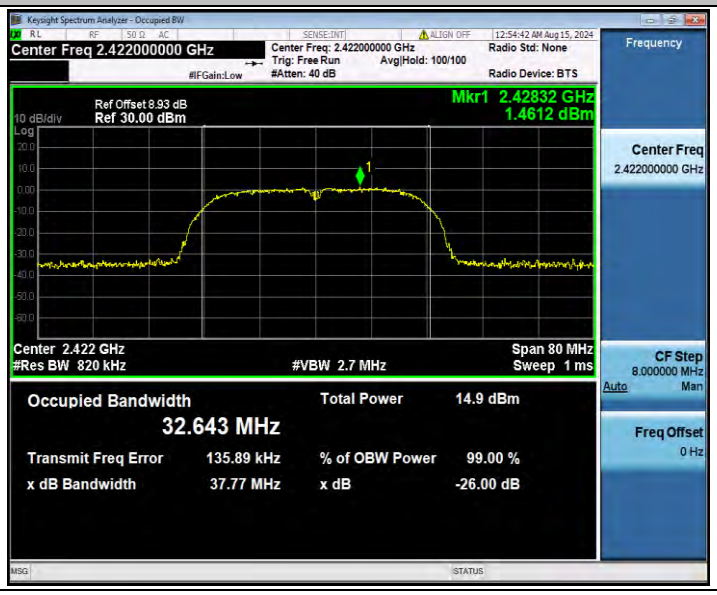

11N40SISO_Ant1_2437

11N40SISO_Ant1_2452

11AX20SISO_Ant1_2412

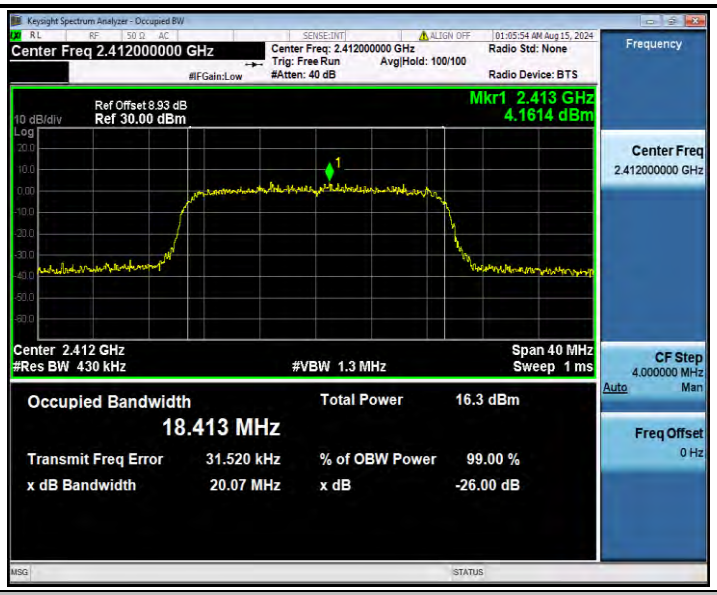

11AX20SISO_Ant1_2437

11AX20SISO_Ant1_2462

Appendix B.3: Maximum conducted output power

Test Mode	Antenna	Frequency[MHz]	Peak power [dBm]	Limit [dBm]	Verdict
11B	Ant1	2412	17.61	≤30.00	PASS
		2437	18.68	≤30.00	PASS
		2462	18.29	≤30.00	PASS
11G	Ant1	2412	17.44	≤30.00	PASS
		2437	18.33	≤30.00	PASS
		2462	17.90	≤30.00	PASS
11N20SISO	Ant1	2412	16.42	≤30.00	PASS
		2437	17.33	≤30.00	PASS
		2462	16.93	≤30.00	PASS
11N40SISO	Ant1	2422	15.32	≤30.00	PASS
		2437	16.21	≤30.00	PASS
		2452	16.08	≤30.00	PASS
11AX20SISO	Ant1	2412	16.92	≤30.00	PASS
		2437	17.78	≤30.00	PASS
		2462	17.49	≤30.00	PASS

Appendix B.4: Maximum power spectral density

Test Result

TestMode	Antenna	Frequency[MHz]	Result[dBm/3-100kHz]	Limit[dBm/3kHz]	Verdict
11B	Ant1	2412	-11.77	≤8.00	PASS
		2437	-9.70	≤8.00	PASS
		2462	-11.91	≤8.00	PASS
11G	Ant1	2412	-14.49	≤8.00	PASS
		2437	-14.16	≤8.00	PASS
		2462	-15.33	≤8.00	PASS
11N20SISO	Ant1	2412	-16.26	≤8.00	PASS
		2437	-15.29	≤8.00	PASS
		2462	-15.17	≤8.00	PASS
11N40SISO	Ant1	2422	-18.71	≤8.00	PASS
		2437	-18.87	≤8.00	PASS
		2452	-18.34	≤8.00	PASS
11AX20SISO	Ant1	2412	-13.29	≤8.00	PASS
		2437	-12.32	≤8.00	PASS
		2462	-12.61	≤8.00	PASS

Test Graphs

11B_Ant1_2412

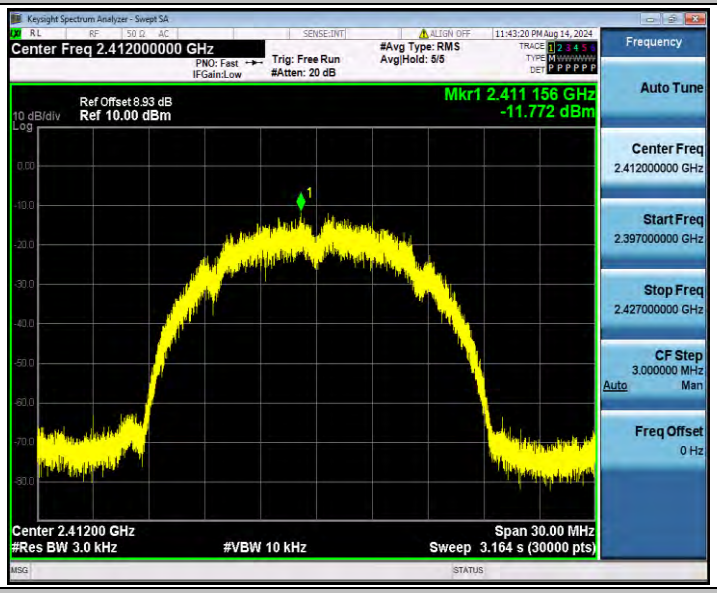

11B_Ant1_2437

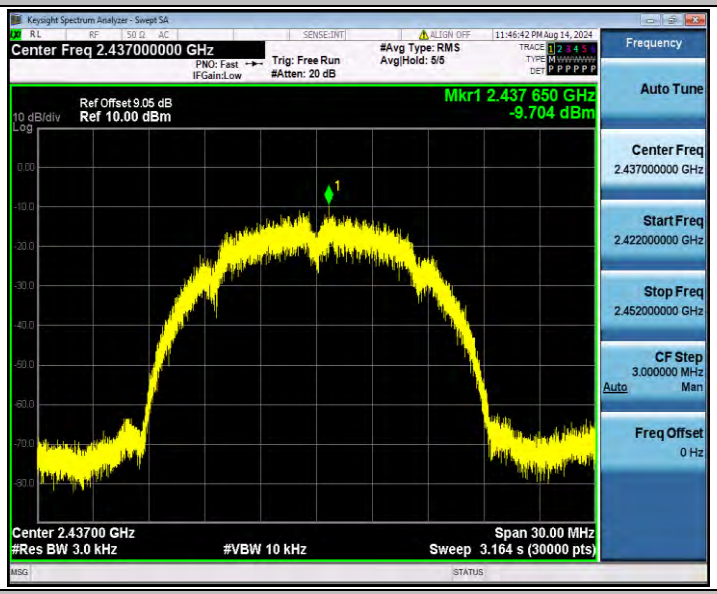

11B_Ant1_2462

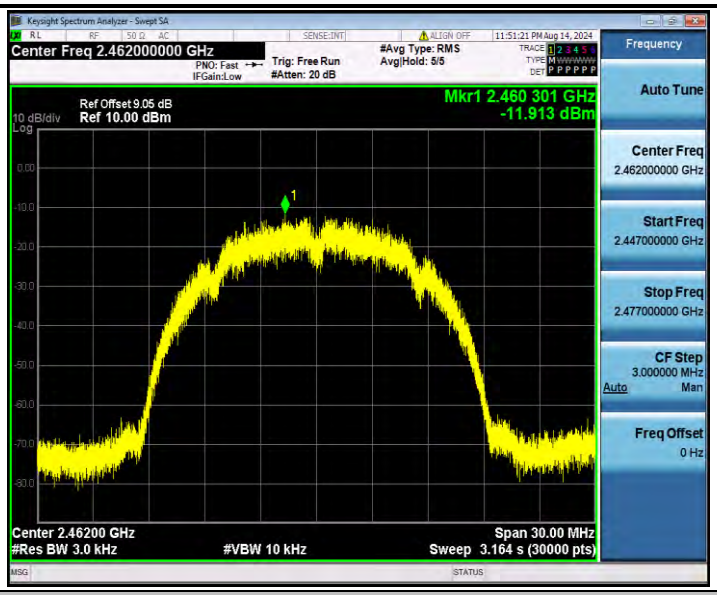

11G_Ant1_2412

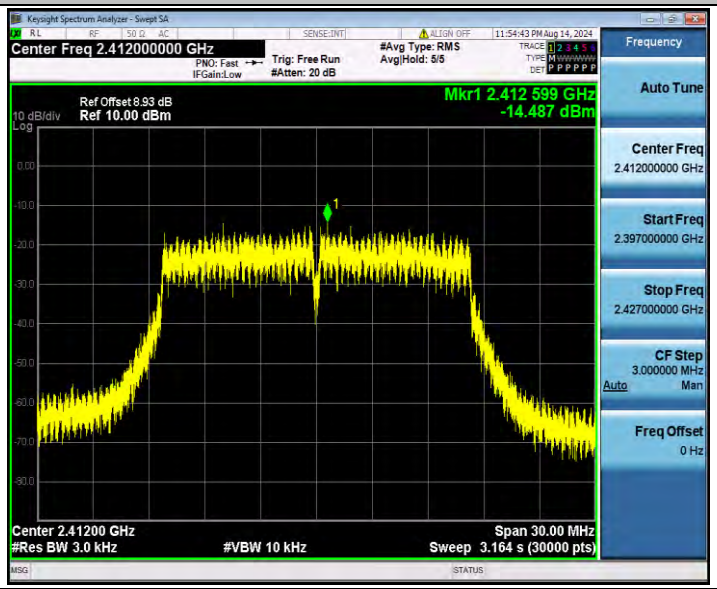

11G_Ant1_2437

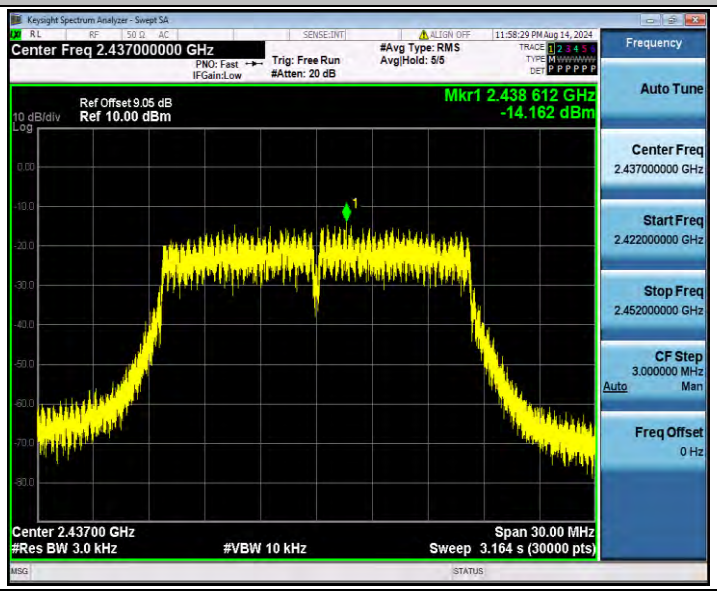

11G_Ant1_2462

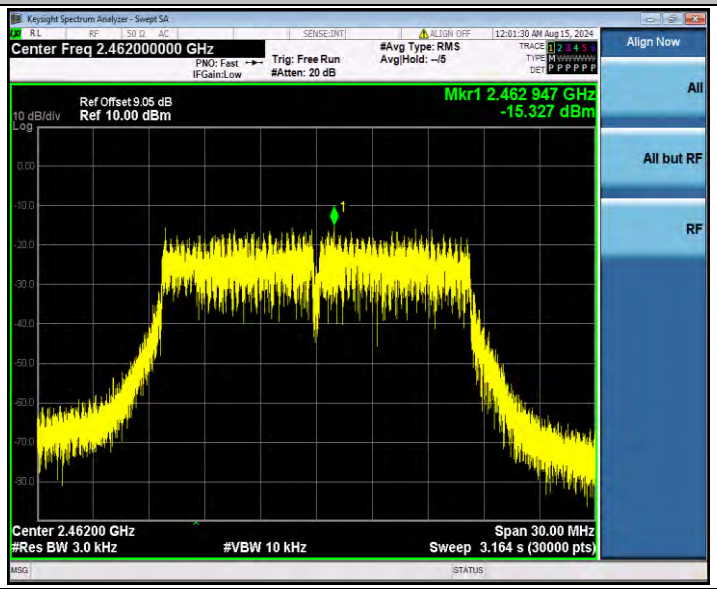

11N20SISO_Ant1_2412

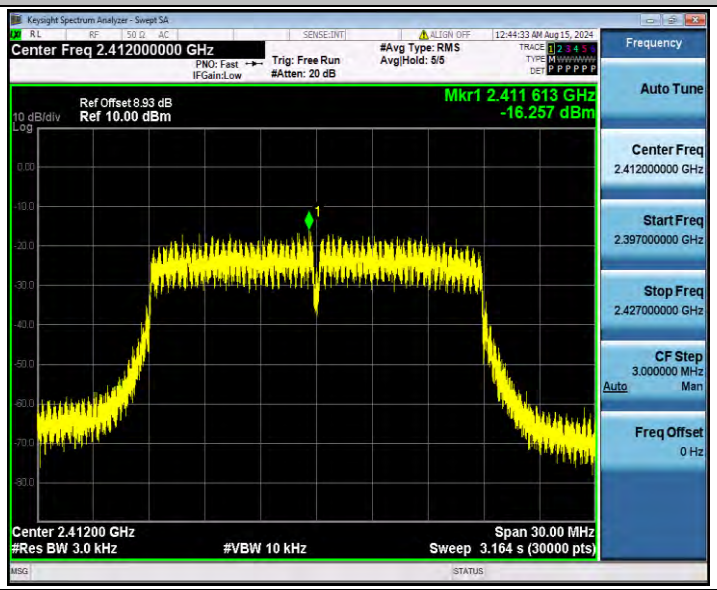

11N20SISO_Ant1_2437

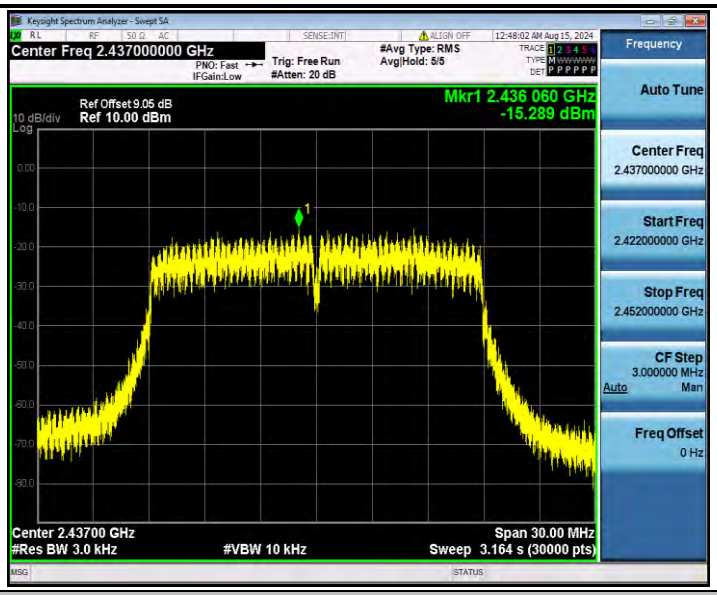

11N20SISO_Ant1_2462

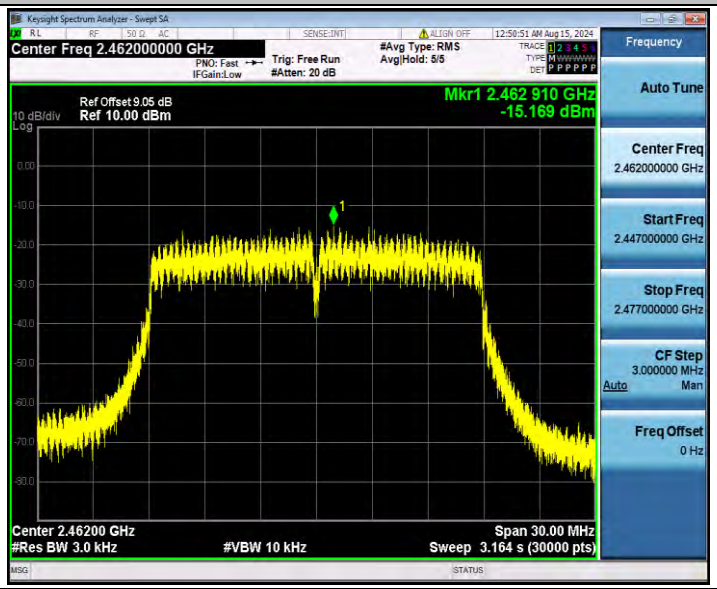

11N40SISO_Ant1_2422

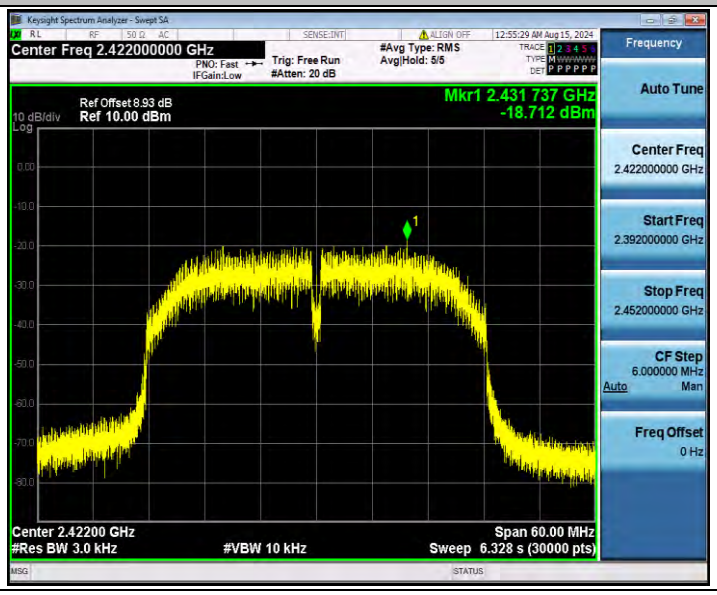

11N40SISO_Ant1_2437
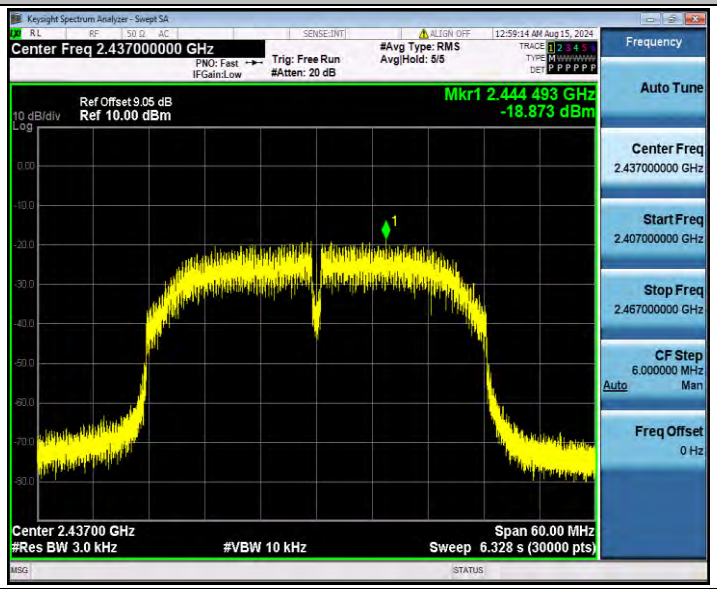
11N40SISO_Ant1_2452
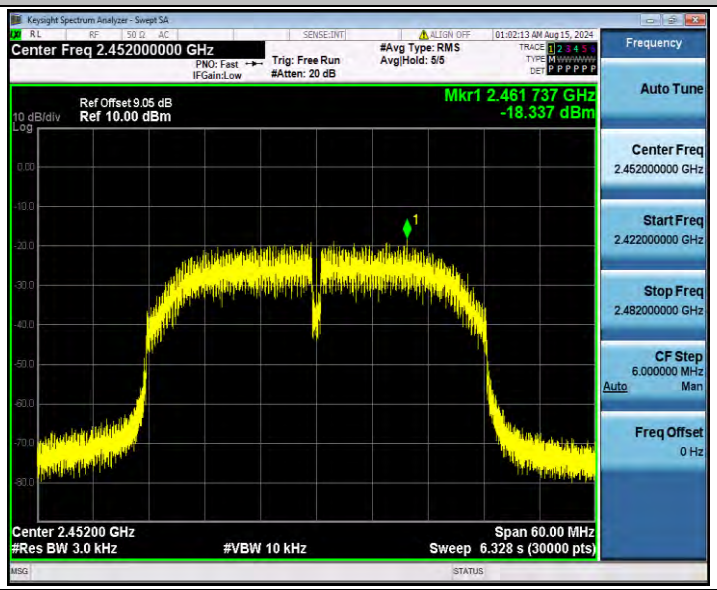
11AX20SISO_Ant1_2412

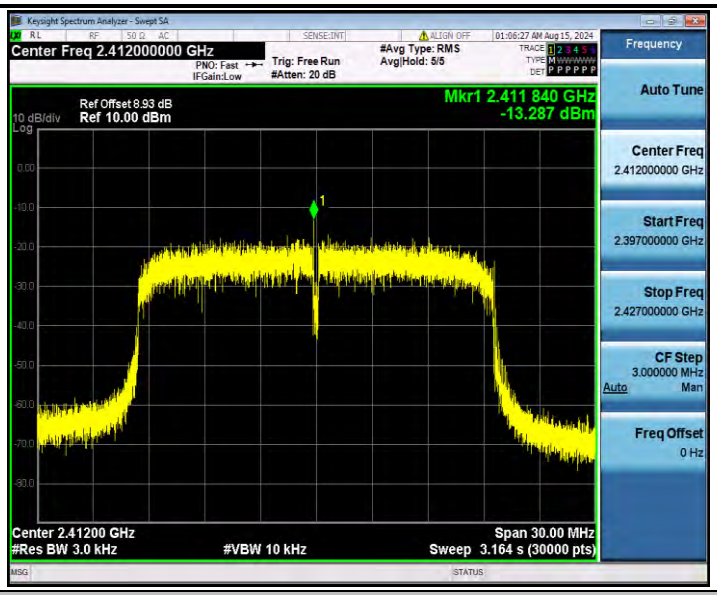

11AX20SISO_Ant1_2437

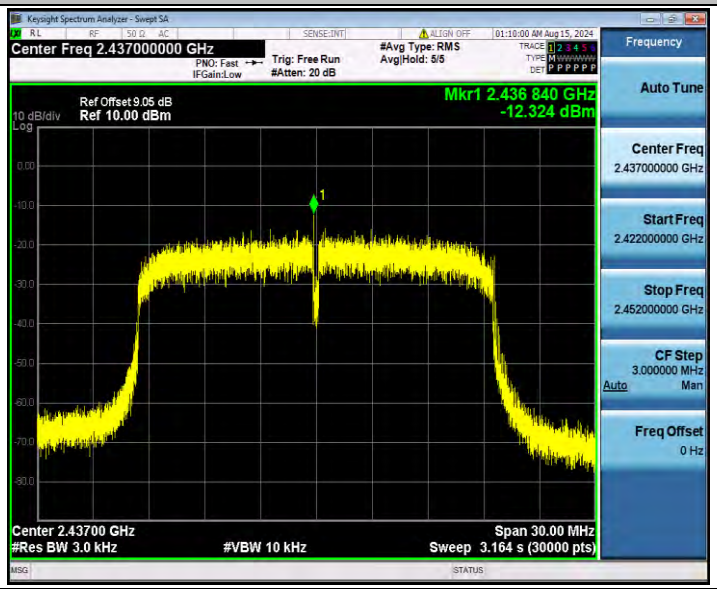

11AX20SISO_Ant1_2462

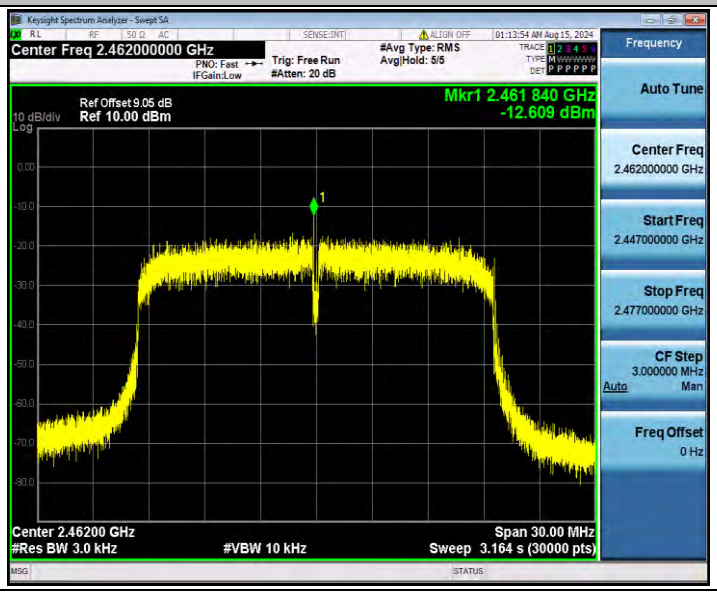

Appendix B.5: Band edge measurements

Test Result

TestMode	Antenna	ChName	Frequency[MHz]	RefLevel[dBm]	Result[dBm]	Limit[dBm]	Verdict
11B	Ant1	Low	2412	2.60	-47.17	≤-17.4	PASS
		High	2462	3.31	-49.02	≤-16.69	PASS
11G	Ant1	Low	2412	-1.21	-39.51	≤-21.21	PASS
		High	2462	-0.72	-48.34	≤-20.72	PASS
11N20SISO	Ant1	Low	2412	-2.47	-40.74	≤-22.47	PASS
		High	2462	-1.60	-48.01	≤-21.6	PASS
11N40SISO	Ant1	Low	2422	-5.20	-45.46	≤-25.2	PASS
		High	2452	-4.66	-48.52	≤-24.66	PASS
11AX20SISO	Ant1	Low	2412	-2.84	-41.88	≤-22.84	PASS
		High	2462	-2.86	-49.04	≤-22.86	PASS

Test Graphs

11B_Ant1_Low_2412

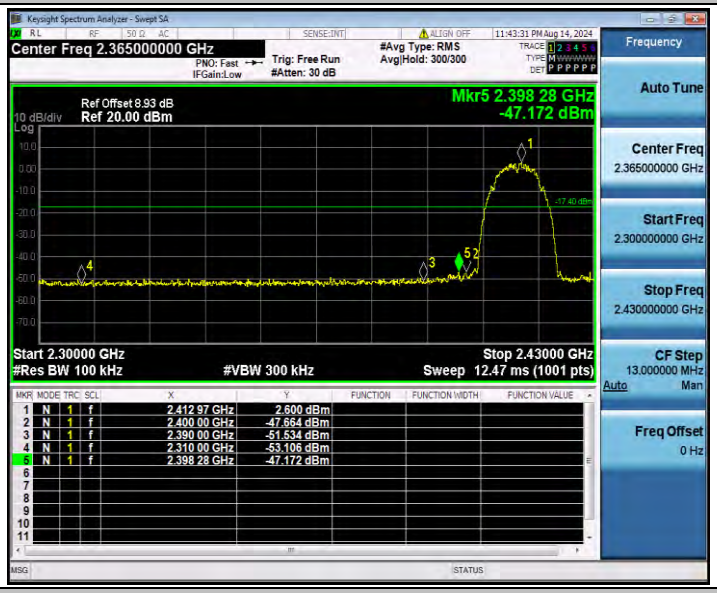

11B_Ant1_High_2462

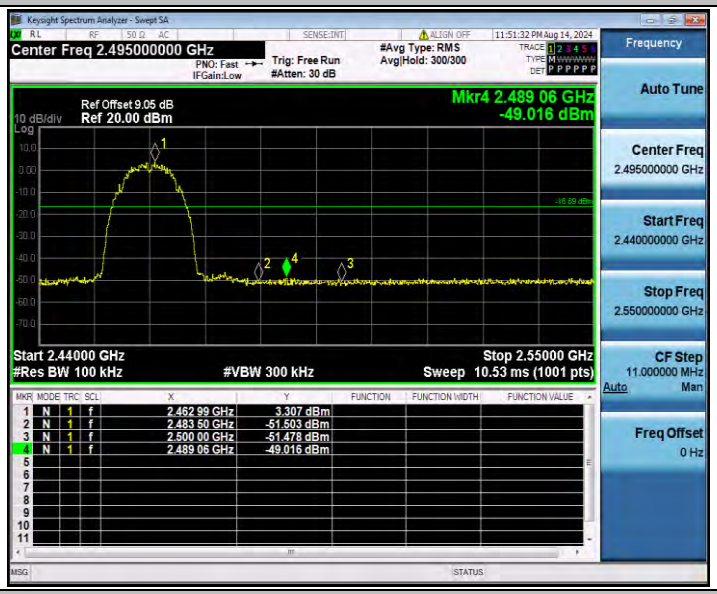

11G_Ant1_Low_2412

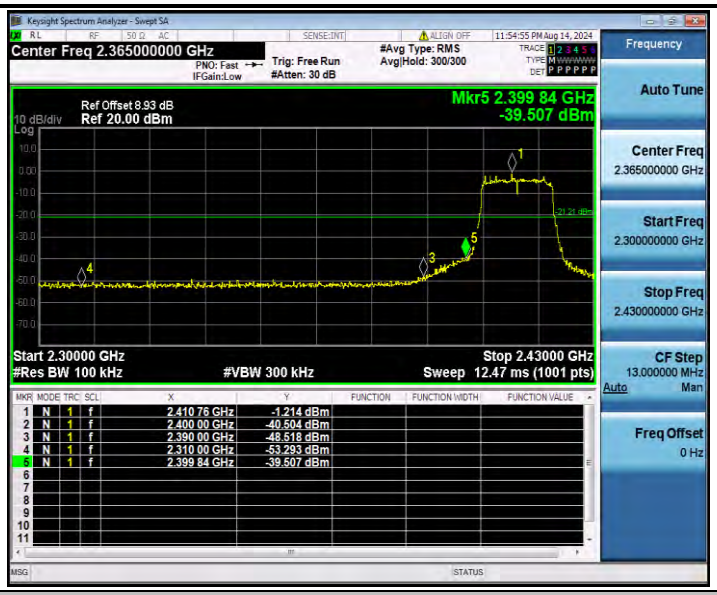

11G_Ant1_High_2462

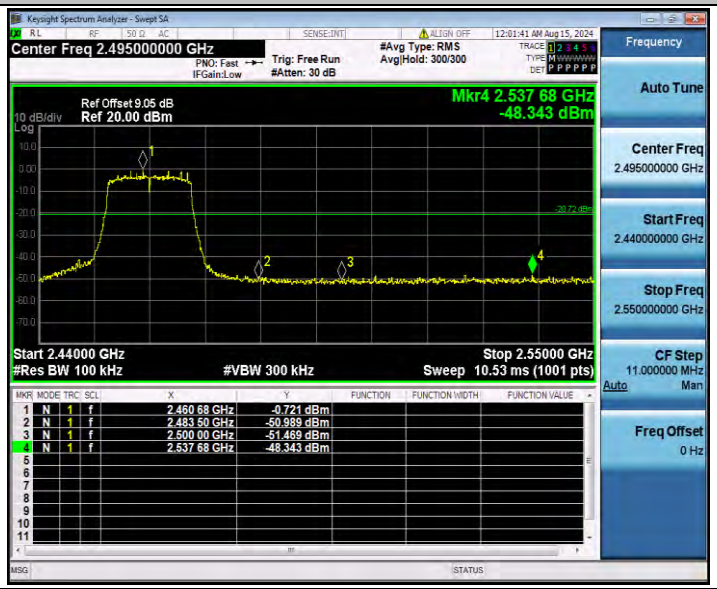

11N20SISO_Ant1_Low_2412

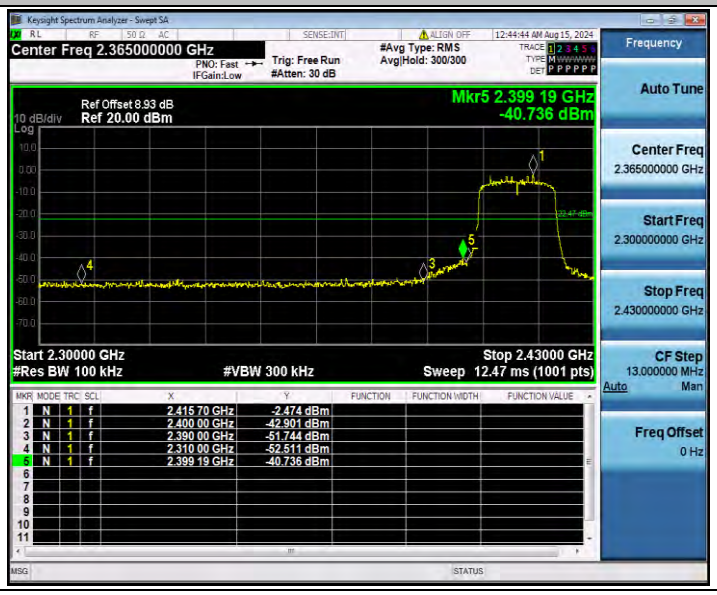

11N20SISO_Ant1_High_2462

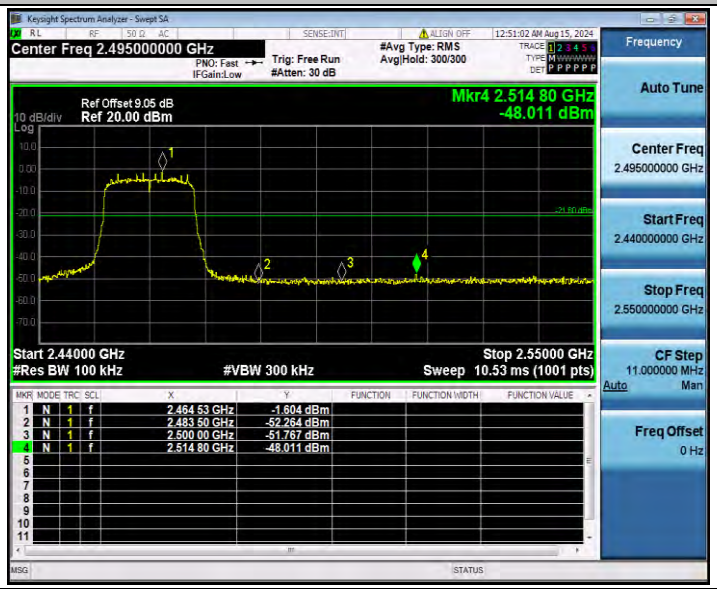

11N40SISO_Ant1_Low_2422

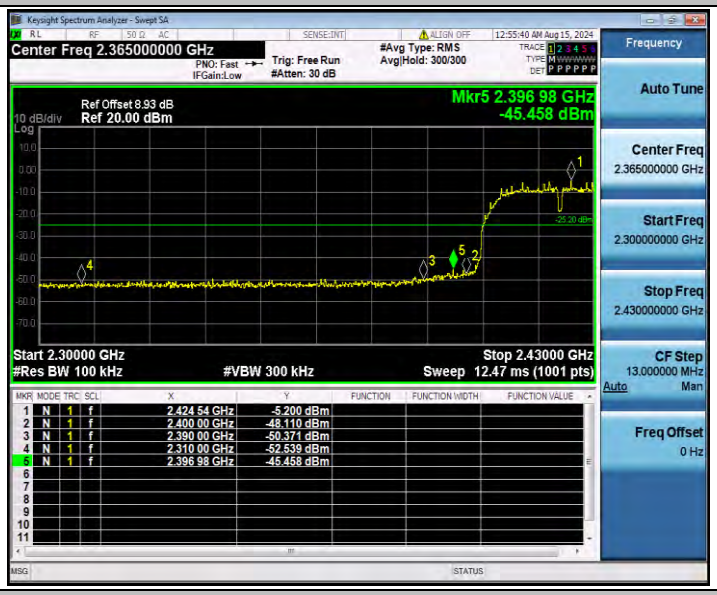

11N40SISO_Ant1_High_2452

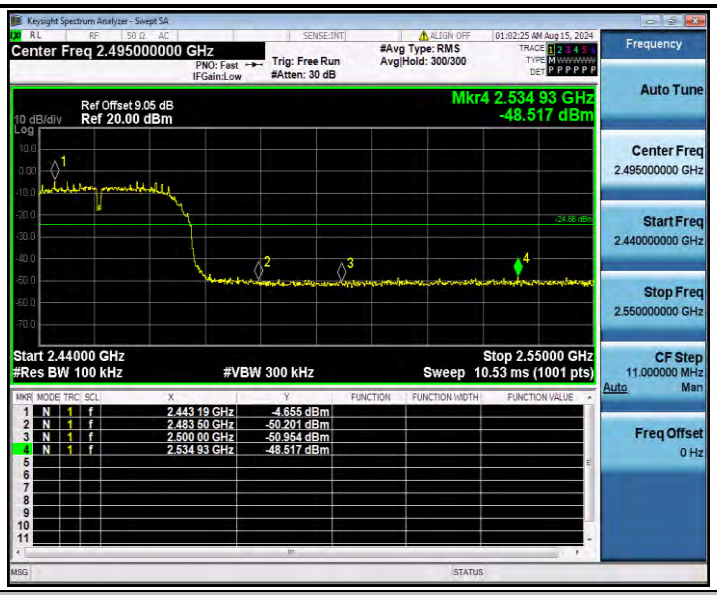

11AX20SISO_Ant1_Low_2412

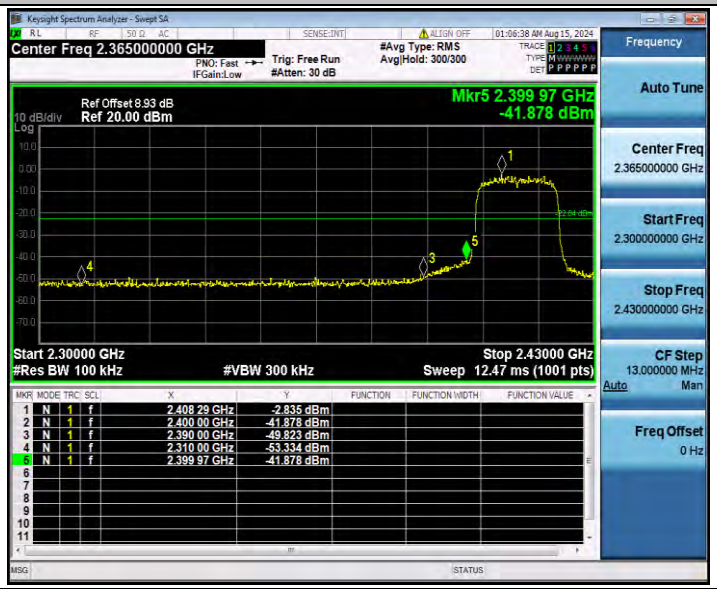
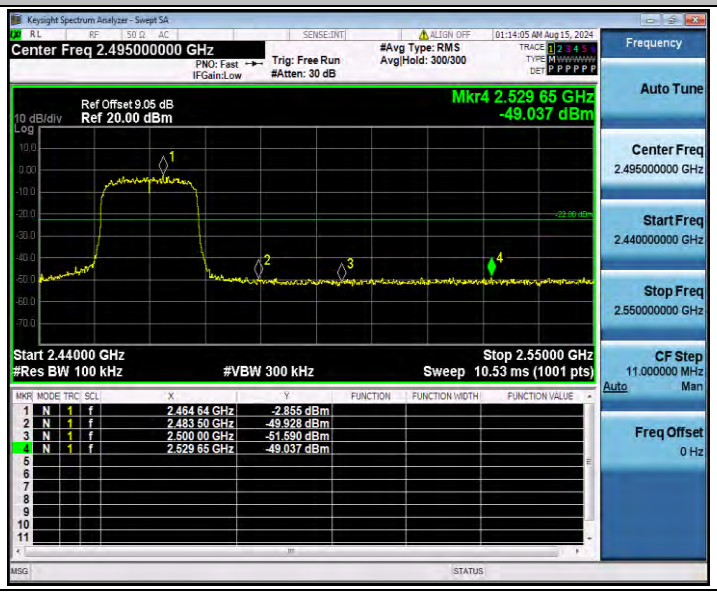
11AX20SISO_Ant1_High_2462