CHESSNUT

CHESSNUT EVO USER MANUAL



Specifications

Buttons of Side

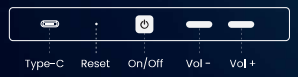

Chess Pieces Size

Dimension	520*340*21mm (20.47"* 13.38"*0.83")
Board Weight	2.84Kg (6.26 lbs)
Suitable for	For all chess users, from entry level to grand master
Chess playing strength	From 800 to 3000+ ELO
Chess board technology	Full piece recognition
System	Based on Android 11, Dedicated OS by Chessnut
Processor	Octa 2GHZ 64bit Processor (4 cores A73+4 cores A53)
RAM	4GB
Storage	64GB
Display	12.3 inch screen 1920*720p designed specific for chess game battled
Touch	10-points touch panel
Sensor Board	64 programmable colorful LED lights
Chessboard materials	Wooden frame with a metallic spray-paint finish
Wireless	Wifi 802.11a/b/g/n 2.4GHZ and 5GHZ support
Chess engine	Support stockfish, maia and UCI-standard engine
Play online	Support mainstream platform such as Lichess, Chess.com
Blitz/Bullet Chess	Support
Battery	10000mAh; Can work continuously for 10hours
Power supply	5V 3A input; 5v 2A output
Software marketplace	A marketplace that supports the installation of both verified third-party apps and branded apps.
NPU/APU	1T support for inference uses.
Mic& Speaker	Support
Buttons	3 Buttons
RESET	1/Support
Chess training platform	Support Leela Chess zero training models

HOMEPAGE

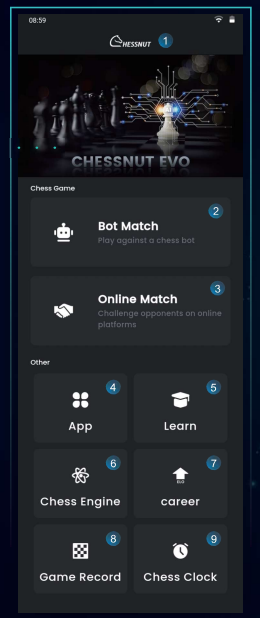

Figure 1

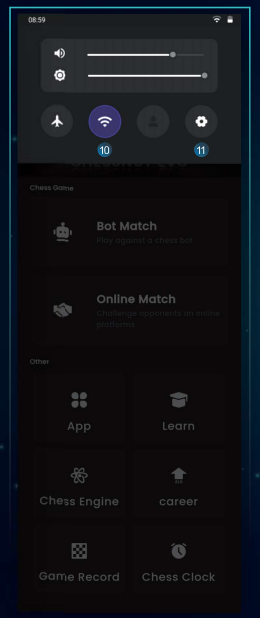

Figure 2

1. Clicking here will bring up a dropdown list where you can connect to Wi-Fi and perform software upgrades.
2. Entry to local AI battles, click to navigate to Figure 2.
3. Online battles, supports chess.com, lichess, and chesskid. Click to navigate to Figure 6.
4. Third-party applications, including chess Bojo, chess for android, chess PGN master, and white pawn. Click to navigate to Figure 8.
5. Learn Chess mode, where you can learn basic chess knowledge, chess openings, chess puzzles. Supports chess.com, lichess, and chesskid.
6. Download chess engines compatible with LC0 and train personalized chess neural network engines. Click to navigate to Figure 7.
7. Career mode, where players can be matched with AI opponents of corresponding skill levels based on adaptive difficulty.
8. Store user's saved chess records.
9. Supports face-to-face battles between two players and offers multiple game modes.
10. Button to turn on Wi-Fi. Please ensure that it is already enabled if you require Wi-Fi.
11. System settings button, allows you to connect to Wi-Fi and check for software updates. Click to navigate to Figure 3.

SETTING + BOT MATCH

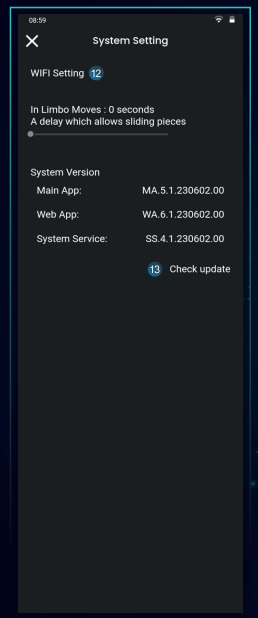

Figure 3

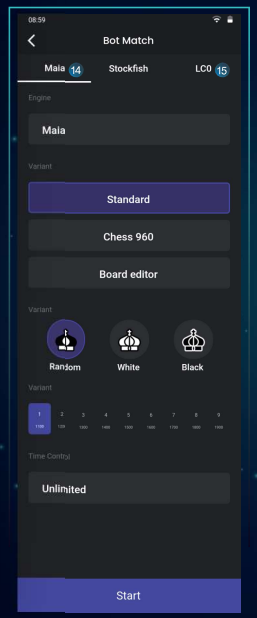

Figure 4

12. Entry point to connect to Wi-Fi.
13. Check and update software.
14. This MAIA human-like chess AI engine offers difficulty levels ranging from 1100 to 1900 ELO.
15. This is the LC0 engine that requires loading a network for battles. The network can be downloaded or trained in Chess Engine (6).

VERSUS BOT + ONLINE MATCH

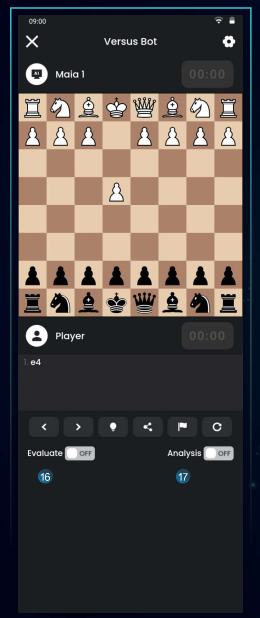

Figure 5

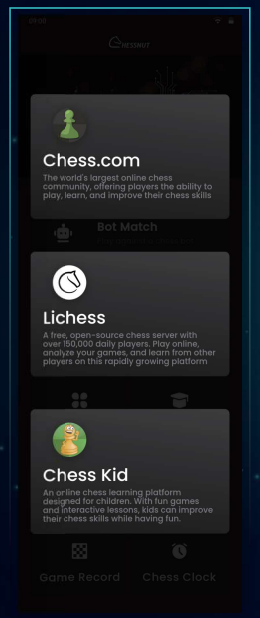

Figure 6

16 This button can enable reminders during the game. When activated, pick up the chess piece you want to move, and the board will illuminate. The color transitions from deep green to deep red indicate the quality of the move.

17 This button opens the game analysis, and when activated, it displays the user's current position advantage or disadvantage. Values above 0 indicate an advantage, while values below 0 indicate a disadvantage. It also plots a curve depicting the user's advantage or disadvantage throughout the entire game.

CHESS ENGINE + CHESS APP

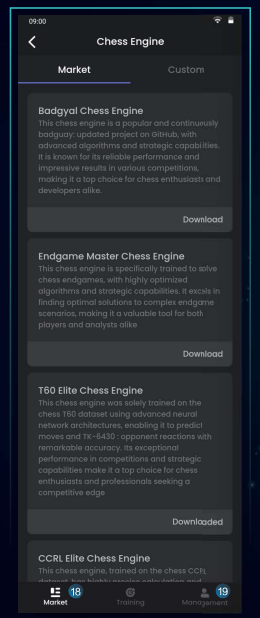

Figure 7

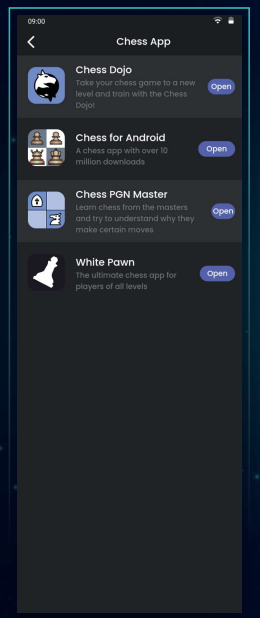

Figure 8

18 This is an open LC0 neural network file download platform that provides various popular LC0 chess networks for online battles.

19 This is the entry point for customizing chess neural networks.

TRAINING

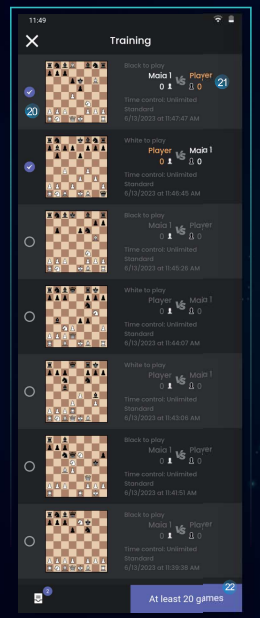

Figure 9

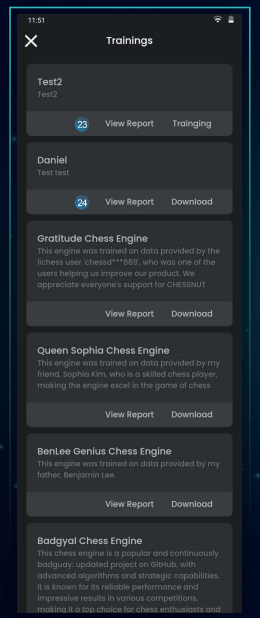

Figure 10

20 Choose the chess position you want to train.

21 Select which side you want to train.

22 Once you have selected a chessboard from 20 to 200 positions, you can submit the data for training.

23 This is the ongoing training task. You can download it once the background training is completed.

24 This is a completed task. After downloading, you can load it in LC0 for gameplay. Clicking 'View Report' will redirect you to Figure 11 to view the training results.

TRAINING REPORT

Figure 11

Contact US

CHESSNUT

Please feel free to contact me by sending an email to: contact@chessnutech.com if you have any problems with your use. Usually we will reply to your email within 24 hours.
Please check if it's in your spam box if you don't receive a reply. Besides, please visit our Facebook page: https://www.facebook.com/chessnut.technology for news of Chessnut, and our Facebook group: https://www.facebook.com/groups/chessnutbackers where many users share their experience on it.
Our Youtube channel: https://www.youtube.com/c/Chessnutech

Scan QR code to visit our official site

Scan QR code to visit our facebook page

Scan QR code to visit our facebook group

Scan QR code to visit our Youtube Channel

Scan QR code to visit our Instagram page

FCC Information and Copyright

This equipment has been tested and found to comply with the limits for a Class B digital device, pursuant to part 15 of the FCC Rules.
These limits are designed to provide reasonable protection against harmful interference in a residential installation. This equipment generates,
uses and can radiate radio frequency energy and, if not installed and used in accordance with the instructions, may cause harmful interference
to radio communications. However, there is no guarantee that interference will not occur in a particular installation. If this equipment does
cause harmful interference to radio or television reception, which can be determined by turning the equipment off and on, the user is
encouraged to try to correct the interference by one or more of the following measures:
—Reorient or relocate the receiving antenna.
—Increase the separation between the equipment and receiver.
—Connect the equipment into an outlet on a circuit different from that to which the receiver is connected.
—Consult the dealer or an experienced radio/TV technician for help.

15.19 Labelling requirements.
This device complies with part 15 of the FCC Rules. Operation is subject to the following two conditions:
(1)This device may not cause harmful interference, and
(2) this device must accept any interference received, including interference that may cause undesired operation.

changes or modifications not expressly approved by the party responsible for compliance could void the user's authority to operate the equipment.

FCC RF warning statement: the device has been evaluated to meet general RF exposure requirement , The device can be used in portable exposure condition without restriction.