Appendix Test Data

Report No.:	18220WC40003201	Test Sample No.:	1-2-2
Start Test Date:	2024.1.11	Finish Test Date:	2024.1.11
Test Engineer:	Hayman Chen	Auditor:	Rick Luo
Temperature:	25.2℃	Relative Humidity:	48%
Pressure:	101kPa		

Appendix A: 20dB Emission Bandwidth

Test Result

TestMode	Antenna	Frequency[MHz]	20db EBW[MHz]	FL[MHz]	FH[MHz]	Limit[MHz]	Verdict
DH5	Ant1	2402	1.035	2401.523	2402.558	---	---
		2441	1.038	2440.517	2441.555	---	---
		2480	1.035	2479.517	2480.552	---	---
2DH5	Ant1	2402	1.290	2401.406	2402.696	---	---
		2441	1.332	2440.379	2441.711	---	---
		2480	1.317	2479.382	2480.699	---	---

Test Graphs

DH5_Ant1_2402

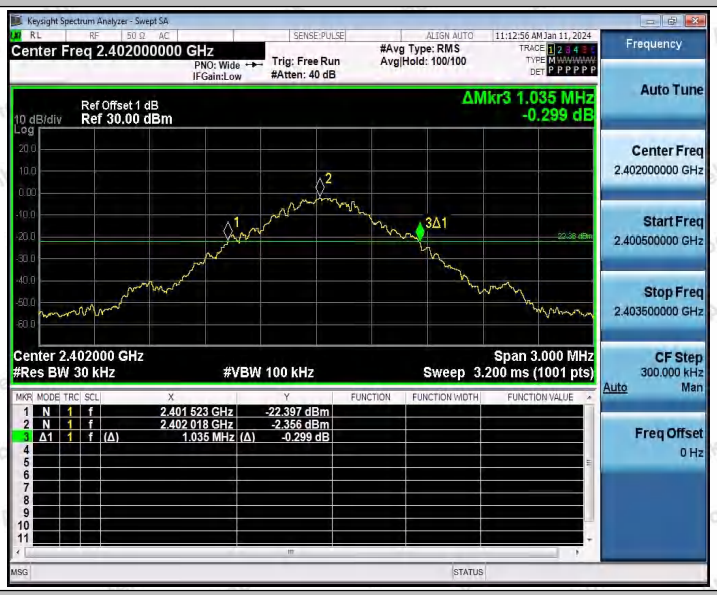

DH5_Ant1_2441

DH5_Ant1_2480

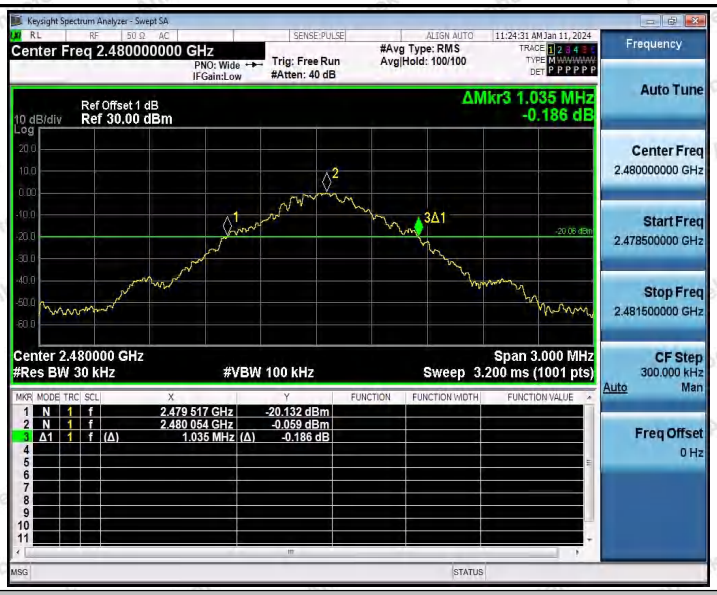

2DH5_Ant1_2402

2DH5_Ant1_2441

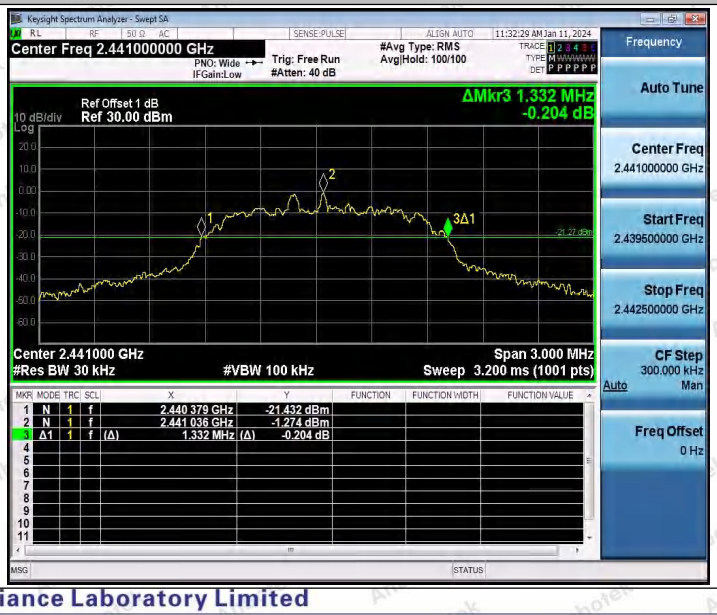

2DH5_Ant1_2480

Appendix B: Occupied Channel Bandwidth

Test Result

TestMode	Antenna	Frequency[MHz]	OCB [MHz]	FL[MHz]	FH[MHz]	Limit[MHz]	Verdict
DH5	Ant1	2402	0.93725	2401.5693	2402.5065	---	---
		2441	0.93177	2440.5740	2441.5058	---	---
		2480	0.92369	2479.5771	2480.5008	---	---
2DH5	Ant1	2402	1.2132	2401.4366	2402.6498	---	---
		2441	1.2147	2440.4429	2441.6576	---	---
		2480	1.2337	2479.4323	2480.6660	---	---

Test Graphs

DH5_Ant1_2402

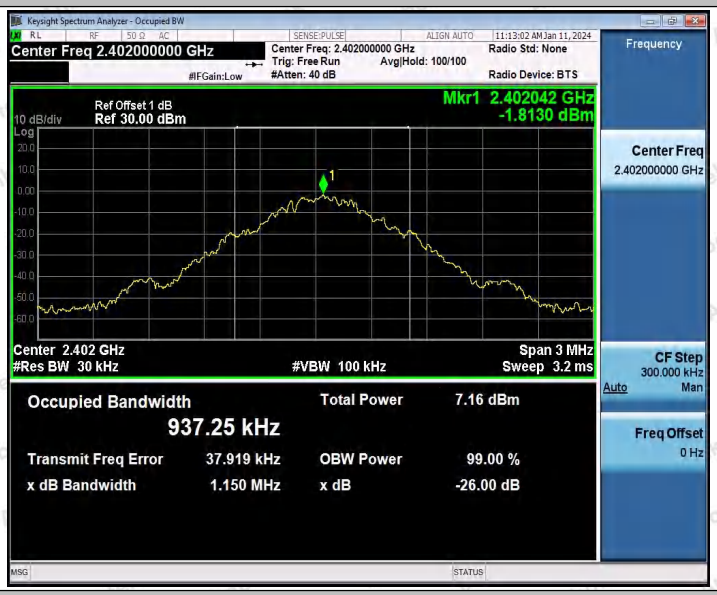

DH5_Ant1_2441

DH5_Ant1_2480

2DH5_Ant1_2402

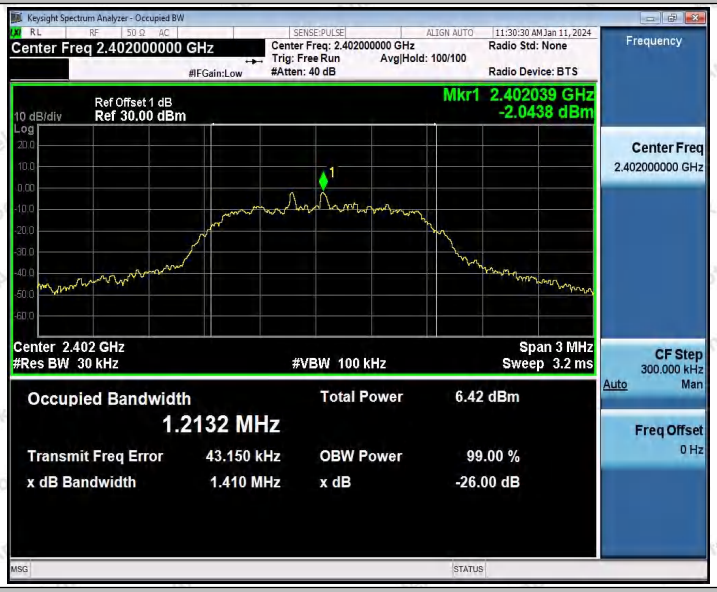

2DH5_Ant1_2441

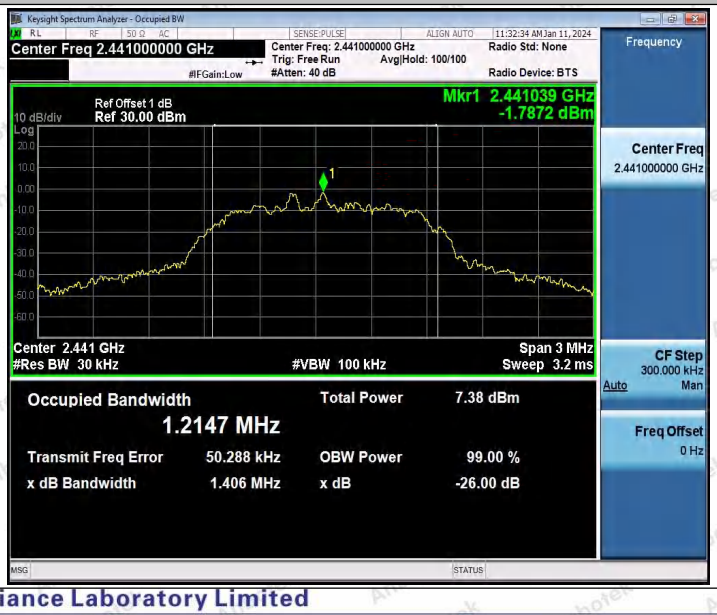

2DH5_Ant1_2480

Appendix C: Maximum conducted output power

Test Result Peak

Test Mode	Antenna	Frequency[MHz]	Conducted Peak Power[dBm]	Conducted Limit[dBm]	Verdict
DH5	Ant1	2402	0.34	≤20.97	PASS
		2441	1.13	≤20.97	PASS
		2480	2.73	≤20.97	PASS
2DH5	Ant1	2402	1.10	≤20.97	PASS
		2441	1.83	≤20.97	PASS
		2480	**3.56**	≤20.97	PASS

Test Graphs

DH5_Ant1_2402

DH5_Ant1_2441

DH5_Ant1_2480

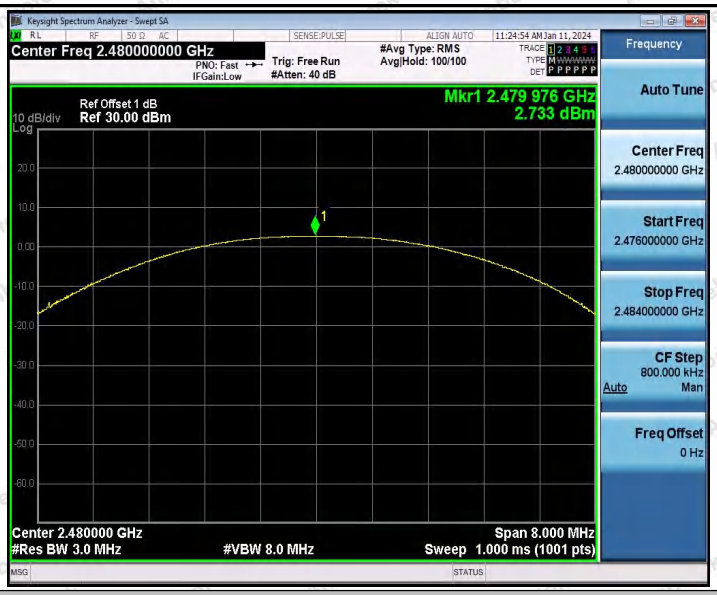

2DH5_Ant1_2402

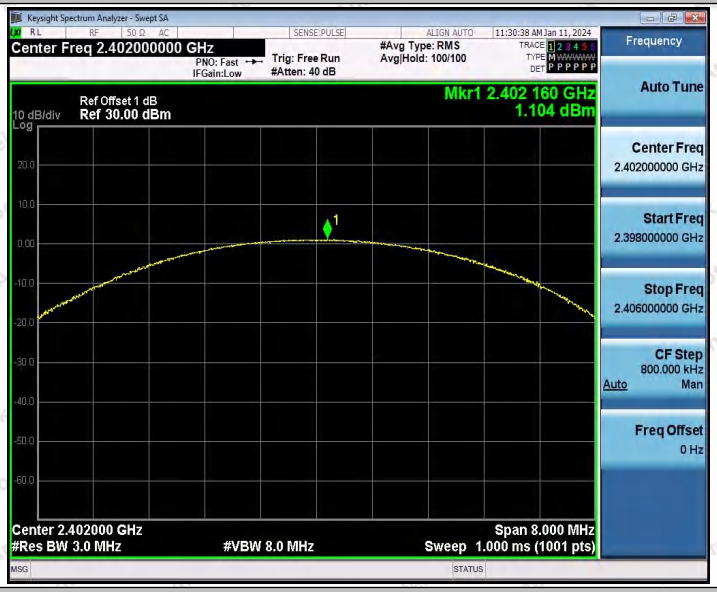

2DH5_Ant1_2441

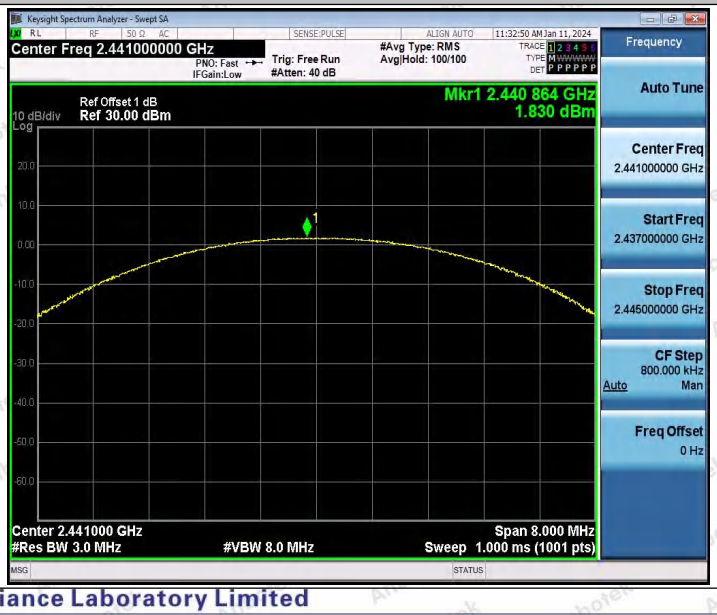

2DH5_Ant1_2480

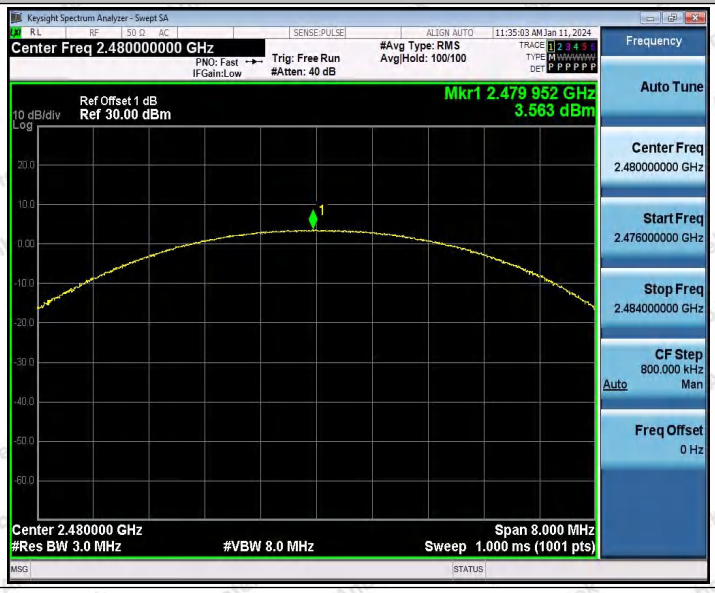

Appendix D: Carrier frequency separation

Test Result

TestMode	Antenna	Frequency[MHz]	Result[MHz]	Limit[MHz]	Verdict
DH5	Ant1	Hop	1.02	≥0.692	PASS
2DH5	Ant1	Hop	1.05	≥0.888	PASS

Test Graphs

DH5_Ant1_Hop

2DH5_Ant1_Hop

Appendix E: Time of occupancy

Test Result

TestMode	Antenna	Frequency[MHz]	BurstWidth [ms]	TotalHops [Num]	Result[s]	Limit[s]	Verdict
DH1	Ant1	Hop	0.380	317	0.12	≤0.4	PASS
DH3	Ant1	Hop	1.638	154	0.252	≤0.4	PASS
DH5	Ant1	Hop	2.884	106	0.306	≤0.4	PASS
2DH1	Ant1	Hop	0.390	319	0.124	≤0.4	PASS
2DH3	Ant1	Hop	1.642	148	0.243	≤0.4	PASS
2DH5	Ant1	Hop	2.891	116	0.335	≤0.4	PASS

Test Graphs

DH1_Ant1_Hop

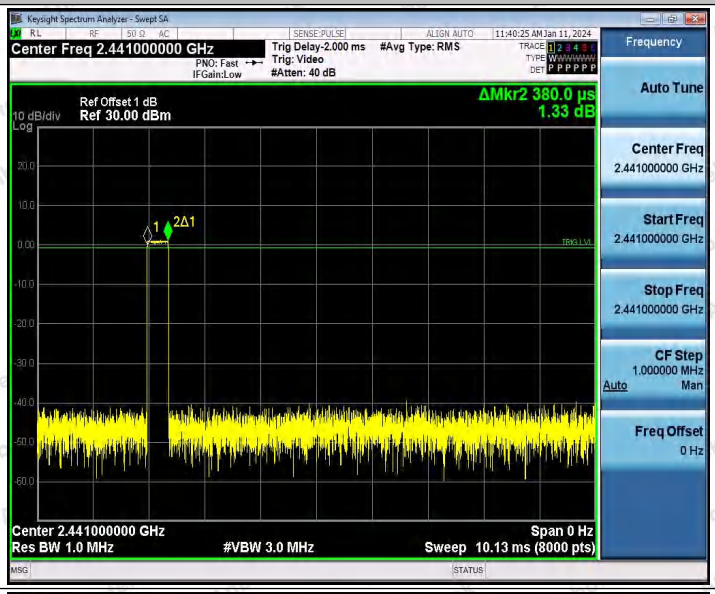

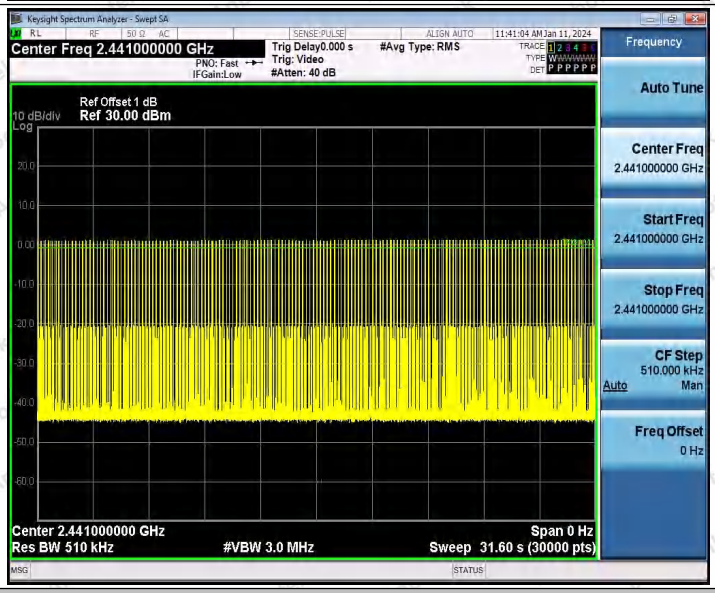

DH3_Ant1_Hop

Keysight Spectrum Analyzer - Swept SA
Center Freq 2.441000000 GHz
Trig Delay-2.000 ms
#Avg Type: RMS
Trig: Video
#Atten: 40 dB
PNO: Fast
IFGain:Low
Ref Offset 1 dB
10 dB/div
Ref 30.00 dBm
ΔMkr2 1.638 ms
12.80 dB
2Δ1
1
Center 2.441000000 GHz
Span 0 Hz
Res BW 1.0 MHz
#VBW 3.0 MHz
Sweep 10.13 ms (8000 pts)
Frequency
Auto Tune
Center Freq
2.441000000 GHz
Start Freq
2.441000000 GHz
Stop Freq
2.441000000 GHz
CF Step
1.000000 MHz
Auto
Man
Freq Offset
0 Hz

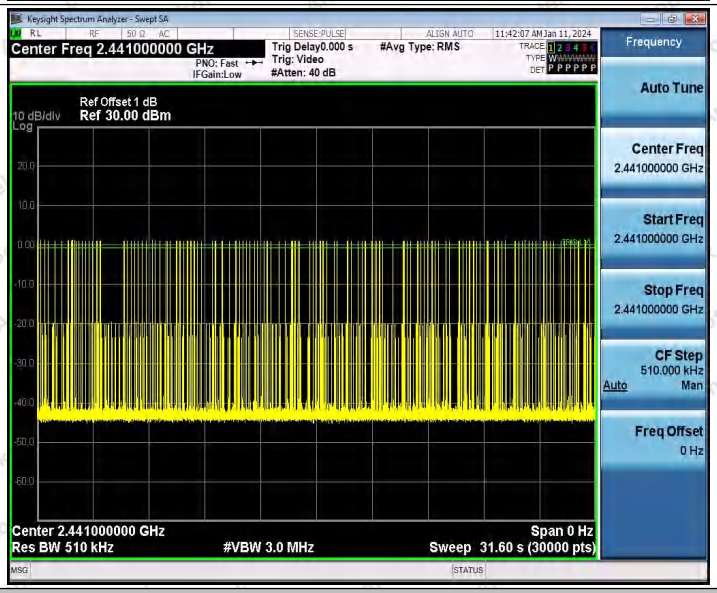
Keysight Spectrum Analyzer - Swept SA
Center Freq 2.441000000 GHz
Trig Delay0.000 s
#Avg Type: RMS
Trig: Video
#Atten: 40 dB
PNO: Fast
IFGain:Low
Ref Offset 1 dB
10 dB/div
Ref 30.00 dBm
Center 2.441000000 GHz
Span 0 Hz
Res BW 510 kHz
#VBW 3.0 MHz
Sweep 31.60 s (30000 pts)
Frequency
Auto Tune
Center Freq
2.441000000 GHz
Start Freq
2.441000000 GHz
Stop Freq
2.441000000 GHz
CF Step
510.000 kHz
Auto
Man
Freq Offset
0 Hz

DH5_Ant1_Hop

Keysight Spectrum Analyzer - Swept SA
Center Freq 2.441000000 GHz
Trig Delay-2.000 ms
#Avg Type: RMS
Trig: Video
#Atten: 40 dB
PNO: Fast
IFGain:Low
Ref Offset 1 dB
10 dB/div
Ref 30.00 dBm
ΔMkr2 2.884 ms
1.82 dB
1
2Δ1
Center 2.441000000 GHz
Span 0 Hz
Res BW 1.0 MHz
#VBW 3.0 MHz
Sweep 10.13 ms (8000 pts)
Frequency
Auto Tune
Center Freq
2.441000000 GHz
Start Freq
2.441000000 GHz
Stop Freq
2.441000000 GHz
CF Step
1.000000 MHz
Auto
Man
Freq Offset
0 Hz

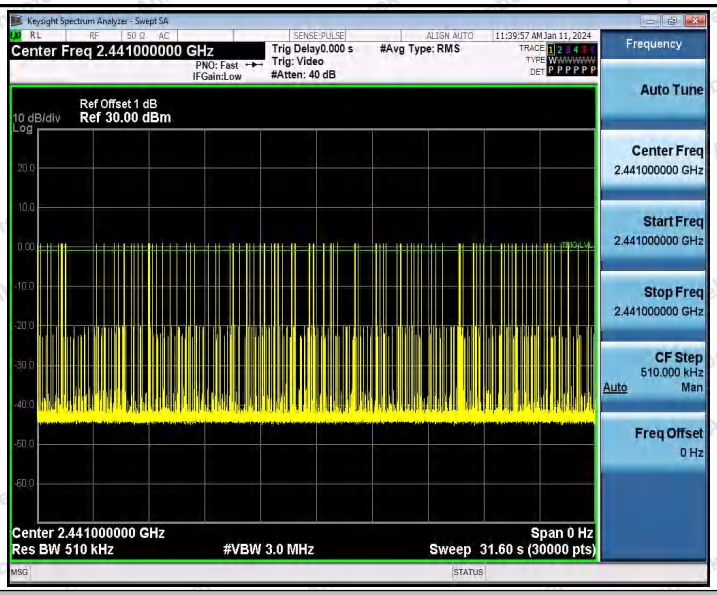

2DH1_Ant1_Hop

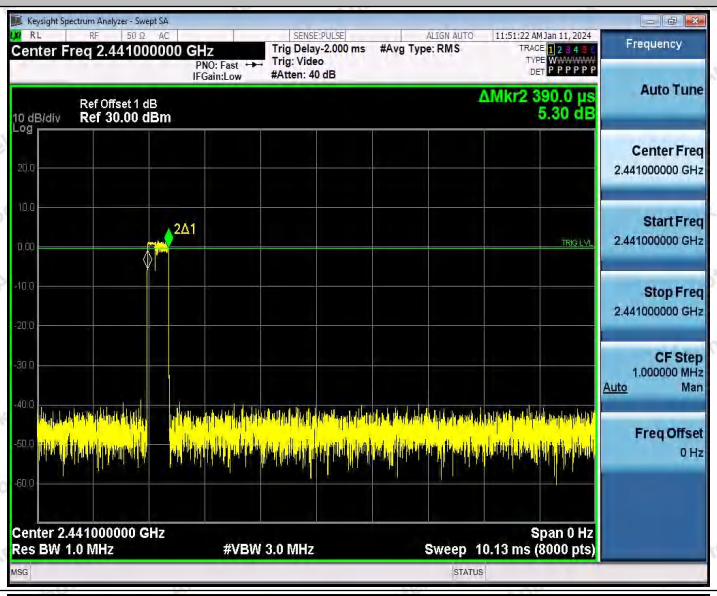

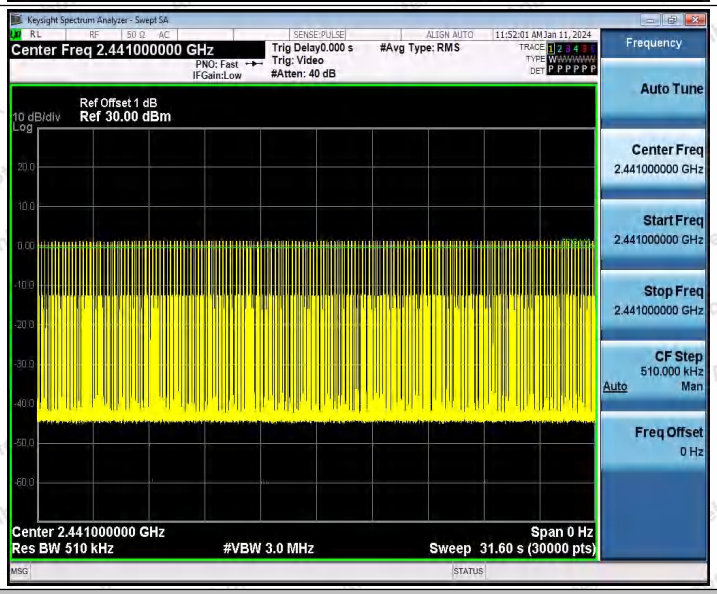

2DH3_Ant1_Hop

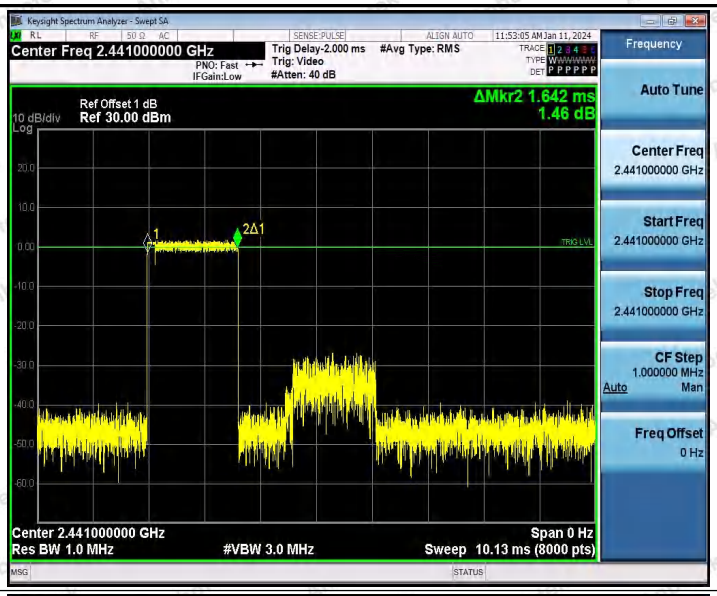

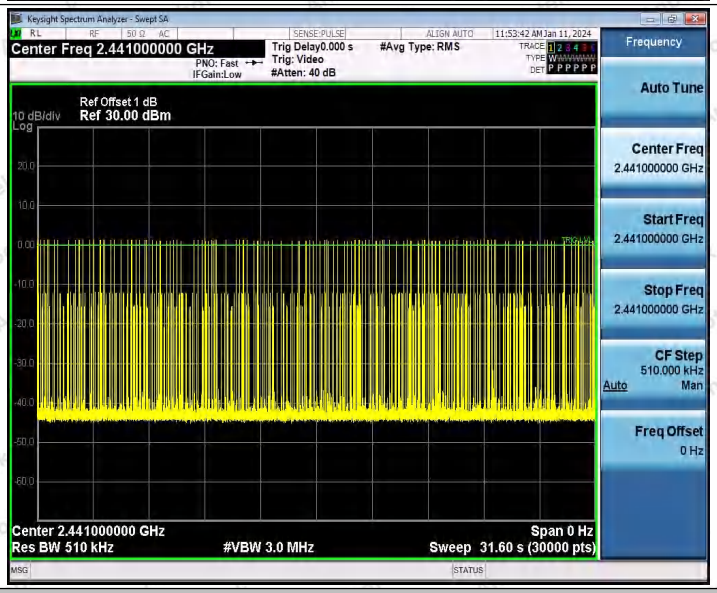

2DH5_Ant1_Hop

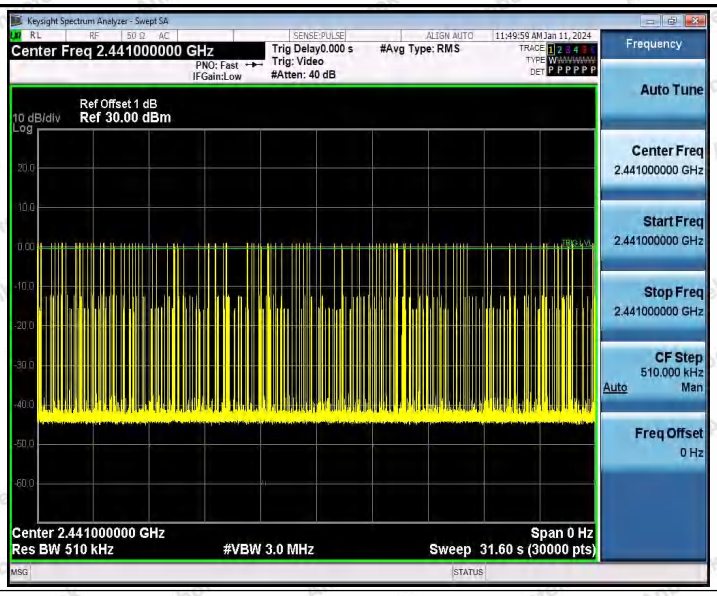
Keysight Spectrum Analyzer - Swept SA
Center Freq 2.441000000 GHz
Trig Delay0.000 s
Trig: Video
#Atten: 40 dB
#Avg Type: RMS
PNO: Fast
IFGain:Low
Ref Offset 1 dB
10 dB/div
Ref 30.00 dBm
Log
Center 2.441000000 GHz
Res BW 510 kHz
#VBW 3.0 MHz
Span 0 Hz
Sweep 31.60 s (30000 pts)
Frequency
Auto Tune
Center Freq
2.441000000 GHz
Start Freq
2.441000000 GHz
Stop Freq
2.441000000 GHz
CF Step
510.000 kHz
Auto
Man
Freq Offset
0 Hz

Appendix F: Number of hopping channels

Test Result

TestMode	Antenna	Frequency[MHz]	Result[Num]	Limit[Num]	Verdict
DH5	Ant1	Hop	79	≥15	PASS
2DH5	Ant1	Hop	79	≥15	PASS

Test Graphs

DH5_Ant1_Hop

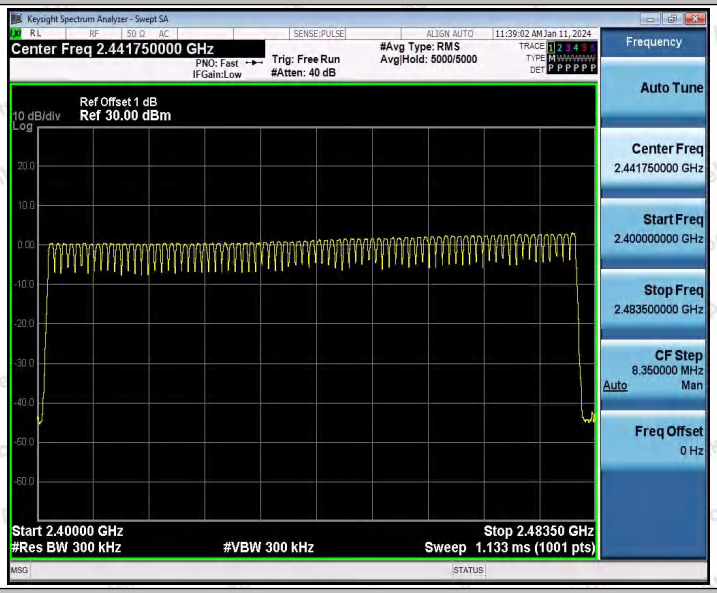

2DH5_Ant1_Hop

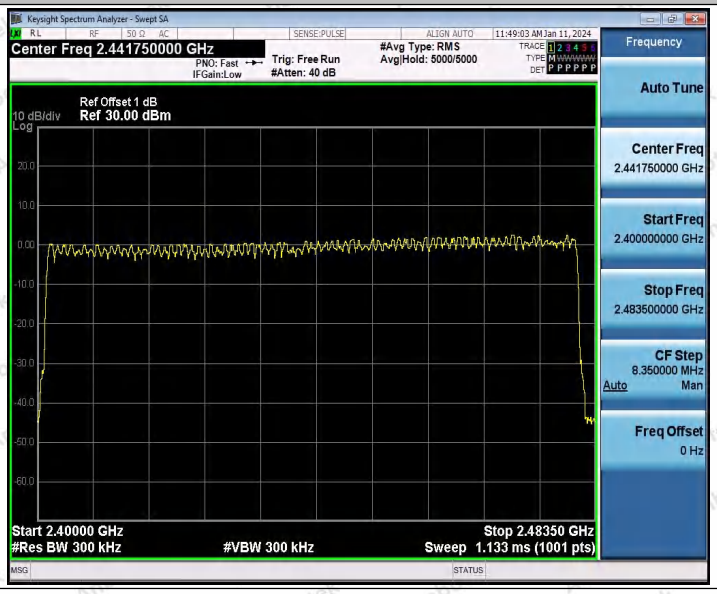

Appendix G: Band edge measurements

Test Result

TestMode	Antenna	ChName	Frequency[MHz]	RefLevel [dBm]	Result [dBm]	Limit [dBm]	Verdict
DH5	Ant1	Low	2402	-0.07	-49.58	≤-20.07	PASS
		High	2480	2.52	-54.81	≤-17.48	PASS
		Low	Hop_2402	0.05	-52.36	≤-19.95	PASS
		High	Hop_2480	2.31	-50.8	≤-17.7	PASS
2DH5	Ant1	Low	2402	-0.36	-52.25	≤-20.36	PASS
		High	2480	2.19	-55.02	≤-17.81	PASS
		Low	Hop_2402	-0.16	-39.08	≤-20.16	PASS
		High	Hop_2480	2.23	-36.76	≤-17.78	PASS

Test Graphs

DH5_Ant1_Low_2402

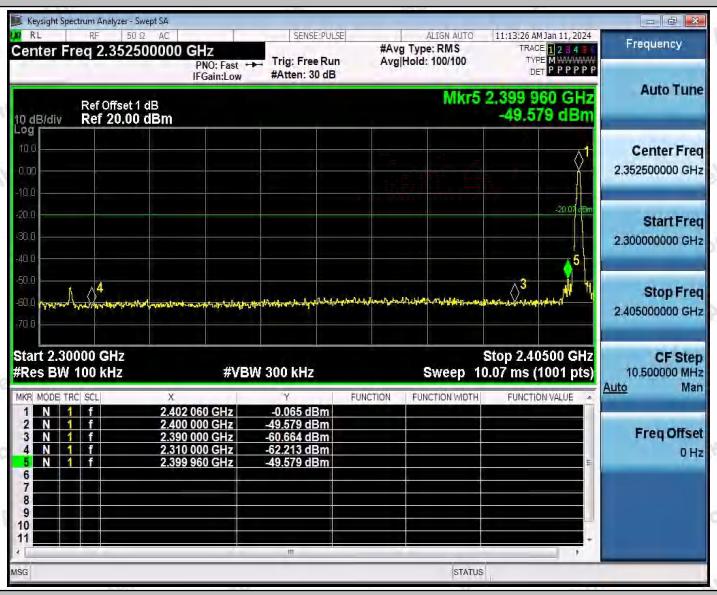

DH5_Ant1_High_2480

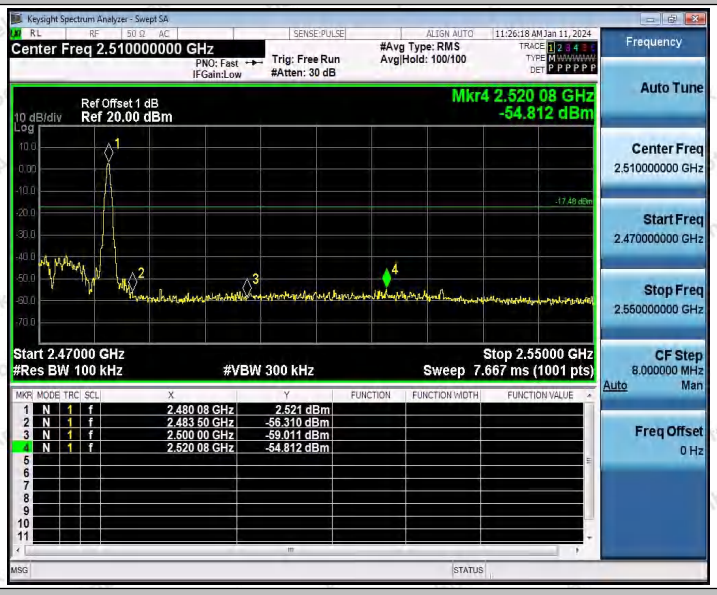

DH5_Ant1_Low_Hop_2402

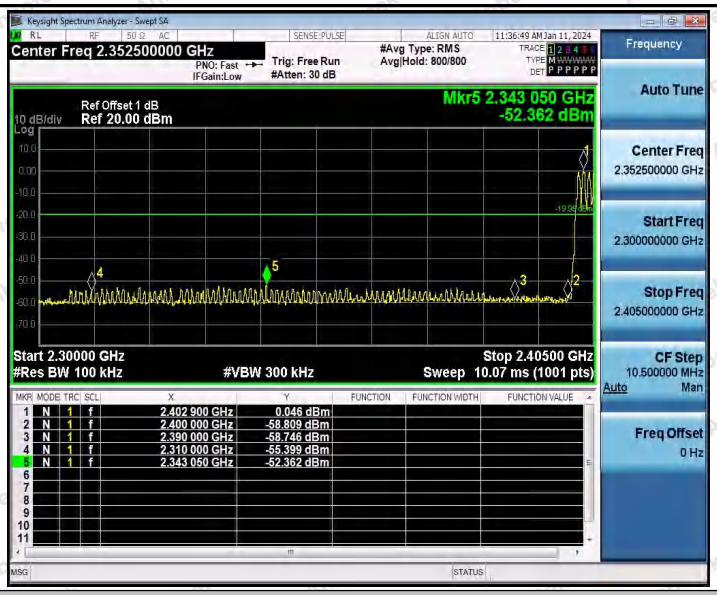

DH5_Ant1_High_Hop_2480

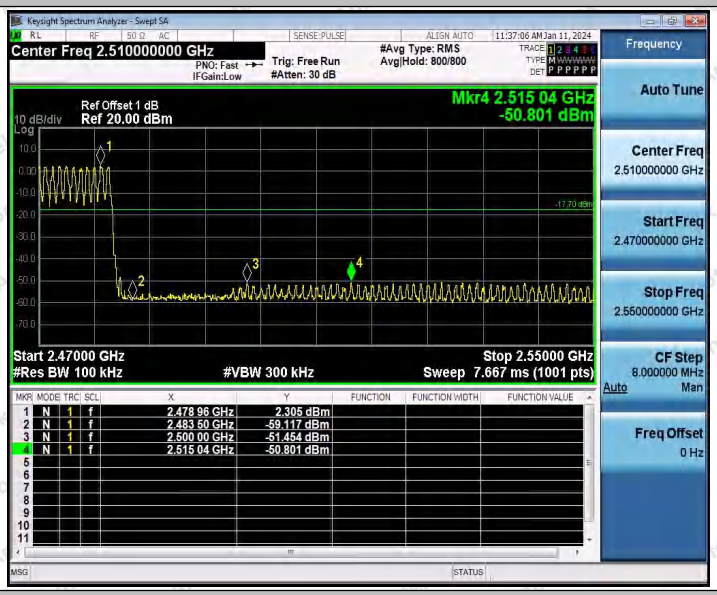

2DH5_Ant1_Low_2402

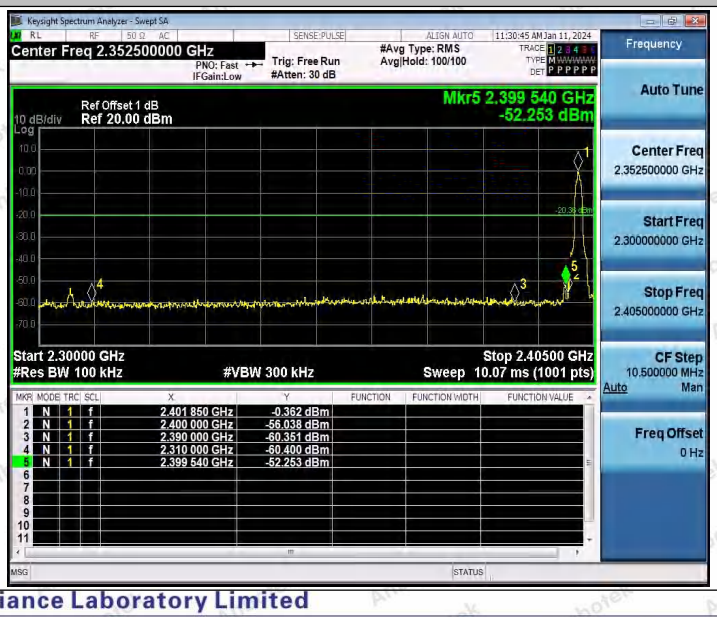

2DH5_Ant1_High_2480

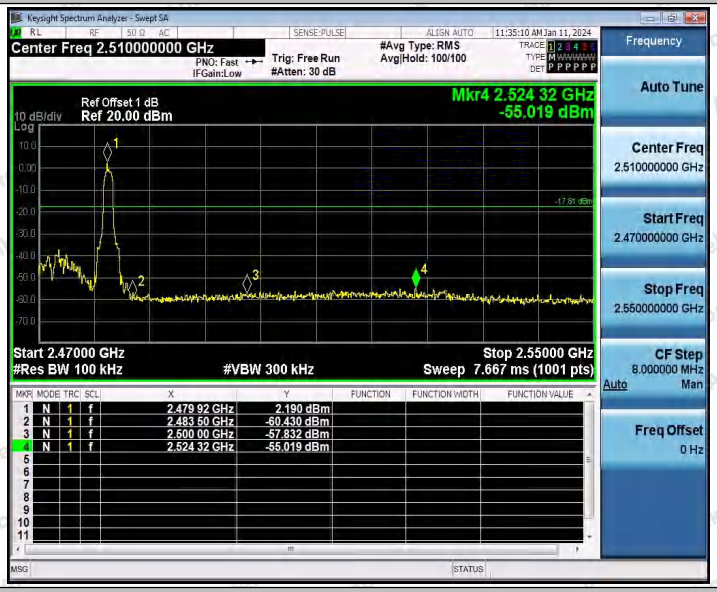

2DH5_Ant1_Low_Hop_2402

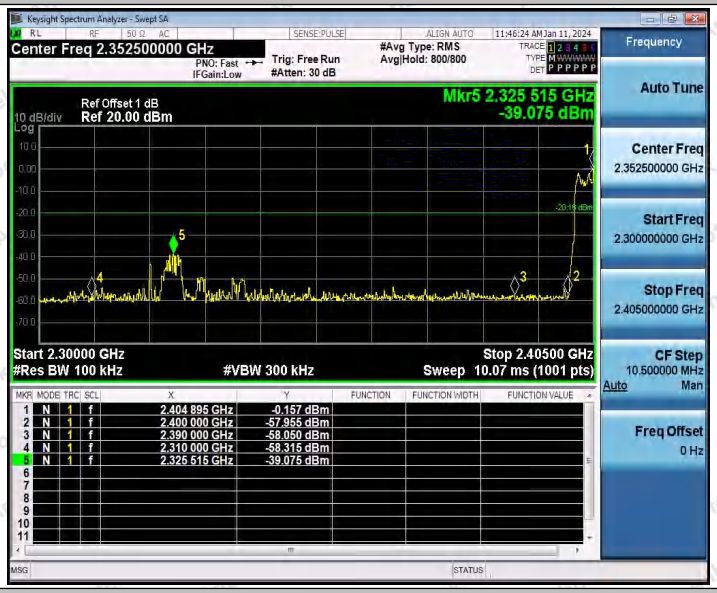

2DH5_Ant1_High_Hop_2480

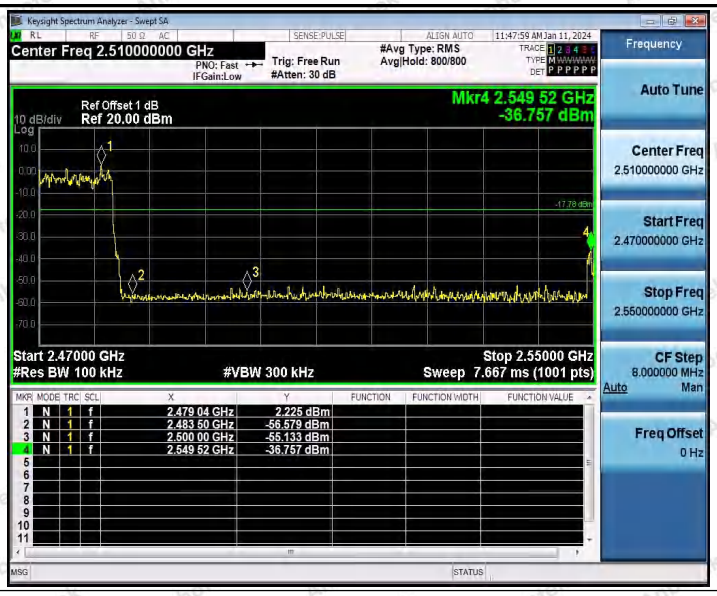
Keysight Spectrum Analyzer - Swept SA
Center Freq 2.510000000 GHz
PNO: Fast
IFGain:Low
Trig: Free Run
#Atten: 30 dB
#Avg Type: RMS
Avg|Hold: 800/800
11:47:59 AM Jan 11, 2024
Ref Offset 1 dB
10 dB/div
Ref 20.00 dBm
Log
Mkr4 2.549 52 GHz
-36.757 dBm
-17.78 dBm
Start 2.47000 GHz
#Res BW 100 kHz
#VBW 300 kHz
Stop 2.55000 GHz
Sweep 7.667 ms (1001 pts)
MKR MODE TRC SCL X Y FUNCTION FUNCTION WIDTH FUNCTION VALUE
1 N 1 f 2.479 04 GHz 2.225 dBm
2 N 1 f 2.483 50 GHz -56.579 dBm
3 N 1 f 2.500 00 GHz -65.133 dBm
4 N 1 f 2.549 52 GHz -36.757 dBm
Frequency
Auto Tune
Center Freq
2.510000000 GHz
Start Freq
2.470000000 GHz
Stop Freq
2.550000000 GHz
CF Step
8.000000 MHz
Auto Man
Freq Offset
0 Hz
MSG
STATUS

Appendix H: Conducted Spurious Emission

Test Result

TestMode	Antenna	Frequency[MHz]	FreqRange [MHz]	RefLevel [dBm]	Result [dBm]	Limit [dBm]	Verdict
DH5	Ant1	2402	Reference	-0.60	-0.60	---	PASS
			30~1000	-0.60	-69.11	≤-20.6	PASS
			1000~26500	-0.60	-39.43	≤-20.6	PASS
		2441	Reference	0.01	0.01	---	PASS
			30~1000	0.01	-69.09	≤-19.99	PASS
			1000~26500	0.01	-38	≤-19.99	PASS
		2480	Reference	2.05	2.05	---	PASS
			30~1000	2.05	-69.03	≤-17.95	PASS
			1000~26500	2.05	-37.83	≤-17.95	PASS
2DH5	Ant1	2402	Reference	-4.20	-4.20	---	PASS
			30~1000	-4.20	-68.63	≤-24.2	PASS
			1000~26500	-4.20	-38.2	≤-24.2	PASS
		2441	Reference	0.54	0.54	---	PASS
			30~1000	0.54	-69.05	≤-19.46	PASS
			1000~26500	0.54	-40.8	≤-19.46	PASS
		2480	Reference	2.29	2.29	---	PASS
			30~1000	2.29	-52.47	≤-17.71	PASS
			1000~26500	2.29	-38.98	≤-17.71	PASS

Test Graphs

DH5_Ant1_2402_0~Reference

DH5_Ant1_2402_30~1000

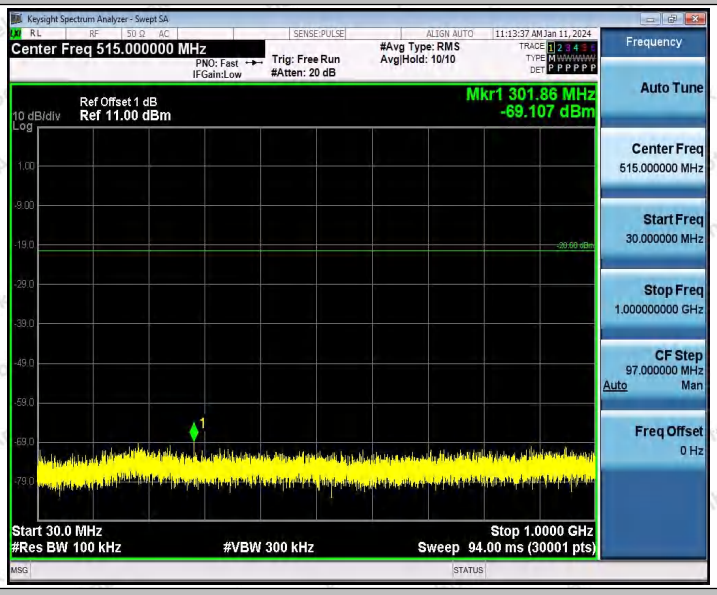

DH5_Ant1_2402_1000~26500

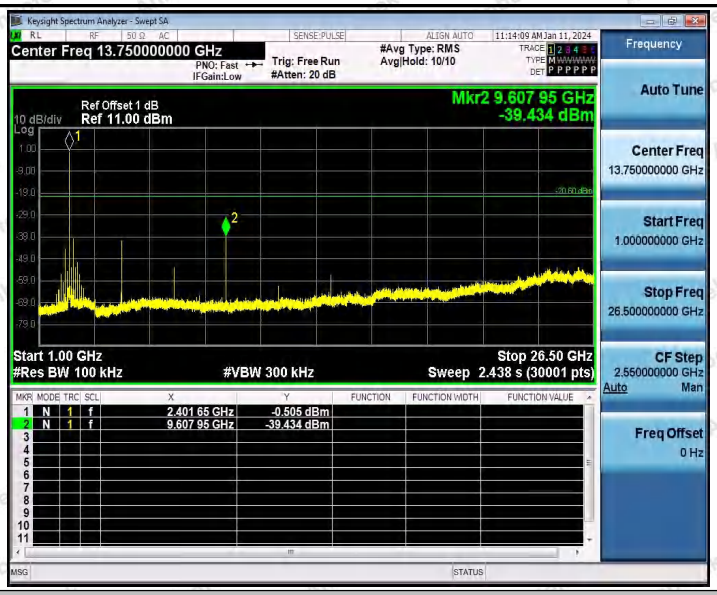

DH5_Ant1_2441_0~Reference

DH5_Ant1_2441_30~1000

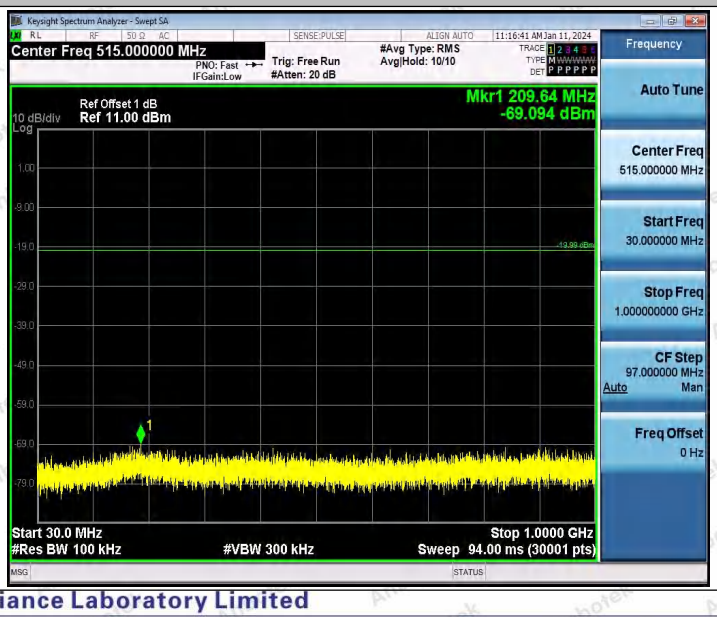

DH5_Ant1_2441_1000~26500

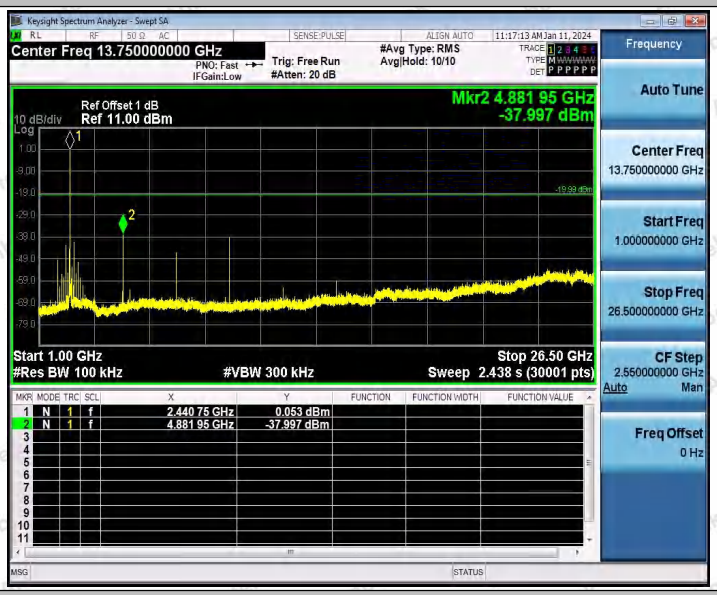

DH5_Ant1_2480_0~Reference

DH5_Ant1_2480_30~1000

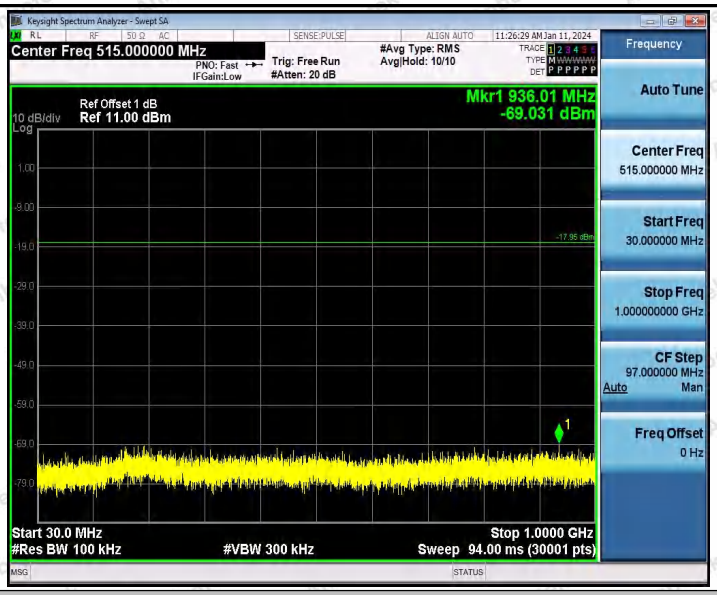

DH5_Ant1_2480_1000~26500

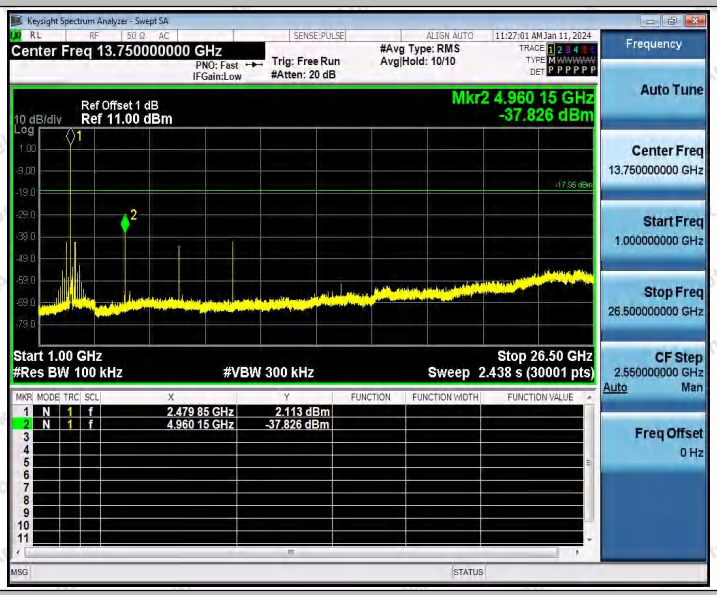

2DH5_Ant1_2402_0~Reference

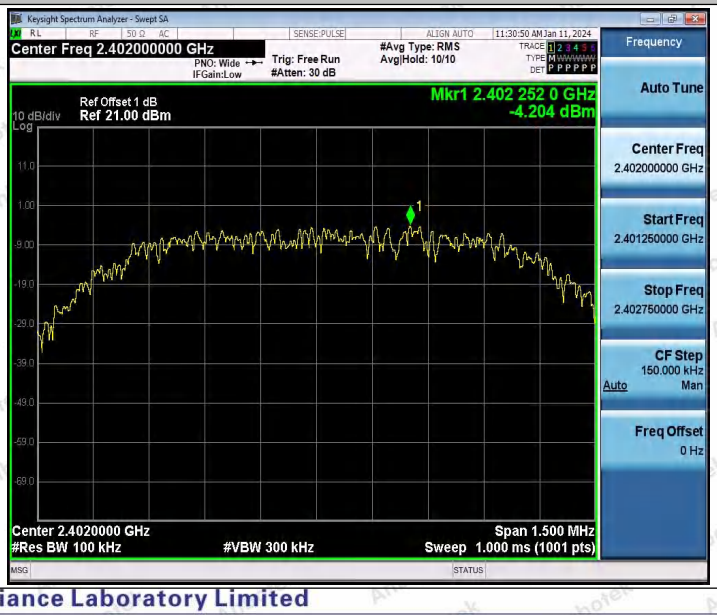

2DH5_Ant1_2402_30~1000

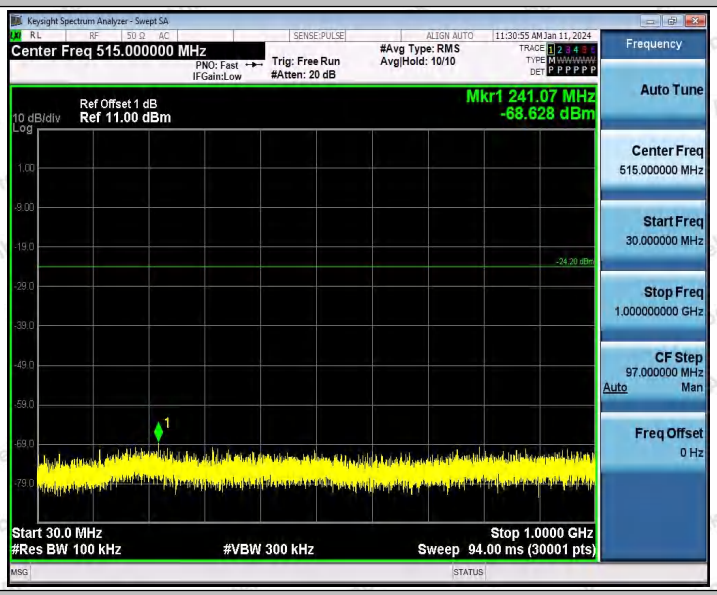

2DH5_Ant1_2402_1000~26500

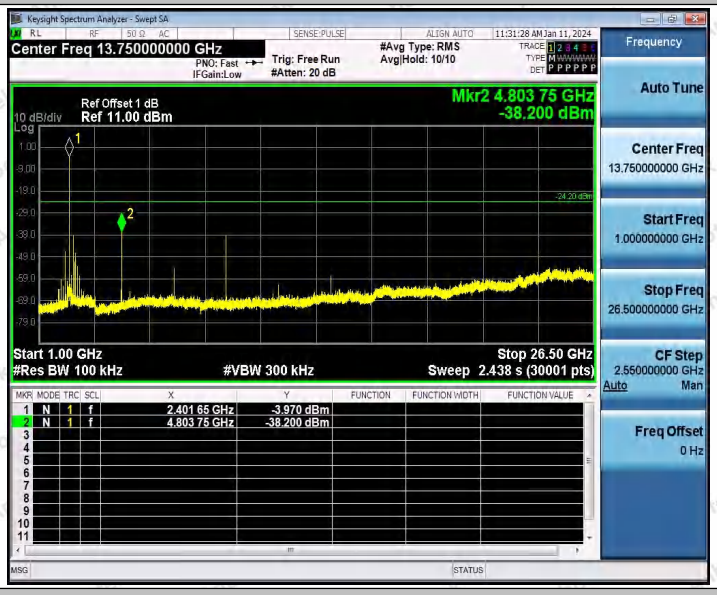

2DH5_Ant1_2441_0~Reference

2DH5_Ant1_2441_30~1000

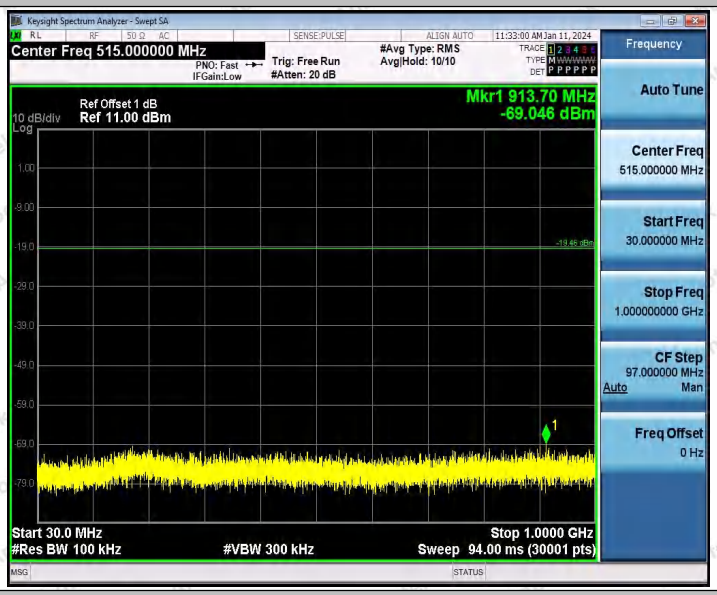

2DH5_Ant1_2441_1000~26500

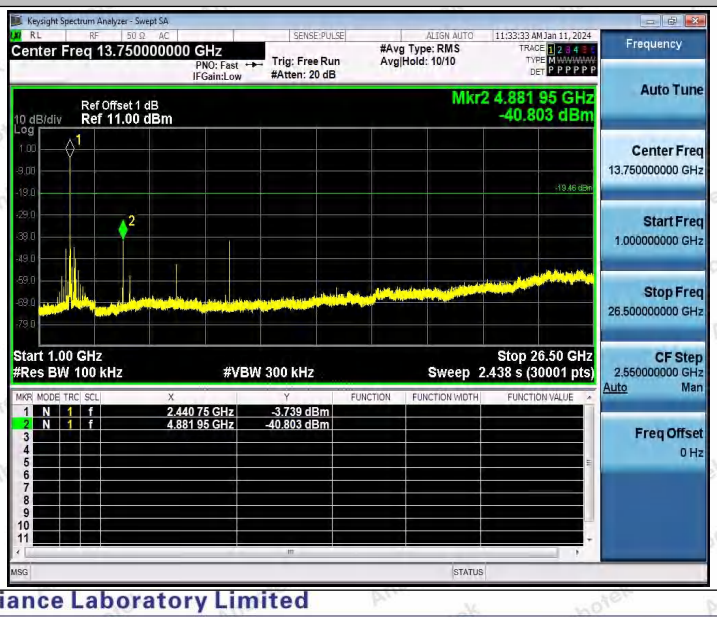

2DH5_Ant1_2480_0~Reference

2DH5_Ant1_2480_30~1000

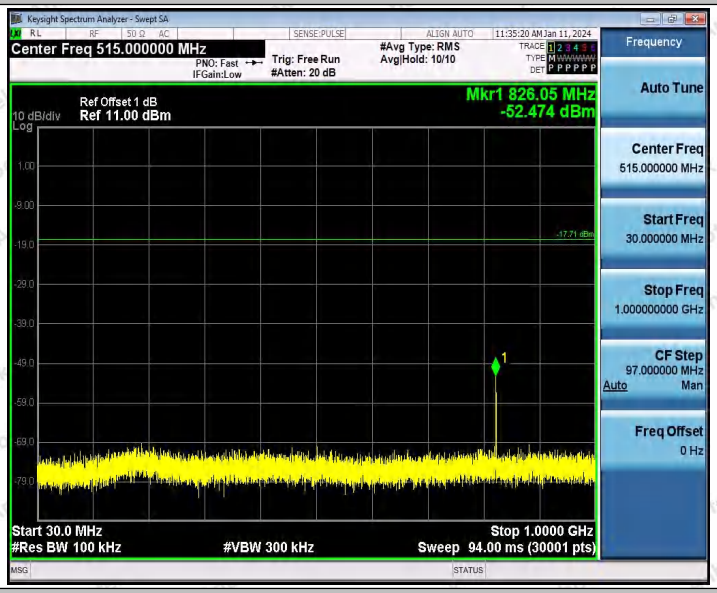

2DH5_Ant1_2480_1000~26500

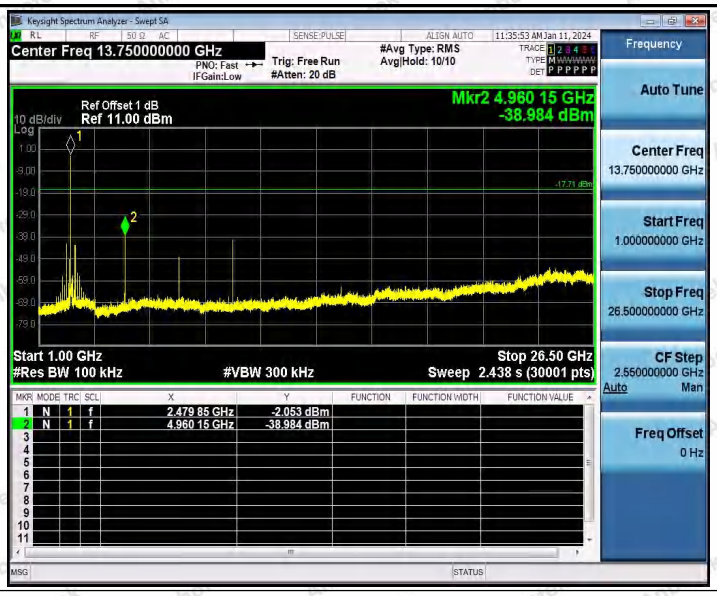
Keysight Spectrum Analyzer - Swept SA
Center Freq 13.750000000 GHz
PNO: Fast
IFGain:Low
Trig: Free Run
#Atten: 20 dB
#Avg Type: RMS
Avg|Hold: 10/10
11:35:53 AM Jan 11, 2024
Ref Offset 1 dB
10 dB/div
Ref 11.00 dBm
Mkr2 4,960 15 GHz
-38.984 dBm
Start 1.00 GHz
#Res BW 100 kHz
#VBW 300 kHz
Stop 26.50 GHz
Sweep 2.438 s (30001 pts)
1 N 1 f 2.479 85 GHz -2.053 dBm
2 N 1 f 4.960 15 GHz -38.984 dBm
Frequency
Auto Tune
Center Freq
13.750000000 GHz
Start Freq
1.000000000 GHz
Stop Freq
26.500000000 GHz
CF Step
2.550000000 GHz
Auto Man
Freq Offset
0 Hz

Appendix I: Duty Cycle

Test Result

TestMode	Antenna	Frequency[MHz]	ON Time [ms]	Period [ms]	Duty Cycle [%]	Duty Cycle Factor[dB]
DH5	Ant1	2402	2.89	3.75	77.07	1.13
		2441	2.89	3.75	77.07	1.13
		2480	2.89	3.75	77.07	1.13
2DH5	Ant1	2402	2.90	3.75	77.33	1.12
		2441	2.89	3.75	77.07	1.13
		2480	2.89	3.75	77.07	1.13

Test Graphs

DH5_Ant1_2402

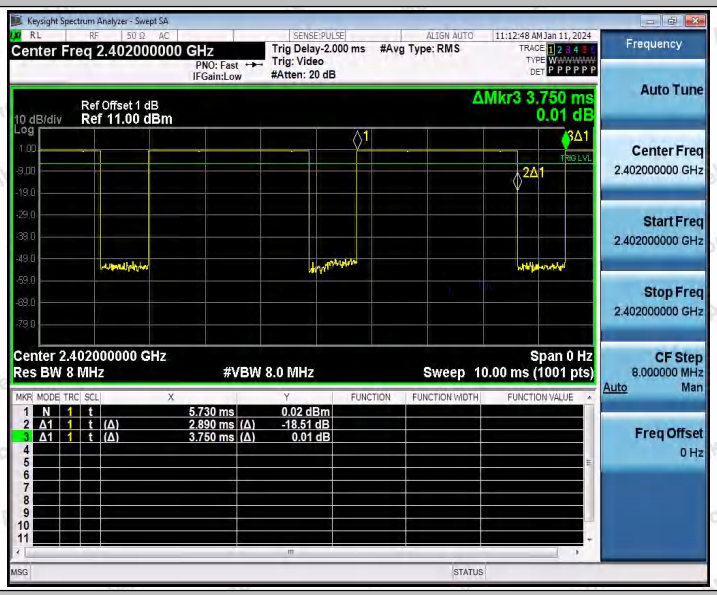

DH5_Ant1_2441

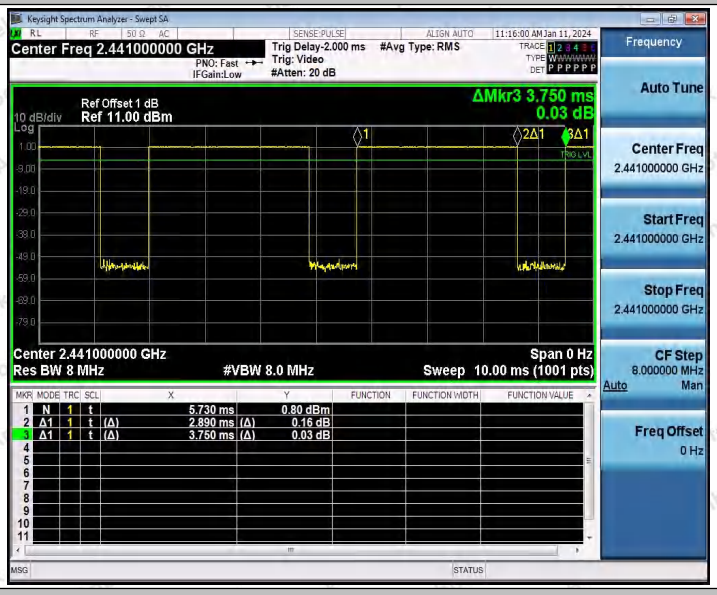

DH5_Ant1_2480

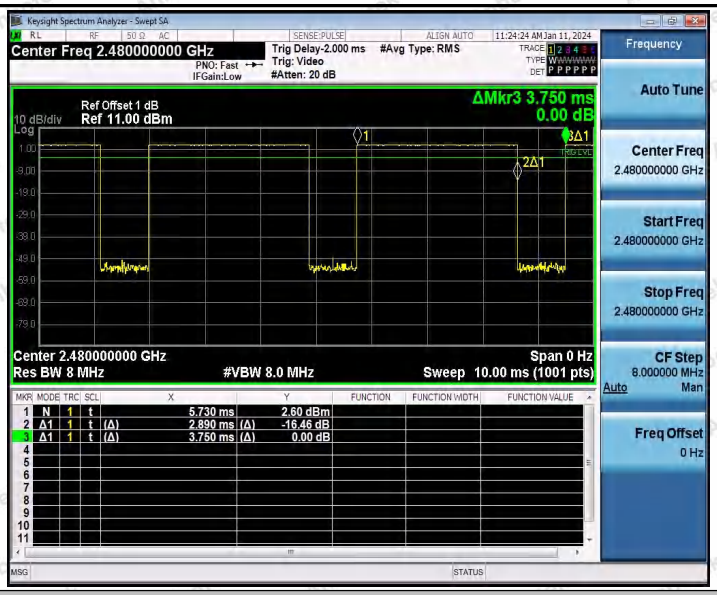

2DH5_Ant1_2402

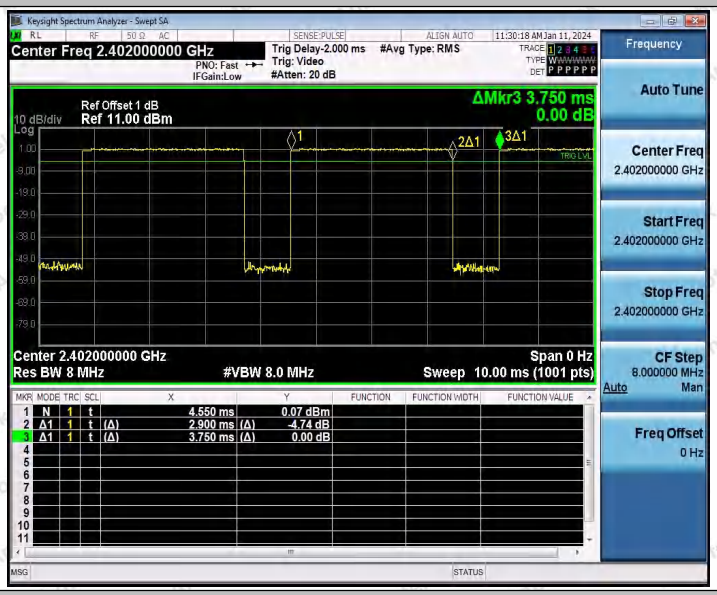

2DH5_Ant1_2441

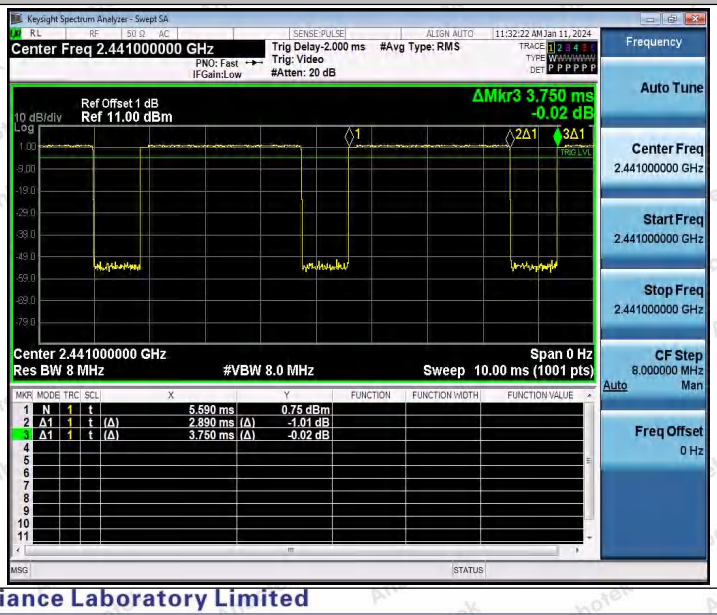

2DH5_Ant1_2480

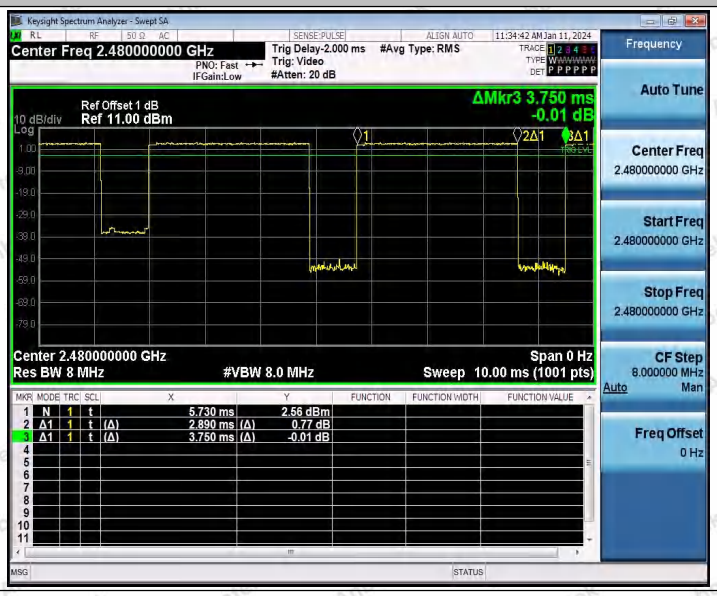

---end---