Appendix Test Data

Report No.:	18220WC40026301	Test Sample No.:	1-2-2
Start Test Date:	2024.2.4	Finish Test Date:	2024.2.4
Test Engineer:	Joker Huang	Auditor:	Justin Feng
Temperature:	25.3℃	Relative Humidity:	48%
Pressure:	101kPa		

Appendix A: 20dB Emission Bandwidth

Test Result

TestMode	Antenna	Frequency[MHz]	20db EBW[MHz]	FL[MHz]	FH[MHz]	Limit[MHz]	Verdict
DH5	Ant1	2402	1.029	2401.502	2402.531	---	---
		2441	1.047	2440.493	2441.540	---	---
		2480	1.068	2479.475	2480.543	---	---
2DH5	Ant1	2402	1.326	2401.364	2402.690	---	---
		2441	1.317	2440.373	2441.690	---	---
		2480	1.335	2479.355	2480.690	---	---
3DH5	Ant1	2402	1.302	2401.373	2402.675	---	---
		2441	1.296	2440.373	2441.669	---	---
		2480	1.287	2479.379	2480.666	---	---

Test Graphs

DH5_Ant1_2402

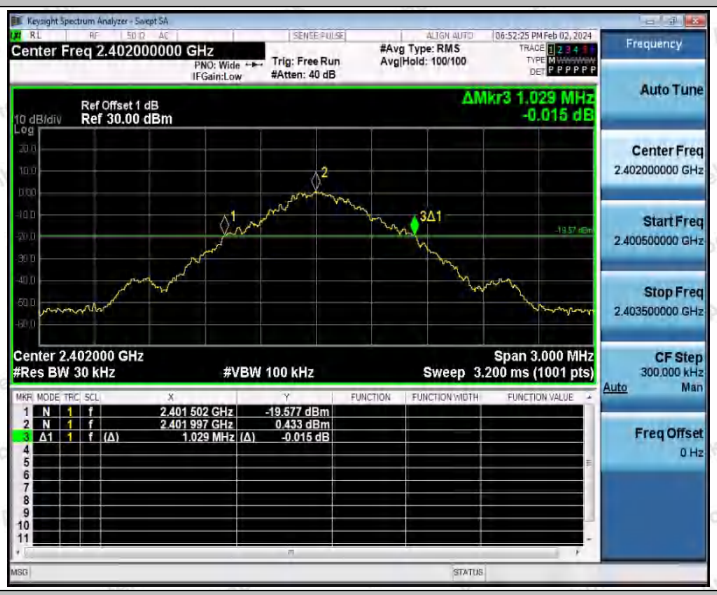

DH5_Ant1_2441

DH5_Ant1_2480

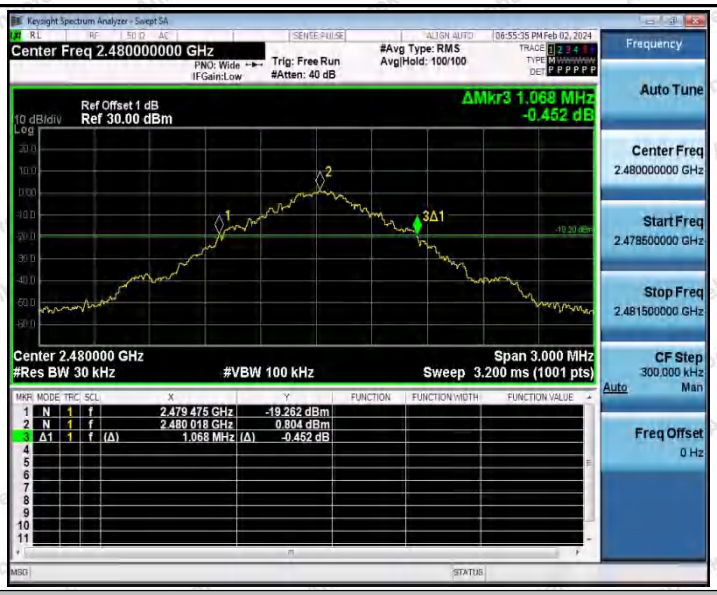

2DH5_Ant1_2402

2DH5_Ant1_2441

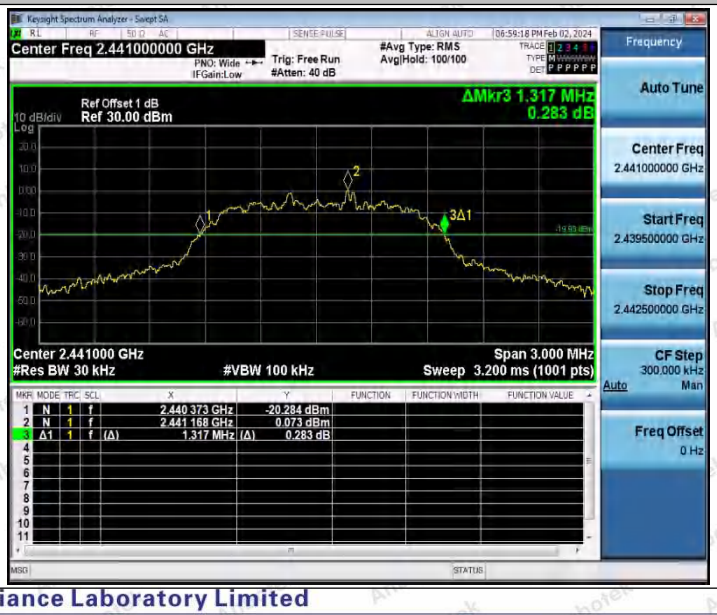

2DH5_Ant1_2480

3DH5_Ant1_2402

3DH5_Ant1_2441

3DH5_Ant1_2480

Appendix B: Occupied Channel Bandwidth

Test Result

TestMode	Antenna	Frequency[MHz]	OCB [MHz]	FL[MHz]	FH[MHz]	Limit[MHz]	Verdict
DH5	Ant1	2402	0.90418	2401.5686	2402.4727	---	---
		2441	0.93556	2440.5504	2441.4860	---	---
		2480	0.94003	2479.5473	2480.4873	---	---
2DH5	Ant1	2402	1.2137	2401.4229	2402.6366	---	---
		2441	1.2302	2440.4177	2441.6479	---	---
		2480	1.2214	2479.4200	2480.6414	---	---
3DH5	Ant1	2402	1.2063	2401.4143	2402.6206	---	---
		2441	1.2130	2440.4134	2441.6264	---	---
		2480	1.2187	2479.4114	2480.6301	---	---

Test Graphs

DH5_Ant1_2402

DH5_Ant1_2441

DH5_Ant1_2480

2DH5_Ant1_2402

2DH5_Ant1_2441

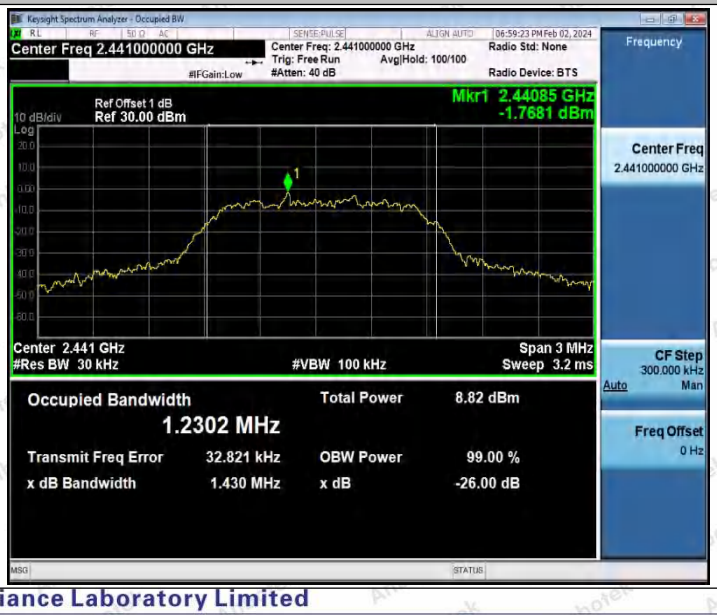

2DH5_Ant1_2480

3DH5_Ant1_2402

3DH5_Ant1_2441

3DH5_Ant1_2480

Appendix C: Maximum conducted output power

Test Result Peak

Test Mode	Antenna	Frequency[MHz]	Conducted Peak Power[dBm]	Conducted Limit[dBm]	Verdict
DH5	Ant1	2402	3.06	≤20.97	PASS
		2441	3.4	≤20.97	PASS
		2480	3.51	≤20.97	PASS
2DH5	Ant1	2402	3.84	≤20.97	PASS
		2441	4.18	≤20.97	PASS
		2480	4.23	≤20.97	PASS
3DH5	Ant1	2402	4.26	≤20.97	PASS
		2441	4.59	≤20.97	PASS
		2480	4.65	≤20.97	PASS

Test Graphs

DH5_Ant1_2402

DH5_Ant1_2441

DH5_Ant1_2480

2DH5_Ant1_2402

2DH5_Ant1_2441

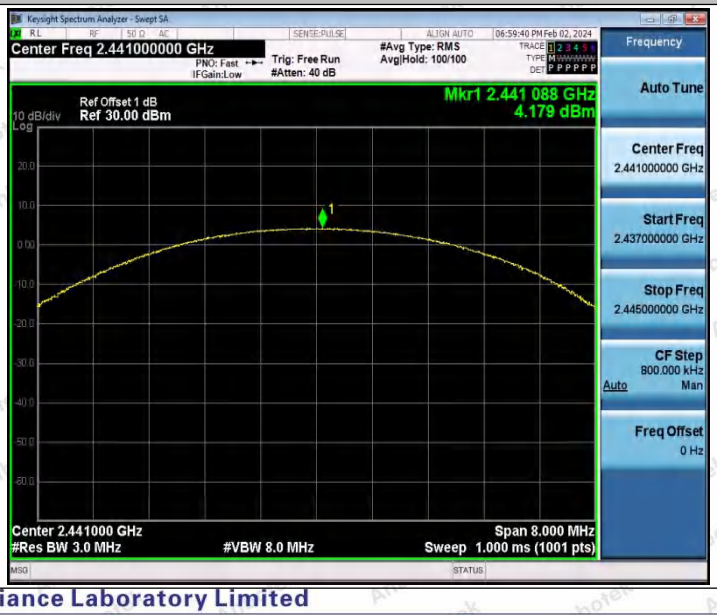

2DH5_Ant1_2480

3DH5_Ant1_2402

3DH5_Ant1_2441

3DH5_Ant1_2480

Appendix D: Carrier frequency separation

Test Result

TestMode	Antenna	Frequency[MHz]	Result[MHz]	Limit[MHz]	Verdict
DH5	Ant1	Hop	1.186	≥1.068	PASS
2DH5	Ant1	Hop	1.072	≥0.890	PASS
3DH5	Ant1	Hop	1.168	≥0.868	PASS

Test Graphs

DH5_Ant1_Hop

2DH5_Ant1_Hop

3DH5_Ant1_Hop

Appendix E: Time of occupancy

Test Result

TestMode	Antenna	Frequency[MHz]	BurstWidth [ms]	TotalHops [Num]	Result[s]	Limit[s]	Verdict
DH1	Ant1	Hop	0.375	312	0.117	≤0.4	PASS
DH3	Ant1	Hop	1.630	154	0.251	≤0.4	PASS
DH5	Ant1	Hop	2.879	122	0.351	≤0.4	PASS
2DH1	Ant1	Hop	0.384	320	0.123	≤0.4	PASS
2DH3	Ant1	Hop	1.637	162	0.265	≤0.4	PASS
2DH5	Ant1	Hop	2.884	115	0.332	≤0.4	PASS
3DH1	Ant1	Hop	0.386	319	0.123	≤0.4	PASS
3DH3	Ant1	Hop	1.635	155	0.253	≤0.4	PASS
3DH5	Ant1	Hop	2.887	110	0.318	≤0.4	PASS

Test Graphs

DH1_Ant1_Hop

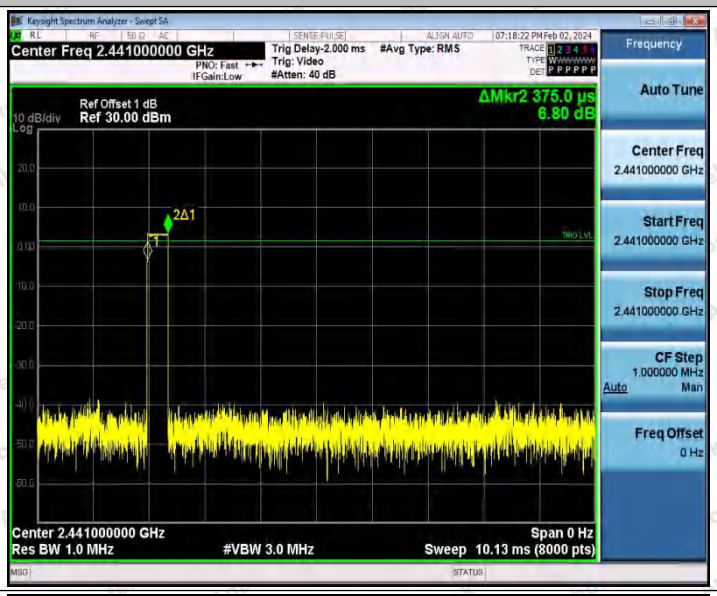

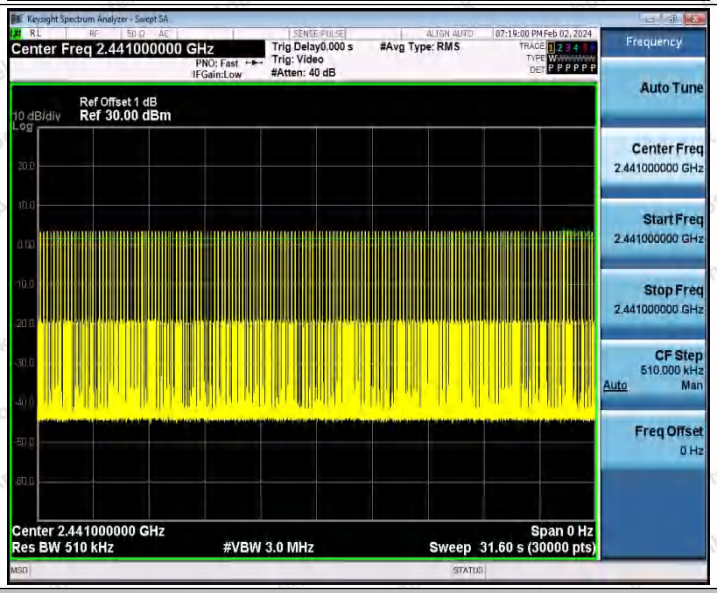

DH3_Ant1_Hop

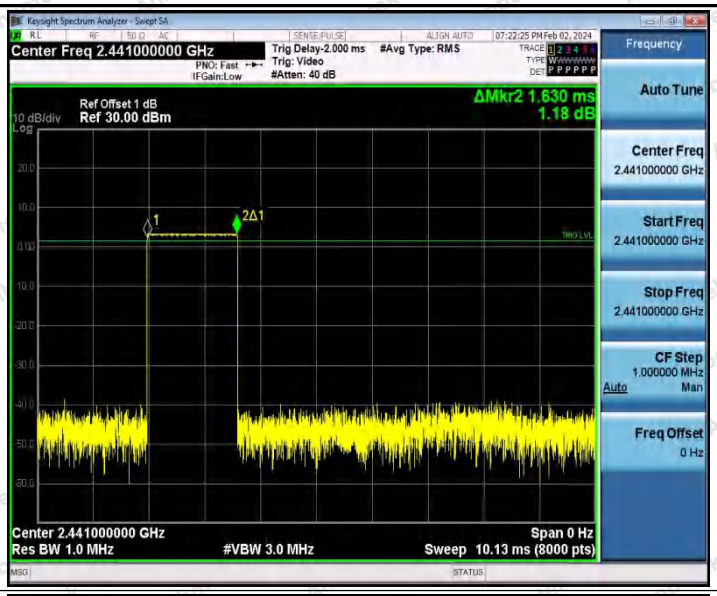
Keysight Spectrum Analyzer - Swept SA
Center Freq 2.441000000 GHz
Trig Delay-2.000 ms
#Avg Type: RMS
Trig: Video
#Atten: 40 dB
PNO: Fast
IFGain:Low
07:22:25 PM Feb 02, 2024
Ref Offset 1 dB
10 dB/div
Ref 30.00 dBm
ΔMkr2 1.630 ms
1.18 dB
Center 2.441000000 GHz
Span 0 Hz
Res BW 1.0 MHz
#VBW 3.0 MHz
Sweep 10.13 ms (8000 pts)
Frequency
Auto Tune
Center Freq
2.441000000 GHz
Start Freq
2.441000000 GHz
Stop Freq
2.441000000 GHz
CF Step
1.000000 MHz
Auto
Man
Freq Offset
0 Hz

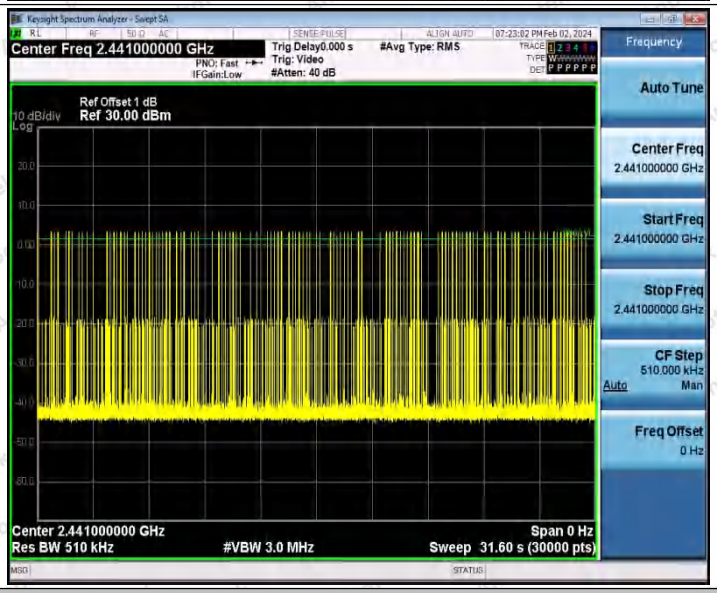
Keysight Spectrum Analyzer - Swept SA
Center Freq 2.441000000 GHz
Trig Delay0.000 s
#Avg Type: RMS
Trig: Video
#Atten: 40 dB
PNO: Fast
IFGain:Low
07:23:02 PM Feb 02, 2024
Ref Offset 1 dB
10 dB/div
Ref 30.00 dBm
Center 2.441000000 GHz
Span 0 Hz
Res BW 510 kHz
#VBW 3.0 MHz
Sweep 31.60 s (30000 pts)
Frequency
Auto Tune
Center Freq
2.441000000 GHz
Start Freq
2.441000000 GHz
Stop Freq
2.441000000 GHz
CF Step
510.000 kHz
Auto
Man
Freq Offset
0 Hz

DH5_Ant1_Hop

Keysight Spectrum Analyzer - Swept SA
Center Freq 2.441000000 GHz
Trig Delay-2.000 ms
#Avg Type: RMS
Trig: Video
#Atten: 40 dB
PNO: Fast
IFGain:Low
07:17:11 PM Feb 02, 2024
Ref Offset 1 dB
10 dB/div
Ref 30.00 dBm
ΔMkr2 2.879 ms
14.57 dB
Center 2.441000000 GHz
Span 0 Hz
Res BW 1.0 MHz
#VBW 3.0 MHz
Sweep 10.13 ms (8000 pts)
Frequency
Auto Tune
Center Freq
2.441000000 GHz
Start Freq
2.441000000 GHz
Stop Freq
2.441000000 GHz
CF Step
1.000000 MHz
Auto
Man
Freq Offset
0 Hz

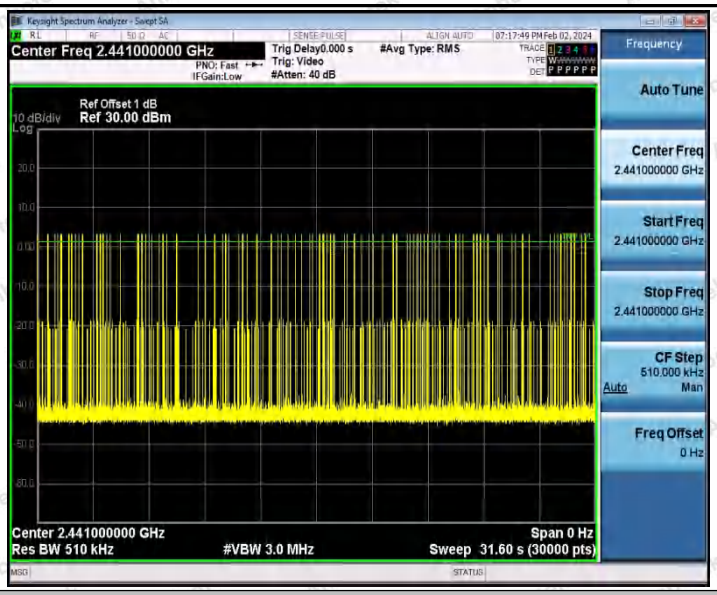

2DH1_Ant1_Hop

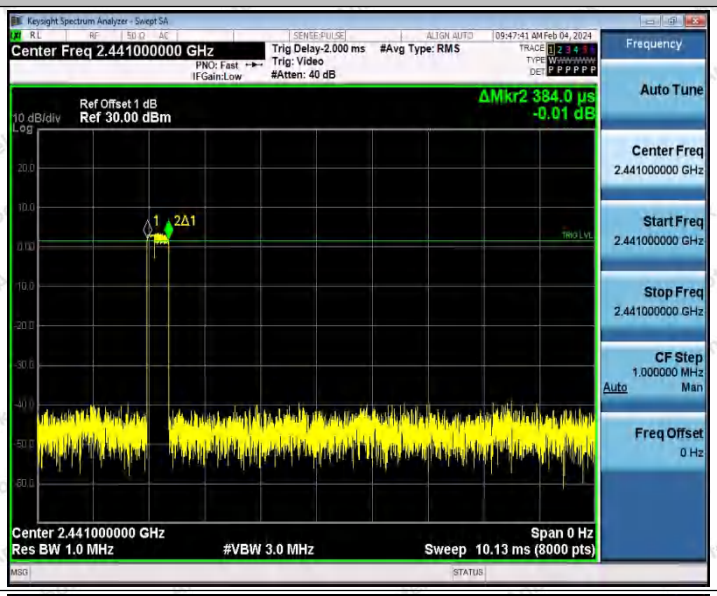

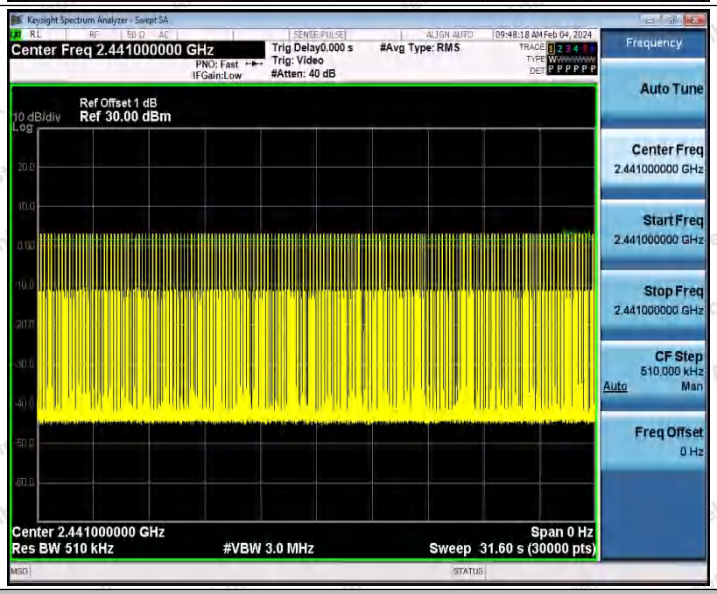

2DH3_Ant1_Hop

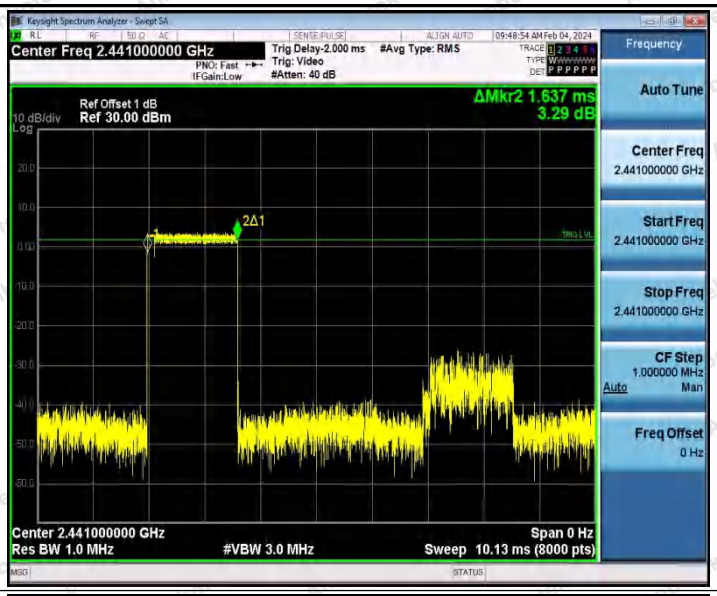

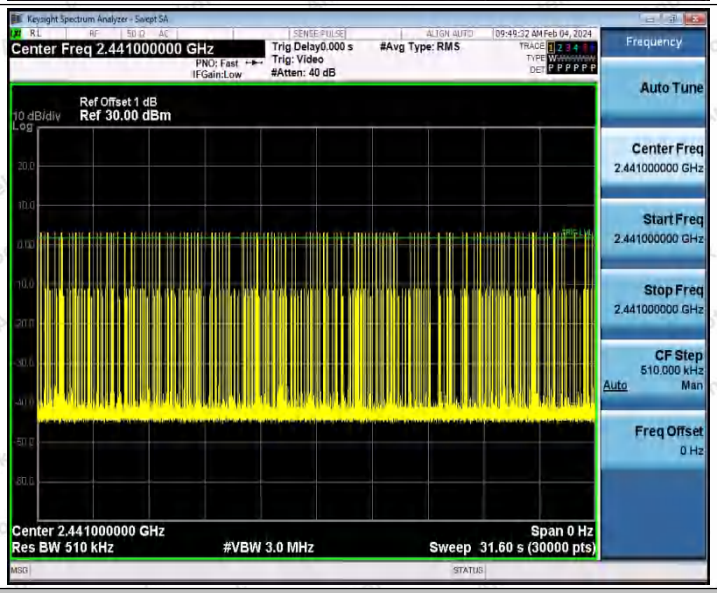

2DH5_Ant1_Hop

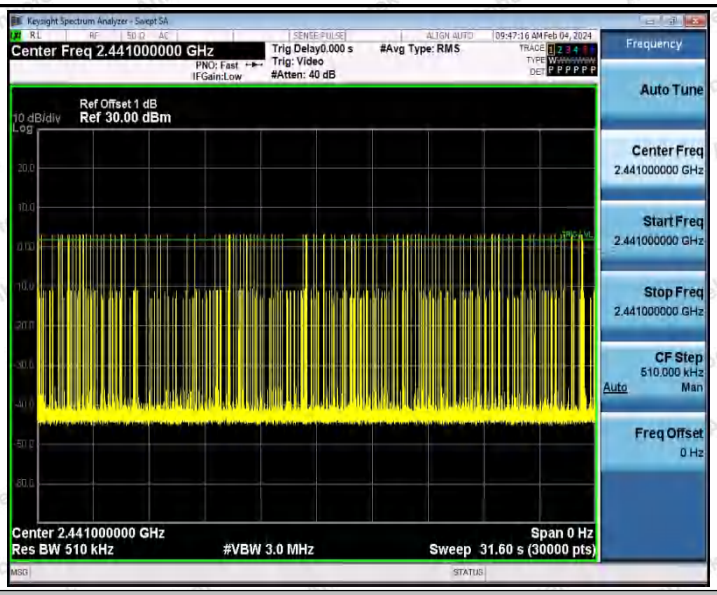

3DH1_Ant1_Hop

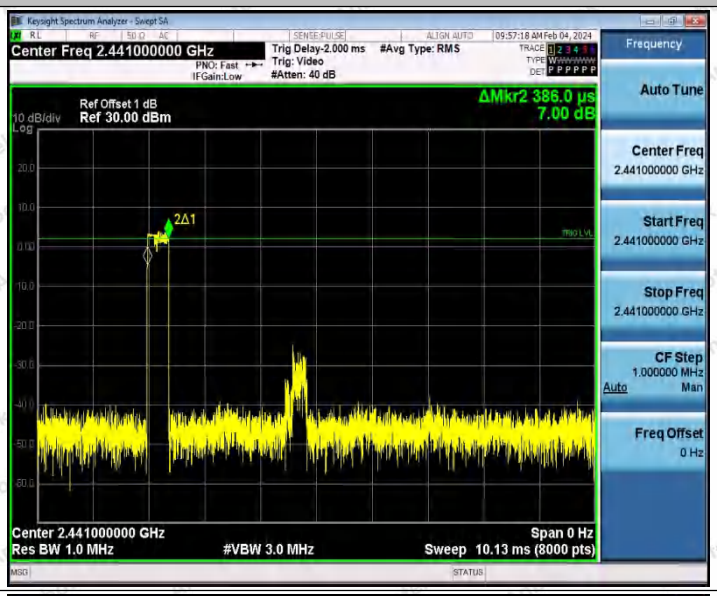

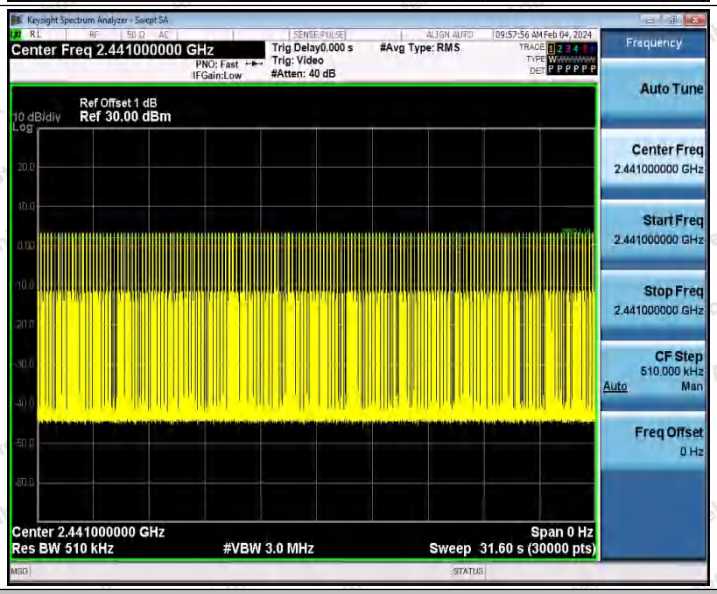

3DH3_Ant1_Hop

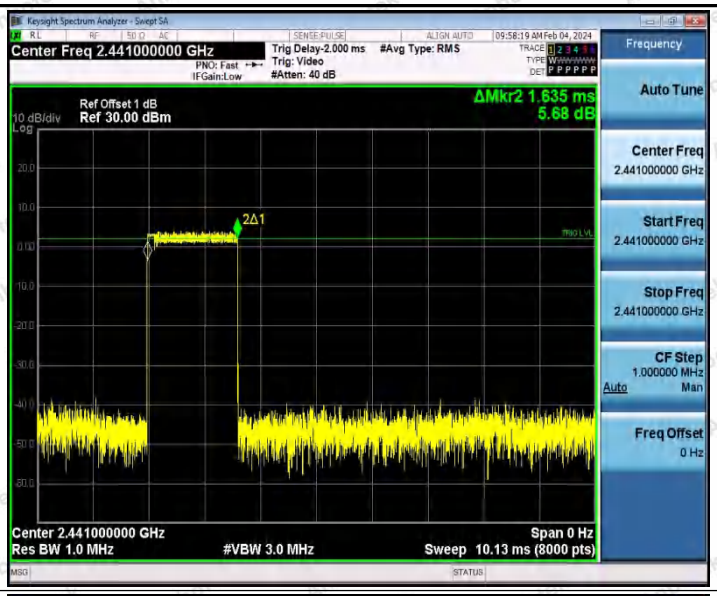

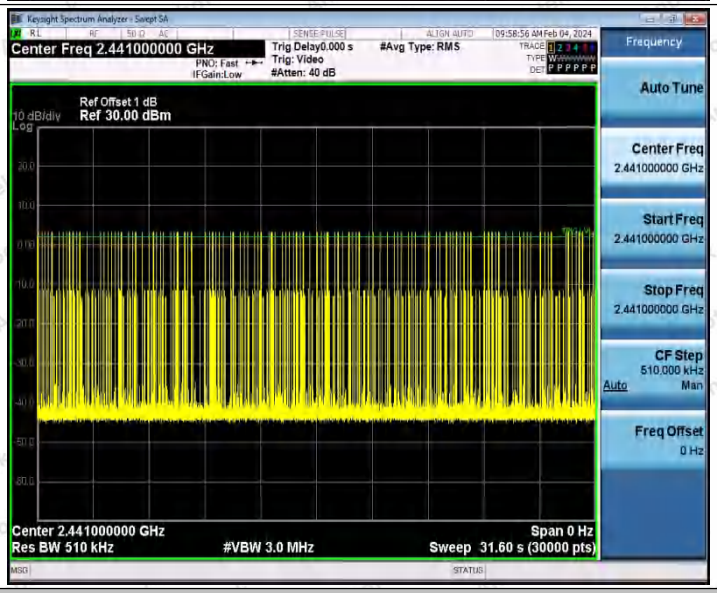

3DH5_Ant1_Hop

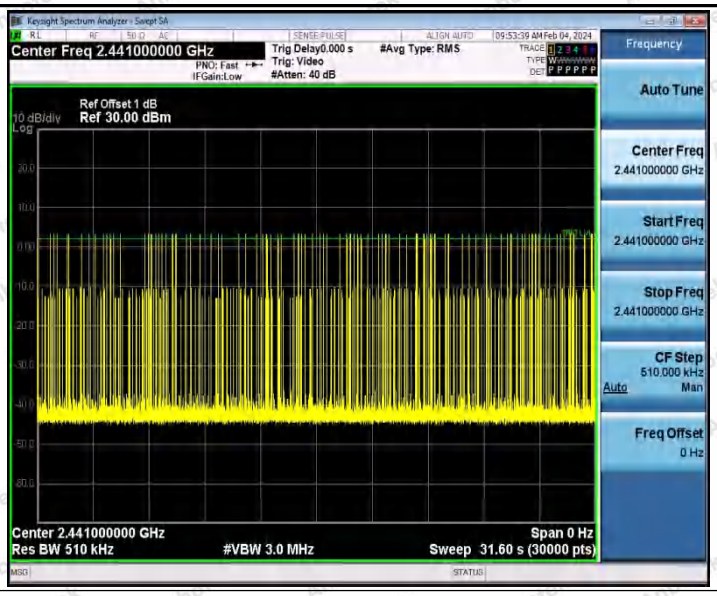
Keysight Spectrum Analyzer - Swept SA
Center Freq 2.441000000 GHz
PNO: Fast
IFGain:Low
Trig Delay0.000 s
Trig: Video
#Atten: 40 dB
#Avg Type: RMS
09:53:39 AM Feb 04, 2024
Frequency
Auto Tune
Center Freq
2.441000000 GHz
Start Freq
2.441000000 GHz
Stop Freq
2.441000000 GHz
CF Step
510.000 kHz
Auto
Man
Freq Offset
0 Hz
Ref Offset 1 dB
10 dB/div
Ref 30.00 dBm
Log
Center 2.441000000 GHz
Res BW 510 kHz
#VBW 3.0 MHz
Span 0 Hz
Sweep 31.60 s (30000 pts)
MSG
STATUS

Appendix F: Number of hopping channels

Test Result

TestMode	Antenna	Frequency[MHz]	Result[Num]	Limit[Num]	Verdict
DH5	Ant1	Hop	79	≥15	PASS
2DH5	Ant1	Hop	79	≥15	PASS
3DH5	Ant1	Hop	79	≥15	PASS

Test Graphs

DH5_Ant1_Hop

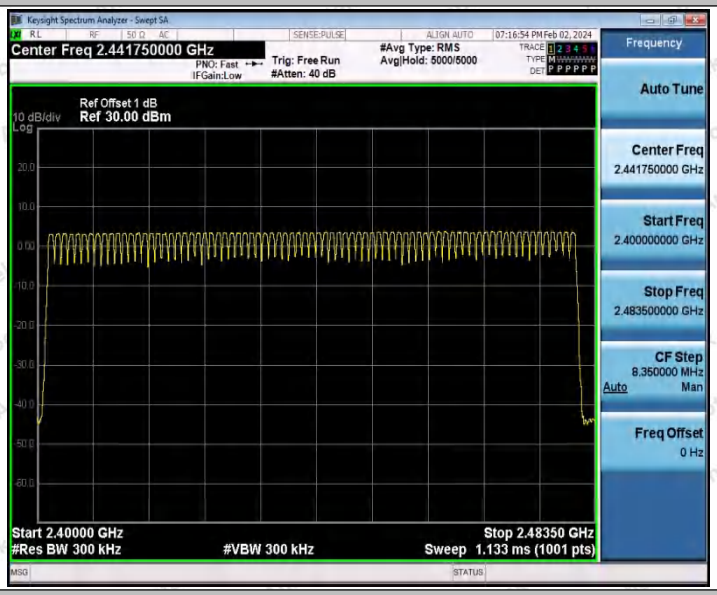

2DH5_Ant1_Hop

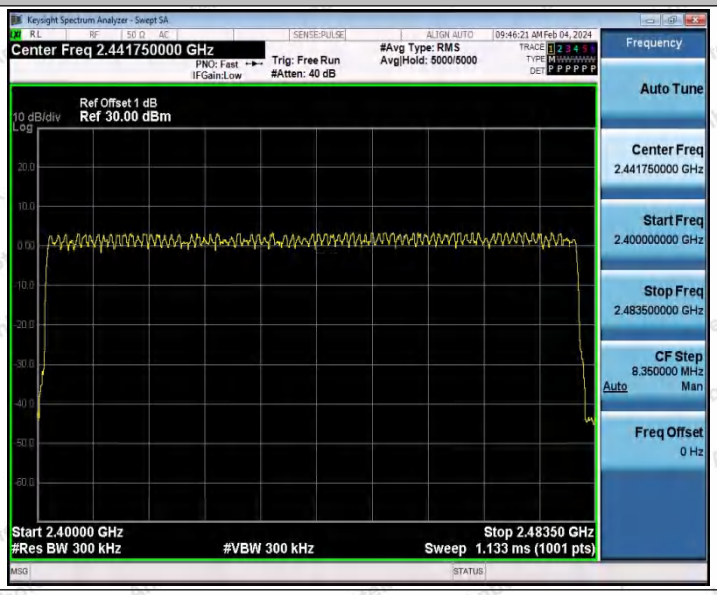

3DH5_Ant1_Hop

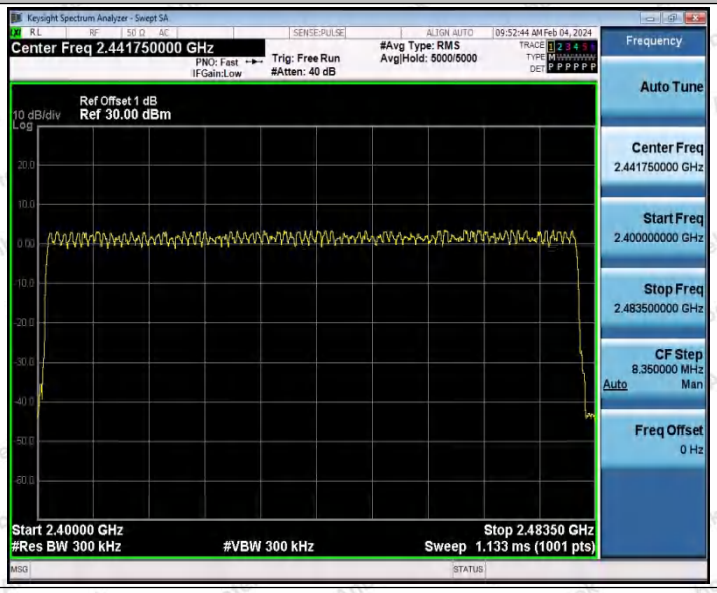

Appendix G: Band edge measurements

Test Result

TestMode	Antenna	ChName	Frequency[MHz]	RefLevel [dBm]	Result [dBm]	Limit [dBm]	Verdict
DH5	Ant1	Low	2402	2.84	-50.99	≤-17.16	PASS
		High	2480	3.28	-51.23	≤-16.72	PASS
		Low	Hop_2402	2.78	-52.51	≤-17.22	PASS
		High	Hop_2480	3.02	-51.35	≤-16.98	PASS
2DH5	Ant1	Low	2402	1.62	-47.38	≤-18.38	PASS
		High	2480	3.14	-51.24	≤-16.86	PASS
		Low	Hop_2402	1.37	-52.04	≤-18.63	PASS
		High	Hop_2480	2.42	-53.02	≤-17.58	PASS
3DH5	Ant1	Low	2402	2.26	-52.2	≤-17.74	PASS
		High	2480	3.19	-50.67	≤-16.81	PASS
		Low	Hop_2402	2.10	-52.89	≤-17.9	PASS
		High	Hop_2480	2.95	-52.98	≤-17.05	PASS

Test Graphs

DH5_Ant1_Low_2402

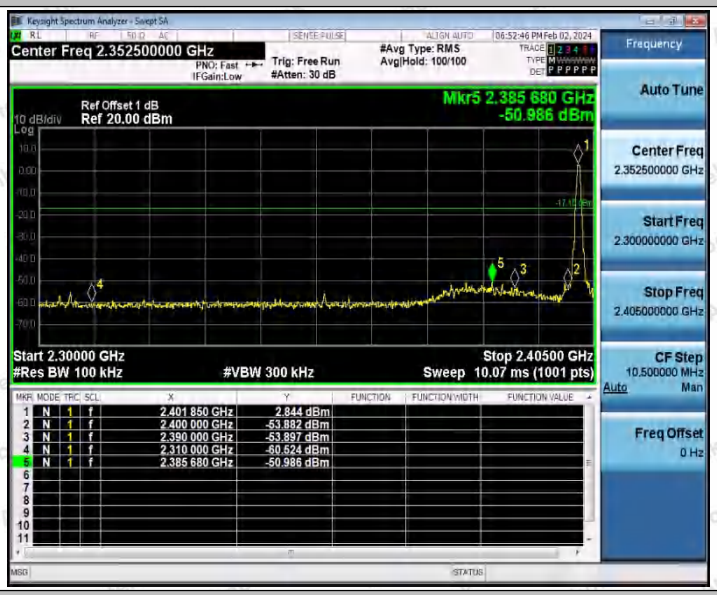

DH5_Ant1_High_2480

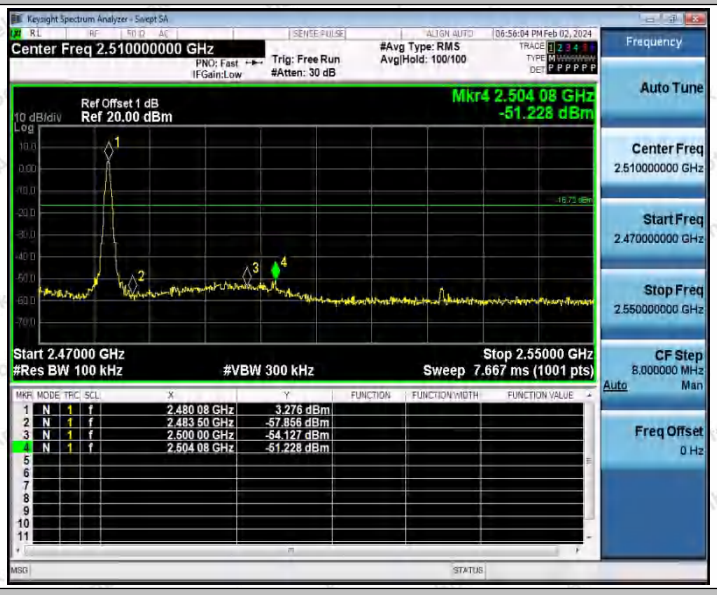

DH5_Ant1_Low_Hop_2402

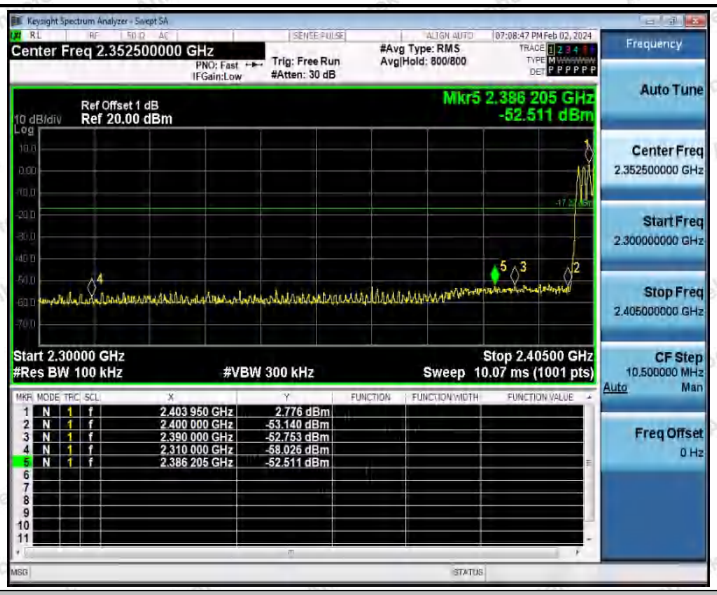

DH5_Ant1_High_Hop_2480

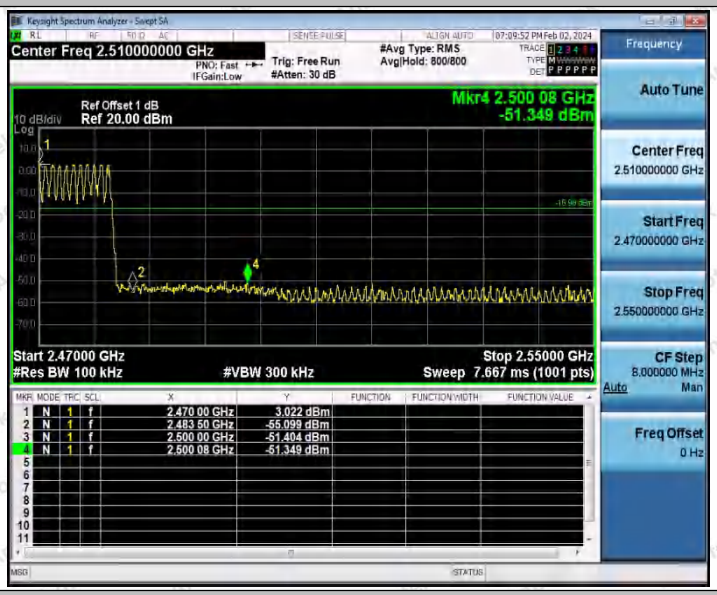

2DH5_Ant1_Low_2402

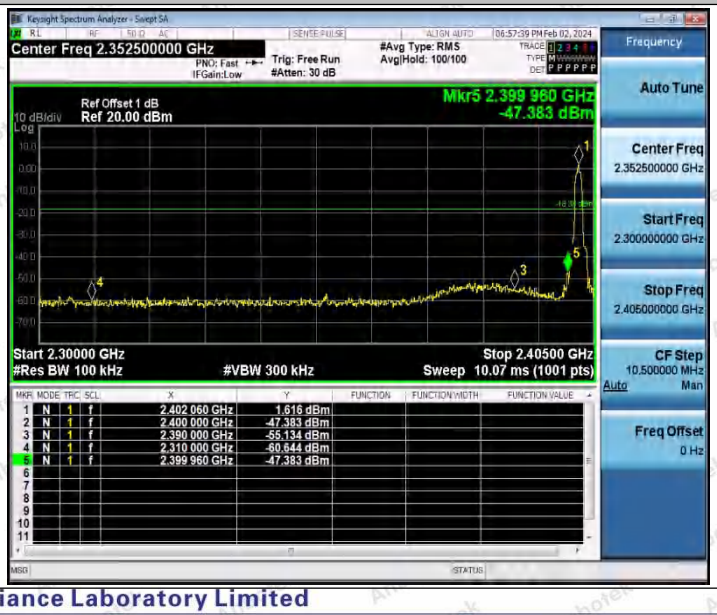

2DH5_Ant1_High_2480

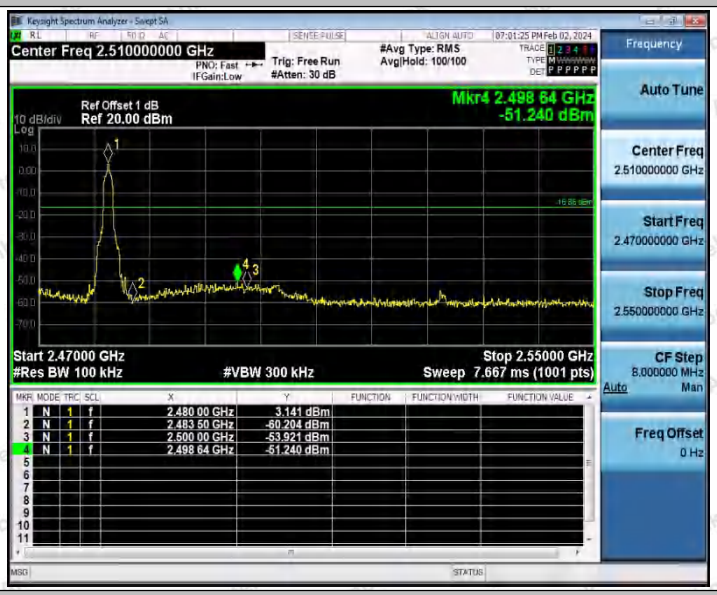

2DH5_Ant1_Low_Hop_2402

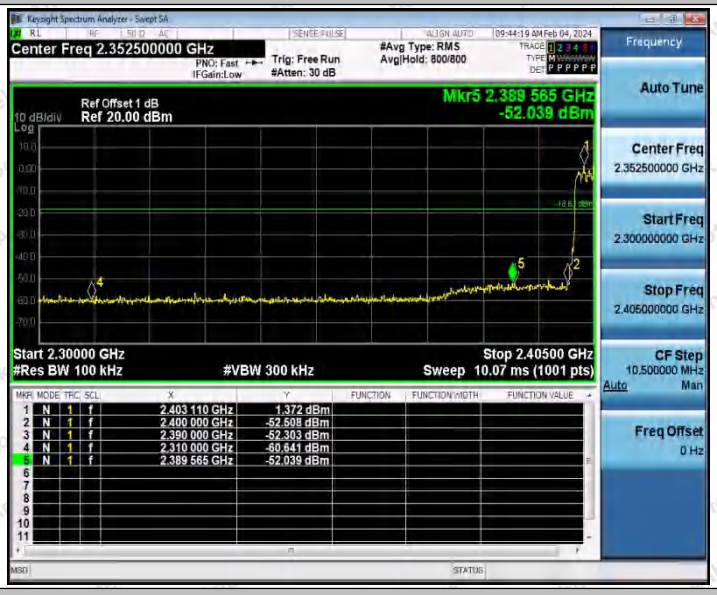

2DH5_Ant1_High_Hop_2480

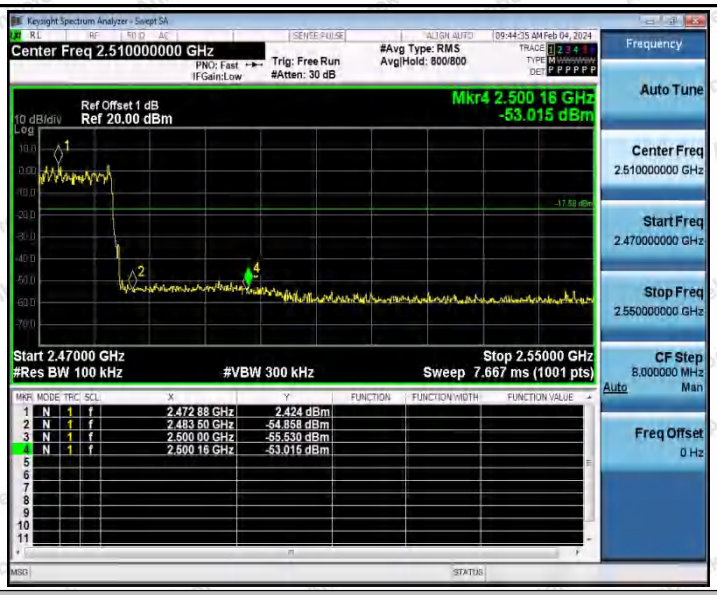

3DH5_Ant1_Low_2402

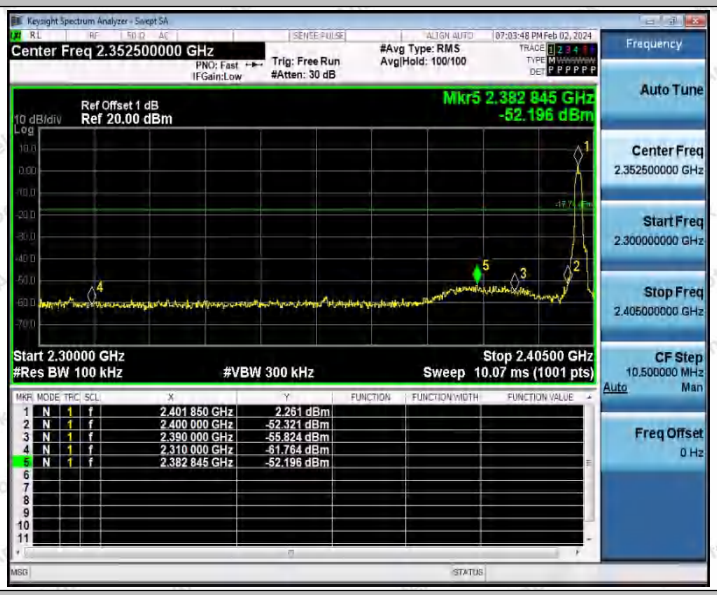

3DH5_Ant1_High_2480

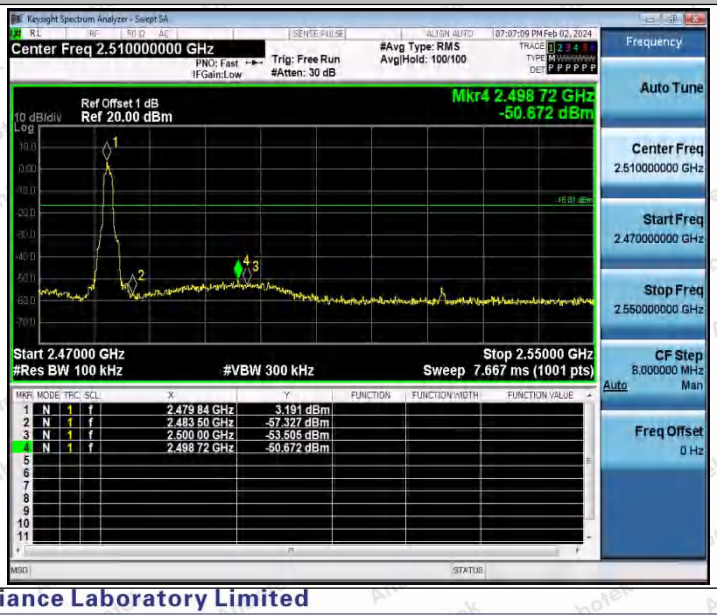

3DH5_Ant1_Low_Hop_2402

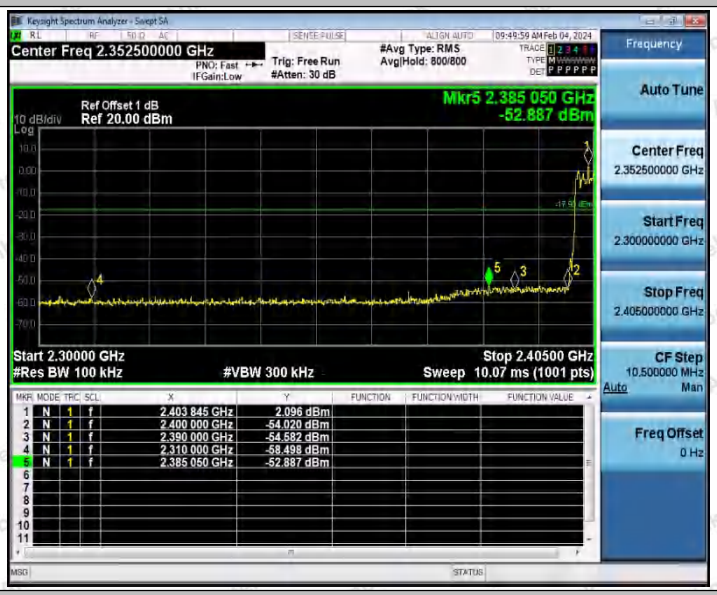

3DH5_Ant1_High_Hop_2480

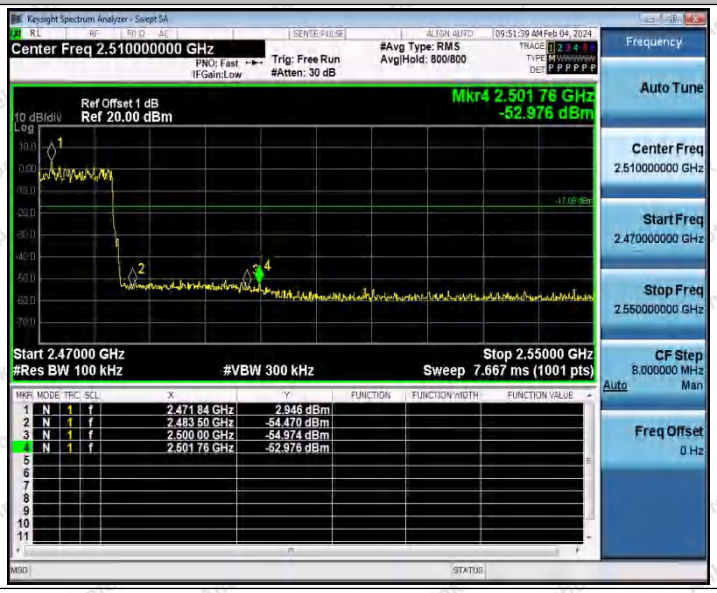

Appendix H: Conducted Spurious Emission

Test Result

TestMode	Antenna	Frequency[MHz]	FreqRange [MHz]	RefLevel [dBm]	Result [dBm]	Limit [dBm]	Verdict
DH5	Ant1	2402	Reference	2.40	2.40	---	PASS
			30~1000	2.40	-62.74	≤-17.6	PASS
			1000~26500	2.40	-44.03	≤-17.6	PASS
		2441	Reference	2.91	2.91	---	PASS
			30~1000	2.91	-65.71	≤-17.09	PASS
			1000~26500	2.91	-45.07	≤-17.09	PASS
		2480	Reference	2.76	2.76	---	PASS
			30~1000	2.76	-59.49	≤-17.24	PASS
			1000~26500	2.76	-45.63	≤-17.24	PASS
2DH5	Ant1	2402	Reference	0.68	0.68	---	PASS
			30~1000	0.68	-65.14	≤-19.32	PASS
			1000~26500	0.68	-50.8	≤-19.32	PASS
		2441	Reference	0.40	0.40	---	PASS
			30~1000	0.40	-55.08	≤-19.6	PASS
			1000~26500	0.40	-42.61	≤-19.6	PASS
		2480	Reference	0.54	0.54	---	PASS
			30~1000	0.54	-65.13	≤-19.46	PASS
			1000~26500	0.54	-48.04	≤-19.46	PASS
3DH5	Ant1	2402	Reference	2.21	2.21	---	PASS
			30~1000	2.21	-56.32	≤-17.79	PASS
			1000~26500	2.21	-48.24	≤-17.79	PASS
		2441	Reference	3.11	3.11	---	PASS
			30~1000	3.11	-64.82	≤-16.89	PASS
			1000~26500	3.11	-46.5	≤-16.89	PASS
		2480	Reference	0.03	0.03	---	PASS
			30~1000	0.03	-53.05	≤-19.97	PASS
			1000~26500	0.03	-49.04	≤-19.97	PASS

Test Graphs

DH5_Ant1_2402_0~Reference

DH5_Ant1_2402_30~1000

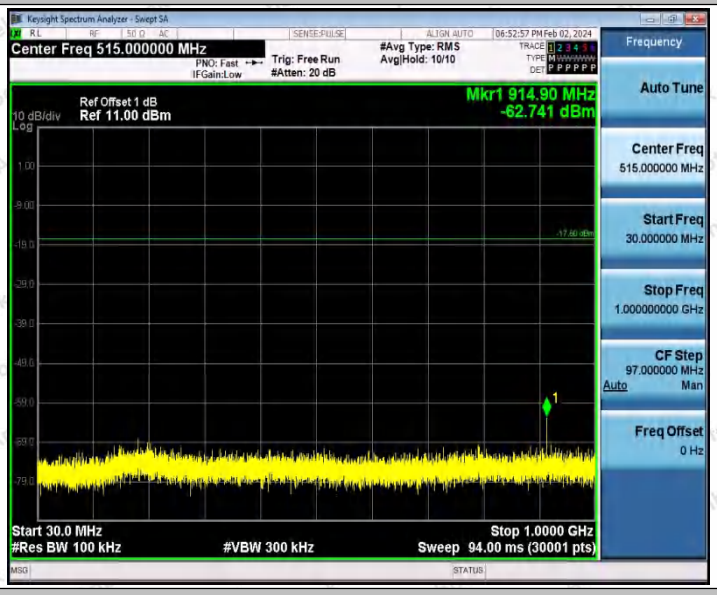

DH5_Ant1_2402_1000~26500

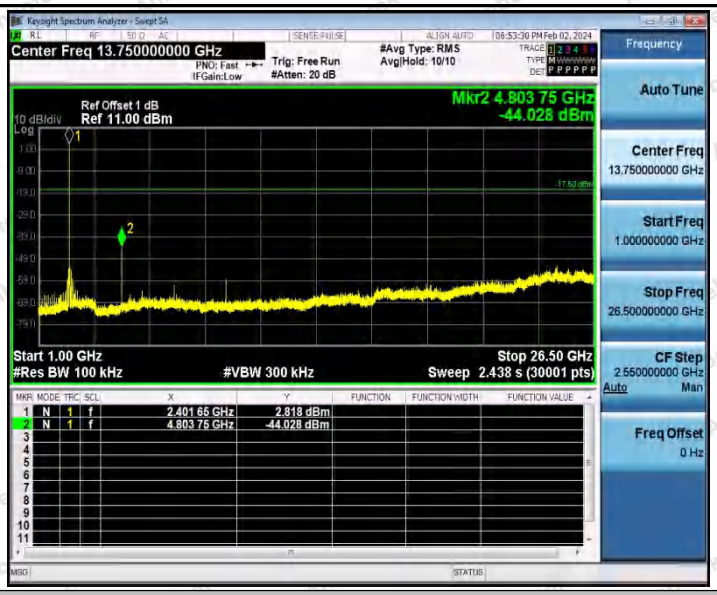

DH5_Ant1_2441_0~Reference

DH5_Ant1_2441_30~1000

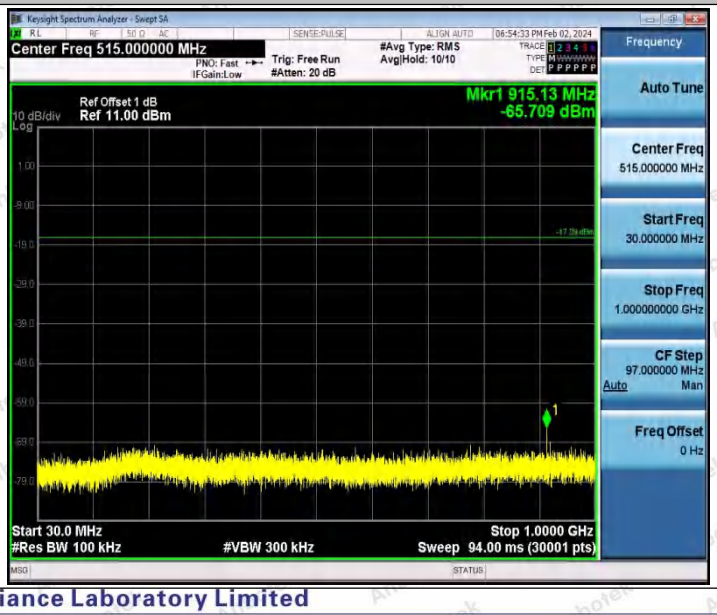

DH5_Ant1_2441_1000~26500

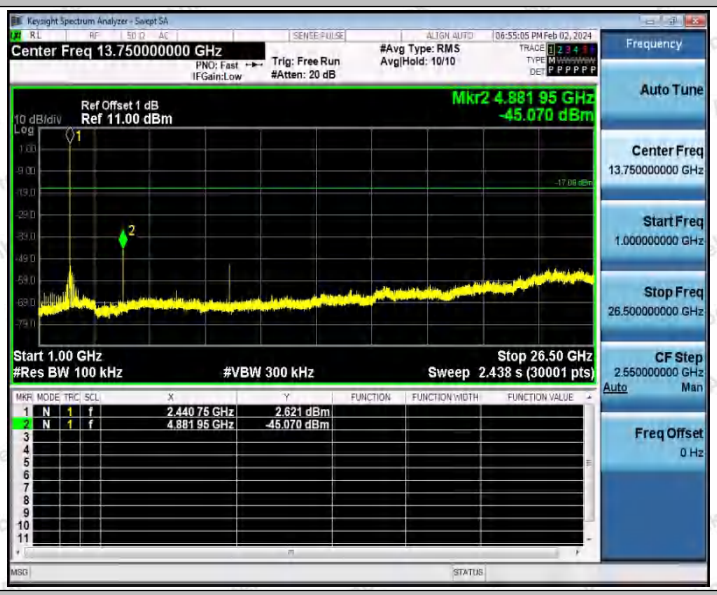

DH5_Ant1_2480_0~Reference

DH5_Ant1_2480_30~1000

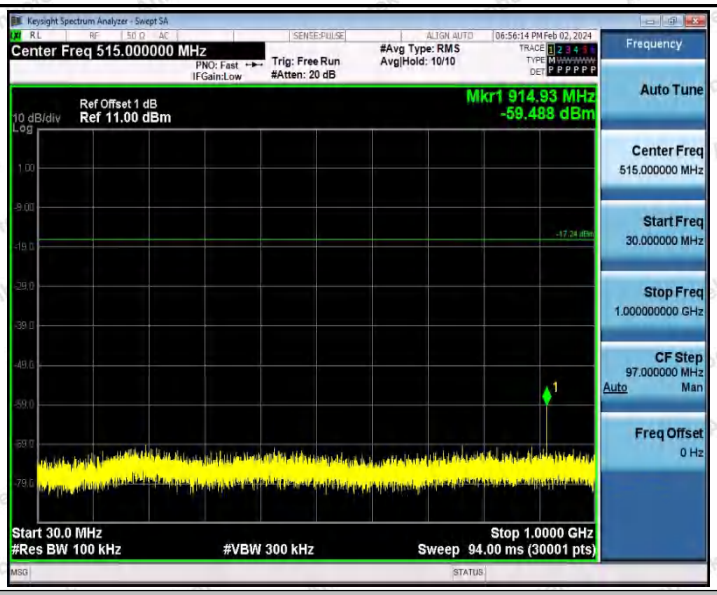

DH5_Ant1_2480_1000~26500

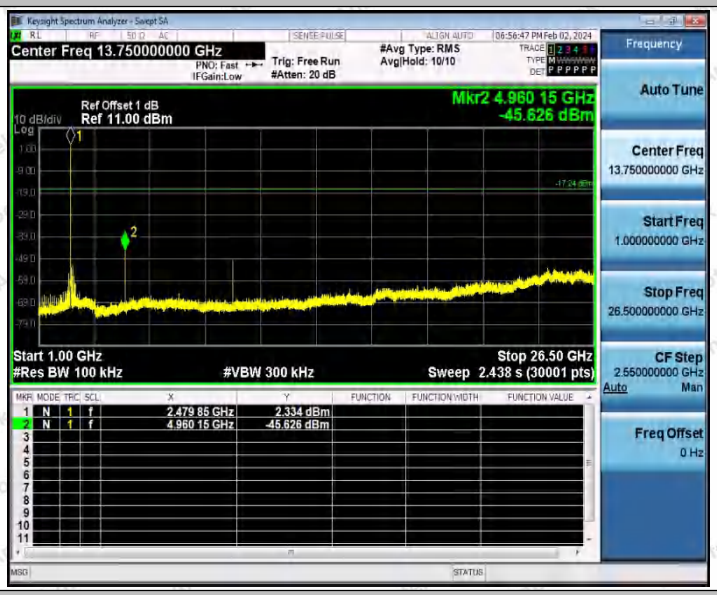

2DH5_Ant1_2402_0~Reference

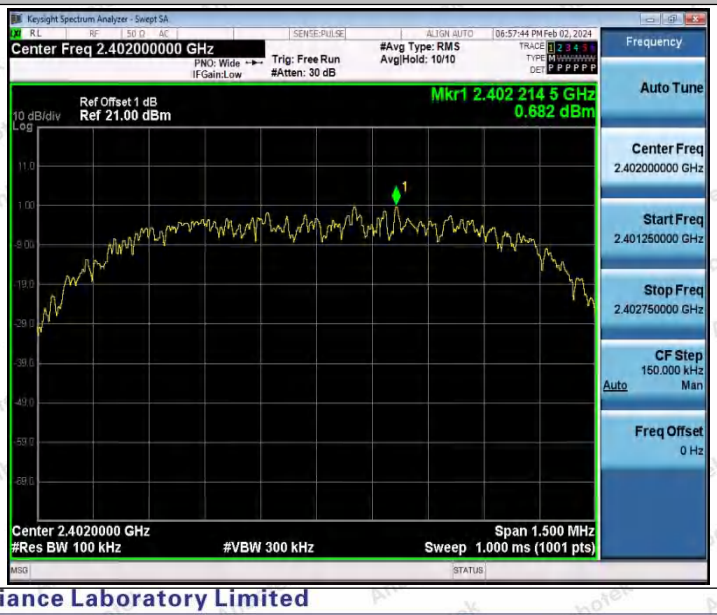

2DH5_Ant1_2402_30~1000

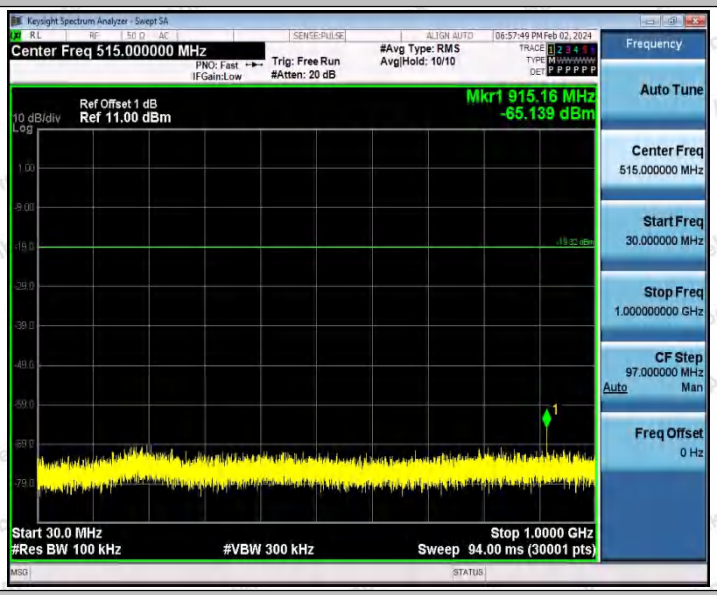

2DH5_Ant1_2402_1000~26500

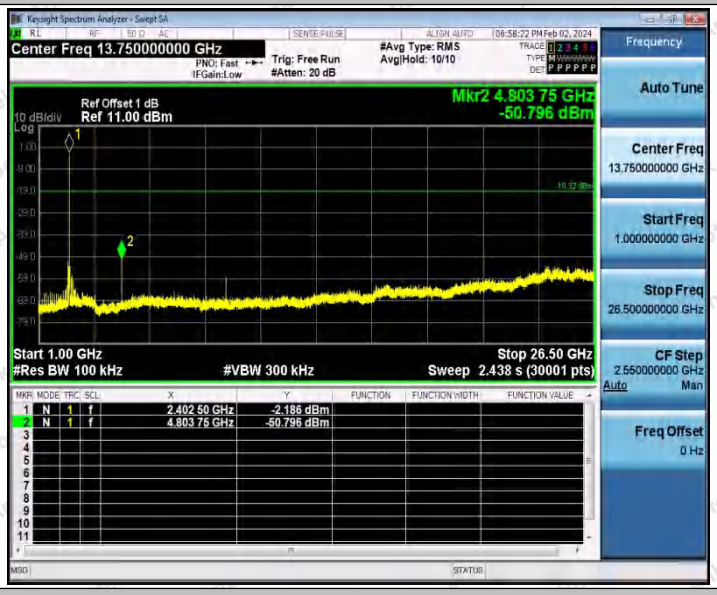

2DH5_Ant1_2441_0~Reference

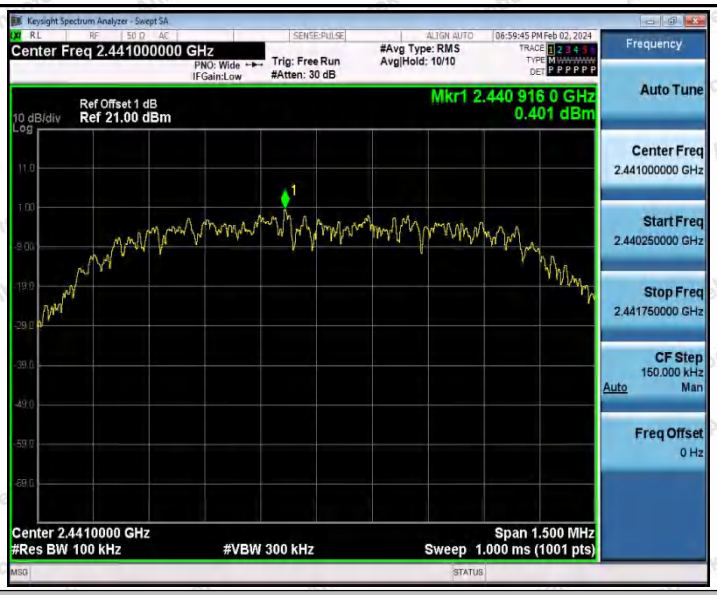

2DH5_Ant1_2441_30~1000

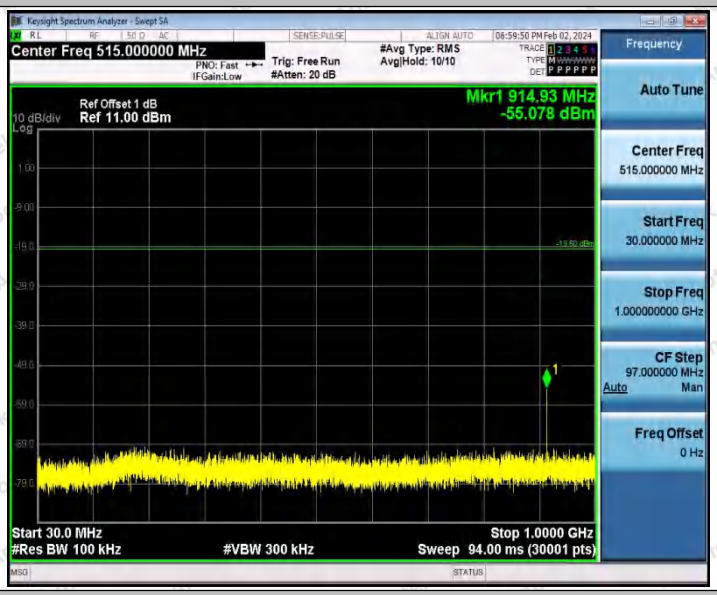

2DH5_Ant1_2441_1000~26500

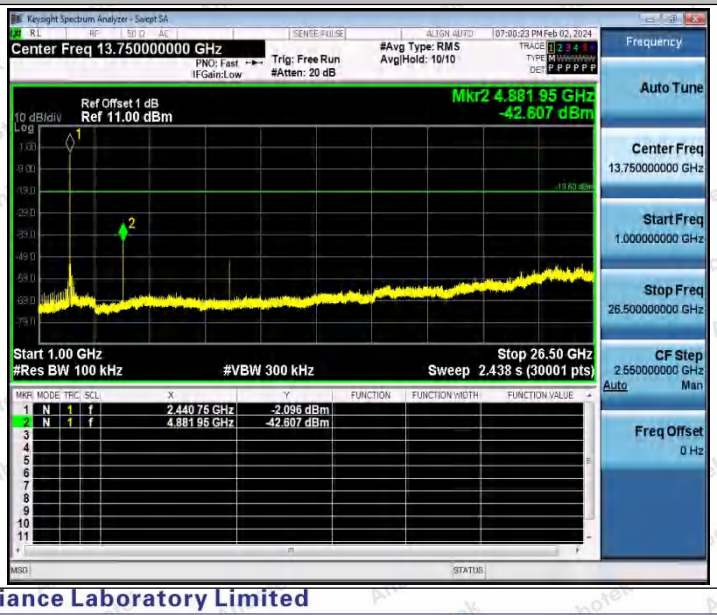

2DH5_Ant1_2480_0~Reference

2DH5_Ant1_2480_30~1000

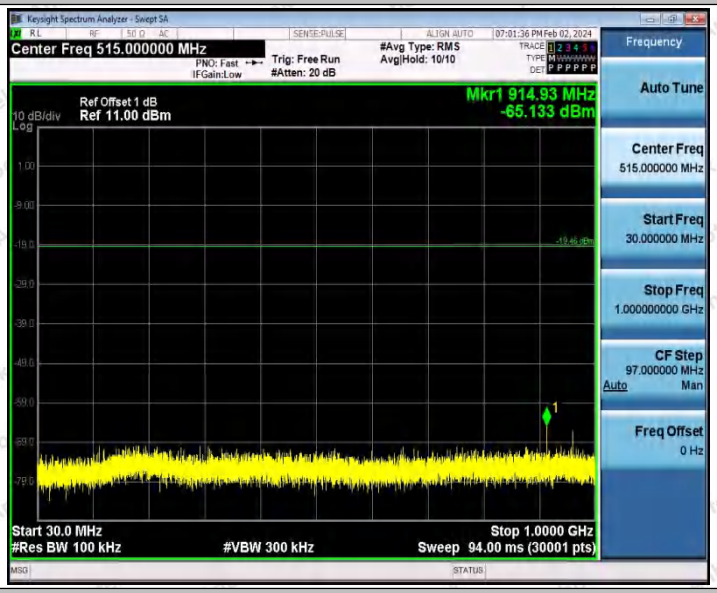

2DH5_Ant1_2480_1000~26500

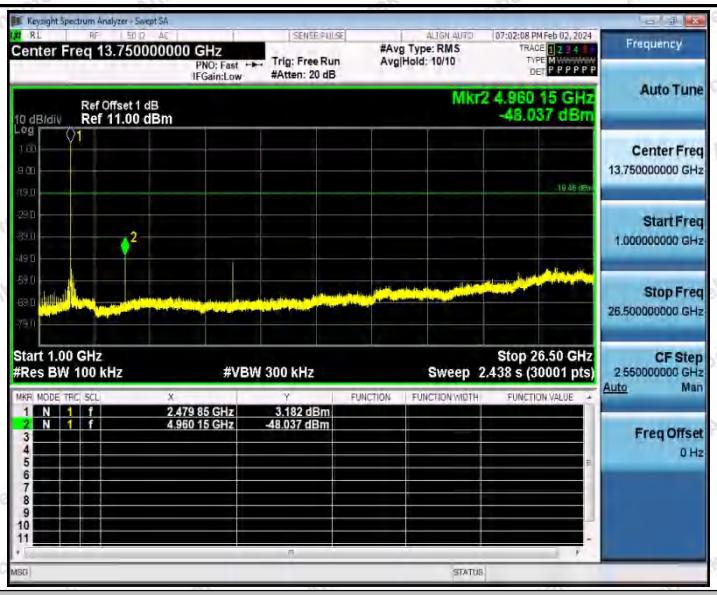

3DH5_Ant1_2402_0~Reference

3DH5_Ant1_2402_30~1000

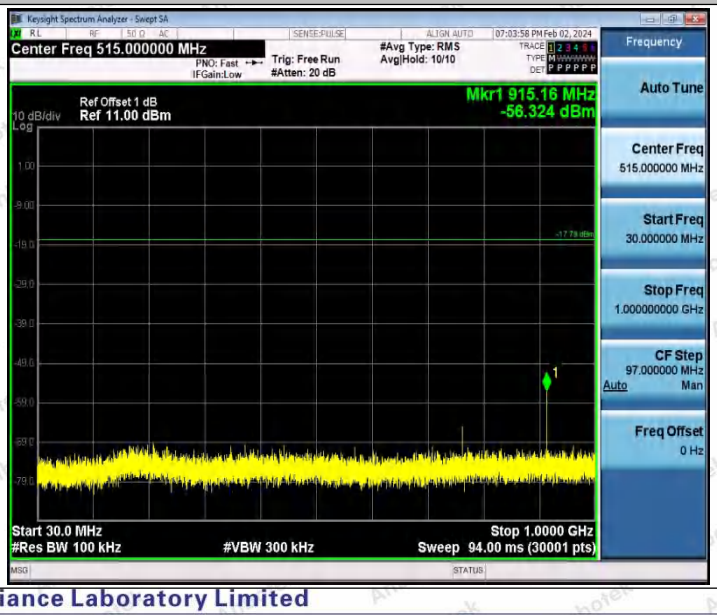

3DH5_Ant1_2402_1000~26500

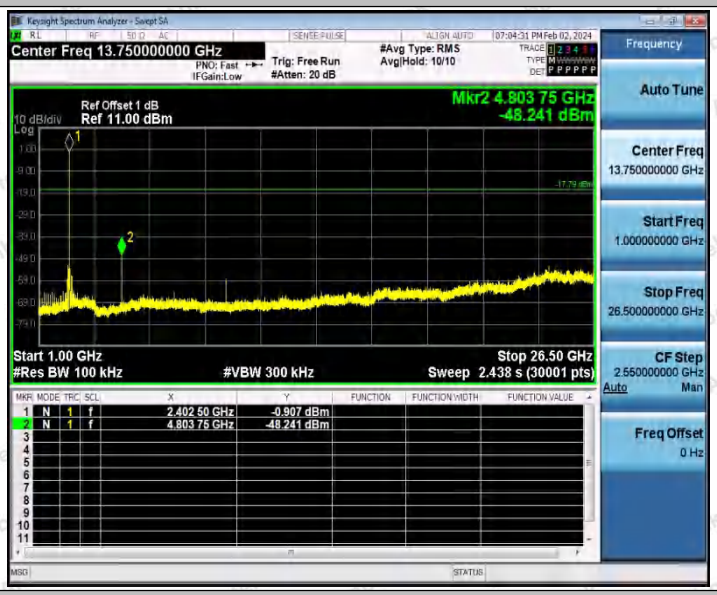

3DH5_Ant1_2441_0~Reference

3DH5_Ant1_2441_30~1000

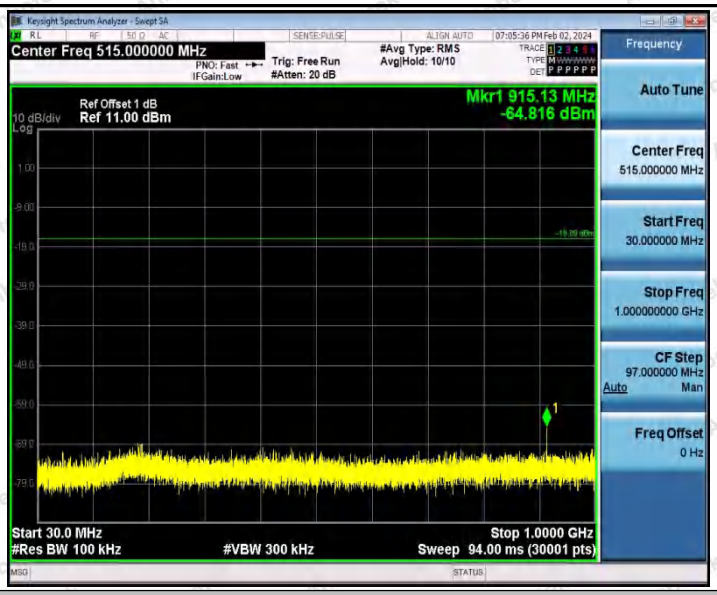

3DH5_Ant1_2441_1000~26500

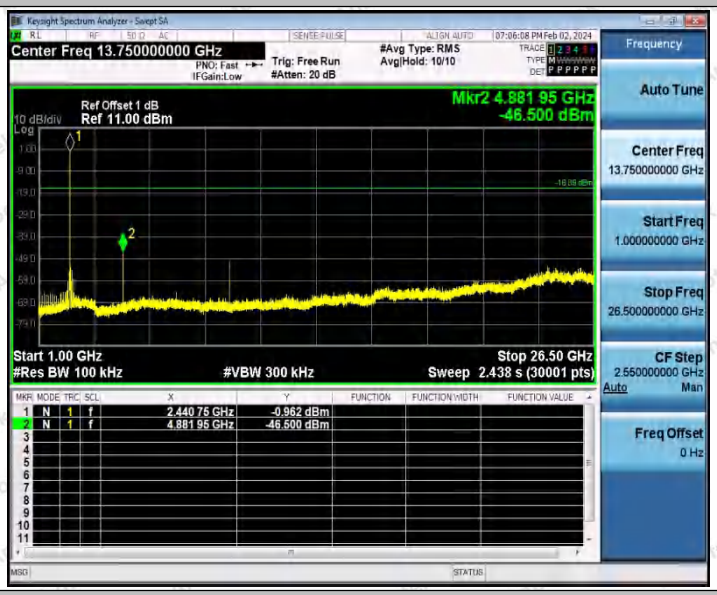

3DH5_Ant1_2480_0~Reference

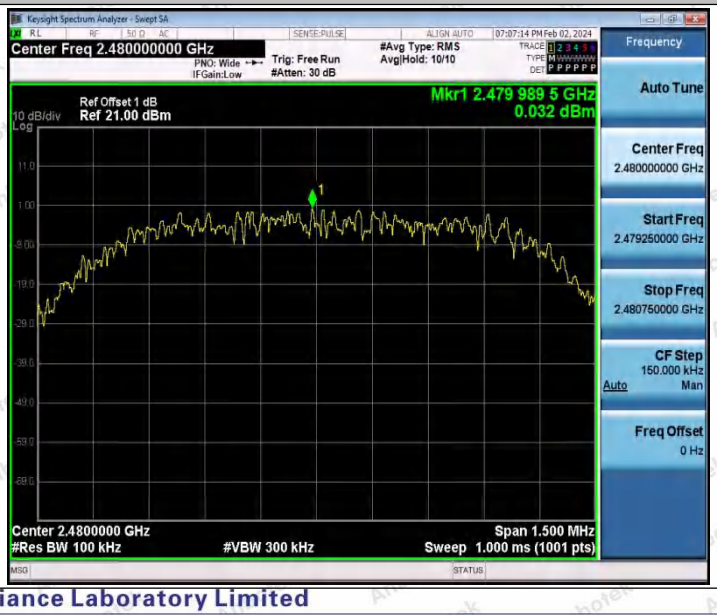

3DH5_Ant1_2480_30~1000

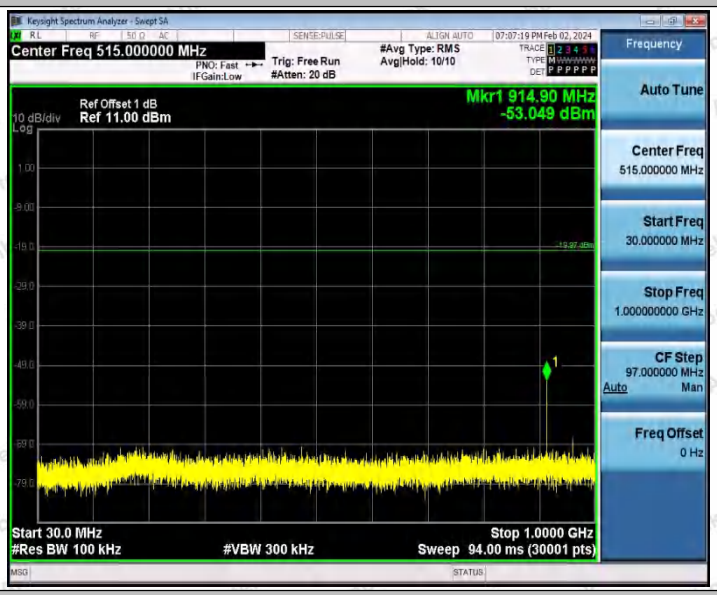

3DH5_Ant1_2480_1000~26500

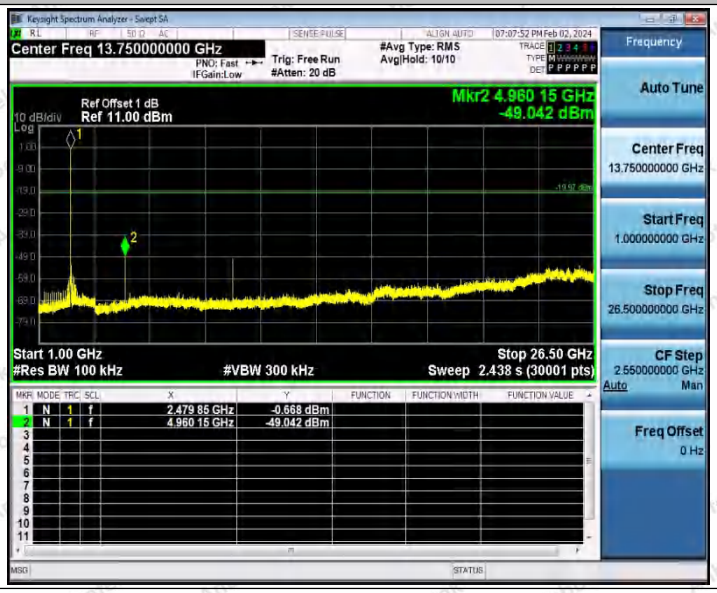

Appendix I: Duty Cycle

Test Result

TestMode	Antenna	Frequency[MHz]	ON Time [ms]	Period [ms]	Duty Cycle [%]	Duty Cycle Factor[dB]
DH5	Ant1	2402	2.88	3.74	77.01	1.13
		2441	2.88	3.75	76.80	1.15
		2480	2.88	3.75	76.80	1.15
2DH5	Ant1	2402	2.88	3.74	77.01	1.13
		2441	2.88	3.75	76.80	1.15
		2480	2.89	3.75	77.07	1.13
3DH5	Ant1	2402	2.89	3.75	77.07	1.13
		2441	2.88	3.74	77.01	1.13
		2480	2.89	3.76	76.86	1.14

Test Graphs

DH5_Ant1_2402

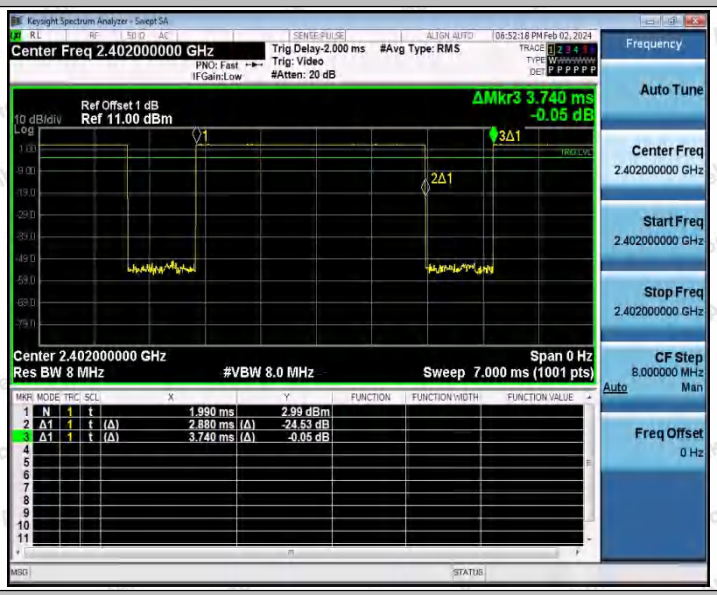

DH5_Ant1_2441

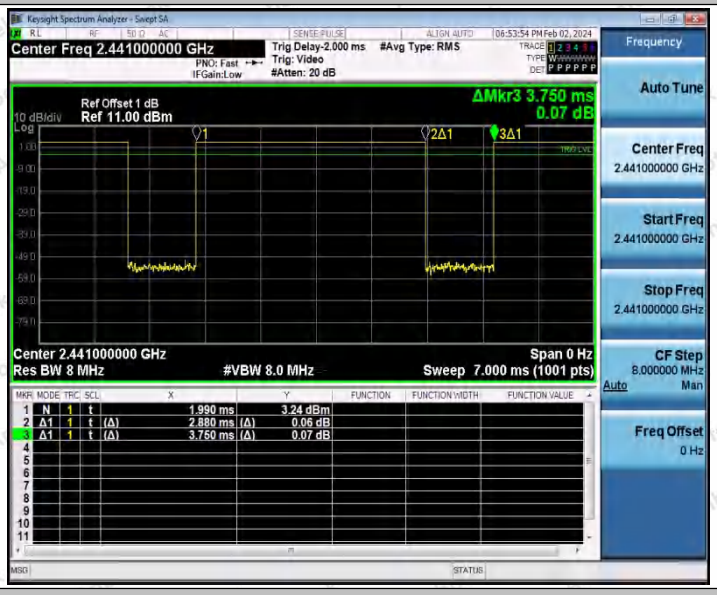

DH5_Ant1_2480

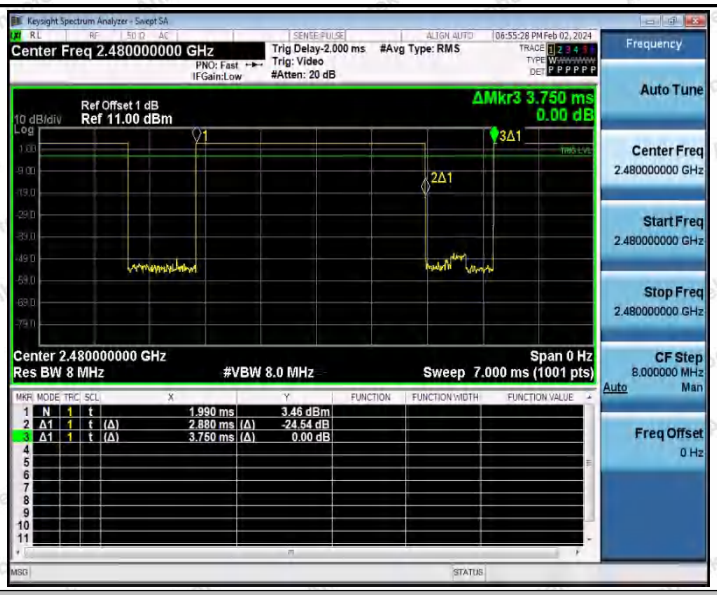

2DH5_Ant1_2402

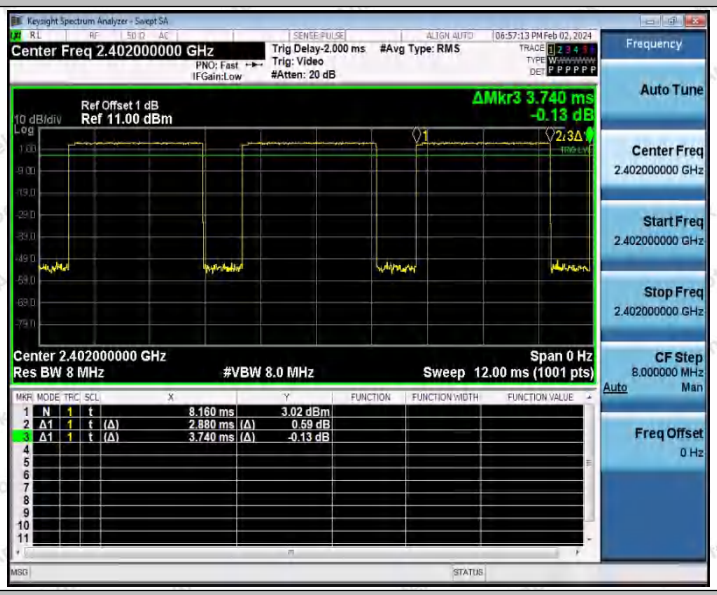

2DH5_Ant1_2441

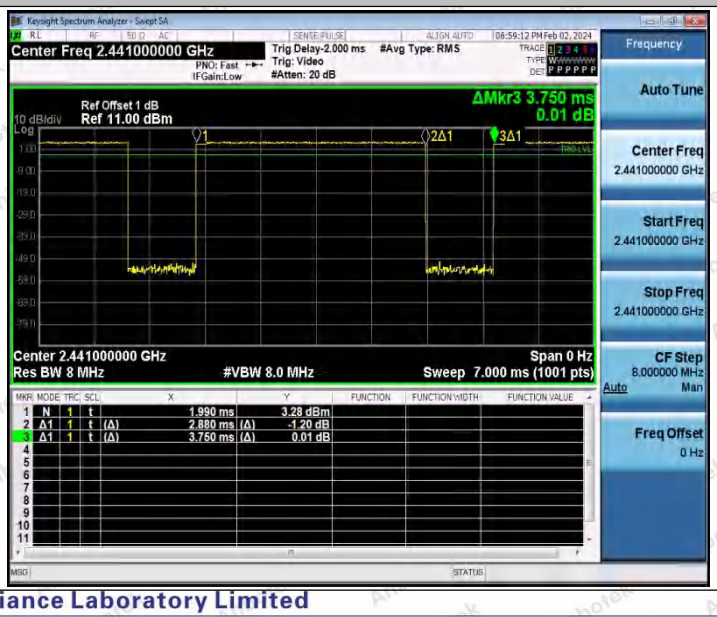

2DH5_Ant1_2480

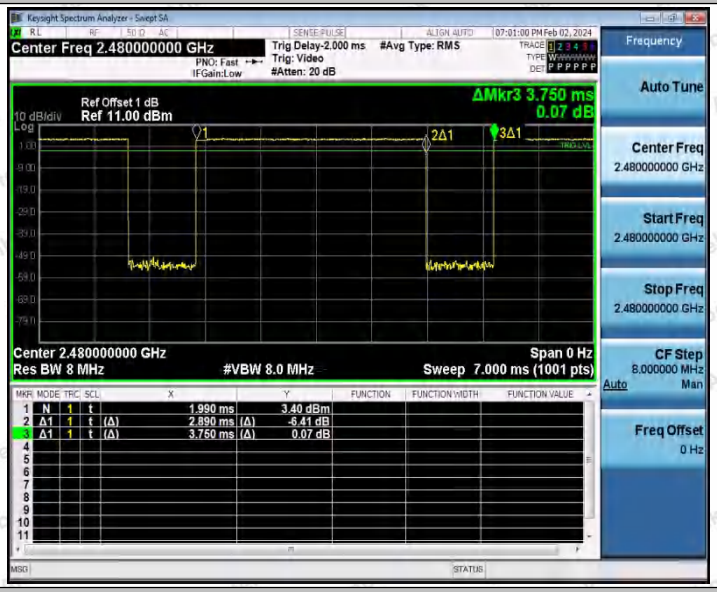

3DH5_Ant1_2402

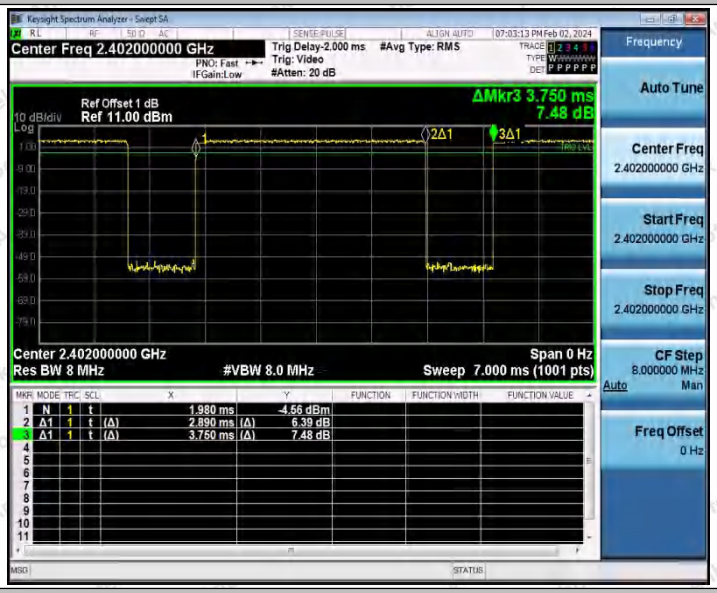

3DH5_Ant1_2441

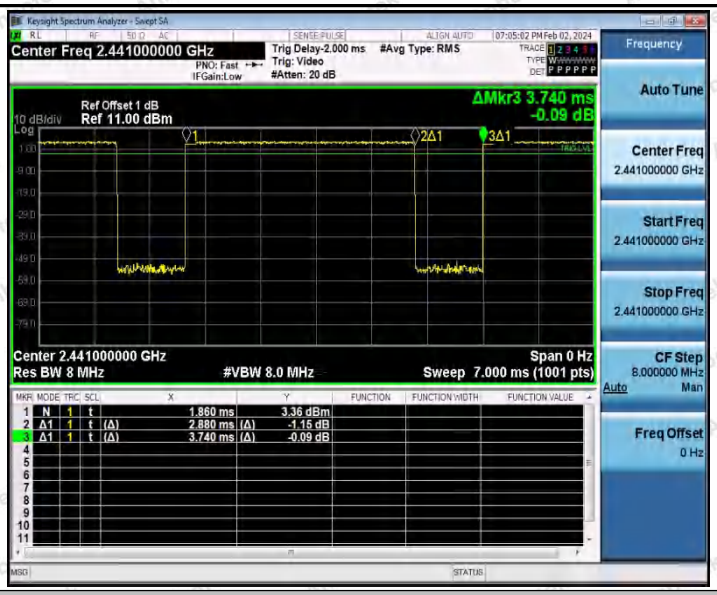

3DH5_Ant1_2480

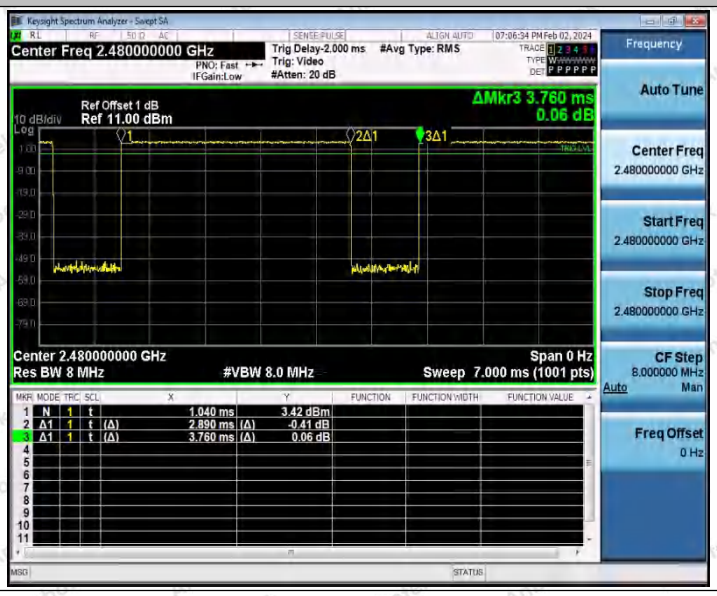

---end---