70*90mm

SKYWORTH

Operating Instructions

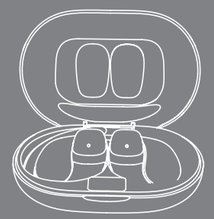

SEB004

Charge

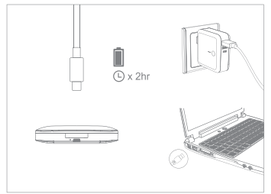

Ensure that the port is clean and dry before charging.

Power on/off

Put the earphones in the charging compartment,Take out the power or hold down the MFB area for 3 seconds to turn on the device;

Put the headphones into the charging compartment and turn them off, or they will automatically turn off when there is no battery.or hold down the MFB area for 3 seconds to turn on the device;

Bluetooth connection

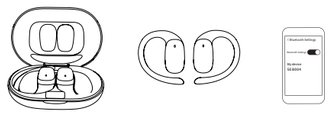

Take out the earphones from the charging case and turn on the Bluetooth function of the device,Search for Bluetooth and click on the Bluetooth name "SKYWORTH-SEB004" to connect.Turn on the Bluetooth function of the device again, take out the earphones and connect them automatically.

operate

① Play pause: Double click the left/right MFB key
② Previous song: Three clicks on the MFB button on the left ear
③ Next track: Three clicks on the right ear MFB button
④ Answer phone call: Double click the left/right MFB button
⑤ Hang up: Double click the left/right MFB button
⑥ Reject call: Long press the left/right MFB button for 2 seconds
⑦ Volume increase: Long press the right MFB button
⑧ Volume decrease: Long press the left MFB button
⑨ Voice Assistant: 4-click left/right MFB key

Reset

Press and hold the MFB key 5 times

Wear

For a better hearing experience, adjust the angle of the headset when using it.

Product specifications

Bluetooth pairing name SKYWORTH-SEB004
Bluetooth version:Bluetooth 5.3
Bluetooth chip:AB5656
Support protocols:HFP/A2DP/AVRCP
Connection distance:≥10 meters
Battery type:35mAh polymer battery
Music playing time:About 6 hours (100% volume)
Call time:About 5 hours (100% volume)
Charging time:1.5 hours
Speaker specification: 17x12mm
Horn impedance:16Ω±15%
MIC sensitivity:-36±3db

Warning notes

Changes or modifications that are not expressly approved by the party responsible for compliance may result in the loss of the user's right to operate the device. The equipment has been tested.And meet the limitations of Class B digital devices. These restrictions are intended to provide reasonable protection for residential facilities against harmful interference. The equipment generates and radiates RF energy, which can cause harmful interference to radio communications if it is not installed and used in accordance with the instructions. However, there is no guarantee that interference will not occur during a particular installation. If the equipment does cause harmful interference to radio or television reception,This can be determined by turning the device off and on, encouraging the user to try to correct the interference by one or more of the following measures:

--Reposition or relocate the receiving antenna.
--Increase the distance between the device and the receiver.
--An exit that connects the device to a circuit different from the one to which the receiver is connected.
--Seek help from distributors or experienced radio/TV technicians.

The following two conditions must be met when operating:(1)The equipment can not cause harmful interference;(2)This equipment must accept any interference received, This includes interference that may result in undesired operations.
The device has been evaluated to meet General RF exposure requirements.

Packing list

① A pair of Bluetooth headphones
② 1 data cable
③ operation instructions
④ Certificate of conformity
⑤ 1 charging case

warranty service

Dear user, thank you for choosing Skyworth intelligent wearable products. Products purchased through legitimate channels are entitled to the three guarantees services stipulated by the state in accordance with the law.You can learn the specific details through the official QR code.

Official QR code of Xiaowei Health Technology

Product SN label

Warranty Card

Warranty Notice:

This three guarantee certificate is only applicable to the three guarantee services of the host. Please take good care of this three guarantee certificate and enjoy the three guarantee services,Please present this voucher and relevant invoices.

*Artificial damage is not covered by the warranty. Please refer to the service policy. of the operator's WeChat official account for the specific scope of warranty.
*Damage caused by physical pressure or other uncontrollable factors during product use is not covered by warranty.
*Those that have exceeded the warranty period are not covered by the warranty.
*The product can only receive maintenance services in the Chinese region

Model	
Dealer Name	
Dealer phone number	
sale date	
Seller address	
User Name	
User phone number	

【product name】Bluetooth headset
【Model】SEB004
【Operator】Shenzhen Hongpuxin Electronic Technology Co., Ltd
【Carrier address】Building 4, Tongfu Industrial Park, Aiqun Road, Shiyan Street, Bao'an District, Shenzhen
【manufacturer】Xiaowei Health Technology (Shenzhen) Co., Ltd
【Manufacturer Address】C501, Skyworth Building, No. 008 Gaoxin South 1st Road, Yuehai Street, Nanshan District, Shenzhen
【Manufacturer】Jiangmen Hongpuxin Electronic Technology Co., Ltd
【Manufacturer's address】Hongpuxin Science and Technology Park, No. 50 South Industrial Avenue, Hecheng Town, Heshan City, Jiangmen City, Guangdong Province
【Service hotline】400-881-5152