TIMEFLYS®

5” INCH VIDEO BABY MONITOR

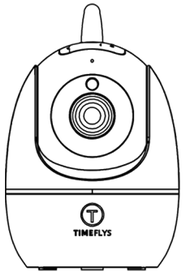

Model No: S500HD BU

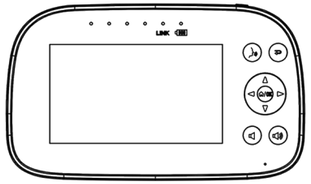

Model No: S500HD PU

Hong Kong
MCD Limited
Unit 631, My Loft,
No.9 Hoi Wing Road,
Tuen Mun, NT, Hong Kong
Tel: +852 3488 6618

China
MC Devices Co., Ltd
The 23rd floor, Overseas Chinese
Mansion II, Kejinanhuan Rd
Nanshan, Shenzhen, China
Tel: +86 755 8618 5099

USA
MC DEVICES (USA) LTD.
1625 Buffalo Avenue, Suit 2B#6,
Niagara Falls, New York
14303, United States
Tel: +1 855 TIMEFLY(8463359)

service@timeflyslab.com

QUICK SET UP

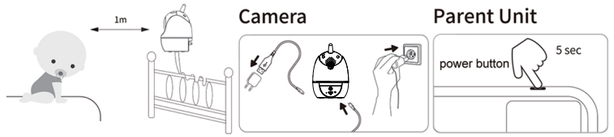

Tips:

1. Make sure the parent unit, the baby unit and the power cords are out of reach of children.
2. The baby monitor is paired by default, ready to use after power on. If, for any reason, the parent unit and baby unit lost connection, please follow RESET steps on the other side of this page.
3. Before using the baby monitor for the first time, charge the parent unit battery for 12 hours.
4. Keep the baby unit out of the reach of your baby. Never place or mount the baby unit inside the baby’s crib or playpen.
5. Place the baby units more than 3 feet (1 meter) away from your baby.
6. Place the parent unit more than 3 feet (1 meter) away from the baby unit to avoid screeching noise.
7. The operating range of the baby monitor is up to 1000 feet(300 meters) outdoors. The actual operating range may vary depending on the environmental conditions and other interferences such as walls, doors and other obstructions.
8. If no sound transmitted from baby unit, the screen of parent unit will show a digital clock with temperature until picking up sound from baby unit again.

WHAT’S INSIDE

Parent Unit X 1

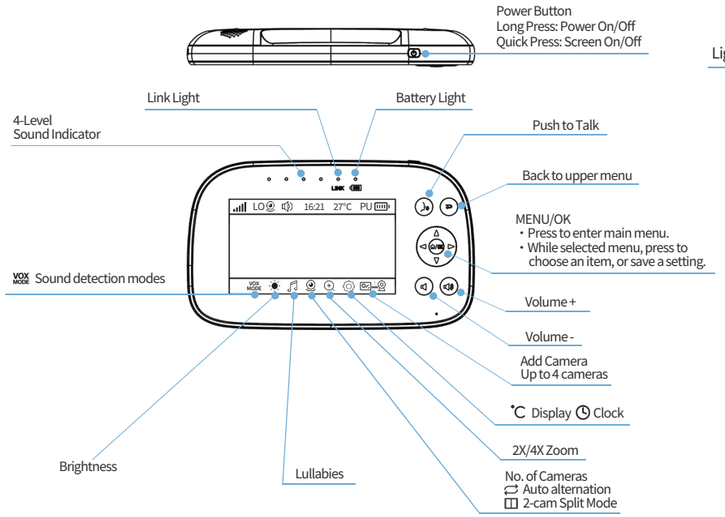

Baby Unit X 1

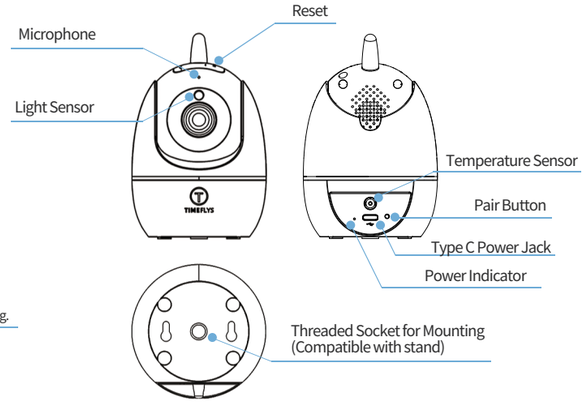

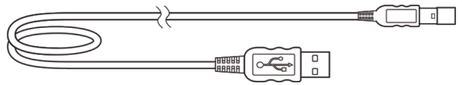

USB-C Power Cord*2 (output: ⩾1A)
Works with adapter of output: DC5V⩾1000mA

FCC Statement

1.This device complies with Part 15 of the FCC Rules. Operation is subject to the following two conditions:
(1)This device may not cause harmful interference.
(2)This device must accept any interference received, including interference that may cause undesired operation.
2. Changes or modifications not expressly approved by the party responsible for compliance could void the user's authority to operate the equipment.
Note:This equipment has been tested and found to comply with the limits for a class B digital device,pursuant to Part 15 of the FCC Rules. These limits are designed to provide reasonable protection against harmful interference in a residential installation.
This equipment generates uses and can radiate radio frequency energy and,if not installed and used in accordance with the instructions,may cause harmful interference to radio communications.However,there is no guarantee that interference will not occur in a particular installation.if this equipmemt does cause harmful interference to radio or television reception,which can be determined by turning the equipment off and on,the user is encouraged to try to correct the interference by one or more of the following measures:

- Reorient or relocate the receiving antenna.
- Increase the separation between the equipment and receiver.
- Connect the equipment into an outlet on a circuit different from that to which the receiver is connected.
- Consult the dealer or an experienced radio/TV technician for help.

The device has been evaluated to meet general RF exposure requirement,This equipment should be installed and operated with a minimum distance of 20 cm betweenthe radiator and your body.

ISED Statement

This device contains licence-exempt transmitter(s)/receiver(s) that comply with Innovation, Science and Economic Development Canada's licence-exempt RSS(s). Operation is subject to the following two conditions:
1. This device may not cause interference.
2. This device must accept any interference, including interference that may cause undesired operation of the device.
This equipment should be installed and operated with a minimum distance of 20 cm between the radiator and your body.
Le présent appareil est conforme aux CNR d'Industrie Canada applicables auxappareils radio exempts de licence. L'exploitation est autorisée aux deux conditions suivantes :

(1)l'appareil ne doit pas produire de brouillage, et (2) l'utilisateur de l'appareil doit accepter toutbrouillage radioélectrique subi, même si le brouillage est susceptible d' en compromettre lefonctionnement.
Cet équipement doit être installé et utilisé avec une distance minimale de 20 cm entre le radiateur et votre corps.