2DH5_Ant1_2402

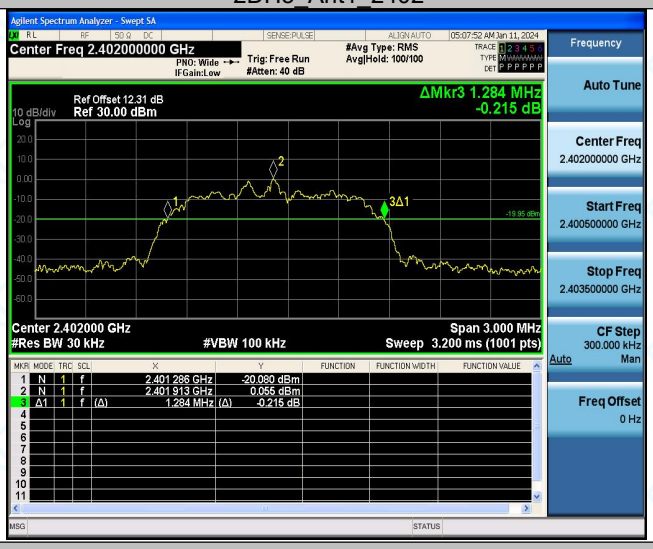

2DH5_Ant1_2441

2DH5_Ant1_2480

Appendix B: Maximum conducted output power

Test Result

Test Mode	Antenna	Freq(MHz)	Conducted Peak Powert[dBm]	Conducted Limit[dBm]	Verdict
DH5	Ant1	2402	2.7	≤20.97	PASS
		2441	3.59	≤20.97	PASS
		2480	3.69	≤20.97	PASS
2DH5	Ant1	2402	3.46	≤20.97	PASS
		2441	4.44	≤20.97	PASS
		2480	4.36	≤20.97	PASS

Test Graphs

DH5_Ant1_2402

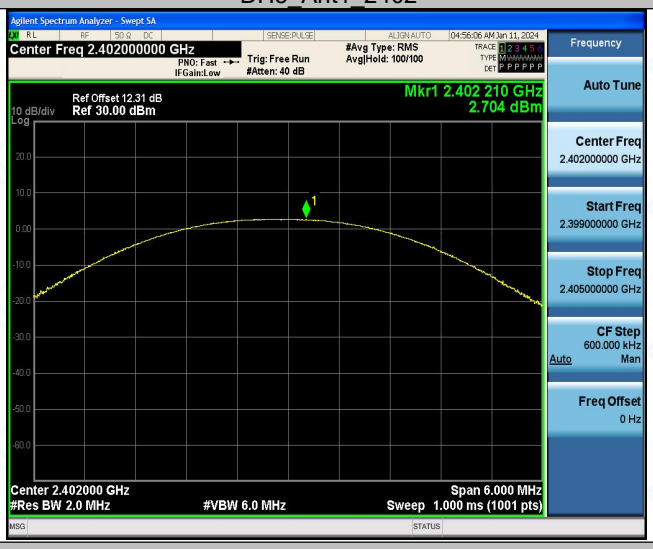

DH5_Ant1_2441

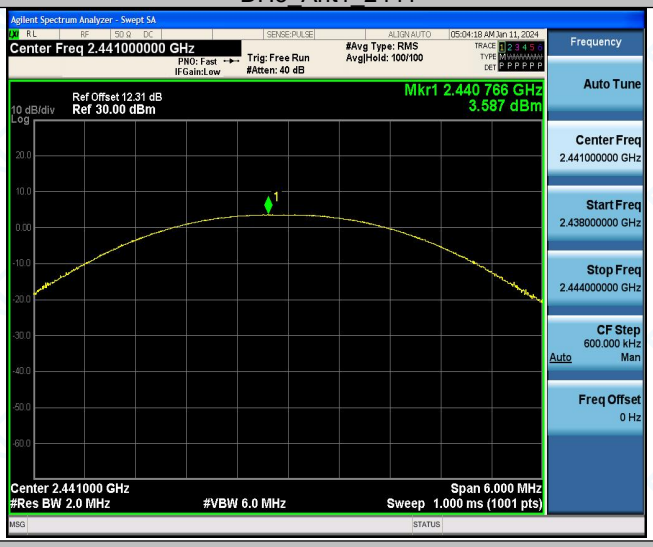

DH5_Ant1_2480

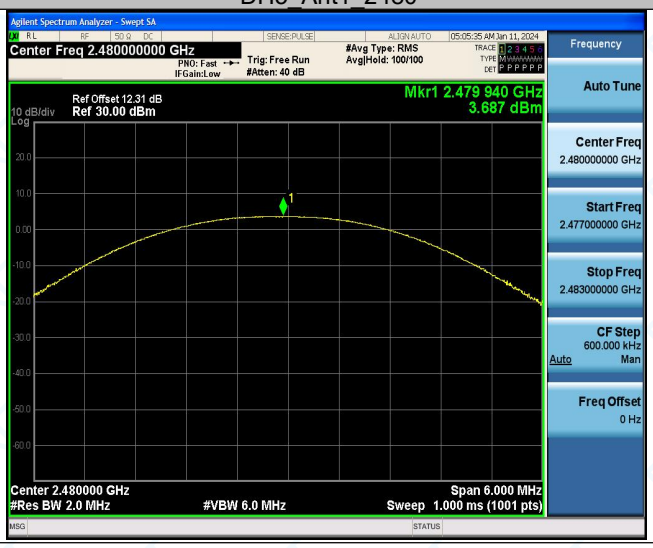

2DH5_Ant1_2402

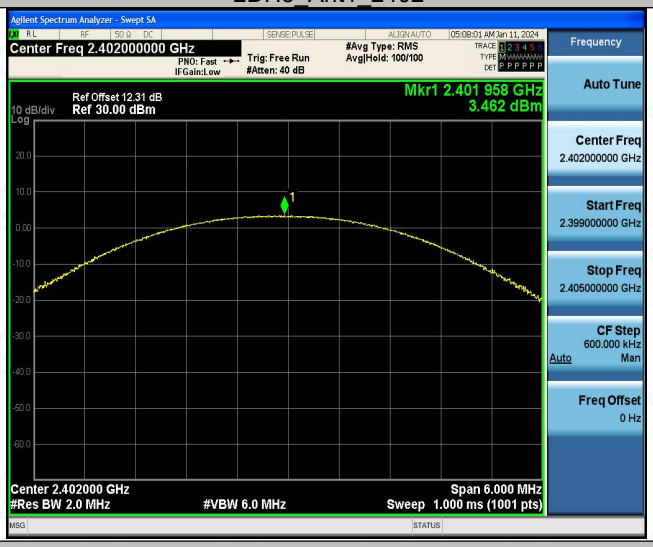

2DH5_Ant1_2441

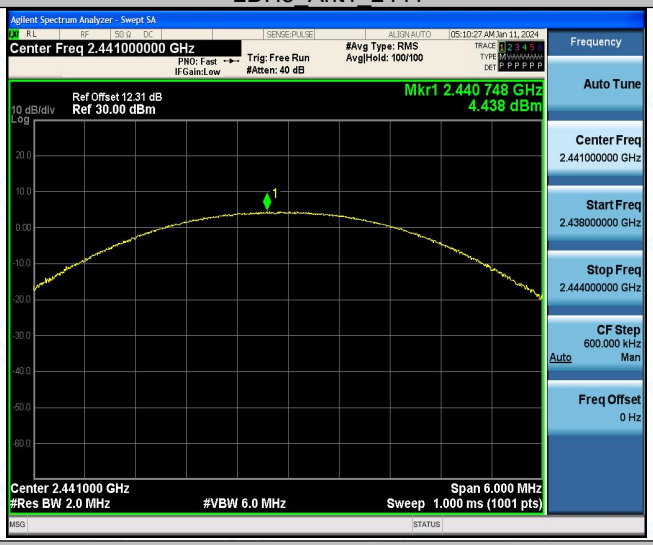

2DH5_Ant1_2480

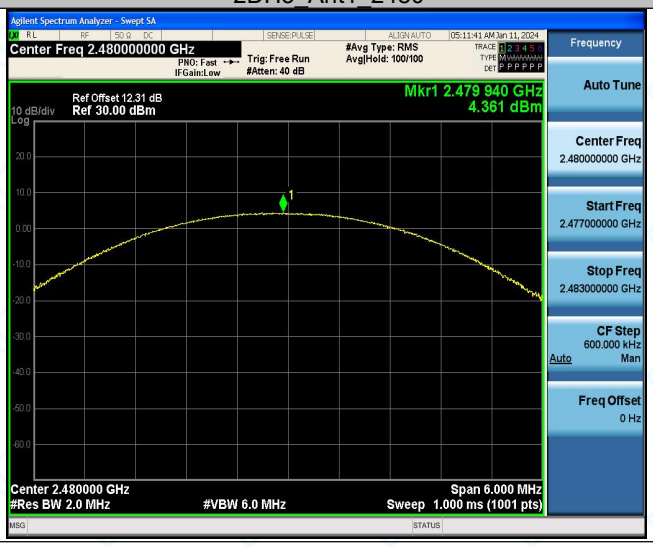

Appendix C: Carrier frequency separation

Test Result

Test Mode	Antenna	Freq(MHz)	Result[MHz]	Limit[MHz]	Verdict
DH5	Ant1	Hop	0.954	≥0.640	PASS
2DH5	Ant1	Hop	1.006	≥0.856	PASS

Test Graphs

DH5_Ant1_Hop

2DH5_Ant1_Hop

Appendix D: Dwell Time

Test Result

Test Mode	Antenna	Freq(MHz)	BurstWidth [ms]	TotalHops [Num]	Result[s]	Limit[s]	Verdict
DH1	Ant1	Hop	0.381	320	0.122	≤0.4	PASS
DH3	Ant1	Hop	1.638	160	0.262	≤0.4	PASS
DH5	Ant1	Hop	2.885	106.67	0.308	≤0.4	PASS
2DH1	Ant1	Hop	0.391	320	0.125	≤0.4	PASS
2DH3	Ant1	Hop	1.642	160	0.263	≤0.4	PASS
2DH5	Ant1	Hop	2.891	106.67	0.308	≤0.4	PASS

Test Graphs

DH1_Ant1_Hop

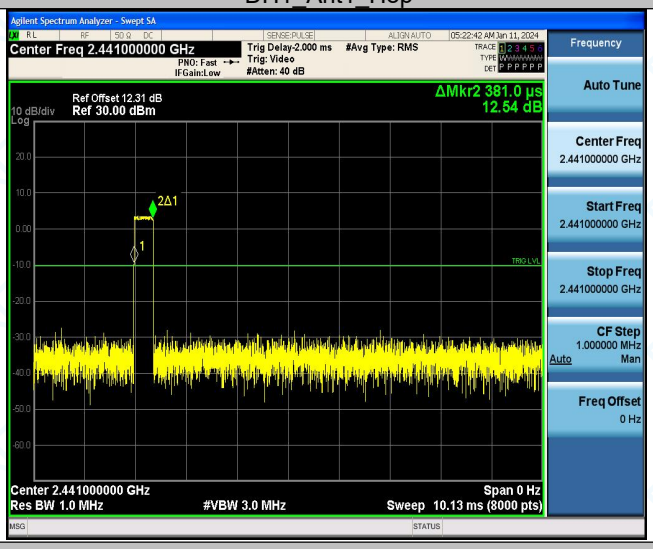

DH3_Ant1_Hop

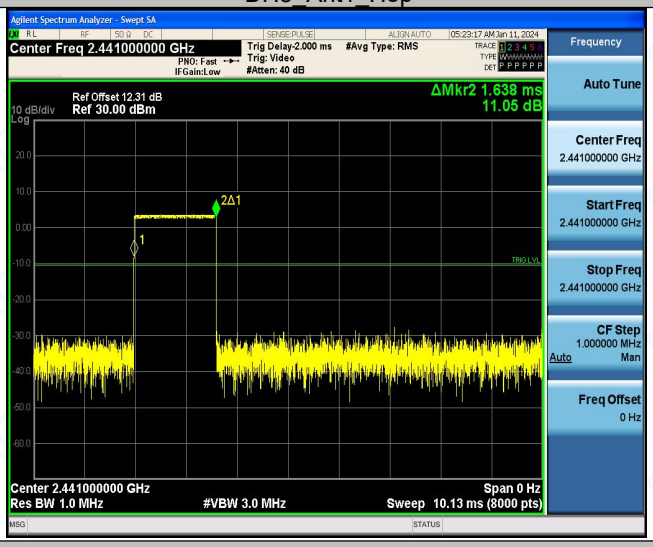

DH5_Ant1_Hop

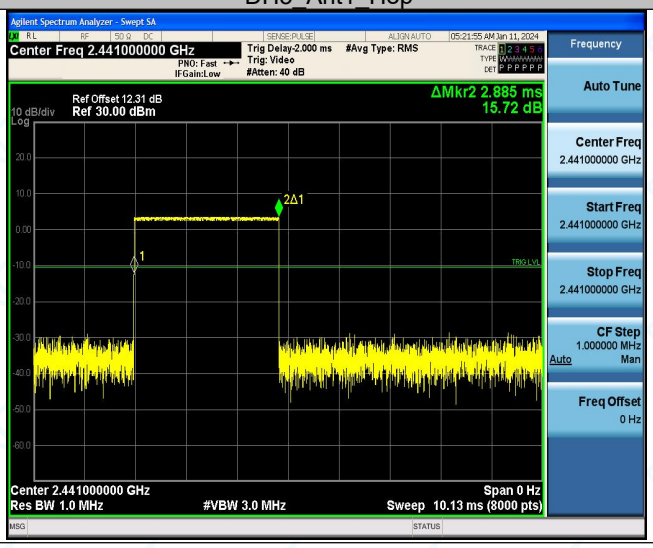

2DH1_Ant1_Hop

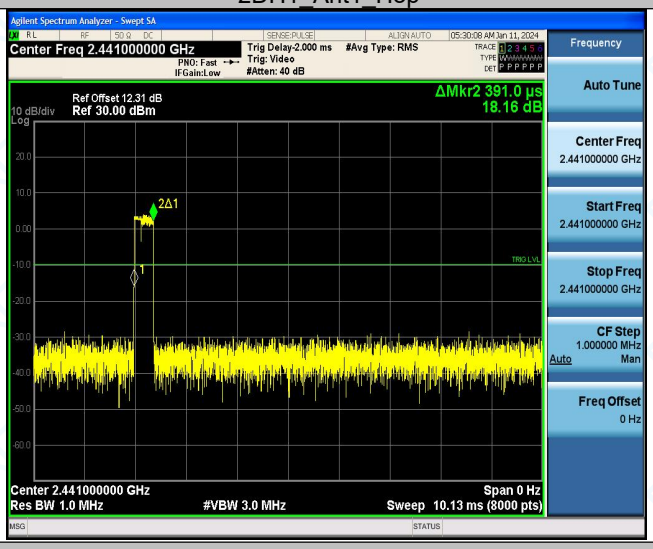

2DH3_Ant1_Hop

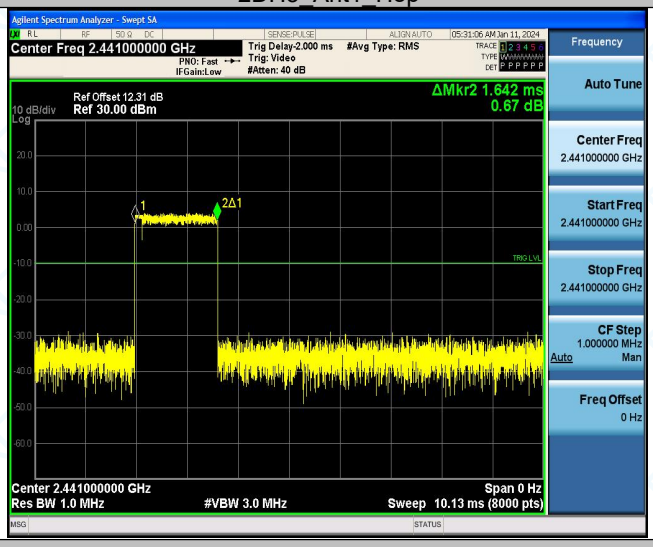

2DH5_Ant1_Hop

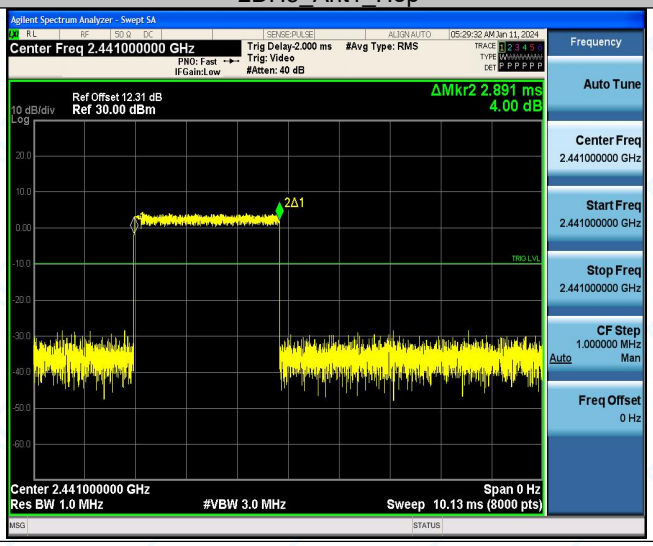

Appendix F: Number of hopping channels

Test Result

TestMode	Antenna	Freq(MHz)	Result[Num]	Limit[Num]	Verdict
DH5	Ant1	Hop	79	≥15	PASS
2DH5	Ant1	Hop	79	≥15	PASS

Test Graphs

DH5_Ant1_Hop

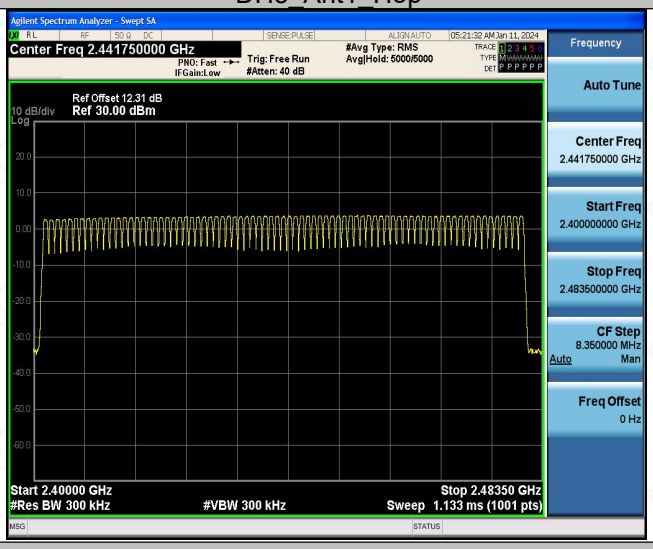

2DH5_Ant1_Hop

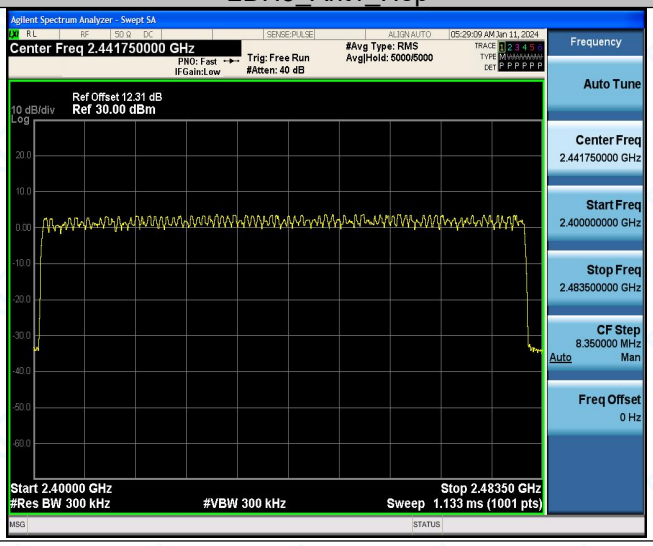

Appendix F: Band edge measurements

Test Result

Test Mode	Antenna	Ch Name	Freq(MHz)	Ref Level [dBm]	Result [dBm]	Limit [dBm]	Verdict
DH5	Ant1	Low	2402	0.32	-50.94	≤-19.68	PASS
		High	2480	0.96	-50.33	≤-19.04	PASS
		Low	Hop_2402	-0.90	-52.05	≤-20.9	PASS
		High	Hop_2480	1.05	-51.46	≤-18.95	PASS
2DH5	Ant1	Low	2402	0.32	-50.61	≤-19.68	PASS
		High	2480	0.21	-50.71	≤-19.79	PASS
		Low	Hop_2402	-0.01	-51.55	≤-20.01	PASS
		High	Hop_2480	-0.12	-51.65	≤-20.12	PASS

.

Test Graphs

DH5_Ant1_Low_2402

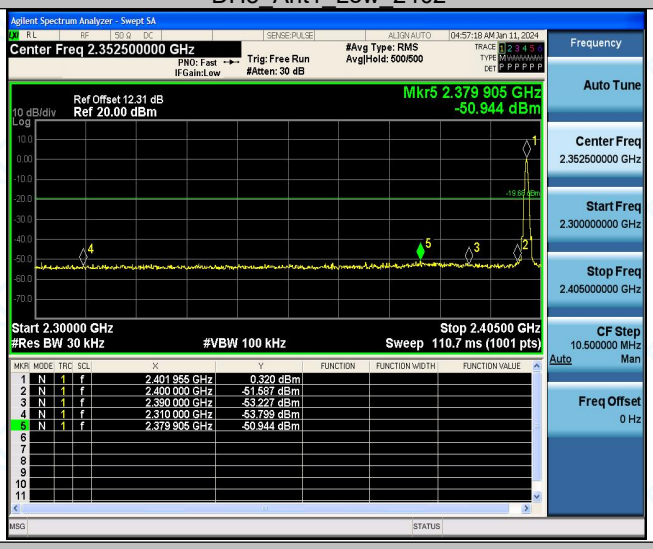

DH5_Ant1_High_2480

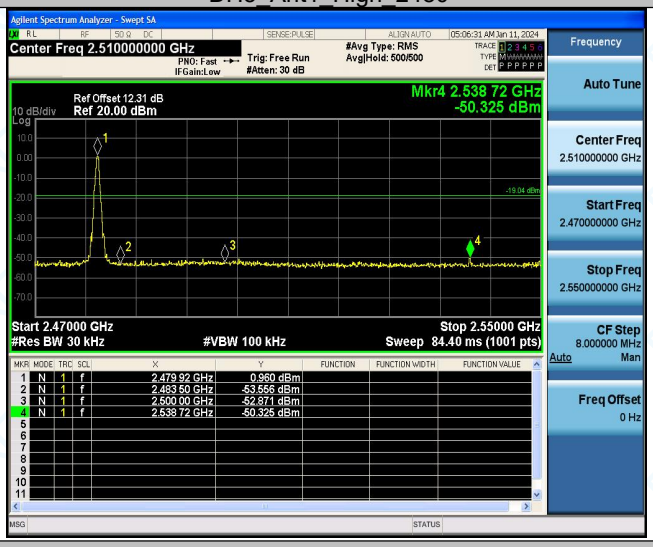

DH5_Ant1_Low_Hop_2402

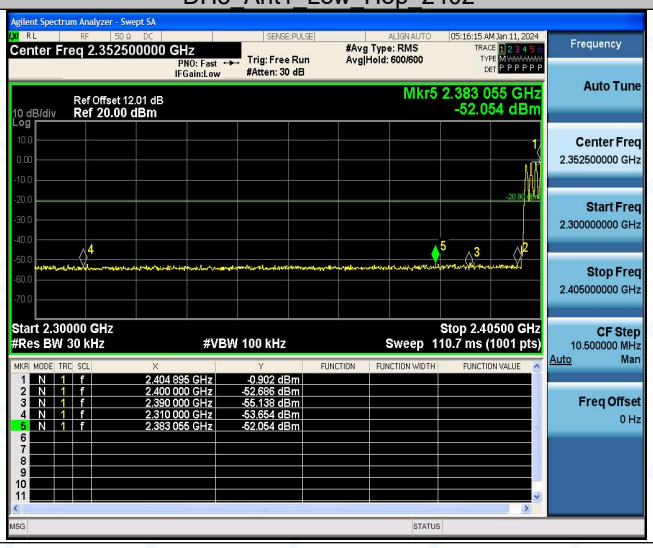

DH5_Ant1_High_Hop_2480

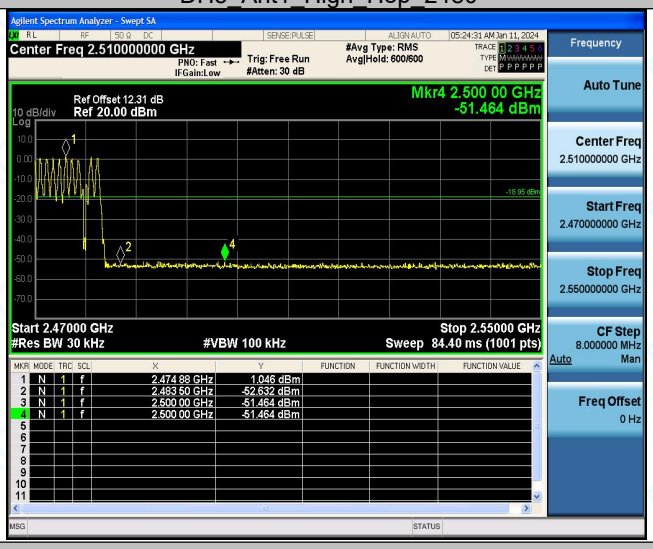

2DH5_Ant1_Low_2402

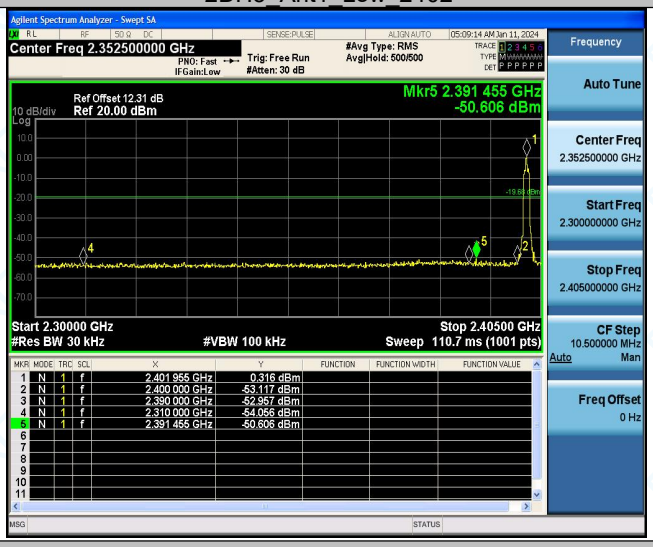

2DH5_Ant1_High_2480

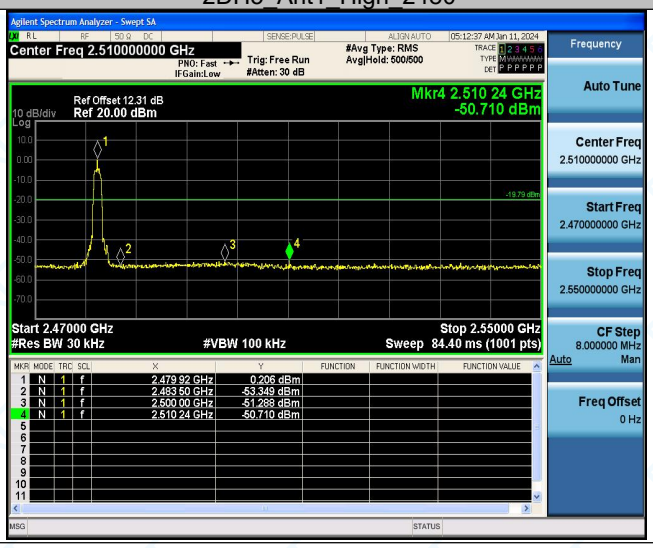

2DH5_Ant1_Low_Hop_2402

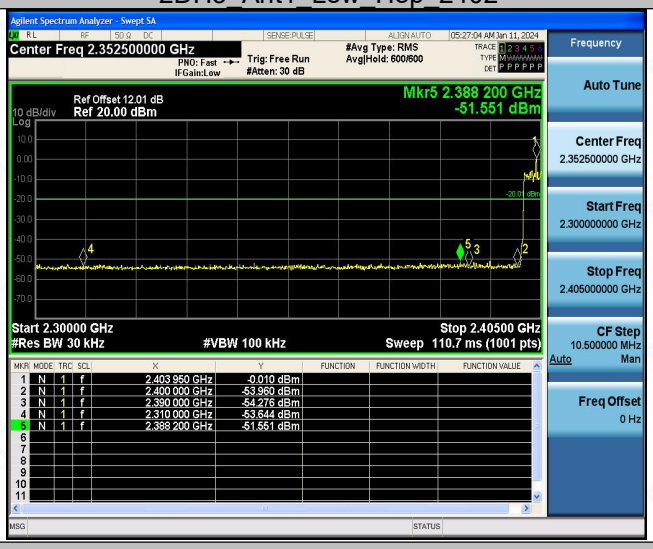

2DH5_Ant1_High_Hop_2480

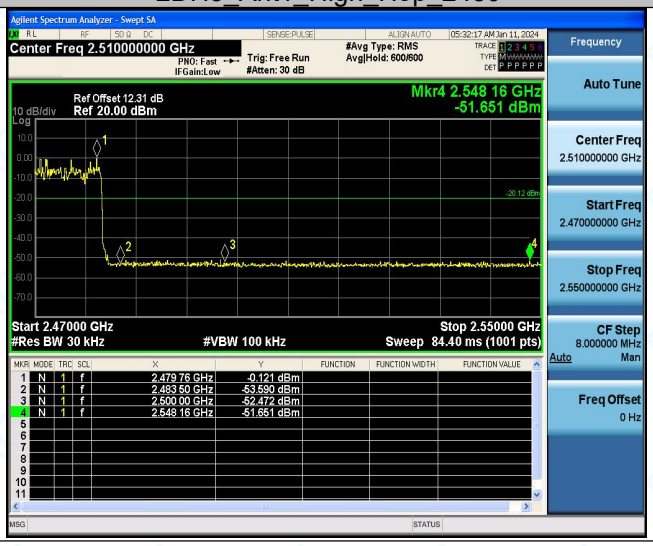

Appendix F: Conducted Spurious Emission

Test Result

Test Mode	Antenna	Freq(MHz)	Freq Range [MHz]	Ref Level [dBm]	Result [dBm]	Limit [dBm]	Verdict
DH5	Ant1	2402	Reference	2.36	2.36	---	PASS
			30~1000	2.36	-59.76	≤-17.64	PASS
			1000~26500	2.36	-37.75	≤-17.64	PASS
		2441	Reference	3.18	3.18	---	PASS
			30~1000	3.18	-58.45	≤-16.82	PASS
			1000~26500	3.18	-40.22	≤-16.82	PASS
		2480	Reference	3.26	3.26	---	PASS
			30~1000	3.26	-59.7	≤-16.74	PASS
			1000~26500	3.26	-46.05	≤-16.74	PASS
2DH5	Ant1	2402	Reference	2.27	2.27	---	PASS
			30~1000	2.27	-59.1	≤-17.73	PASS
			1000~26500	2.27	-38.24	≤-17.73	PASS
		2441	Reference	3.22	3.22	---	PASS
			30~1000	3.22	-58.69	≤-16.78	PASS
			1000~26500	3.22	-45.54	≤-16.78	PASS
		2480	Reference	3.26	3.26	---	PASS
			30~1000	3.26	-59.4	≤-16.74	PASS
			1000~26500	3.26	-48.35	≤-16.74	PASS

Test Graphs

DH5_Ant1_2402_0~Reference

DH5_Ant1_2402_30~1000

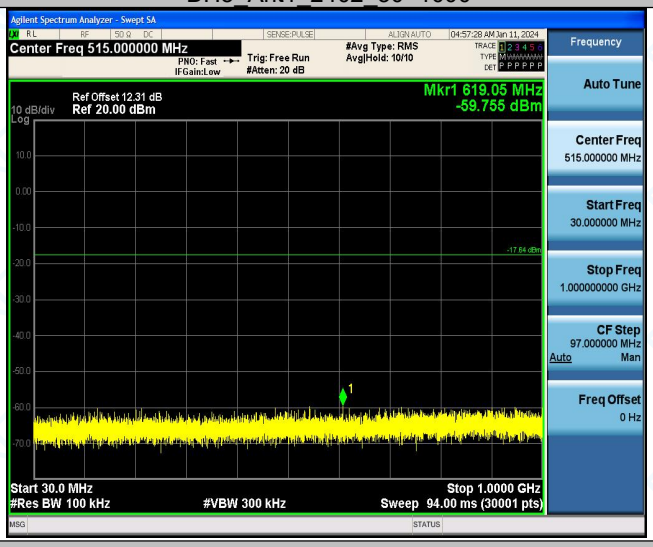
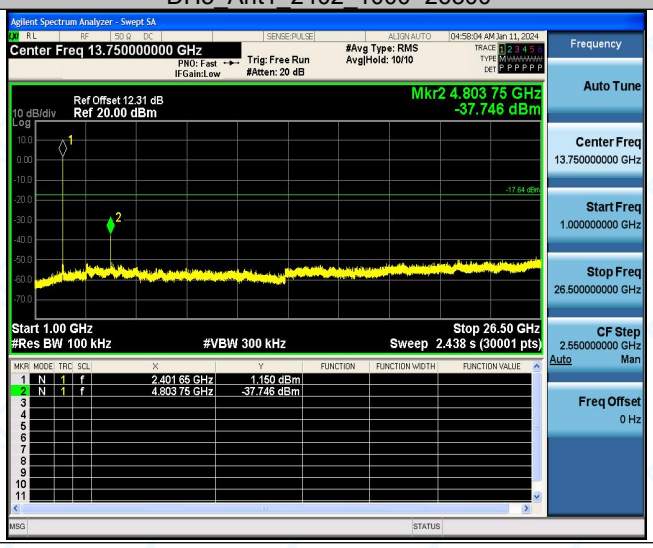
DH5_Ant1_2402_1000~26500