2DH1_Ant1_Hop

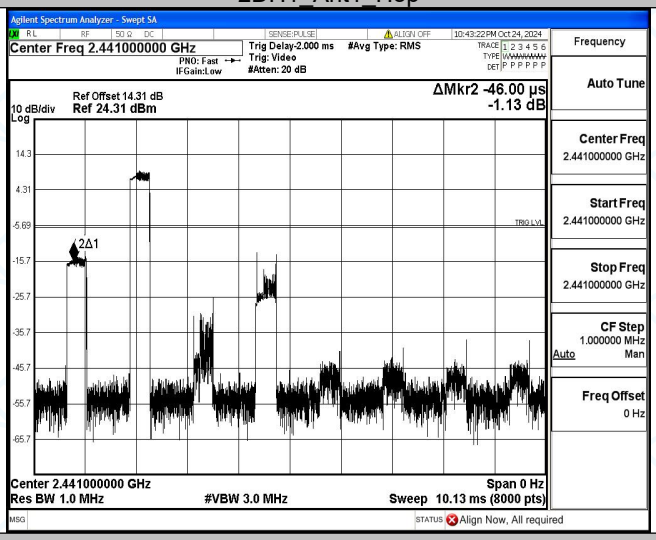

2DH3_Ant1_Hop

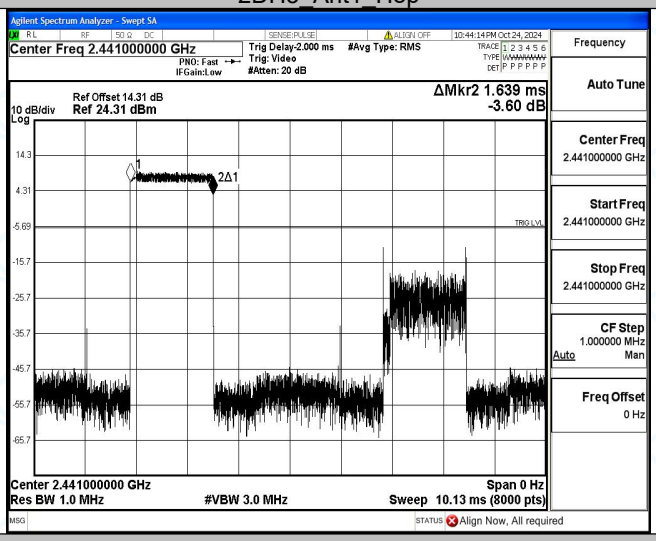

2DH5_Ant1_Hop

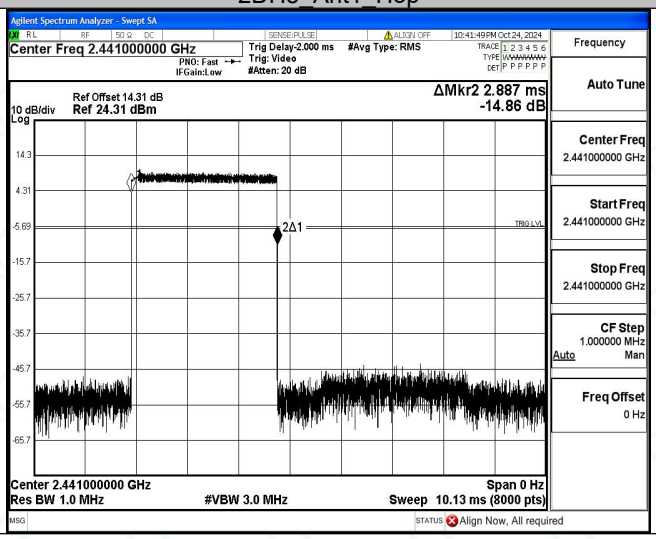

3DH1_Ant1_Hop

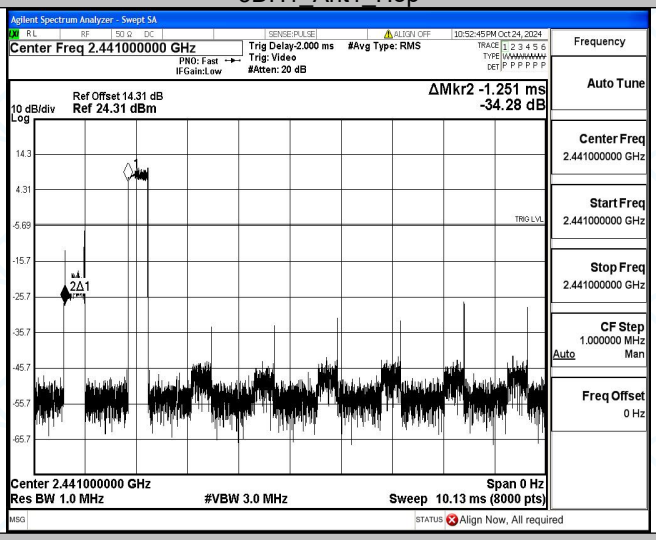

3DH3_Ant1_Hop

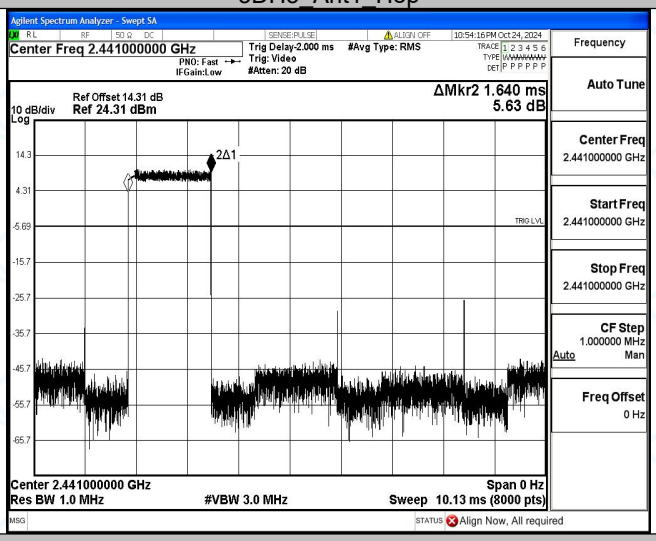

3DH5_Ant1_Hop

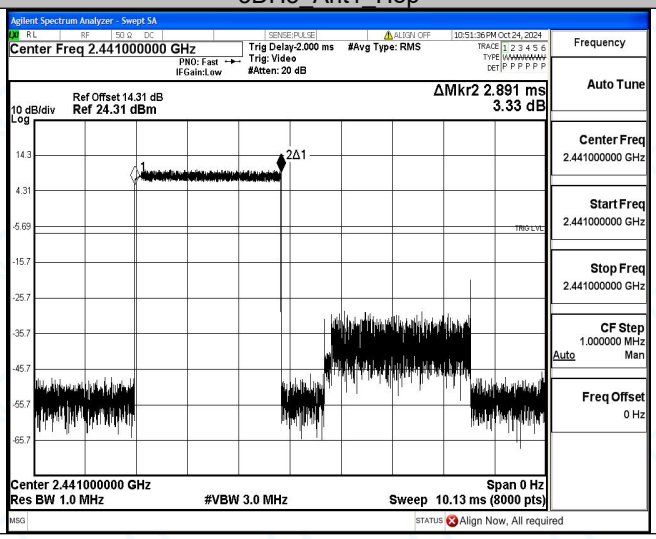

Appendix F: Number of hopping channels

Test Result

TestMode	Antenna	Freq(MHz)	Result[Num]	Limit[Num]	Verdict
DH5	Ant1	Hop	79	≥15	PASS
2DH5	Ant1	Hop	79	≥15	PASS
3DH5	Ant1	Hop	79	≥15	PASS

Test Graphs

DH5_Ant1_Hop

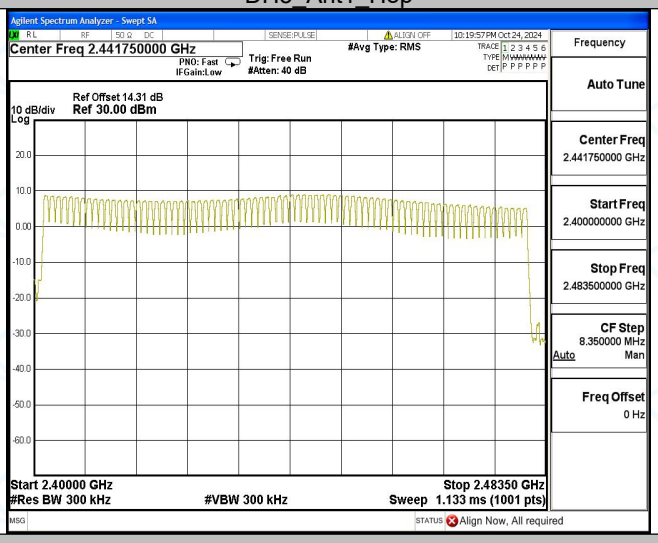

2DH5_Ant1_Hop

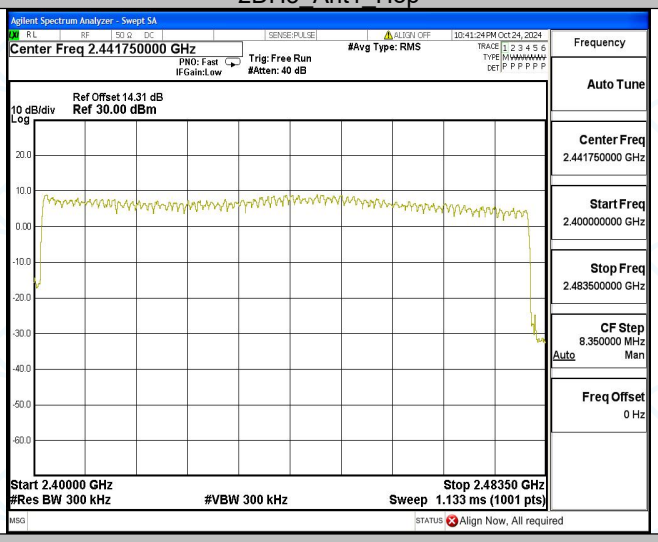

3DH5_Ant1_Hop

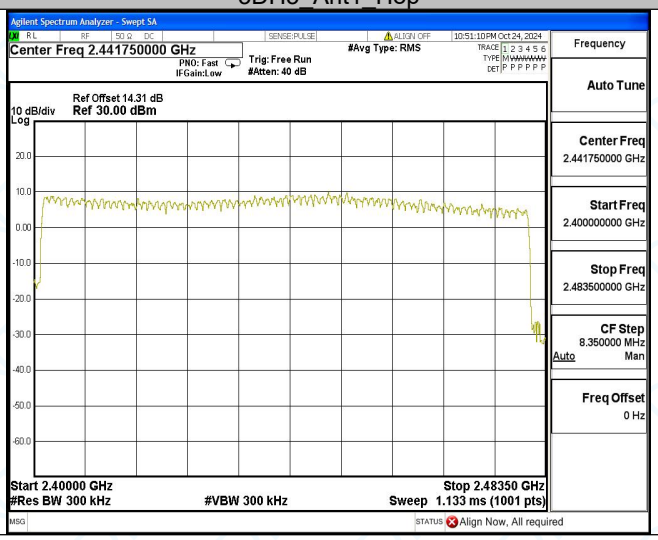

Appendix F: Band edge measurements

Test Result

Test Mode	Antenna	Ch Name	Freq(MHz)	Ref Level [dBm]	Result [dBm]	Limit [dBm]	Verdict
DH5	Ant1	Low	2402	5.43	-18.54	≤-14.57	PASS
		High	2480	1.91	-43.61	≤-18.09	PASS
		Low	Hop_2402	4.13	-18.98	≤-15.87	PASS
		High	Hop_2480	2.48	-40.9	≤-17.52	PASS
2DH5	Ant1	Low	2402	4.84	-18.28	≤-15.17	PASS
		High	2480	1.05	-45.39	≤-18.95	PASS
		Low	Hop_2402	0.50	-19.77	≤-19.51	PASS
		High	Hop_2480	-0.16	-41.47	≤-20.16	PASS
3DH5	Ant1	Low	2402	4.88	-18.68	≤-15.12	PASS
		High	2480	1.20	-43.29	≤-18.8	PASS
		Low	Hop_2402	4.30	-19.42	≤-15.7	PASS
		High	Hop_2480	0.20	-42.4	≤-19.8	PASS

.

Test Graphs

DH5_Ant1_Low_2402

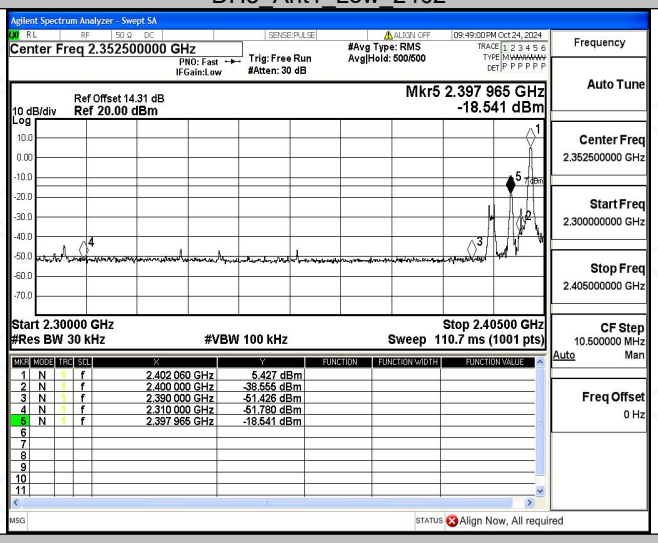

DH5_Ant1_High_2480

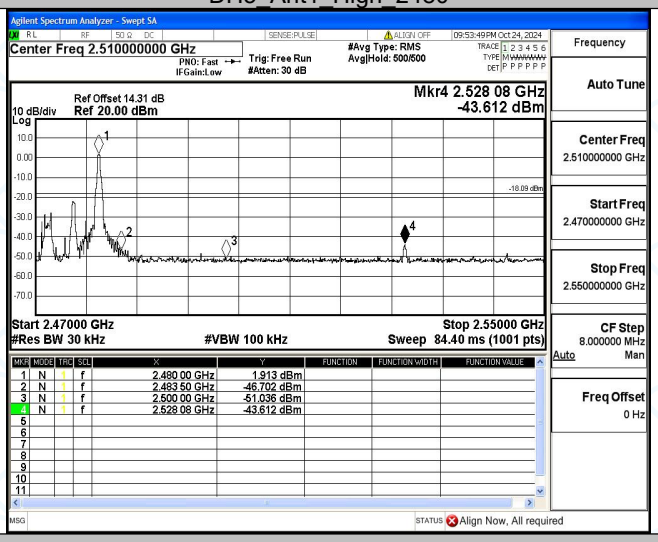

DH5_Ant1_Low_Hop_2402

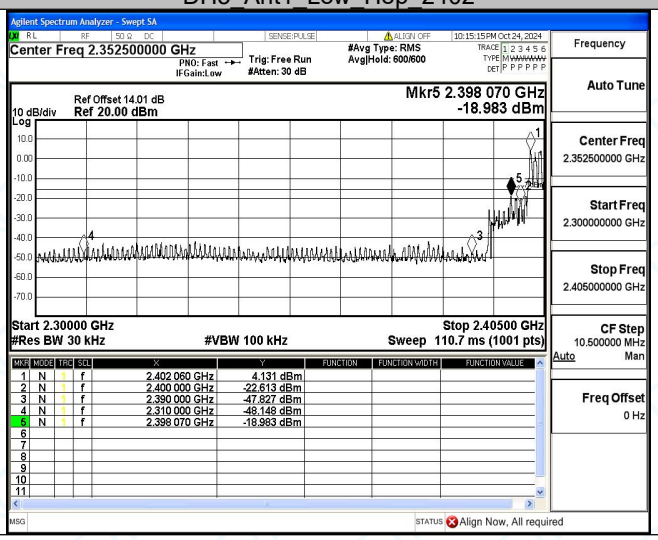

DH5_Ant1_High_Hop_2480

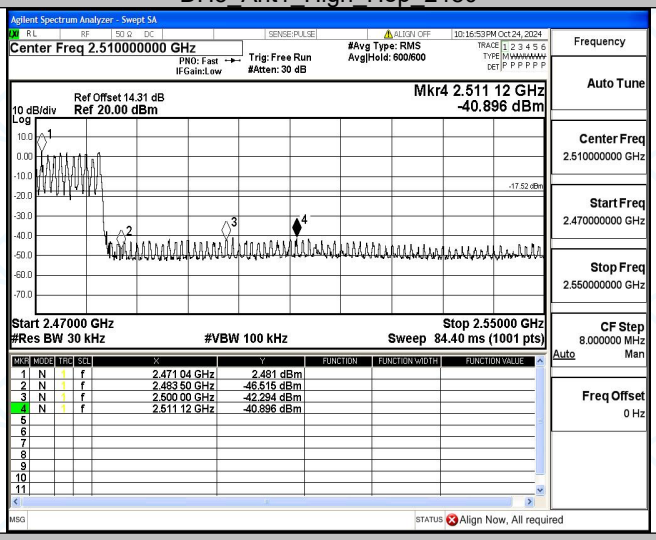

2DH5_Ant1_Low_2402

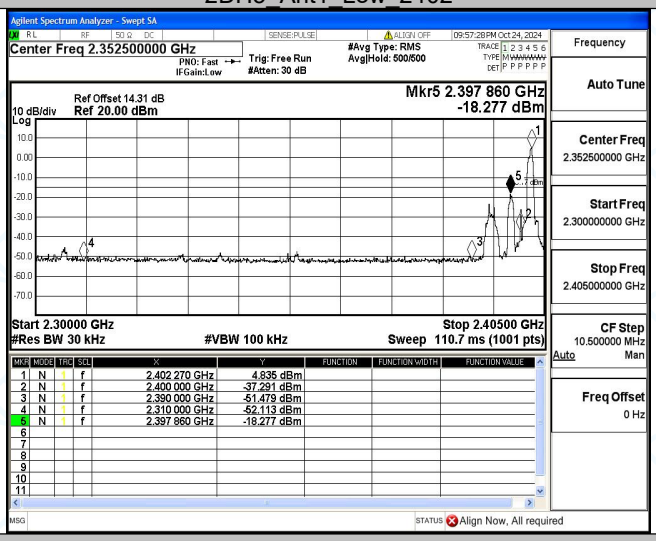

2DH5_Ant1_High_2480

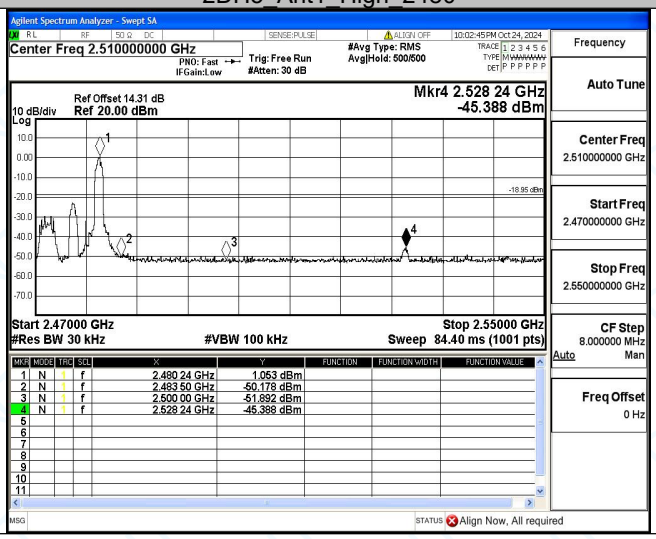

2DH5_Ant1_Low_Hop_2402

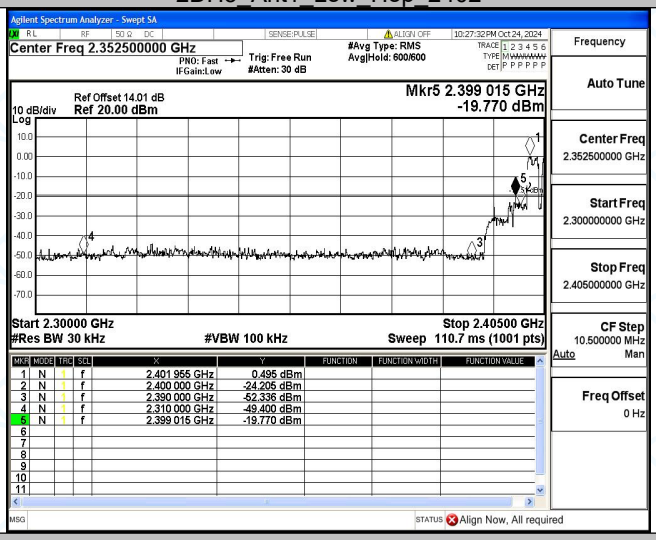

2DH5_Ant1_High_Hop_2480

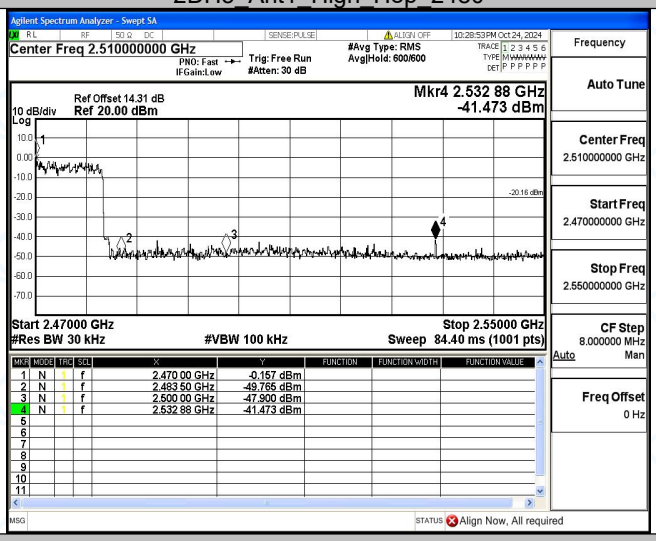

3DH5_Ant1_Low_2402

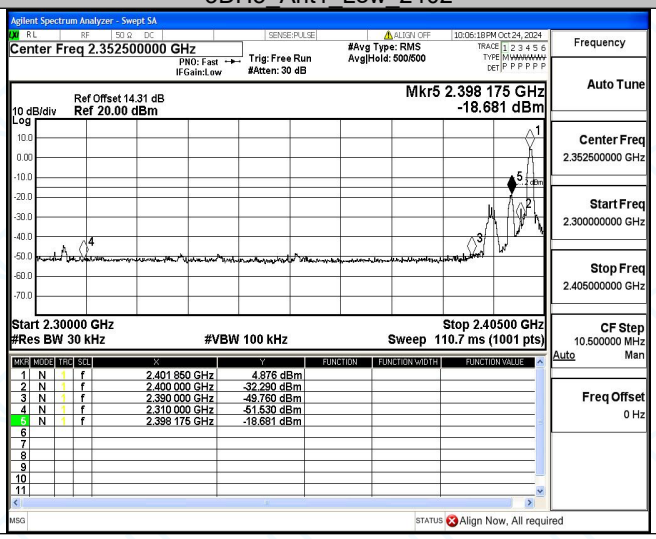

3DH5_Ant1_High_2480

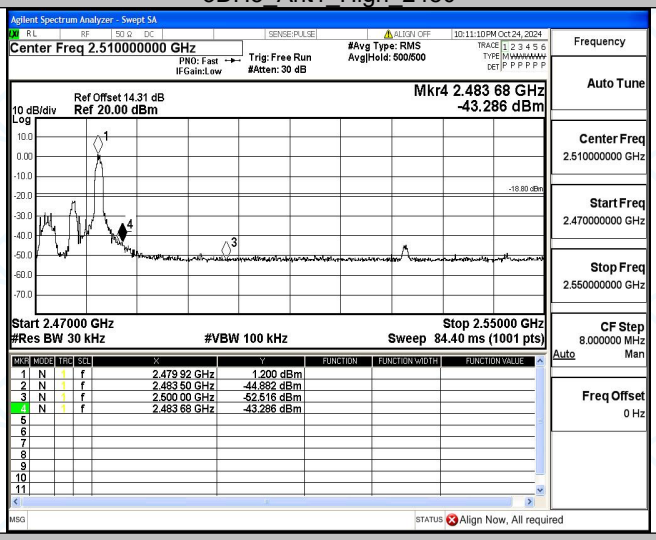

3DH5_Ant1_Low_Hop_2402

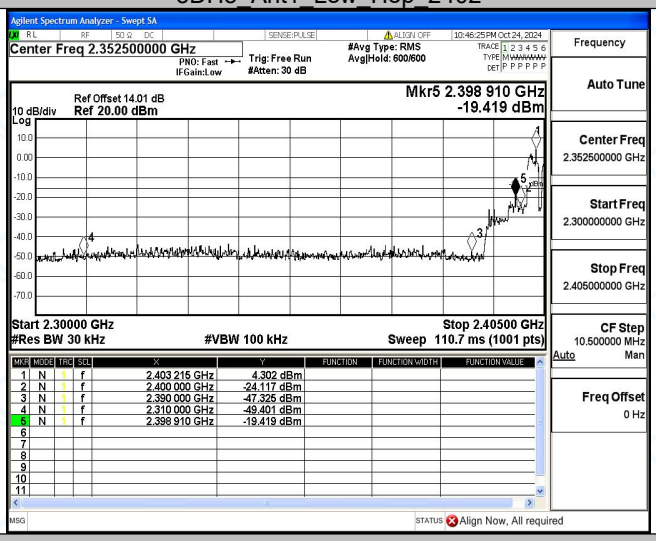

3DH5_Ant1_High_Hop_2480

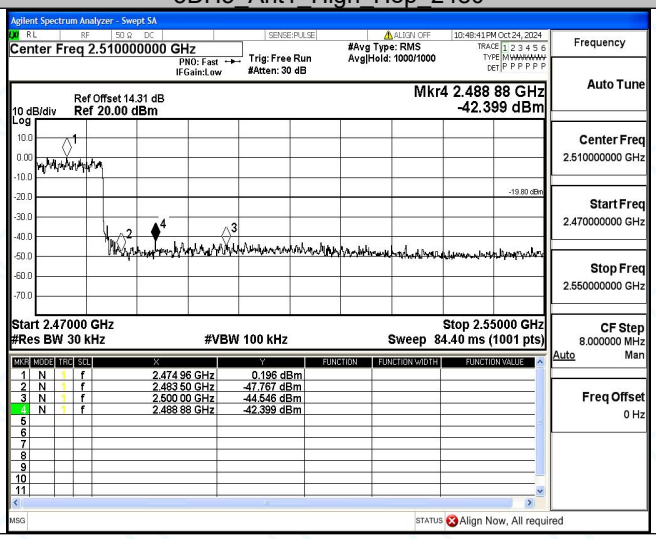

Appendix F: Conducted Spurious Emission

Test Result

Test Mode	Antenna	Freq(MHz)	Freq Range [MHz]	Ref Level [dBm]	Result [dBm]	Limit [dBm]	Verdict
DH5	Ant1	2402	Reference	7.60	7.60	---	PASS
			30~1000	7.60	-57.23	≤-12.4	PASS
			1000~26500	7.60	-39.62	≤-12.4	PASS
		2441	Reference	7.48	7.48	---	PASS
			30~1000	7.48	-56.63	≤-12.52	PASS
			1000~26500	7.48	-43.79	≤-12.52	PASS
		2480	Reference	4.44	4.44	---	PASS
			30~1000	4.44	-57.69	≤-15.56	PASS
			1000~26500	4.44	-40.93	≤-15.56	PASS
2DH5	Ant1	2402	Reference	7.67	7.67	---	PASS
			30~1000	7.67	-57.77	≤-12.33	PASS
			1000~26500	7.67	-43.59	≤-12.33	PASS
		2441	Reference	8.17	8.17	---	PASS
			30~1000	8.17	-57.07	≤-11.83	PASS
			1000~26500	8.17	-43.96	≤-11.83	PASS
		2480	Reference	3.61	3.61	---	PASS
			30~1000	3.61	-57.76	≤-16.39	PASS
			1000~26500	3.61	-42.71	≤-16.39	PASS
3DH5	Ant1	2402	Reference	8.22	8.22	---	PASS
			30~1000	8.22	-57.4	≤-11.78	PASS
			1000~26500	8.22	-41.71	≤-11.78	PASS
		2441	Reference	7.21	7.21	---	PASS
			30~1000	7.21	-57.26	≤-12.79	PASS
			1000~26500	7.21	-44.69	≤-12.79	PASS
		2480	Reference	4.63	4.63	---	PASS
			30~1000	4.63	-57.55	≤-15.37	PASS
			1000~26500	4.63	-41.77	≤-15.37	PASS

Test Graphs

DH5_Ant1_2402_0~Reference

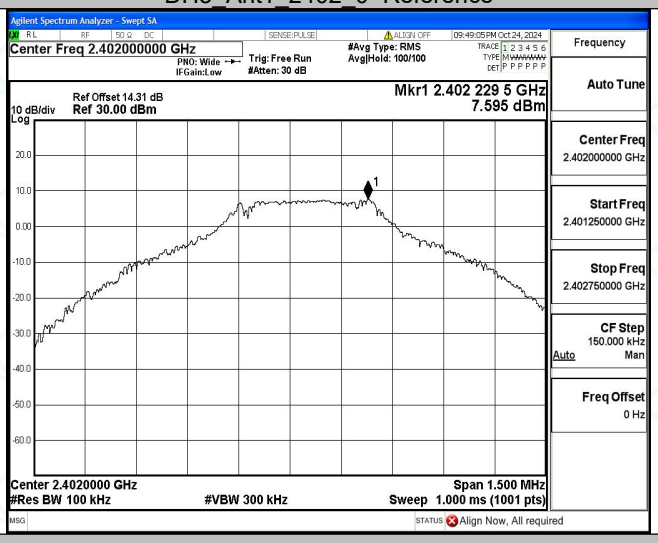

DH5_Ant1_2402_30~1000

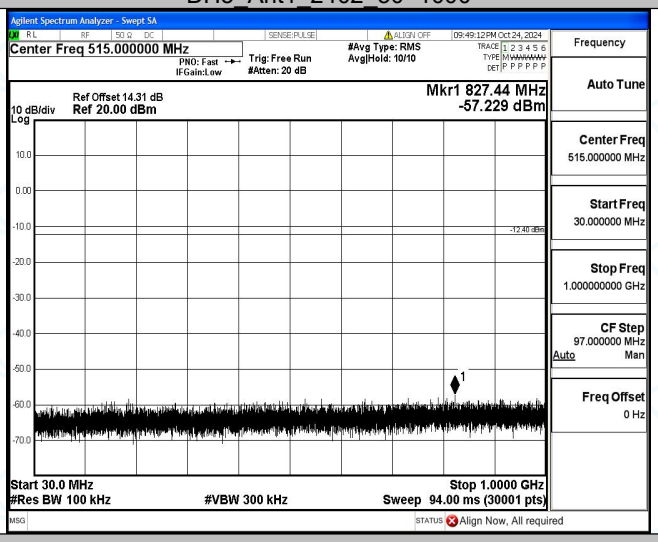
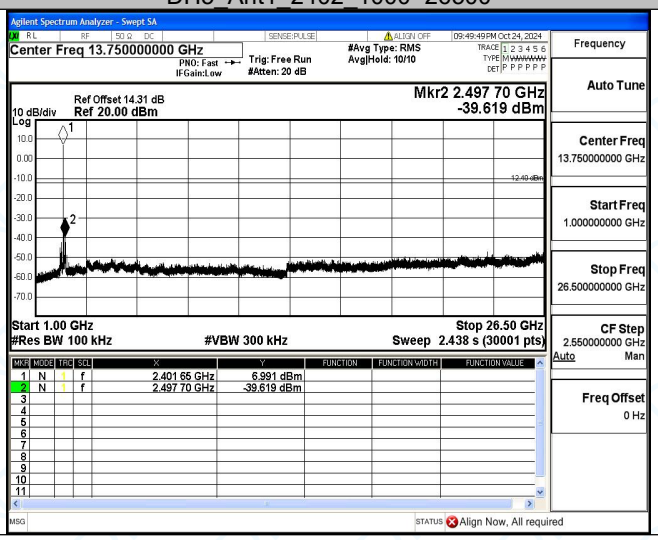
DH5_Ant1_2402_1000~26500