Client:	Gelo Technologies
Product Name/Model:	Thermostat, GTT-010
FCC ID:	2BEIZ-GTT010
IC:	31904-GTT010

Test Setup Photos



Figure 1 – Radiated Emissions Setup - Thermostat

This report may not be reproduced, except in full, without prior written approval of Megalab Group Inc.



Figure 2 – Radiated Emissions Setup
9kHz – 30MHz

This report may not be reproduced, except in full, without prior written approval of Megalab Group Inc.



Figure 3 – Radiated Emissions Setup
30MHz – 1GHz

Note: As per ANSI C63.10-2013 Clause 6.3.1, below 1GHz, the height of the DUT was set to 80cm.
Above 1GHz, the height was raised to 1.5m.

This report may not be reproduced, except in full, without prior written approval of
Megalab Group Inc.



Figure 4 – Radiated Emissions Setup
1GHz – 12GHz

Note: As per ANSI C63.10-2013 Clause 6.3.1, above 1GHz, the height of the DUT was set to 1.5m.

This report may not be reproduced, except in full, without prior written approval of Megalab Group Inc.



Figure 5 – Radiated Emissions Setup
18GHz – 25GHz

This report may not be reproduced, except in full, without prior written approval of Megalab Group Inc.



Figure 6 – Antenna Port Conducted Emissions Setup

This report may not be reproduced, except in full, without prior written approval of Megalab Group Inc.

Figure 7 – Conducted Emissions Setup

This report may not be reproduced, except in full, without prior written approval of Megalab Group Inc.



Figure 8 – Conducted Emissions Setup

This report may not be reproduced, except in full, without prior written approval of
Megalab Group Inc.