Appendix F: Band edge measurements

Test Result

Test Mode	Antenna	Ch Name	Freq(MHz)	Ref Level [dBm]	Result [dBm]	Limit [dBm]	Verdict
DH5	Ant1	Low	2402	-4.04	-51.14	≤-24.04	PASS
		High	2480	-2.26	-51.52	≤-22.26	PASS
		Low	Hop_2402	-4.33	-51.65	≤-24.33	PASS
		High	Hop_2480	-2.48	-51.52	≤-22.48	PASS
2DH5	Ant1	Low	2402	-4.69	-50.89	≤-24.69	PASS
		High	2480	-3.11	-51.45	≤-23.11	PASS
		Low	Hop_2402	-7.41	-52.01	≤-27.41	PASS
		High	Hop_2480	-4.10	-51.13	≤-24.1	PASS
3DH5	Ant1	Low	2402	-5.79	-50.84	≤-25.79	PASS
		High	2480	-3.38	-51.31	≤-23.38	PASS
		Low	Hop_2402	-6.13	-51.87	≤-26.13	PASS
		High	Hop_2480	-3.76	-51.4	≤-23.76	PASS

.

Test Graphs

DH5_Ant1_Low_2402

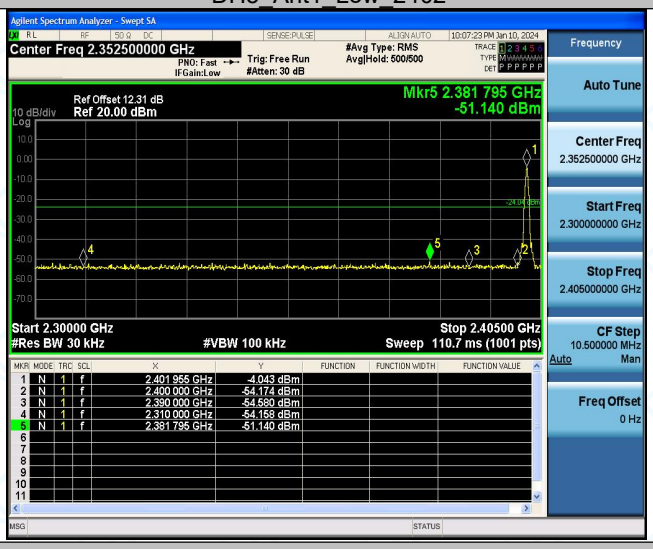

DH5_Ant1_High_2480

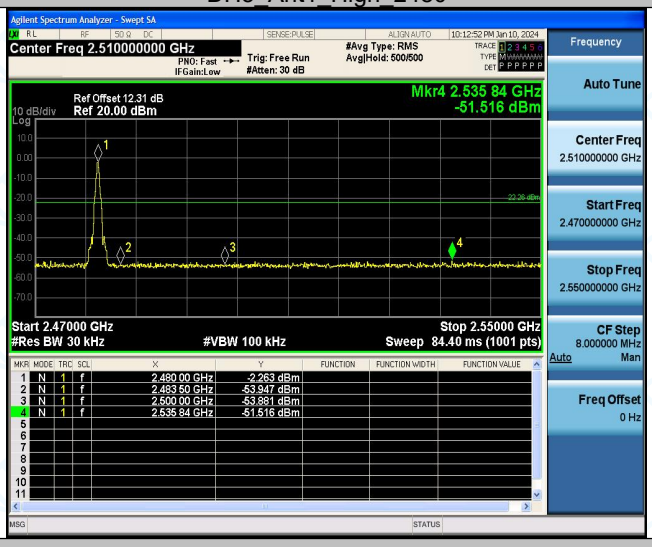

DH5_Ant1_Low_Hop_2402

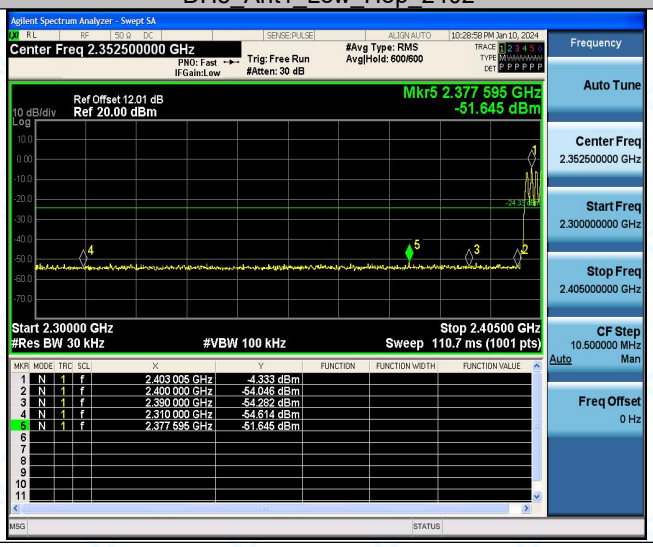

DH5_Ant1_High_Hop_2480

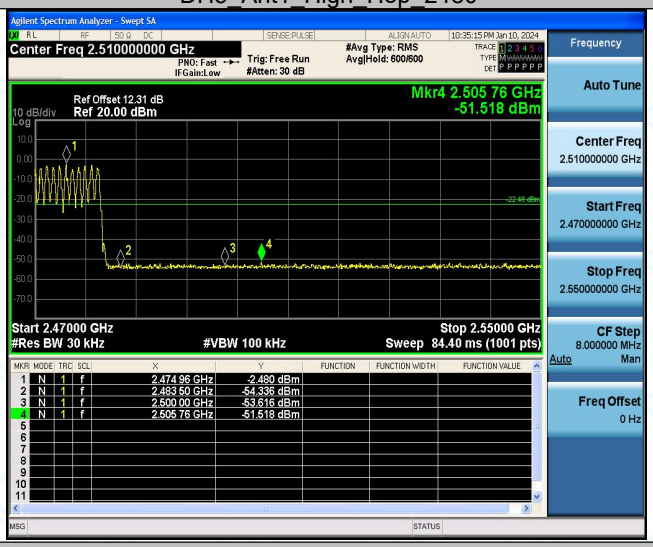

2DH5_Ant1_Low_2402

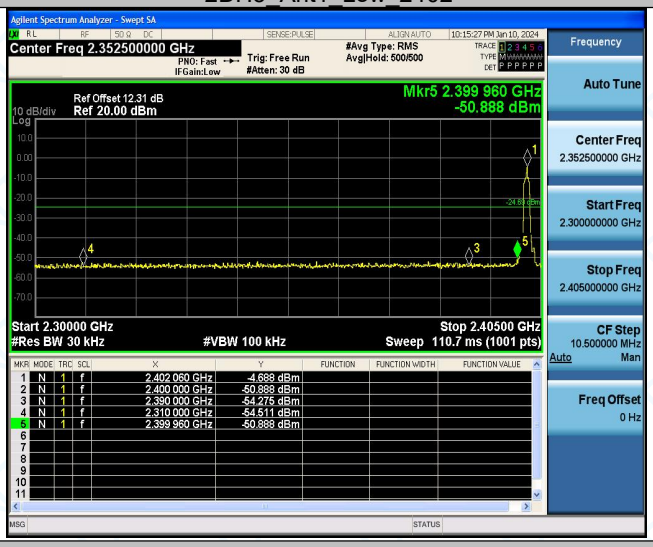

2DH5_Ant1_High_2480

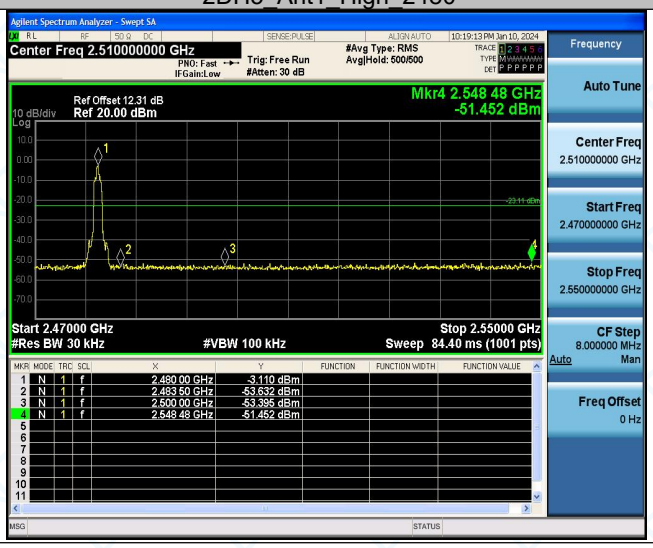

2DH5_Ant1_Low_Hop_2402

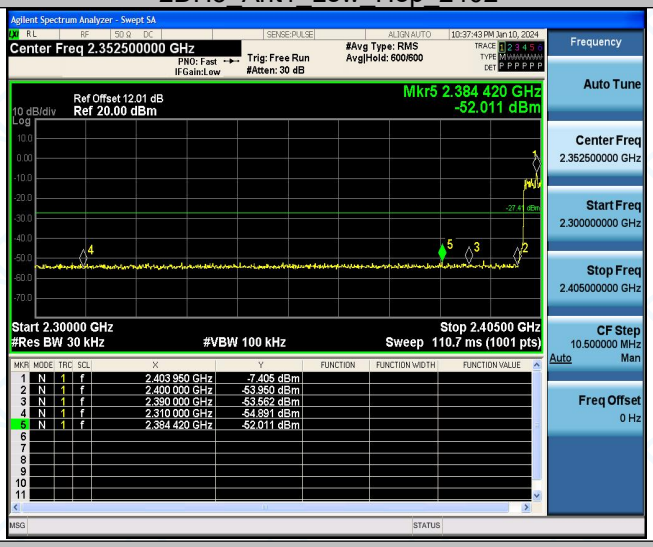

2DH5_Ant1_High_Hop_2480

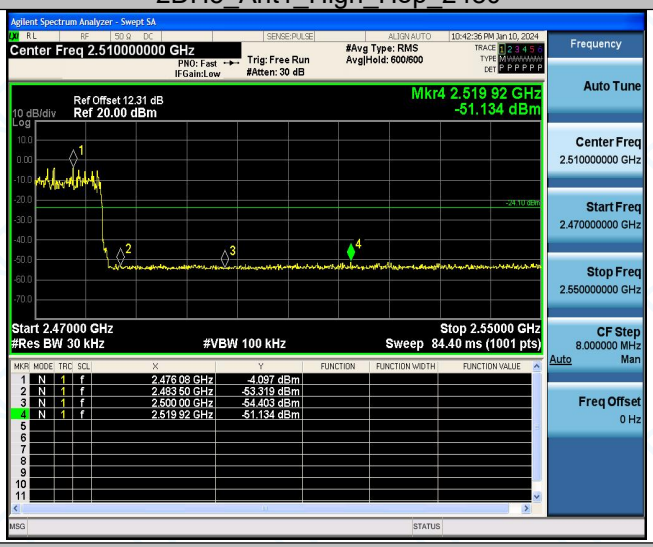

3DH5_Ant1_Low_2402

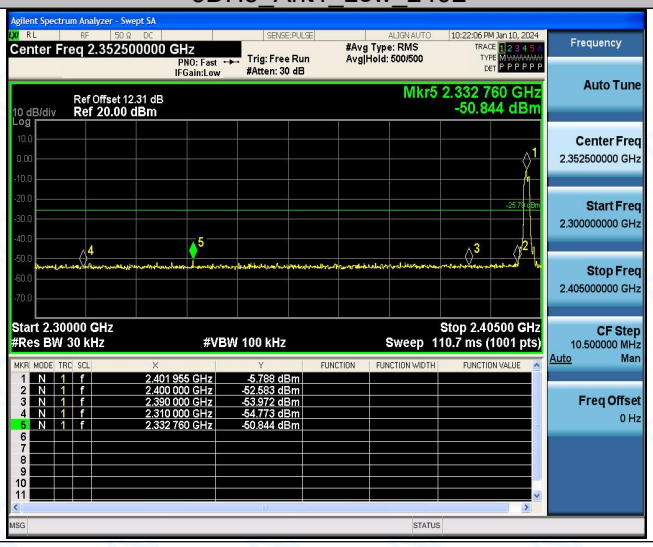

3DH5_Ant1_High_2480

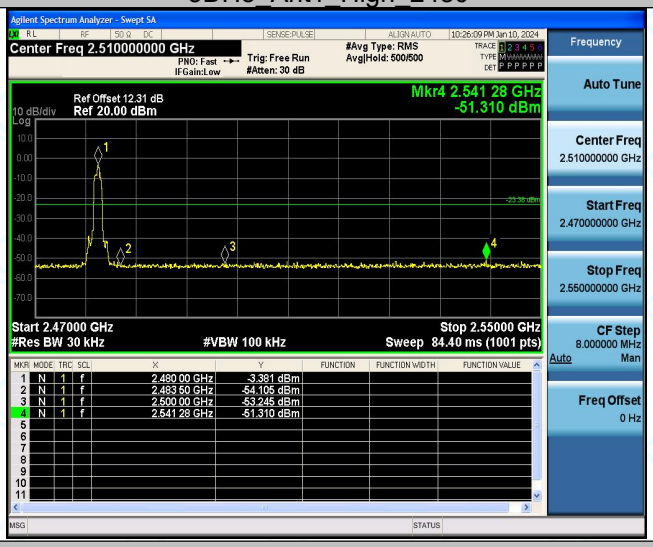

3DH5_Ant1_Low_Hop_2402

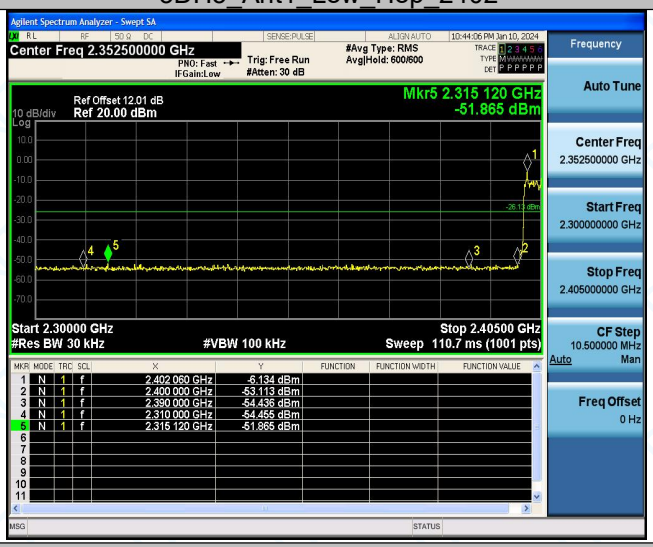

3DH5_Ant1_High_Hop_2480

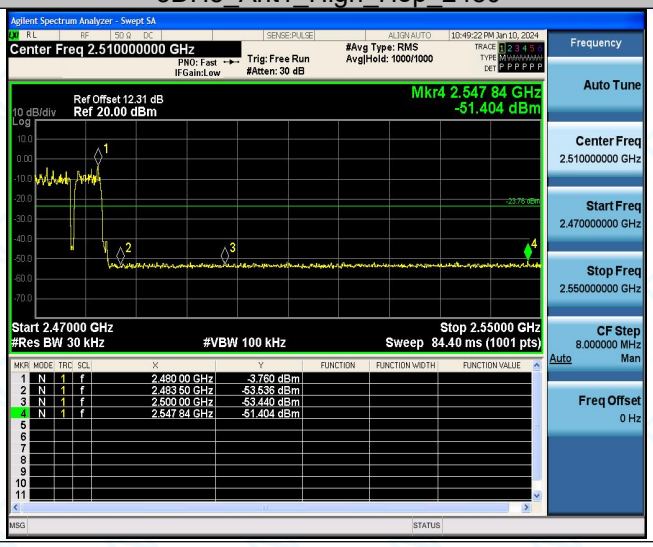

Appendix F: Conducted Spurious Emission

Test Result

Test Mode	Antenna	Freq(MHz)	Freq Range [MHz]	Ref Level [dBm]	Result [dBm]	Limit [dBm]	Verdict
DH5	Ant1	2402	Reference	-1.70	-1.70	---	PASS
			30~1000	-1.70	-58.21	≤-21.7	PASS
			1000~26500	-1.70	-49.84	≤-21.7	PASS
		2441	Reference	-0.69	-0.69	---	PASS
			30~1000	-0.69	-59.74	≤-20.69	PASS
			1000~26500	-0.69	-48.9	≤-20.69	PASS
		2480	Reference	0.00	0.00	---	PASS
			30~1000	0.00	-59.42	≤-20	PASS
			1000~26500	0.00	-49.64	≤-20	PASS
2DH5	Ant1	2402	Reference	-1.72	-1.72	---	PASS
			30~1000	-1.72	-59.44	≤-21.72	PASS
			1000~26500	-1.72	-48.94	≤-21.72	PASS
		2441	Reference	-0.59	-0.59	---	PASS
			30~1000	-0.59	-59.55	≤-20.59	PASS
			1000~26500	-0.59	-49.19	≤-20.59	PASS
		2480	Reference	-0.02	-0.02	---	PASS
			30~1000	-0.02	-58.89	≤-20.02	PASS
			1000~26500	-0.02	-49.38	≤-20.02	PASS
3DH5	Ant1	2402	Reference	-1.95	-1.95	---	PASS
			30~1000	-1.95	-58.91	≤-21.95	PASS
			1000~26500	-1.95	-48.02	≤-21.95	PASS
		2441	Reference	-1.31	-1.31	---	PASS
			30~1000	-1.31	-59.08	≤-21.31	PASS
			1000~26500	-1.31	-49.03	≤-21.31	PASS
		2480	Reference	-0.48	-0.48	---	PASS
			30~1000	-0.48	-58.53	≤-20.48	PASS
			1000~26500	-0.48	-48.87	≤-20.48	PASS

Test Graphs

DH5_Ant1_2402_0~Reference

DH5_Ant1_2402_30~1000

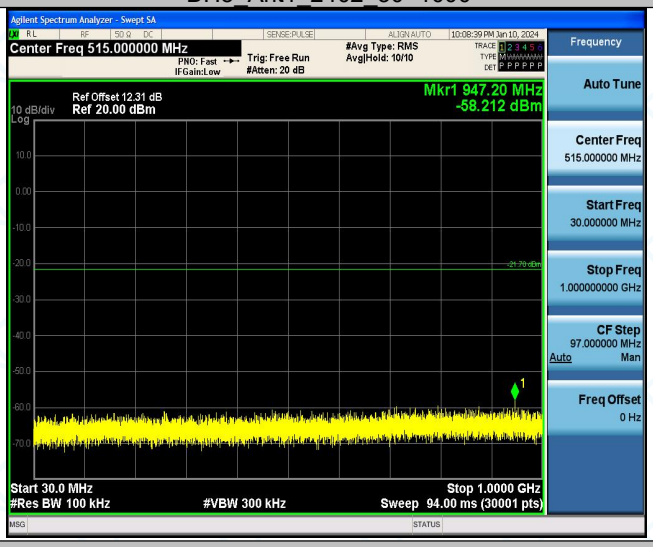

DH5_Ant1_2402_1000~26500

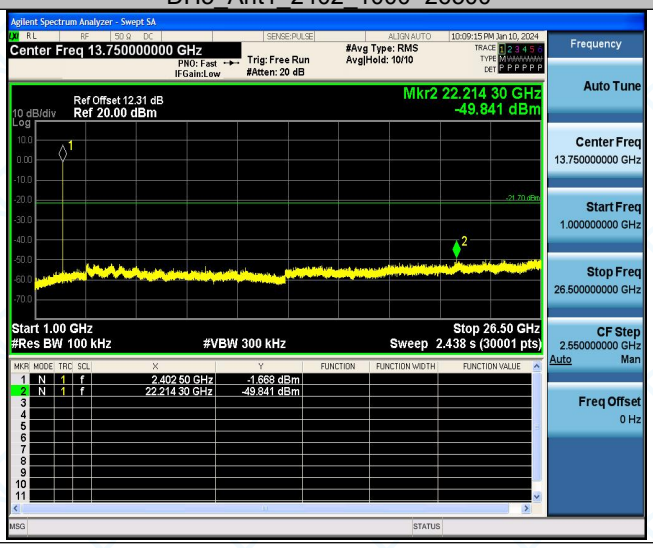

DH5_Ant1_2441_0~Reference

DH5_Ant1_2441_30~1000

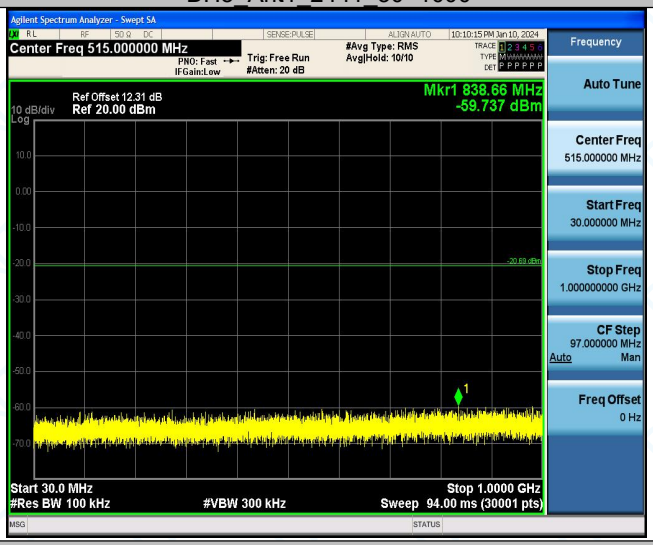

DH5_Ant1_2441_1000~26500

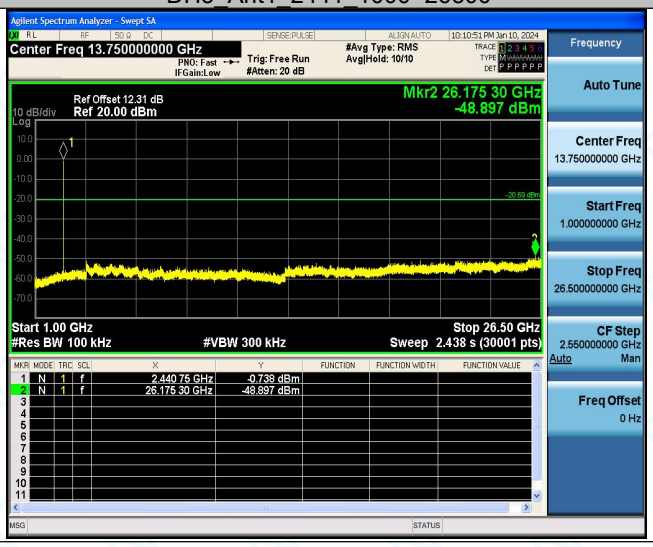

DH5_Ant1_2480_0~Reference

DH5_Ant1_2480_30~1000

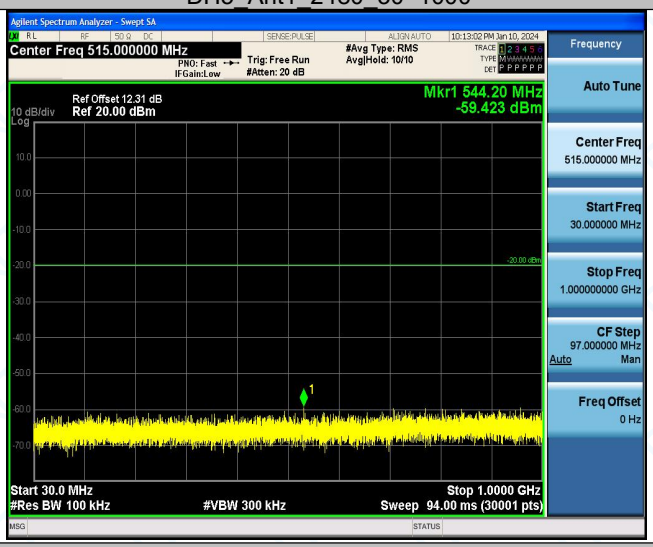

DH5_Ant1_2480_1000~26500

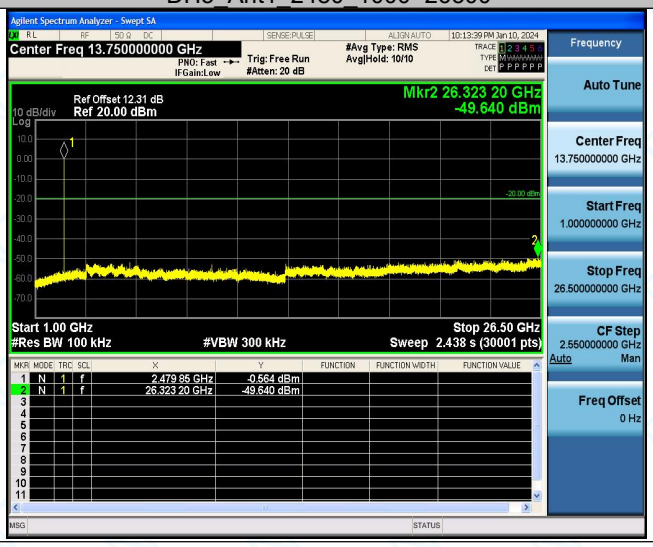

2DH5_Ant1_2402_0~Reference

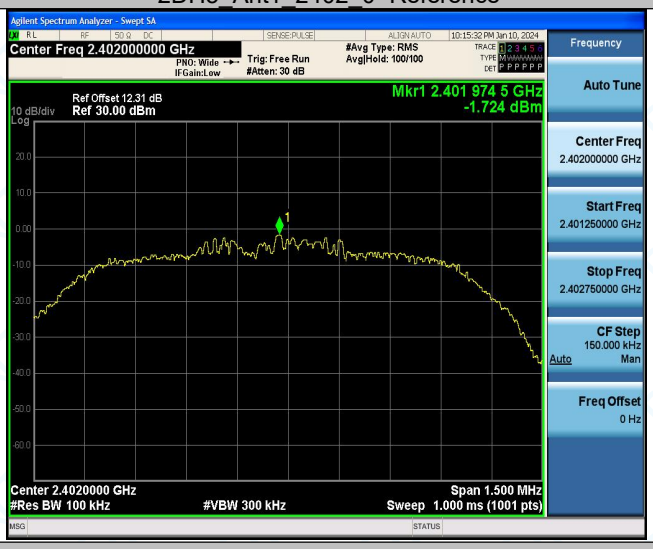

2DH5_Ant1_2402_30~1000

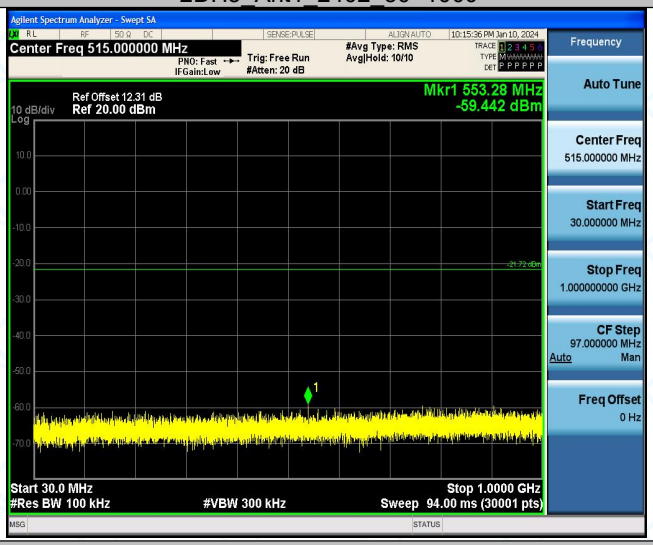
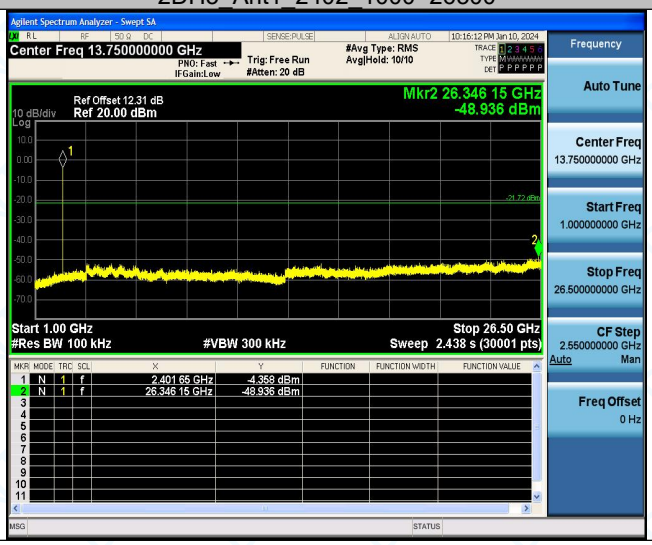
2DH5_Ant1_2402_1000~26500