FCC Test Report

Test Report
On Behalf of
Xia Men Bing Zhao Ke Ji You Xian Gong Si
For
MULTIFUNCTIONAL WIRELESS CHARGER
Model No.: S26S, 26S

FCC ID: 2BEJP-S26S

Prepared For:	**Xia Men Bing Zhao Ke Ji You Xian Gong Si** **Room 702, No. 10-2, Qiaoyue Li, Siming District, Xiamen City, Fujian Province, China**
Prepared By:	**Shenzhen HUAK Testing Technology Co., Ltd.** **1-2/F., Building B2, Junfeng Zhongcheng Zhizao Innovation Park, Heping, Fuhai Street, Bao'an District, Shenzhen, Guangdong, China**
Date of Test:	**Jan. 10, 2024 ~ Jan. 17, 2024**
Date of Report:	**Jan. 17, 2024**
Report Number:	**HK2401100194-2E**

The results shown in this test report refer only to the sample(s) tested unless otherwise stated and the sample(s) are retained for 30 days only. The document is issued by HUAK, this document cannot be reproduced except in full with our prior written permission. The more details and the authenticity of the report will be confirmed at http://www.cer-mark.com.

Test Result Certification

Applicant's Name..... : Xia Men Bing Zhao Ke Ji You Xian Gong Si

Address..... : Room 702, No. 10-2, Qiaoyue Li, Siming District, Xiamen City, Fujian Province, China

Manufacturer's Name ..... : Xia Men Bing Zhao Ke Ji You Xian Gong Si

Address..... : Room 702, No. 10-2, Qiaoyue Li, Siming District, Xiamen City, Fujian Province, China

Product Description

Trade Mark ..... : N/A

Product Name ..... : MULTIFUNCTIONAL WIRELESS CHARGER

Model and/or Type Reference: S26S, 26S

Standards ..... : FCC CFR 47 PART 18, KDB 680106 D01

This publication may be reproduced in whole or in part for non-commercial purposes as long as the Shenzhen HUAK Testing Technology Co., Ltd. is acknowledged as copyright owner and source of the material. Shenzhen HUAK Testing Technology Co., Ltd. takes no responsibility for and will not assume liability for damages resulting from the reader's interpretation of the reproduced material due to its placement and context.

Date of Test .....:

Date (s) of Performance of Tests .....: **Jan. 10, 2024 ~ Jan. 17, 2024**

Date of Issue.....: **Jan. 17, 2024**

Test Result.....: **Pass**

Testing Engineer : Len Liao

(Len Liao)

Technical Manager : Sliver Wan

(Sliver Wan)

Authorized Signatory : Jason Zhou

(Jason Zhou)

Note:

1. For a more detailed features description, please refer to the manufacturer's specifications or the User's Manual.

2.

Channel List							
Channel	Frequency (KHz)	Channel	Frequency (MHz)	Channel	Frequency (MHz)	Channel	Frequency (MHz)
01	142						

The EUT antenna is Coil Antenna. No antenna other than that furnished by the responsible party shall be used with the device.

2. Summary of Test Results

2.1. Test procedures according to the technical standards:

FCC KDB 680106 D01 RF Exposure Wireless Charging Apps v03r01

FCC CFR 47			
Standard Section	Test Item	Judgment	Remark
FCC CFR 47 part1, 1.1310 KDB 680106 D01v03r01 (3)(3)	Electric Field Strength (E) (V/m)	PASS	
	Magnetic Field Strength (H) (A/m)	PASS	

2.2. Measurement Uncertainty

The reported uncertainty of measurement **y ±U**, where expended uncertainty **U** is based on a standard uncertainty multiplied by a coverage factor of **k=2**, providing a level of confidence of approximately **95** %.

No.	Item	Uncertainty
1	All Emissions, Radiated(<30M)(9KHz-30MHz)	±3.90dB
2	Temperature	±0.5°C
3	Humidity	±2%

The results shown in this test report refer only to the sample(s) tested unless otherwise stated and the sample(s) are retained for 30 days only. The document is issued by HUAK, this document cannot be reproduced except in full with our prior written permission. The more details and the authenticity of the report will be confirmed at http://www.cer-mark.com.

2.3. Test Instruments

Description	Brand	Model No.	S/N	Calibrated Date	Calibrated Until
Electric and Magnetic Field Analyzer	narda	EHP-200AC	180ZX11028	Feb. 17, 2023	Feb. 16, 2024

NOTE: 1. The calibration interval of the above test instruments is 12 months.

The results shown in this test report refer only to the sample(s) tested unless otherwise stated and the sample(s) are retained for 30 days only. The document is issued by HUAK, this document cannot be reproduced except in full with our prior written permission. The more details and the authenticity of the report will be confirmed at http://www.cer-mark.com.

3. Maximum Permissible Exposure

Limit of Maximum Permissible Exposure

Limits for Occupational / Controlled Exposure				
Frequency Range (MHz)	Electric Field Strength (E) (V/m)	Magnetic Field Strength (H) (A/m)	Power Density (S) (mW/ cm²)	Averaging Time $\|E\|^2$,$\|H\|^2$ or S (minutes)
0.3-3.0	614	1.63	(100)*	6
3.0-30	1842 / f	4.89 / f	(900 / f)*	6
30-300	61.4	0.163	1.0	6
300-1500			F/300	6
1500-100,000			5	6
Limits for General Population / Uncontrolled Exposure				
Frequency Range (MHz)	Electric Field Strength (E) (V/m)	Magnetic Field Strength (H) (A/m)	Power Density (S) (mW/ cm²)	Averaging Time $\|E\|^2$,$\|H\|^2$ or S (minutes)
0.3-1.34	614	1.63	(100)*	30
1.34-30	824/f	2.19/f	(180 / f)*	30
30-300	27.5	0.073	0.2	30
300-1500			F/1500	30
1500-100,000			1	30

Note 1: f = frequency in MHz; *Plane-wave equivalent power density.

Note 2: For the applicable limit, see FCC 1.1310, 680106 D01 RF Exposure Wireless Charging Apps v03.

Note 3: Emissions between 100 kHz to 300 kHz should be assessed versus the limits at 300 kHz in Table 1 of Section 1.1310: 614 V/m and 1.63A/m. A KDB inquiry is required to determine the applicable exposure limits below 100 kHz.

The results shown in this test report refer only to the sample(s) tested unless otherwise stated and the sample(s) are retained for 30 days only. The document is issued by HUAK, this document cannot be reproduced except in full with our prior written permission. The more details and the authenticity of the report will be confirmed at http://www.cer-mark.com.

4. Test Procedure

a. For devices designed for typical desktop applications, such a wireless charging pads, RF exposure evaluation should be conducted assuming a user separation distance of (H-field & E- field strengths for all sides is 15cm, H-field strengths of top side is 20cm).
E and H field strength measurements or numerical modeling may be used to demonstrate compliance. Measurements should be made from all sides and the top of the primary/client pair, with the 15 cm measured from the center of the probe(s) to the edge of the device.

4.1 Test Setup

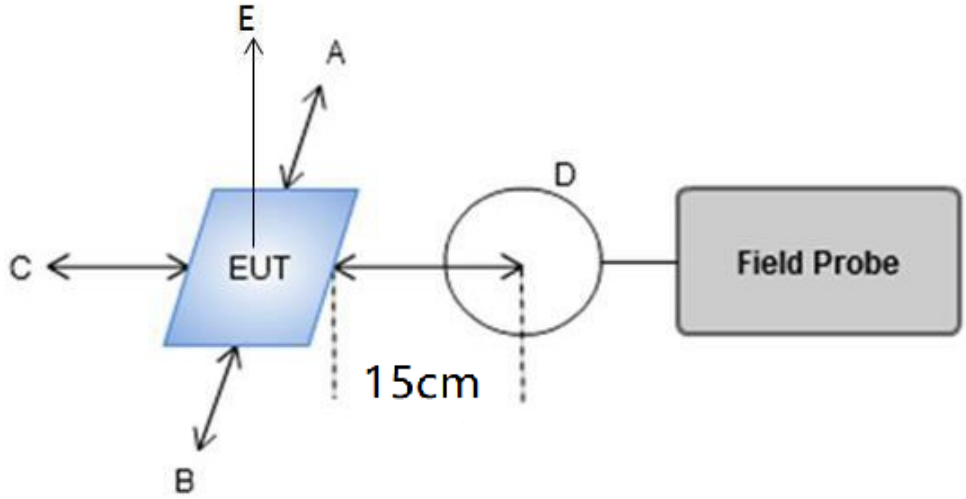

4.2 Result of Maximum Permissible Exposure

The results shown in this test report refer only to the sample(s) tested unless otherwise stated and the sample(s) are retained for 30 days only. The document is issued by HUAK, this document cannot be reproduced except in full with our prior written permission. The more details and the authenticity of the report will be confirmed at http://www.cer-mark.com.

All test modes are tested, and the report shows only the worst mode: ANT：15W

For Full load:
H-Field Strength at 15 cm (E top side: 20cm) from the edges surrounding the EUT (A/m)

Field strength	Test Position A	Test Position B	Test Position C	Test Position D	Test Position E	Limits (A/m)
A/m	0.0046	0.0045	0.0041	0.0040	0.0037	1.63

For Half Load mode:
H-Field Strength at 15 cm (E top side: 20cm) from the edges surrounding the EUT (A/m)

Field strength	Test Position A	Test Position B	Test Position C	Test Position D	Test Position E	Limits (A/m)
A/m	0.0034	0.0031	0.0039	0.0027	0.0029	1.63

For No load mode:
H-Field Strength at 15 cm (E top side: 20cm) from the edges surrounding the EUT (A/m)

Field strength	Test Position A	Test Position B	Test Position C	Test Position D	Test Position E	Limits (A/m)
A/m	0.0029	0.0022	0.0018	0.0013	0.0023	1.63

The results shown in this test report refer only to the sample(s) tested unless otherwise stated and the sample(s) are retained for 30 days only. The document is issued by HUAK, this document cannot be reproduced except in full with our prior written permission. The more details and the authenticity of the report will be confirmed at http://www.cer-mark.com.

Remark: According KDB 680106 D01 RF Exposure Wireless Charging App v03r01, section 5, b). The aggregate H-field strengths at 15 cm surrounding the device and 20 cm above the top surface from all simultaneous transmitting coils are demonstrated to be less than 50% of the MPE limit. The E- field evaluation conducted assuming a user separation distance of 15 cm according to the KDB 680106 D01 RF Exposure Wireless Charging App v03 section 3, c).

Result: The device comply with the RF exposure requirement according to 680106 D01 v03r01, section 5, b):

(1) Power transfer frequency is less than 1 MHz.
- The device operate in the frequency range for 112KHz~ 205KHz

(2) Output power from each primary coil is less than or equal to 15 watts.
- The maximum output power is 15W

(3) The system consists of more than one source primary coils, charging one or more clients. If more than one primary coil is present, the coil pairs may be powered on at the same time.
-- The transfer system is a charging system with only one main coil.

(4) Client device is placed directly in contact with the transmitter.
-The EUT is placed directly in contact with the transmitter

(5) Mobile exposure conditions only (portable exposure conditions are not covered by this exclusion).
- Yes, mobile device only.

(6) The aggregate H-field strengths anywhere at or beyond 15 cm surrounding the device, and 20 cm away from the surface from all coils that by design can simultaneously transmit, and while those coils are simultaneously energized, are demonstrated to be less than 50% of the applicable MPE limit.
- The EUT meet the conditions.

The results shown in this test report refer only to the sample(s) tested unless otherwise stated and the sample(s) are retained for 30 days only. The document is issued by HUAK, this document cannot be reproduced except in full with our prior written permission. The more details and the authenticity of the report will be confirmed at http://www.cer-mark.com.

Photograph of Test

A

B



The results shown in this test report refer only to the sample(s) tested unless otherwise stated and the sample(s) are retained for 30 days only. The document is issued by HUAK, this document cannot be reproduced except in full with our prior written permission. The more details and the authenticity of the report will be confirmed at http://www.cer-mark.com.

C

D

The results shown in this test report refer only to the sample(s) tested unless otherwise stated and the sample(s) are retained for 30 days only. The document is issued by HUAK, this document cannot be reproduced except in full with our prior written permission. The more details and the authenticity of the report will be confirmed at http://www.cer-mark.com.

TEL : +86-755 2302 9901 FAX : +86-755 2302 9901 E-mail : service@cer-mark.com
Add: 1-2F., Building B2, Junfeng Zhongcheng Zhizao Innovation Park, Heping Community, Fuhai Street, Bao'an District, Shenzhen, Guangdong, China

E



※※※※※THE END※※※※※

The results shown in this test report refer only to the sample(s) tested unless otherwise stated and the sample(s) are retained for 30 days only. The document is issued by HUAK, this document cannot be reproduced except in full with our prior written permission. The more details and the authenticity of the report will be confirmed at http://www.cer-mark.com.

TEL : +86-755 2302 9901 FAX : +86-755 2302 9901 E-mail : service@cer-mark.com
Add: 1-2F., Building B2, Junfeng Zhongcheng Zhizao Innovation Park, Heping Community, Fuhai Street, Bao'an District, Shenzhen, Guangdong, China