Appendix Report

Report No.:	CISRR25030402606
Test Engineer:	Mark Fu
Supervised by:	Rory Huang

1) Duty Cycle

Test Result

Mode	Channel	On Time (ms)	Period (ms)	Duty Cycle (%)	Duty Cycle (linear)	Duty Cycle Factor (dB)	1/T
BLE 1M	0	0.409	0.625	65.42	0.6542	1.8429	2.4450
	19	0.409	0.625	65.42	0.6542	1.8429	2.4450
	39	0.409	0.625	65.44	0.6544	1.8416	2.4450
BLE 2M	0	0.226	0.625	36.13	0.3613	4.4213	4.4248
	19	0.226	0.625	36.16	0.3616	4.4177	4.4248
	39	0.226	0.625	36.13	0.3613	4.4213	4.4248

Test Graphs

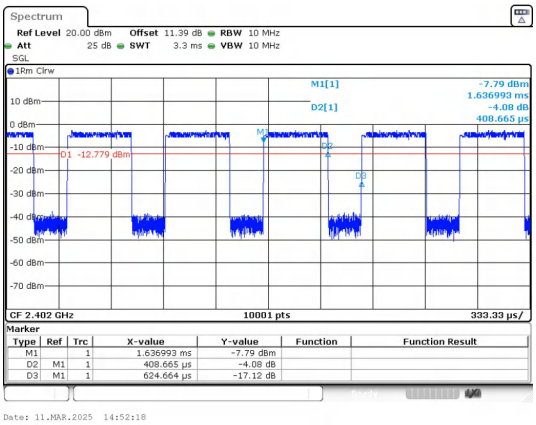

BLE 1M_Channel 0

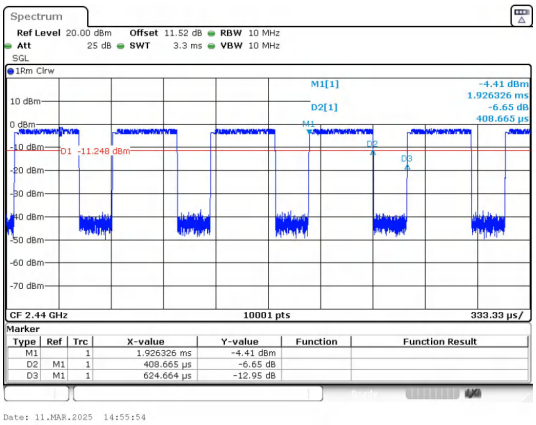

BLE 1M_Channel 19

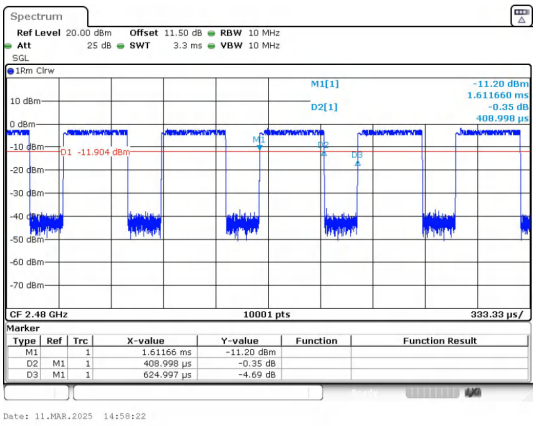

BLE 1M_Channel 39

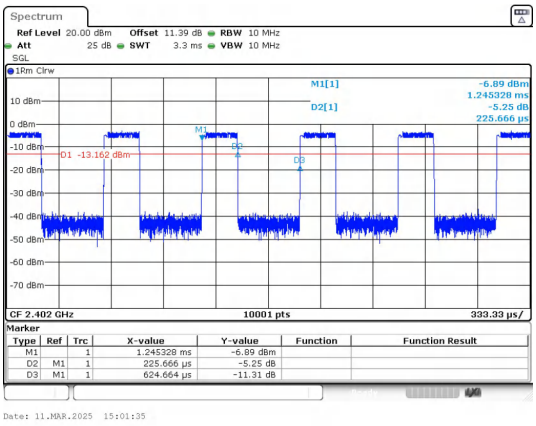

BLE 2M_Channel 0

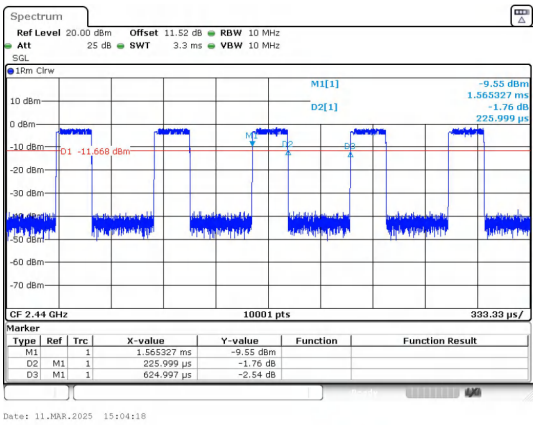

BLE 2M_Channel 19

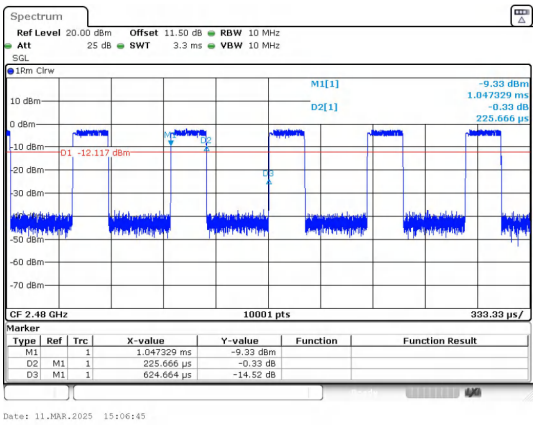

BLE 2M_Channel 39

2) Power Spectral Density

Test Result

Mode	Channel	PSD (dBm/3kHz)	Limit (dBm/3kHz)	Result
BLE 1M	0	-19.930	≤8	PASS
BLE 1M	19	-18.390	≤8	PASS
BLE 1M	39	-19.160	≤8	PASS
BLE 2M	0	-21.900	≤8	PASS
BLE 2M	19	-21.330	≤8	PASS
BLE 2M	39	-21.760	≤8	PASS

Test Graphs

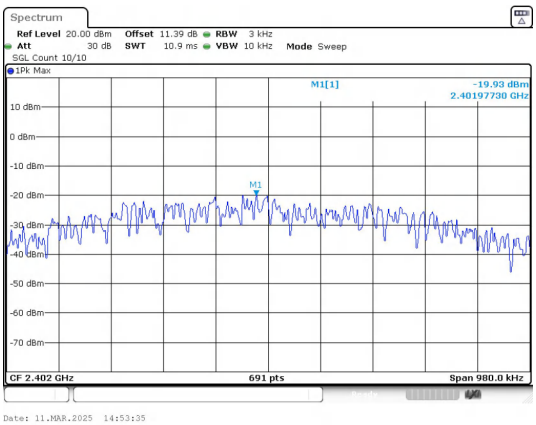

BLE 1M_Channel 0

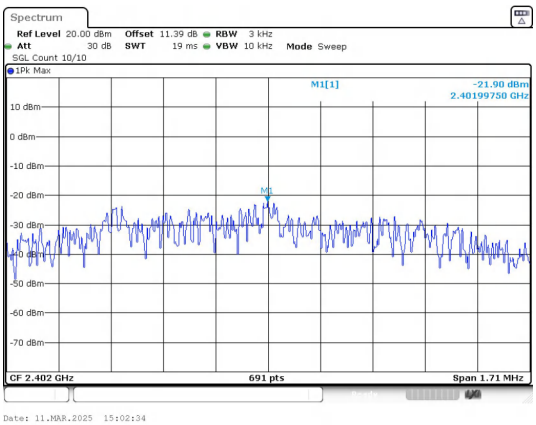

BLE 2M_Channel 0

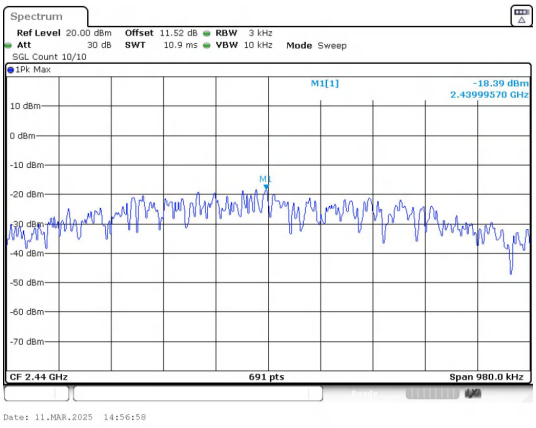

BLE 1M_Channel 19

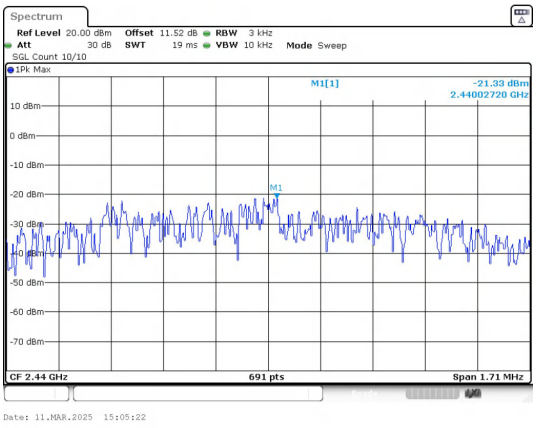

BLE 2M_Channel 19

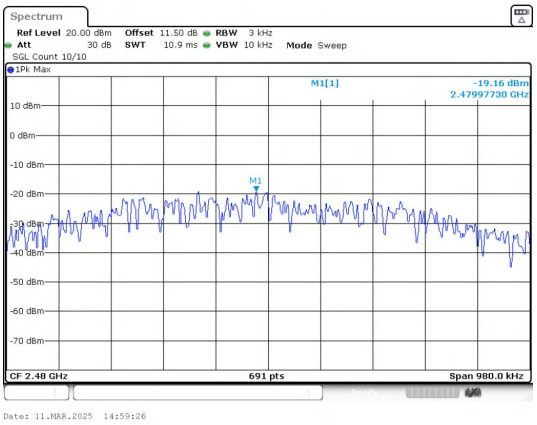

BLE 1M_Channel 39

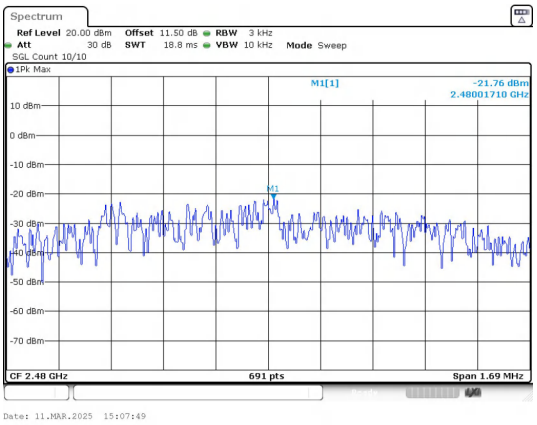

BLE 2M_Channel 39

3) Conducted Output Power

Test Result

Mode	Channel	Peak Output Power (dBm)	Peak Output Power (mW)	Limit (dBm)	Result
BLE 1M	0	-2.71	0.54	≤30	PASS
	19	-1.26	0.75	≤30	PASS
	39	-1.80	0.66	≤30	PASS
BLE 2M	0	-3.07	0.49	≤30	PASS
	19	-1.38	0.73	≤30	PASS
	39	-2.10	0.62	≤30	PASS

Test Graphs

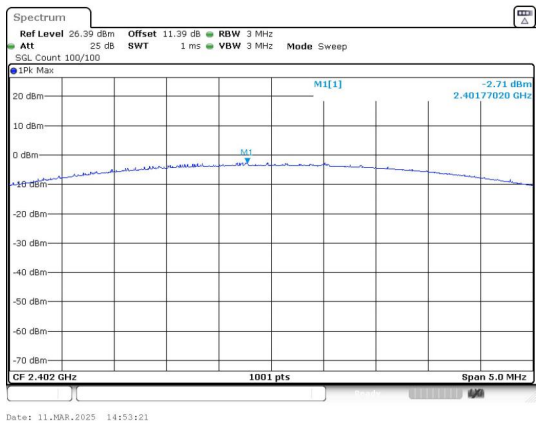

Peak Output Power

BLE 1M_Channel 0

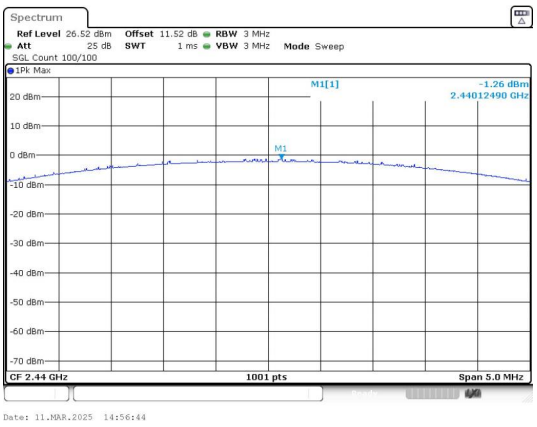

Peak Output Power

BLE 1M_Channel 19

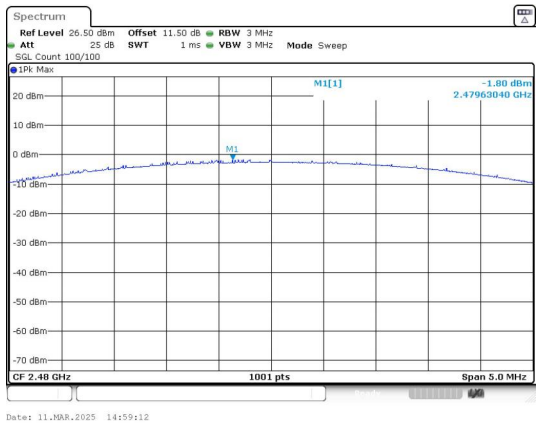

Peak Output Power

BLE 1M_Channel 39

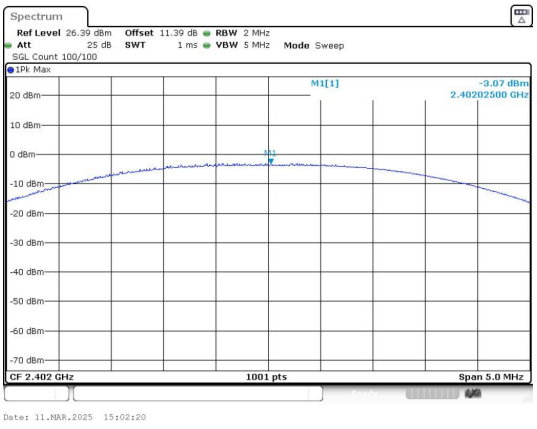

Peak Output Power

BLE 2M_Channel 0

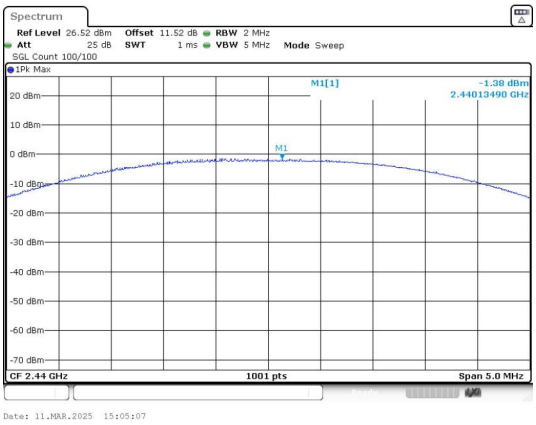

Peak Output Power

BLE 2M_Channel 19

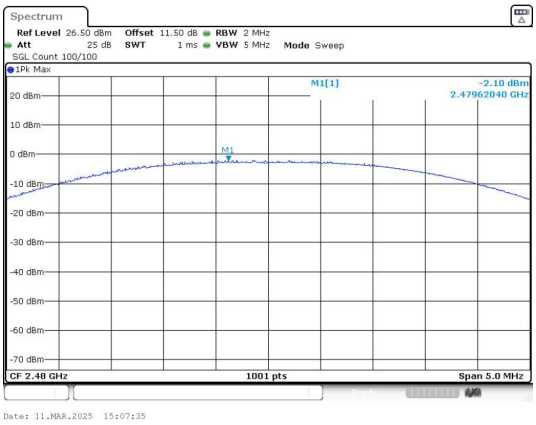

Peak Output Power

BLE 2M_Channel 39

4) 6dB Bandwidth

Test Result

Mode	Channel	Center Frequency (MHz)	6 dB Bandwidth (MHz)	Limit (MHz)	Result
BLE 1M	0	2402	0.6500	≥0.5	PASS
	19	2440	0.6500		PASS
	39	2480	0.6500		PASS
BLE 2M	0	2402	1.140		PASS
	19	2440	1.140		PASS
	39	2480	1.130		PASS

Test Graphs

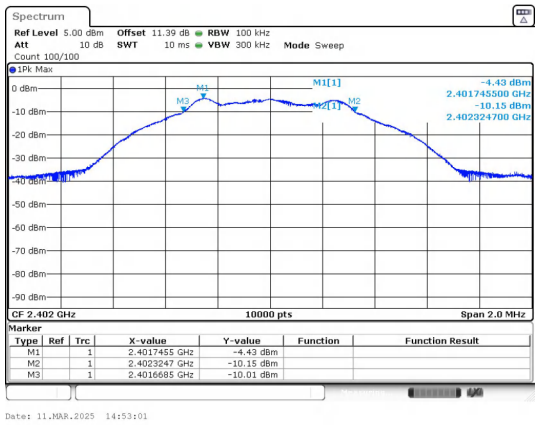

BLE 1M_Channel 0

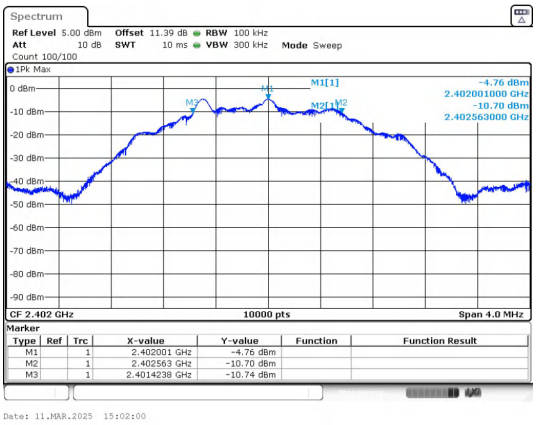

BLE 2M_Channel 0

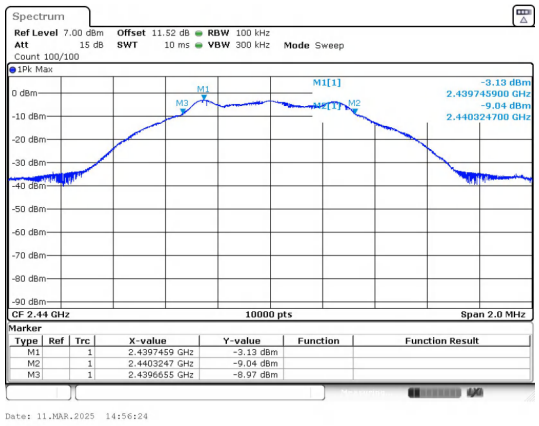

BLE 1M_Channel 19

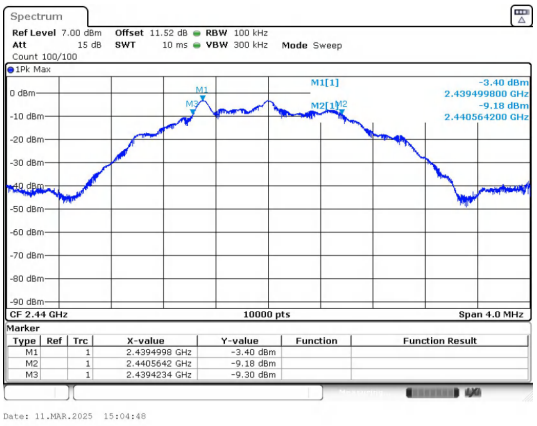

BLE 2M_Channel 19

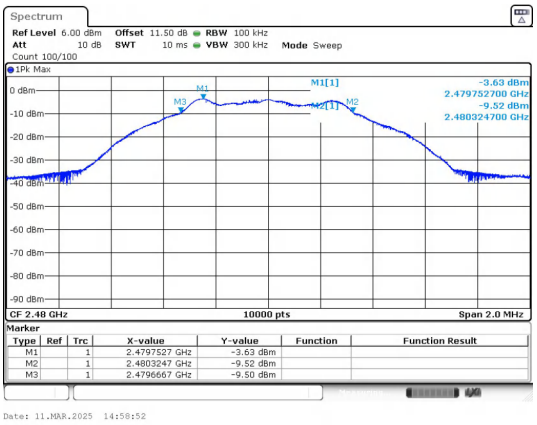

BLE 1M_Channel 39

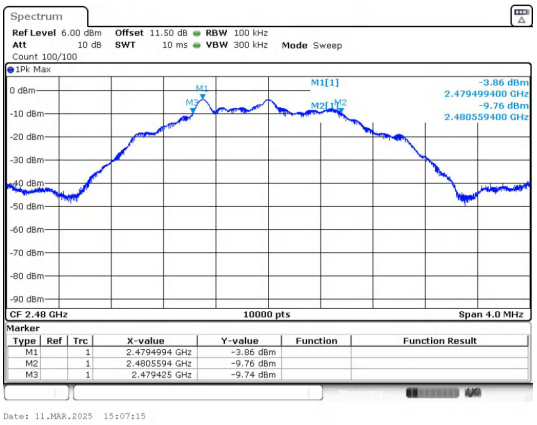

BLE 2M_Channel 39

5) Conducted Out Of Band Emission

Test Result

Mode	Channel	OOB Emission Frequency (MHz)	OOB Emission Level (dBm)	Limit (dBm)	Over Limit (dB)	Result
BLE 1M	0	2400.00	-46.470	-24.59	-21.880	PASS
		18301.0	-52.565	-24.59	-27.975	PASS
	19	6981.23	-52.175	-23.14	-29.035	PASS
	39	2483.50	-49.970	-23.61	-26.360	PASS
		6918.81	-53.106	-23.61	-29.496	PASS
BLE 2M	0	2400.00	-41.310	-24.9	-16.410	PASS
		6924.63	-52.963	-24.9	-28.063	PASS
	19	6962.92	-52.389	-23.39	-28.999	PASS
	39	2483.50	-49.690	-23.92	-25.770	PASS
		5828.45	-50.325	-23.92	-26.405	PASS

Test Graphs

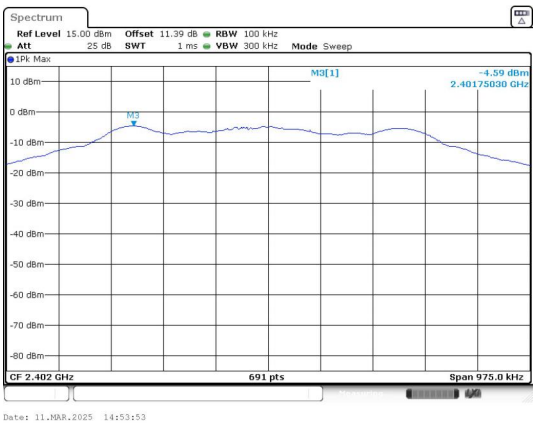

In-Band Reference Level
BLE 1M_Channel 0

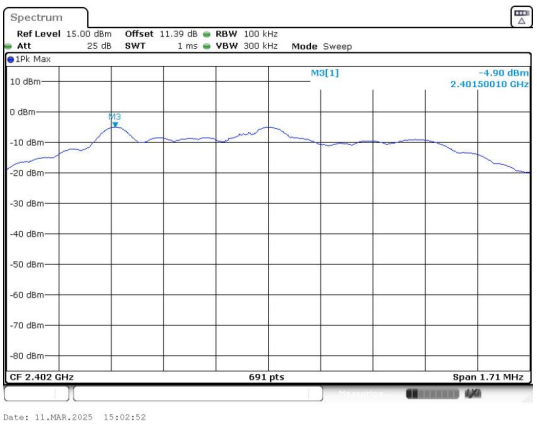

In-Band Reference Level
BLE 2M_Channel 0

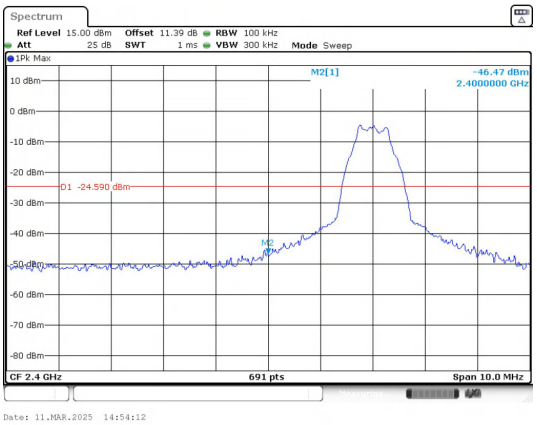

Out Of Band Emission
BLE 1M_Channel 0

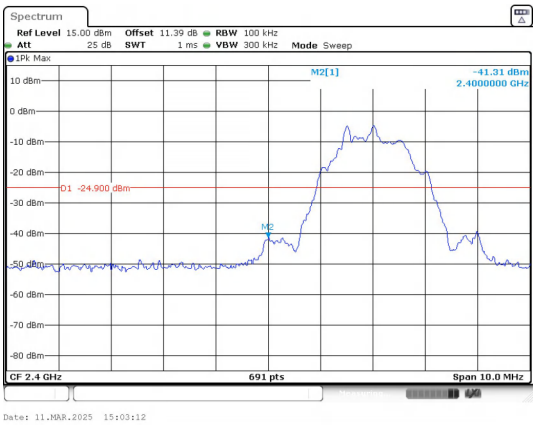

Out Of Band Emission
BLE 2M_Channel 0

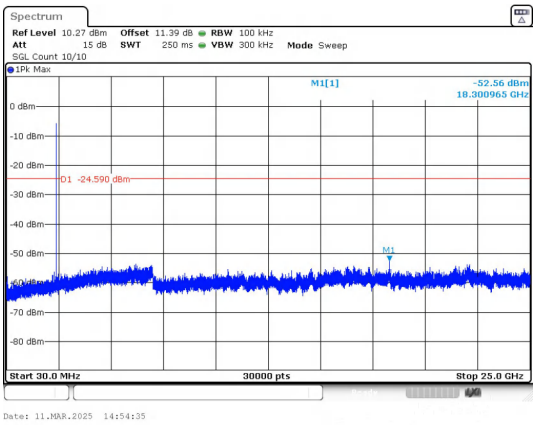

30.0 MHz - 25000.0 MHz

BLE 1M_Channel 0

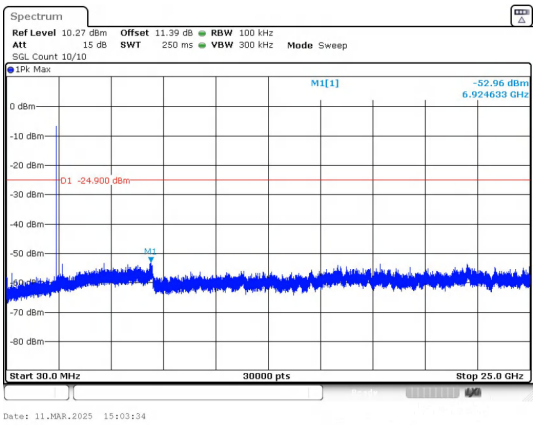

30.0 MHz - 25000.0 MHz

BLE 2M_Channel 0

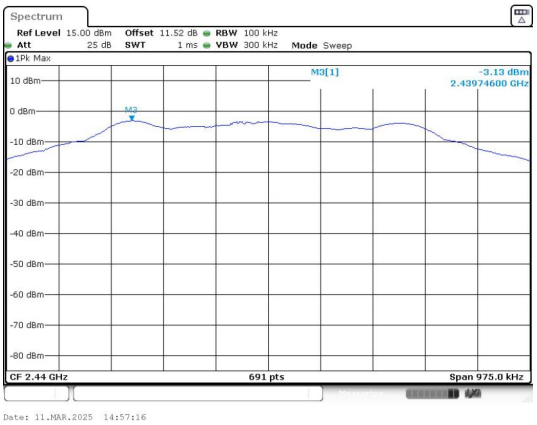

In-Band Reference Level

BLE 1M_Channel 19

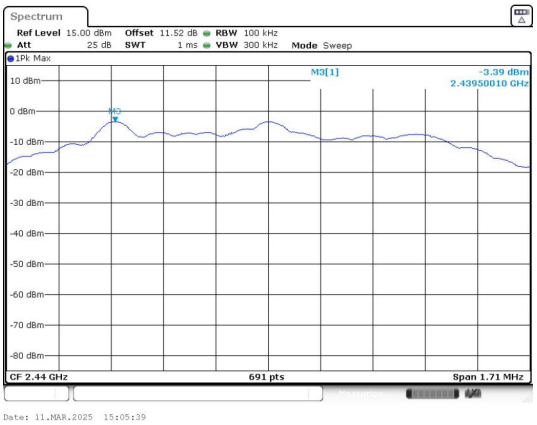

In-Band Reference Level

BLE 2M_Channel 19

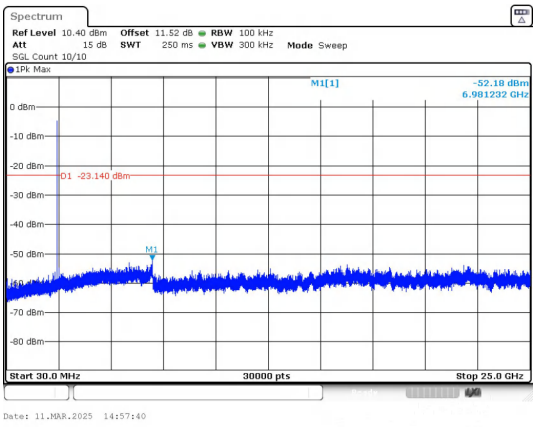

30.0 MHz - 25000.0 MHz

BLE 1M_Channel 19

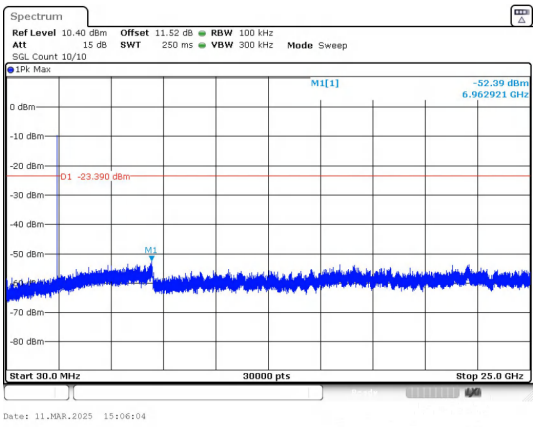

30.0 MHz - 25000.0 MHz

BLE 2M_Channel 19

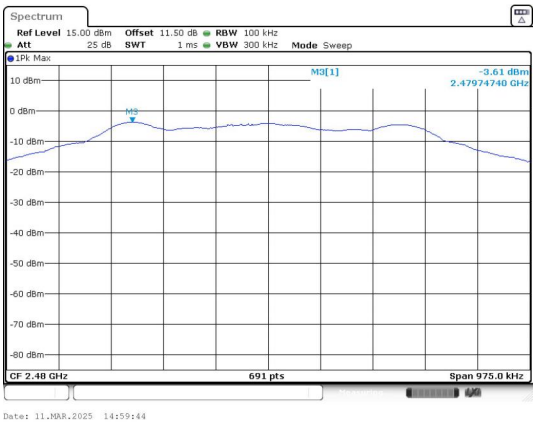

In-Band Reference Level

BLE 1M_Channel 39

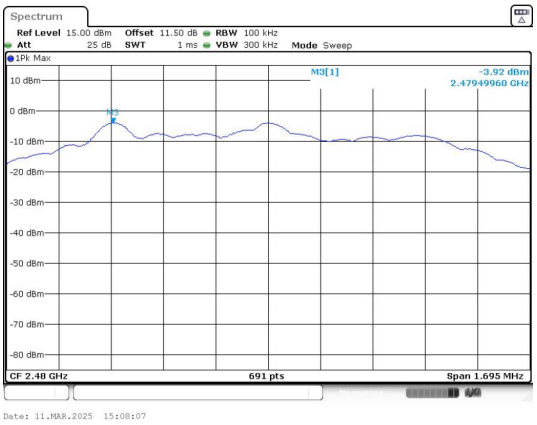

In-Band Reference Level

BLE 2M_Channel 39

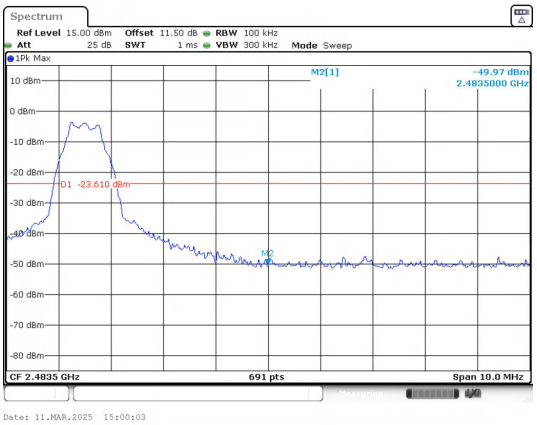

Out Of Band Emission

BLE 1M_Channel 39

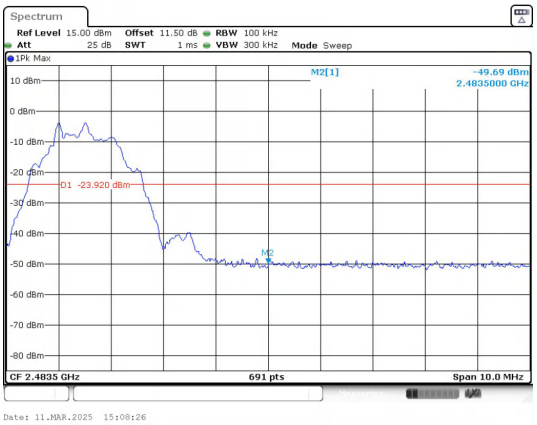

Out Of Band Emission

BLE 2M_Channel 39

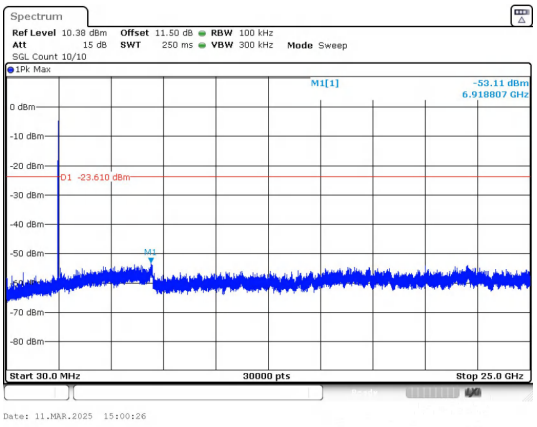

30.0 MHz - 25000.0 MHz

BLE 1M_Channel 39

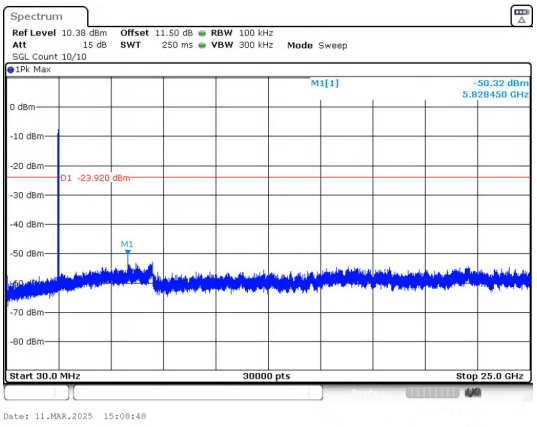

30.0 MHz - 25000.0 MHz

BLE 2M_Channel 39

------End of the report-----