Appendix A

RF Test Data for BT LE (Conducted Measurement)

Product Name: AC EV Charger

Test Model: PCAC-J4-US11.5/240

Environmental Conditions

Temperature:	23.1° C
Relative Humidity:	52.3%
ATM Pressure:	100.0 kPa
Test Engineer:	Paddi Chen
Supervised by:	Nick Peng

A.1 DTS Bandwidth

Test Result

TestMode	Antenna	Frequency[MHz]	DTS BW [MHz]	FL[MHz]	FH[MHz]	Limit[MHz]	Verdict
BLE_1M	Ant1	2402	0.660	2401.668	2402.328	0.5	PASS
		2440	0.656	2439.676	2440.332	0.5	PASS
		2480	0.644	2479.672	2480.316	0.5	PASS

Test Graphs

BLE_1M_Ant1_2402

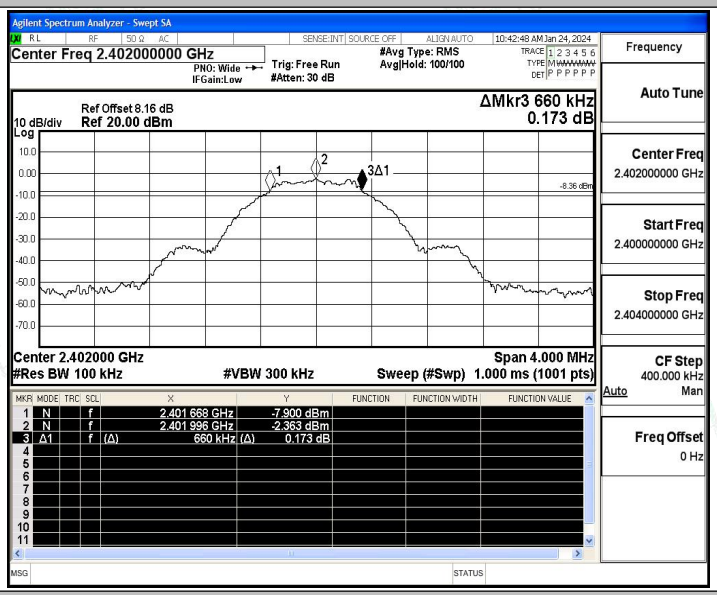

BLE_1M_Ant1_2440

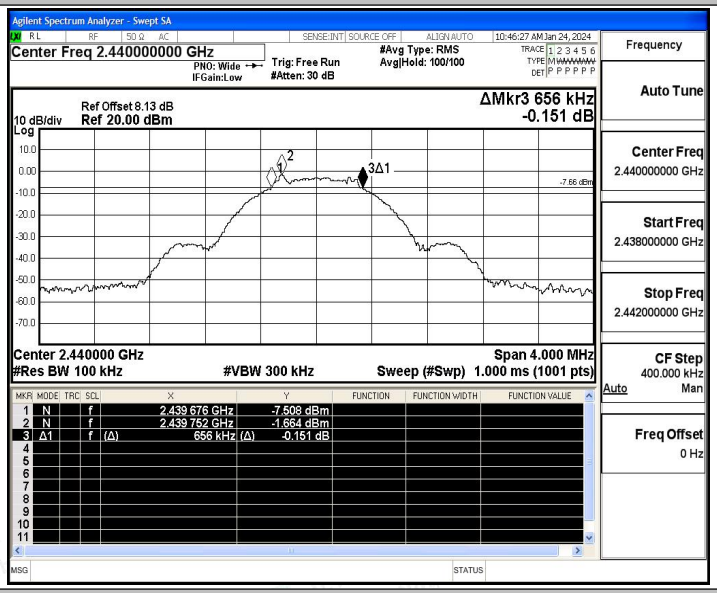

BLE_1M_Ant1_2480

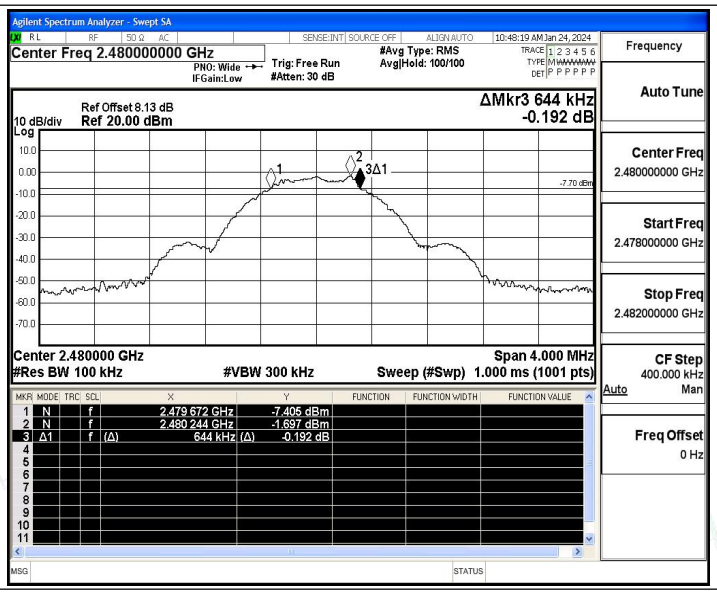
Agilent Spectrum Analyzer - Swept SA
Center Freq 2.480000000 GHz
PNO: Wide
IFGain:Low
Trig: Free Run
#Atten: 30 dB
#Avg Type: RMS
Avg|Hold: 100/100
10:48:19 AM Jan 24, 2024
Ref Offset 8.13 dB
10 dB/div Ref 20.00 dBm
Log
ΔMkr3 644 kHz
-0.192 dB
-7.70 dBm
Center 2.480000 GHz
#Res BW 100 kHz
#VBW 300 kHz
Span 4.000 MHz
Sweep (#Swp) 1.000 ms (1001 pts)
1 N f 2.479 672 GHz -7.405 dBm
2 N f 2.480 244 GHz -1.697 dBm
3 Δ1 f (Δ) 644 kHz (Δ) -0.192 dB
Frequency
Auto Tune
Center Freq 2.480000000 GHz
Start Freq 2.478000000 GHz
Stop Freq 2.482000000 GHz
CF Step 400.000 kHz
Auto Man
Freq Offset 0 Hz

A.2 Maximum conducted output power

Test Result

TestMode	Antenna	Channel	Result[dBm]	Limit[dBm]	Verdict
BLE_1M	Ant1	2402	-1.61	≤30	PASS
		2440	-1.39	≤30	PASS
		2480	-1.13	≤30	PASS

Test Graphs

BLE_1M_Ant1_2402

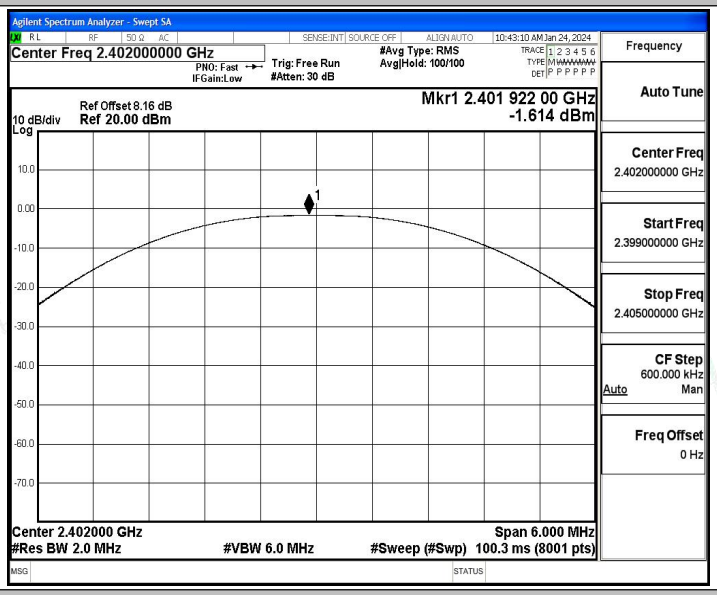

BLE_1M_Ant1_2440

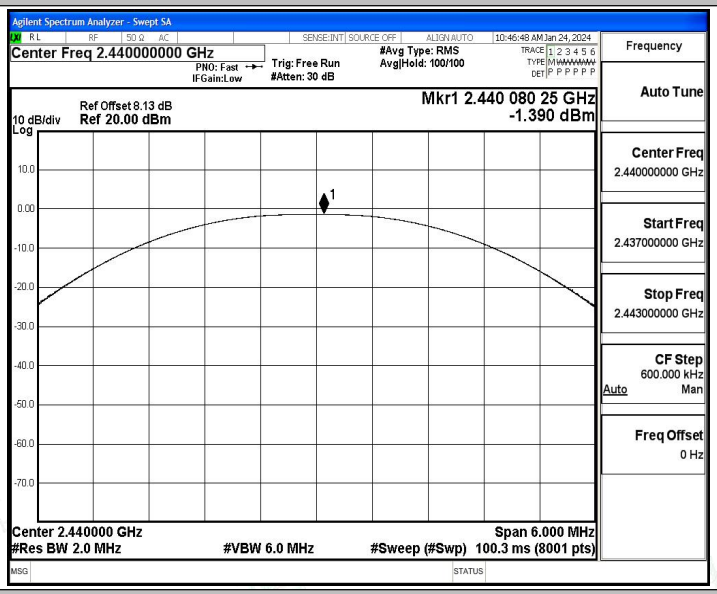

BLE_1M_Ant1_2480

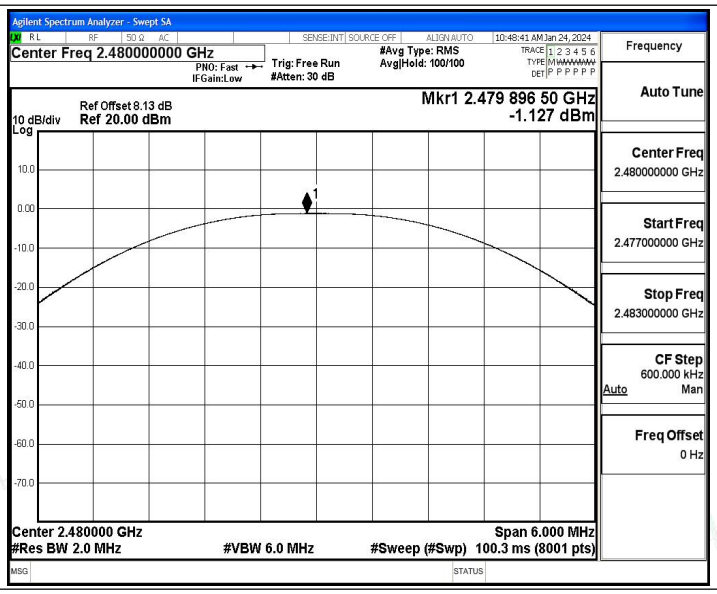
Agilent Spectrum Analyzer - Swept SA
Center Freq 2.480000000 GHz
PNO: Fast
IFGain:Low
Trig: Free Run
#Atten: 30 dB
#Avg Type: RMS
Avg|Hold: 100/100
10:48:41 AM Jan 24, 2024
Ref Offset 8.13 dB
10 dB/div Ref 20.00 dBm
Log
Mkr1 2.479 896 50 GHz
-1.127 dBm
Center 2.480000 GHz
#Res BW 2.0 MHz
#VBW 6.0 MHz
Span 6.000 MHz
#Sweep (#Swp) 100.3 ms (8001 pts)
Frequency
Auto Tune
Center Freq
2.480000000 GHz
Start Freq
2.477000000 GHz
Stop Freq
2.483000000 GHz
CF Step
600.000 kHz
Auto
Man
Freq Offset
0 Hz

A.3 Maximum power spectral density

Test Result

TestMode	Antenna	Frequency[MHz]	Result[dBm/3kHz]	Limit[dBm/3kHz]	Verdict
BLE_1M	Ant1	2402	-17.80	≤8.00	PASS
		2440	-17.73	≤8.00	PASS
		2480	-17.46	≤8.00	PASS

Test Graphs

BLE_1M_Ant1_2402

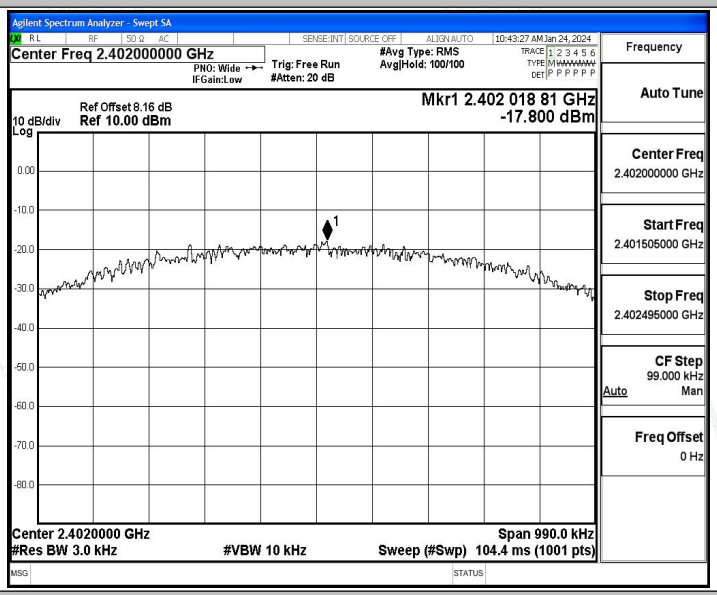

BLE_1M_Ant1_2440

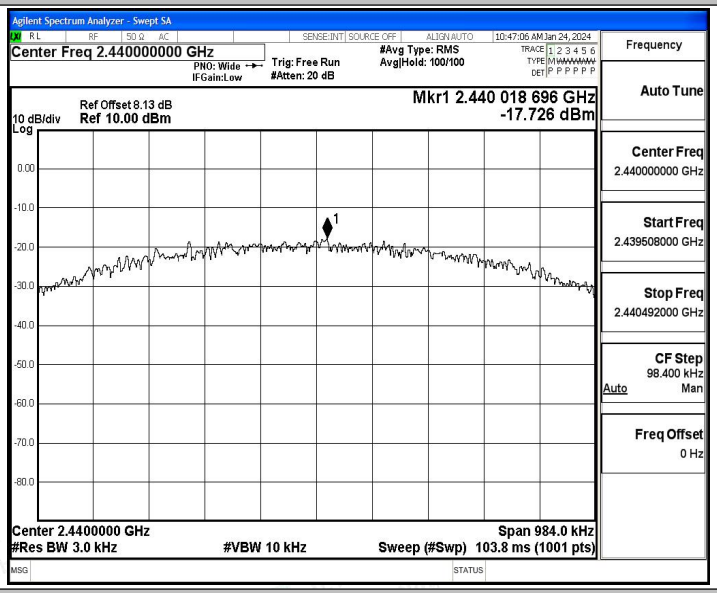

BLE_1M_Ant1_2480

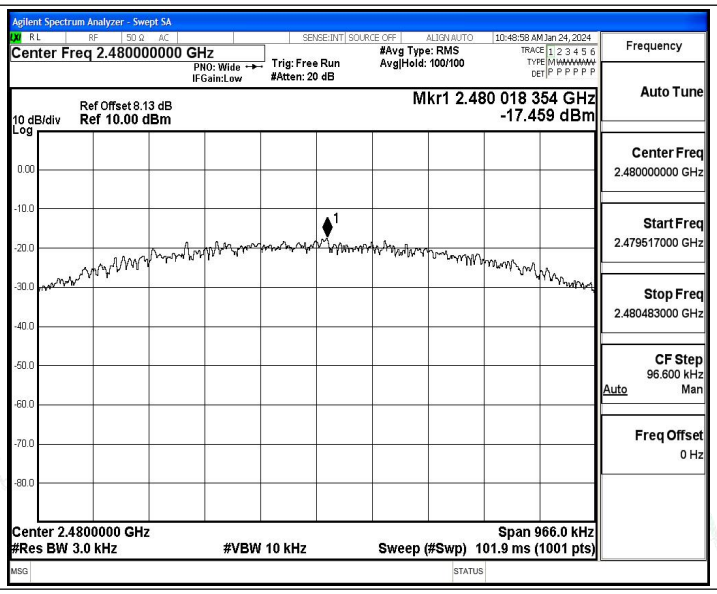
Agilent Spectrum Analyzer - Swept SA
Center Freq 2.480000000 GHz
PNO: Wide
IFGain:Low
Trig: Free Run
#Atten: 20 dB
#Avg Type: RMS
Avg|Hold: 100/100
10:48:58 AM Jan 24, 2024
Ref Offset 8.13 dB
10 dB/div Ref 10.00 dBm
Log
Mkr1 2.480 018 354 GHz
-17.459 dBm
Center 2.4800000 GHz
#Res BW 3.0 kHz
#VBW 10 kHz
Span 966.0 kHz
Sweep (#Swp) 101.9 ms (1001 pts)
Frequency
Auto Tune
Center Freq
2.480000000 GHz
Start Freq
2.479517000 GHz
Stop Freq
2.480483000 GHz
CF Step
96.600 kHz
Auto
Man
Freq Offset
0 Hz

A.4 Band edge measurements

Test Result

TestMode	Antenna	ChName	Frequency[MHz]	RefLevel[dBm]	Result[dBm]	Limit[dBm]	Verdict
BLE_1M	Ant1	Low	2402	-1.93	-50.13	≤-21.93	PASS
		High	2480	-1.47	-49.78	≤-21.47	PASS

Test Graphs

BLE_1M_Ant1_Low_2402

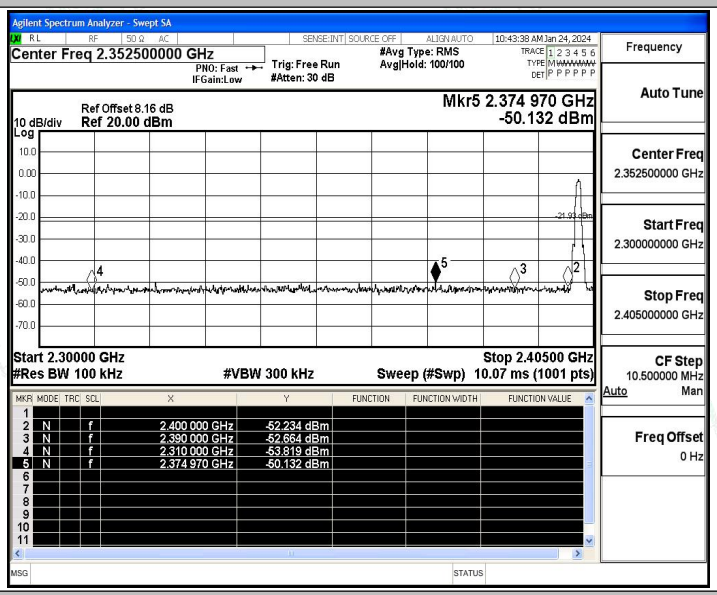

BLE_1M_Ant1_High_2480

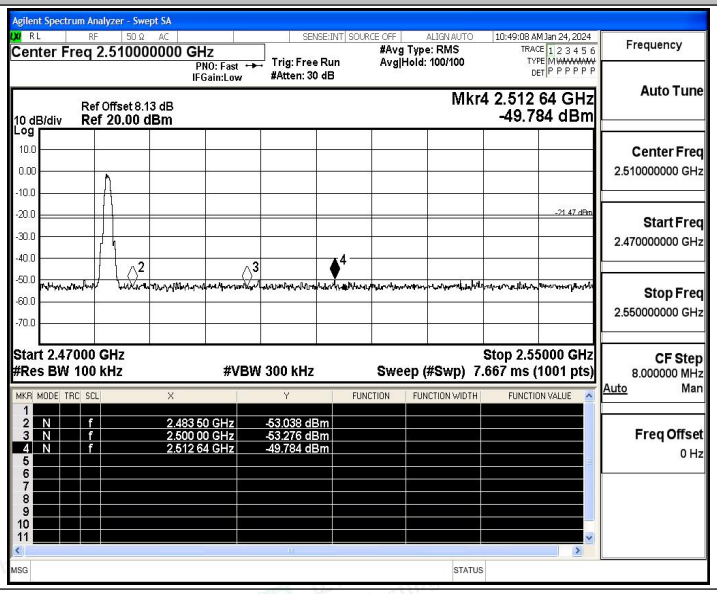

A.5 Conducted Spurious Emission

Test Result

TestMode	Antenna	Frequency[MHz]	FreqRange [MHz]	RefLevel [dBm]	Result[dBm]	Limit[dBm]	Verdict
BLE_1M	Ant1	2402	30~1000	-1.93	-61.91	≤-21.93	PASS
			1000~26500	-1.93	-48.79	≤-21.93	PASS
		2440	30~1000	-1.99	-62.07	≤-21.99	PASS
			1000~26500	-1.99	-49.07	≤-21.99	PASS
		2480	30~1000	-1.47	-62.1	≤-21.47	PASS
			1000~26500	-1.47	-48.83	≤-21.47	PASS

Test Graphs

BLE_1M_Ant1_2402_30~1000

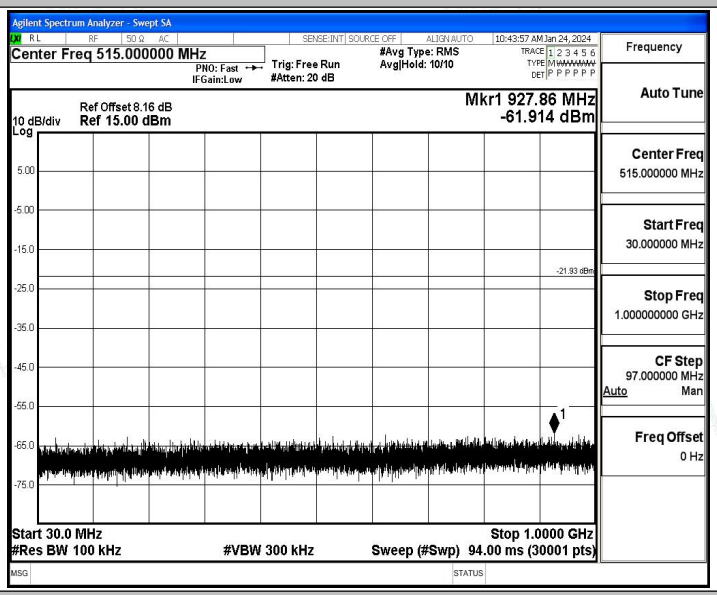

BLE_1M_Ant1_2402_1000~26500

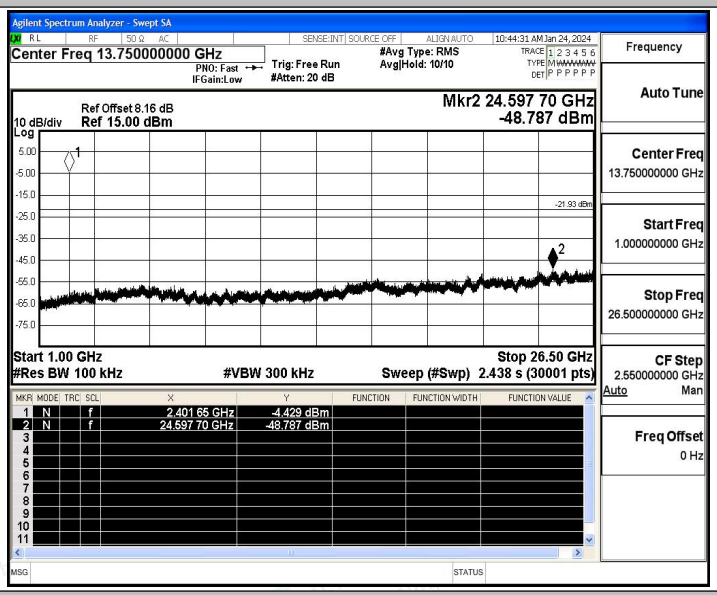

BLE_1M_Ant1_2440_30~1000

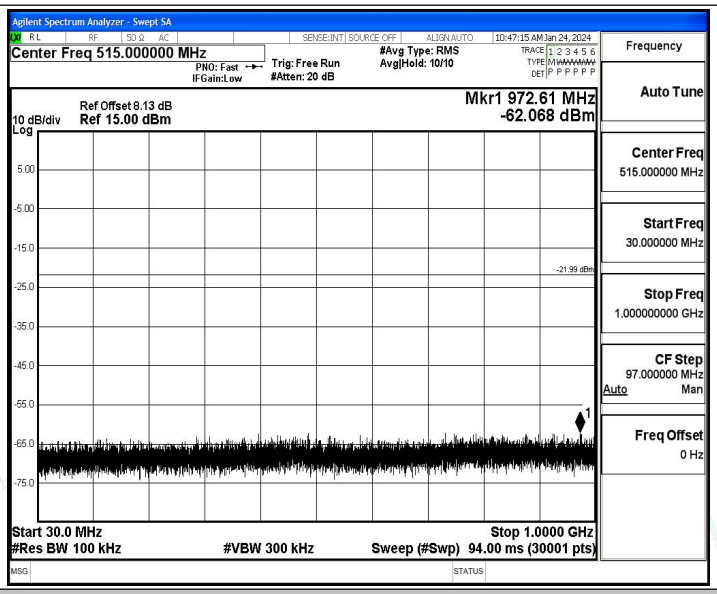

BLE_1M_Ant1_2440_1000~26500

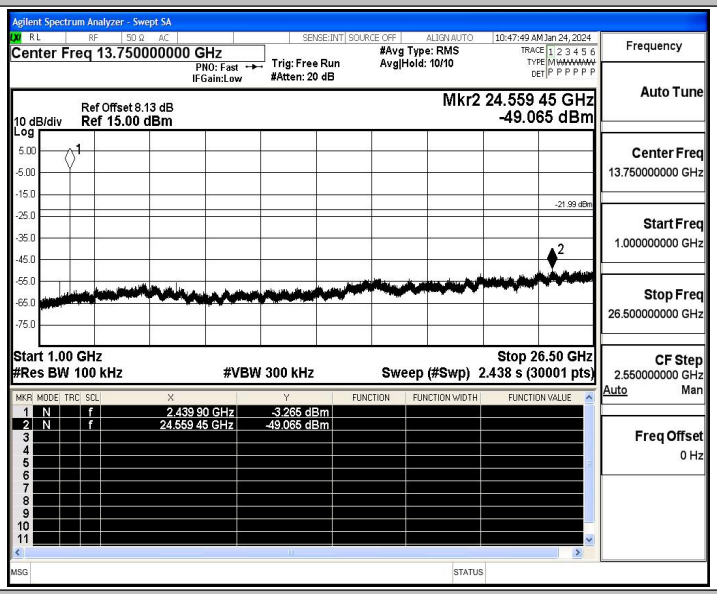

BLE_1M_Ant1_2480_30~1000

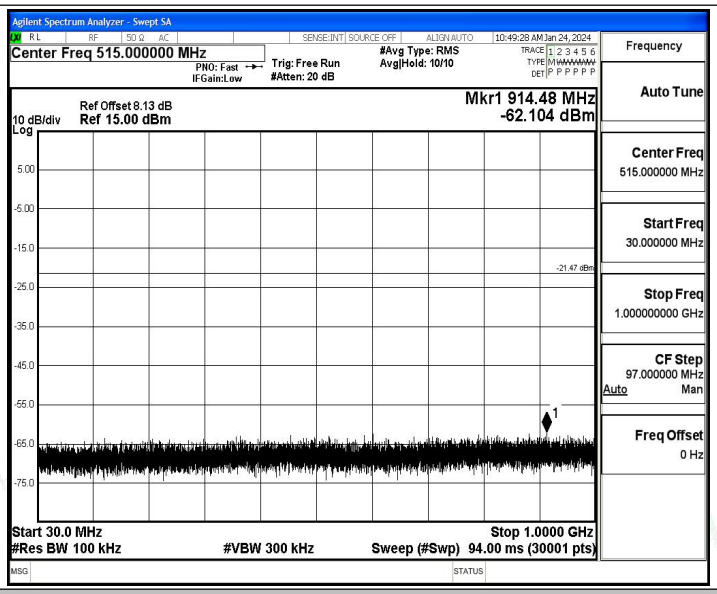

BLE_1M_Ant1_2480_1000~26500

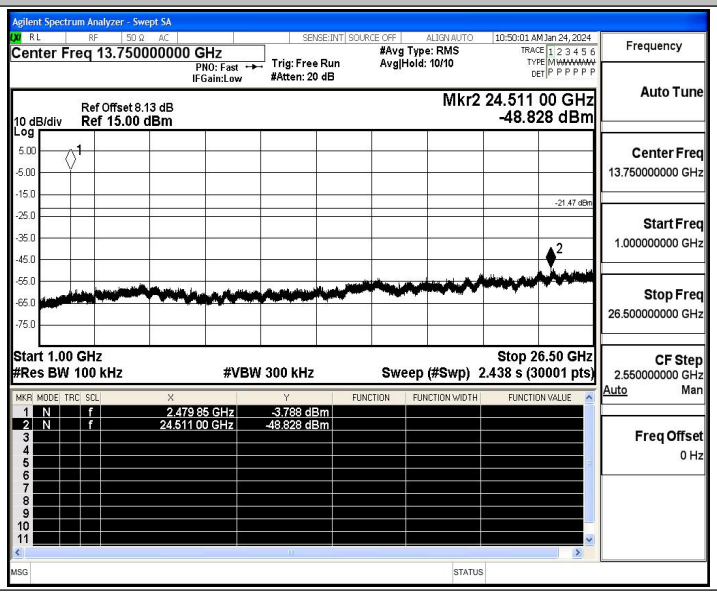

Reference level measurement

Test Result

TestMode	Antenna	Freq(MHz)	Max.Point[MHz]	Result[dBm]
BLE_1M	Ant1	2402	2401.75	-1.93
		2440	2440.25	-1.99
		2480	2479.75	-1.47

Test Graphs

BLE_1M_Ant1_2402

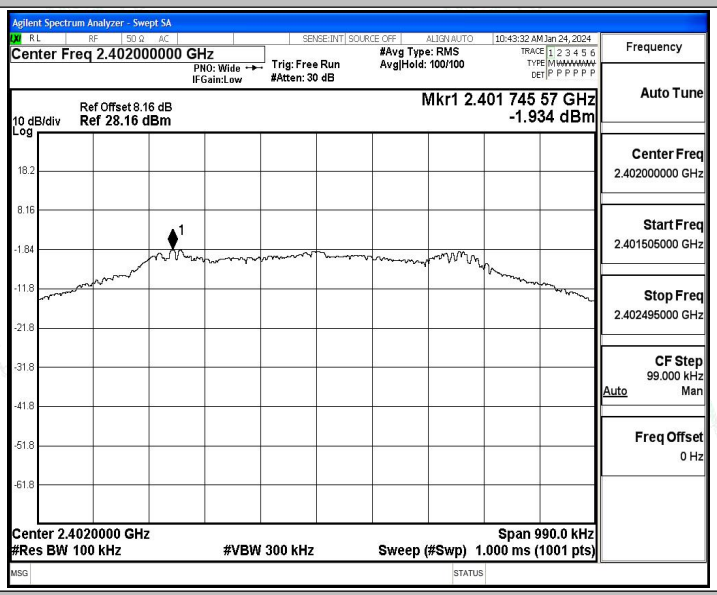

BLE_1M_Ant1_2440

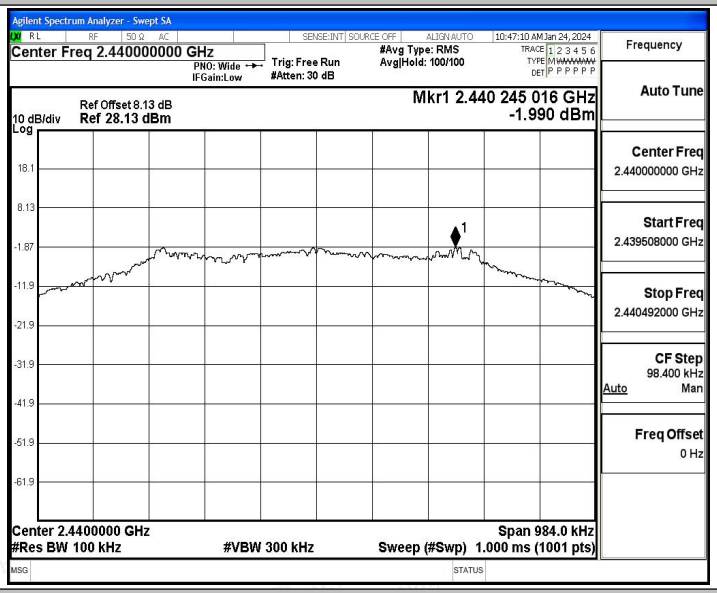

BLE_1M_Ant1_2480

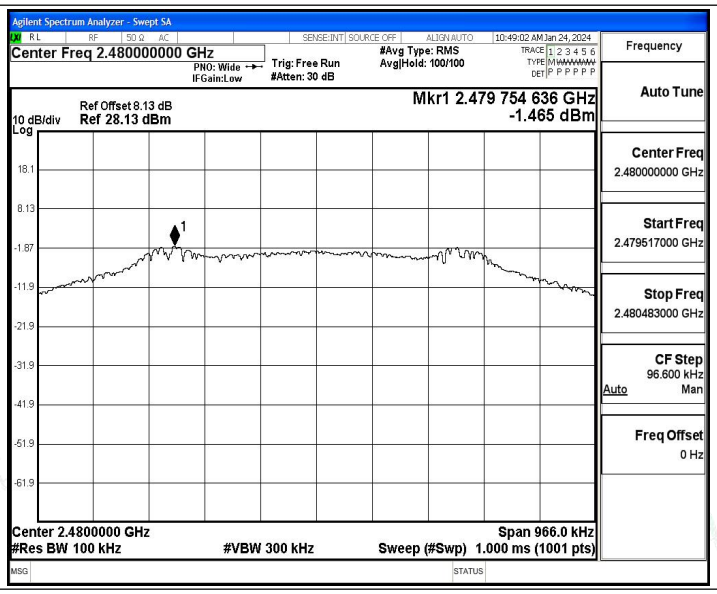
Agilent Spectrum Analyzer - Swept SA
Center Freq 2.480000000 GHz
PNO: Wide
IFGain:Low
Trig: Free Run
#Atten: 30 dB
#Avg Type: RMS
Avg|Hold: 100/100
10:49:02 AM Jan 24, 2024
Ref Offset 8.13 dB
10 dB/div Ref 28.13 dBm
Log
Mkr1 2.479 754 636 GHz
-1.465 dBm
18.1
8.13
-1.87
-11.9
-21.9
-31.9
-41.9
-51.9
-61.9
Center 2.4800000 GHz
#Res BW 100 kHz
#VBW 300 kHz
Span 966.0 kHz
Sweep (#Swp) 1.000 ms (1001 pts)
Frequency
Auto Tune
Center Freq
2.480000000 GHz
Start Freq
2.479517000 GHz
Stop Freq
2.480483000 GHz
CF Step
96.600 kHz
Auto
Man
Freq Offset
0 Hz

A.6 Duty Cycle

Test Result

TestMode	Antenna	Frequency[MHz]	ON Time [ms]	Period [ms]	Duty Cycle [%]	Duty Cycle Factor[dB]	1/T Factor[dB]
BLE_1M	Ant1	2402	1.62	1.88	86.17	0.65	0.62
		2440	1.62	1.88	86.17	0.65	0.62
		2480	1.62	1.88	86.17	0.65	0.62

Test Graphs

BLE_1M_Ant1_2402

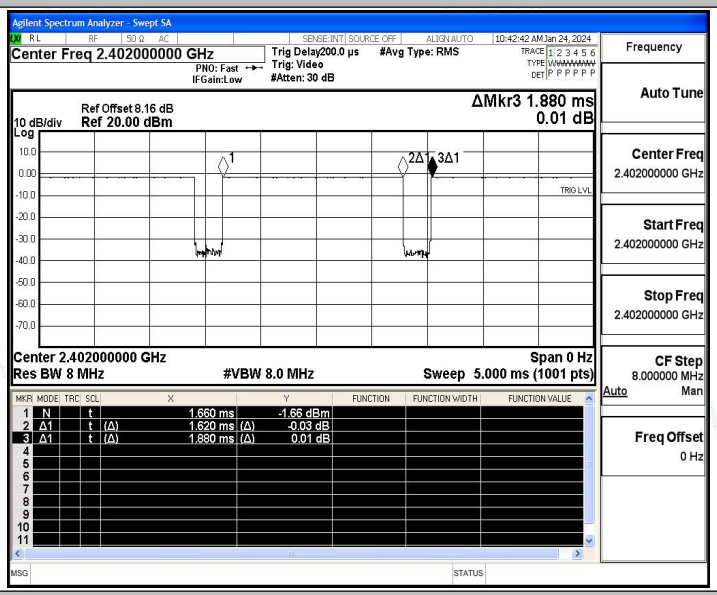

BLE_1M_Ant1_2440

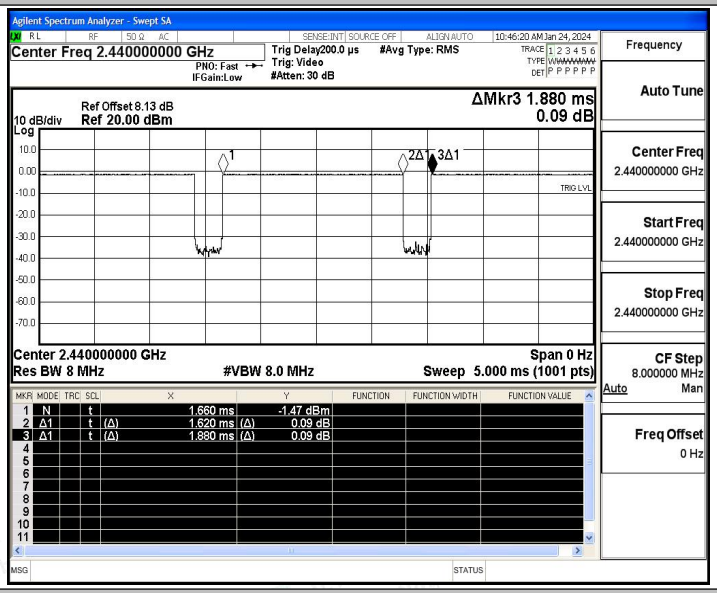

BLE_1M_Ant1_2480

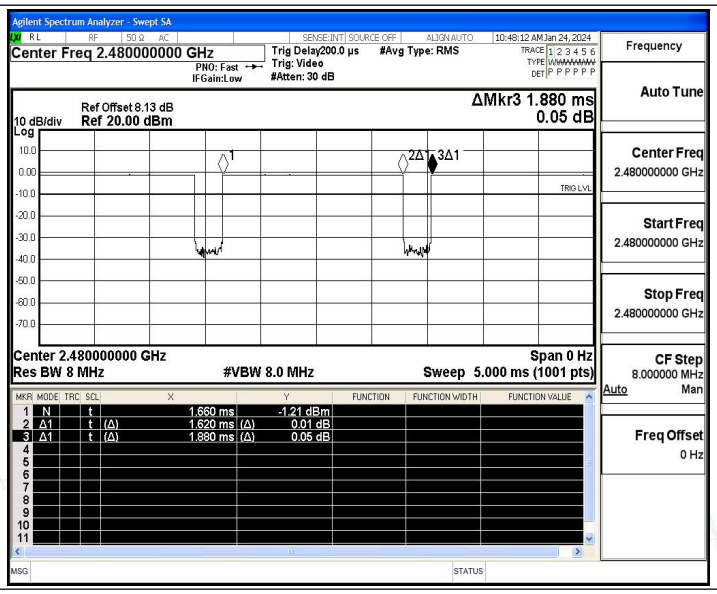
Agilent Spectrum Analyzer - Swept SA
Center Freq 2.480000000 GHz
Trig Delay200.0 µs
#Avg Type: RMS
Trig: Video
#Atten: 30 dB
PNO: Fast
IFGain:Low
Ref Offset 8.13 dB
10 dB/div Ref 20.00 dBm
Log
ΔMkr3 1.880 ms
0.05 dB
Center 2.480000000 GHz
Span 0 Hz
Res BW 8 MHz
#VBW 8.0 MHz
Sweep 5.000 ms (1001 pts)
1 N t 1.660 ms -1.21 dBm
2 Δ1 t (Δ) 1.620 ms (Δ) 0.01 dB
3 Δ1 t (Δ) 1.880 ms (Δ) 0.05 dB
Frequency
Auto Tune
Center Freq 2.480000000 GHz
Start Freq 2.480000000 GHz
Stop Freq 2.480000000 GHz
CF Step 8.000000 MHz
Auto Man
Freq Offset 0 Hz

A.7 Emissions in Restricted Bands

Test Result

TestMode	Antenna	ChName	Frequency[MHz]	Detector	Freq [MHz]	Result [dBm]	Limit [dBm]	Result [dBuV/m]	Limit [dBuV/m]	Verdict
BLE_1M	Ant1	Low	2402	AV	2310.000	-49.71	≤-41.20	45.49	≤54	PASS
				AV	2349.245	-48.37	≤-41.20	46.83	≤54	PASS
				AV	2390.000	-49.28	≤-41.20	45.92	≤54	PASS
				Peak	2310.000	-43.21	≤-21.20	51.99	≤74	PASS
				Peak	2348.720	-38.78	≤-21.20	56.42	≤74	PASS
				Peak	2390.000	-42.5	≤-21.20	52.70	≤74	PASS
		High	2480	AV	2483.500	-49.08	≤-41.20	46.12	≤54	PASS
				AV	2490.560	-48.24	≤-41.20	46.96	≤54	PASS
				AV	2500.000	-48.84	≤-41.20	46.36	≤54	PASS
				Peak	2483.500	-41.23	≤-21.20	53.97	≤74	PASS
				Peak	2496.400	-39.27	≤-21.20	55.93	≤74	PASS
				Peak	2500.000	-42.67	≤-21.20	52.53	≤74	PASS

Note：

1. The Antenna Gain is compensated in the graph. The Correction Factor is compensated in the graph.
2. The limit in dBm for average detector is conversion from 54dBuV/m, according to 15.209(a). The limit in dBm for peak detector is 20dB above the limit of average detector in dBm.

Test Graphs

BLE_1M_Ant1_Low_2402_AV

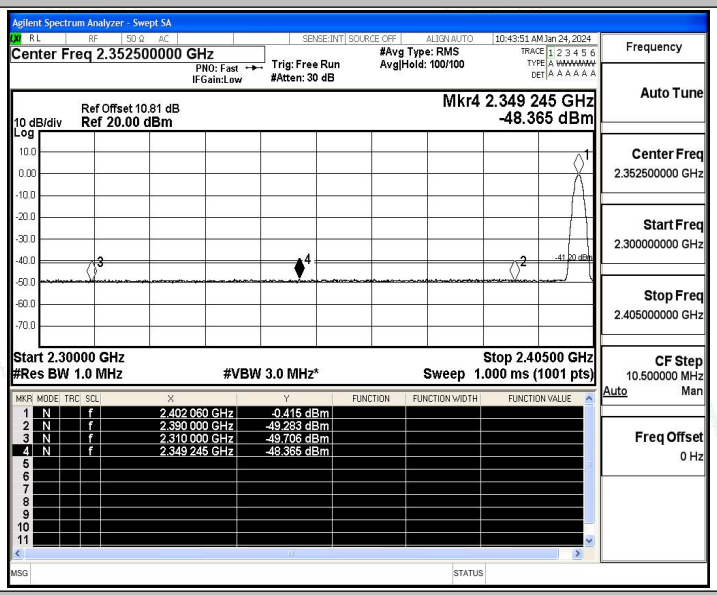

BLE_1M_Ant1_Low_2402_Peak

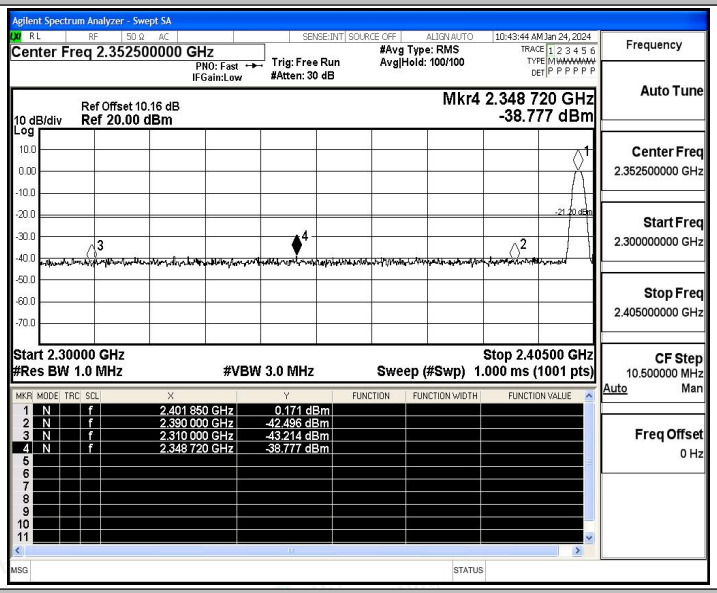

BLE_1M_Ant1_High_2480_AV

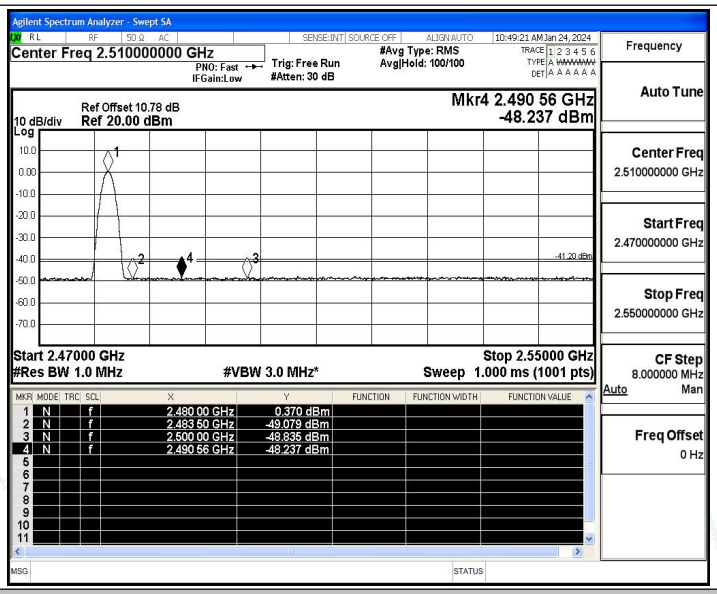
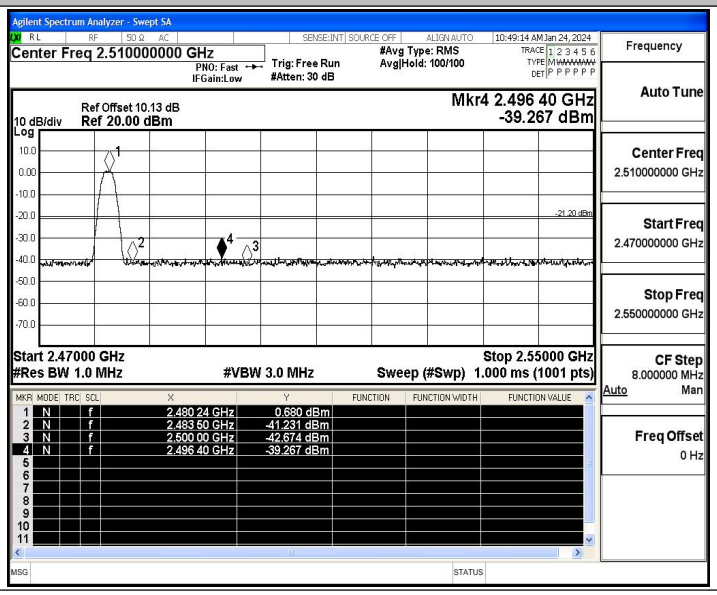
BLE_1M_Ant1_High_2480_Peak