Test Graphs

11B_Ant1_2412

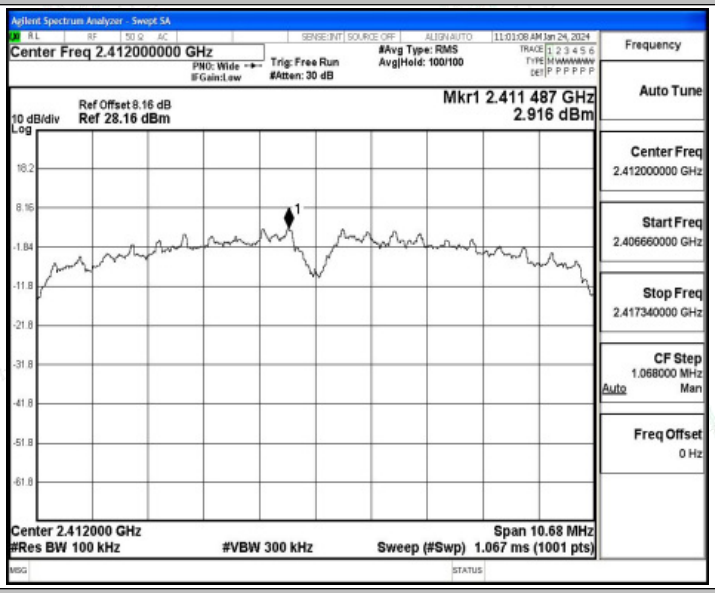

11B_Ant1_2437

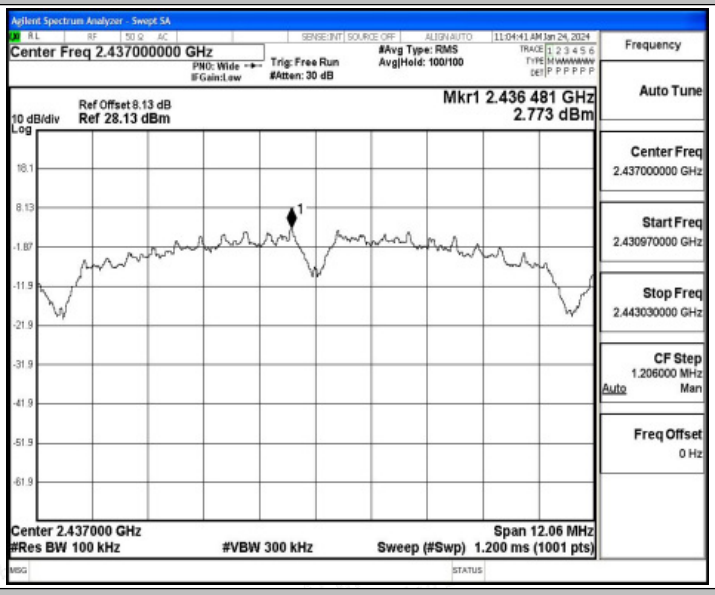

11B_Ant1_2462

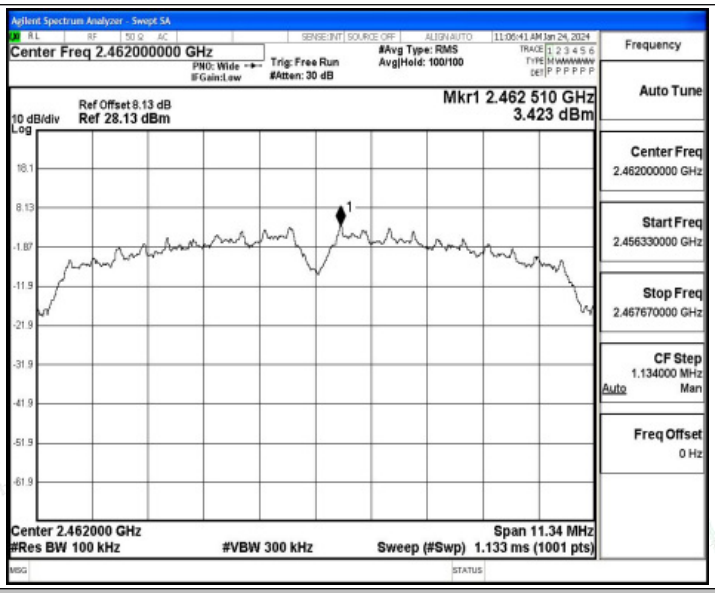

11G_Ant1_2412

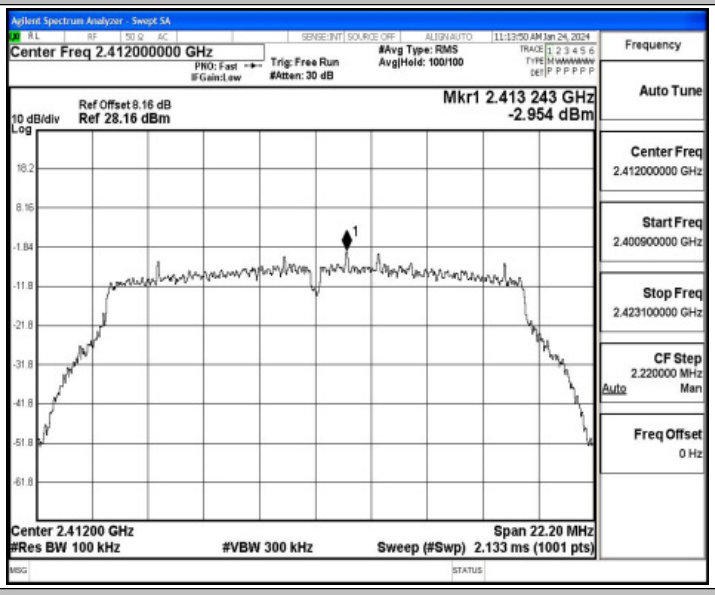

11G_Ant1_2437

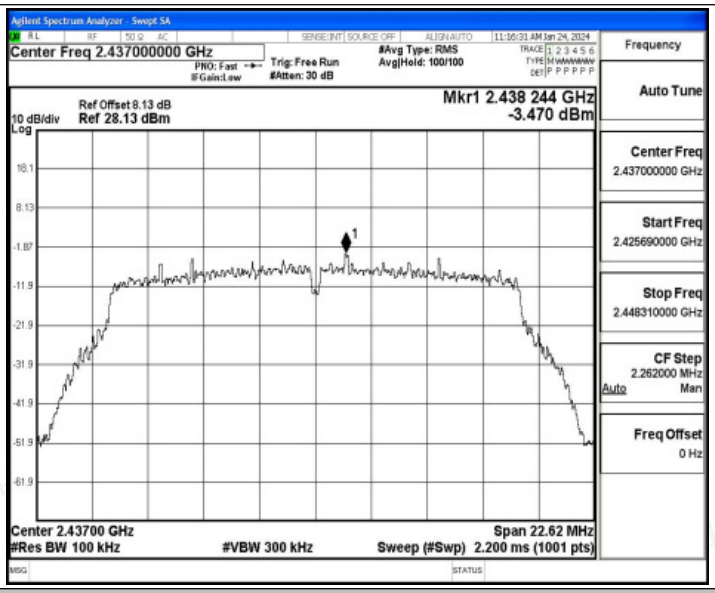

11G_Ant1_2462

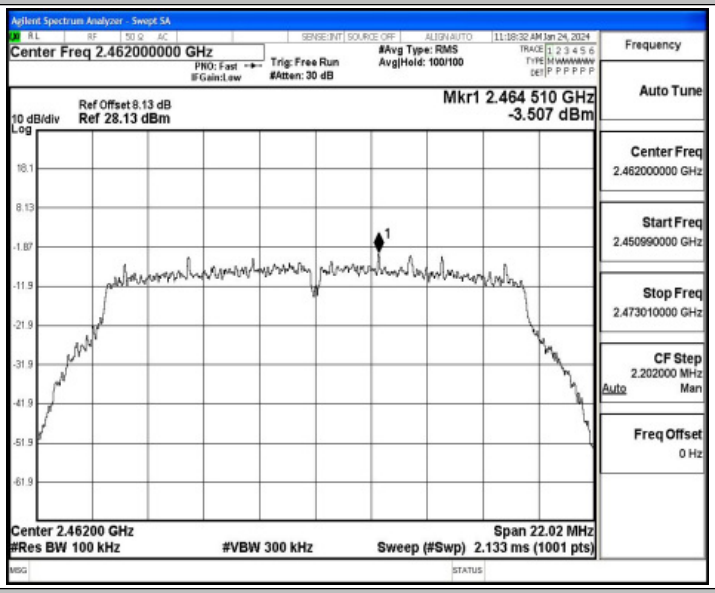

11N20SISO_Ant1_2412

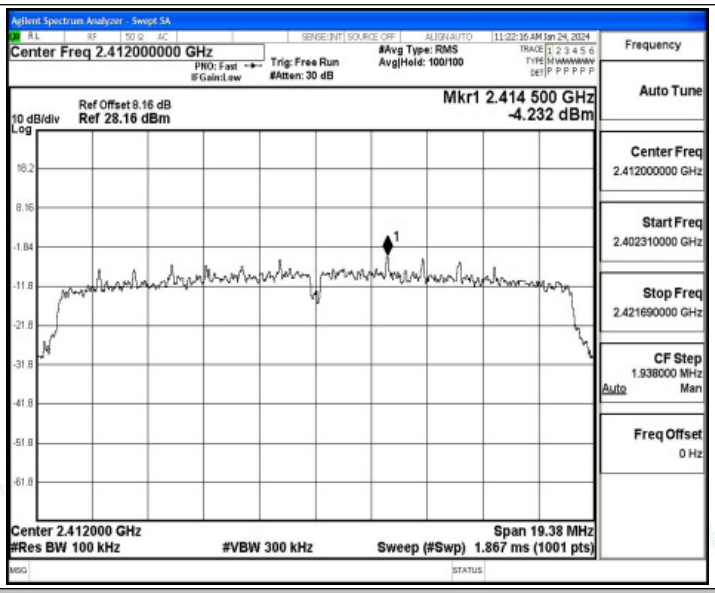

11N20SISO_Ant1_2437

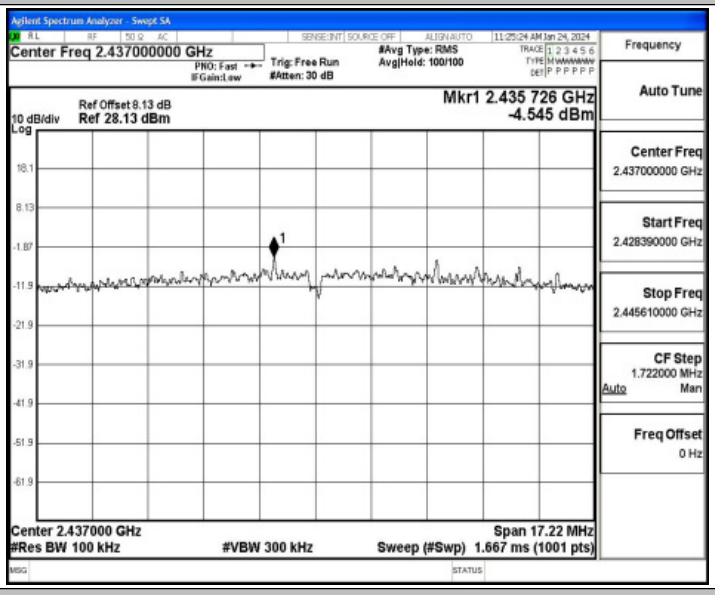

11N20SISO_Ant1_2462

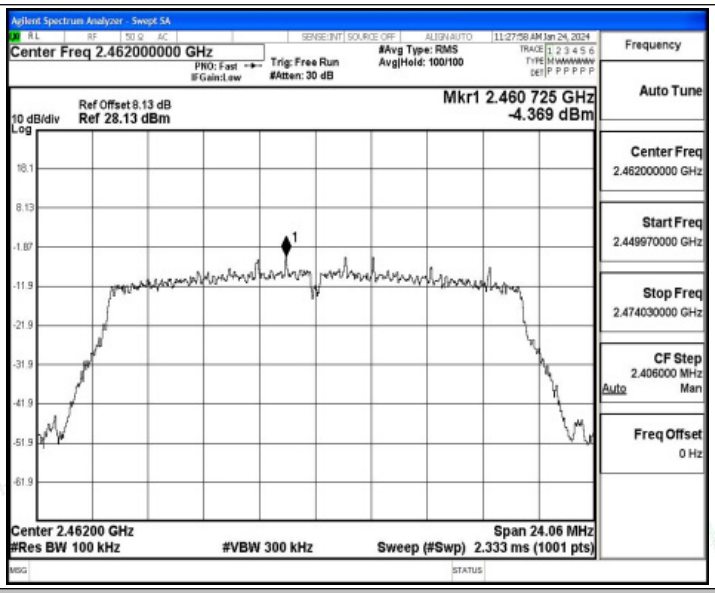

11N40SISO_Ant1_2422

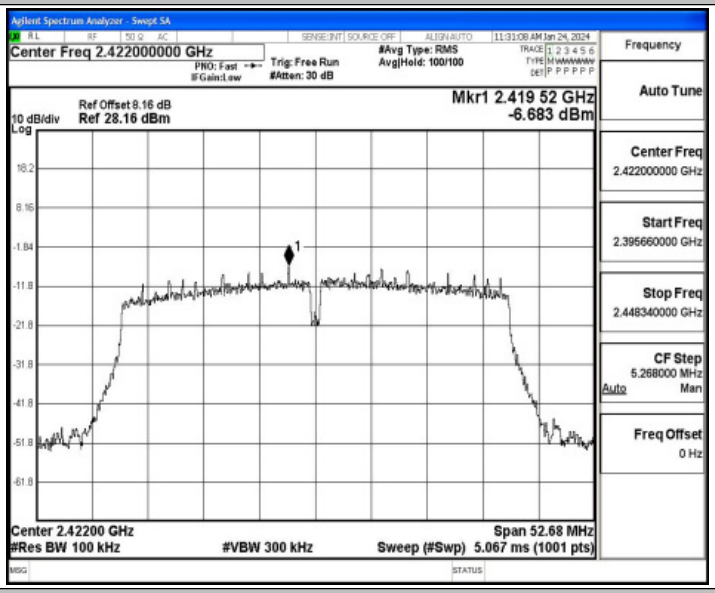

11N40SISO_Ant1_2437

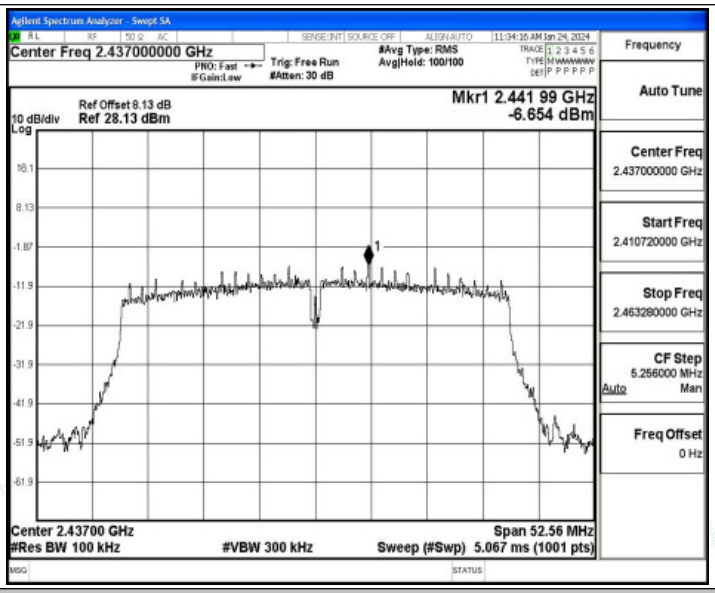

11N40SISO_Ant1_2452

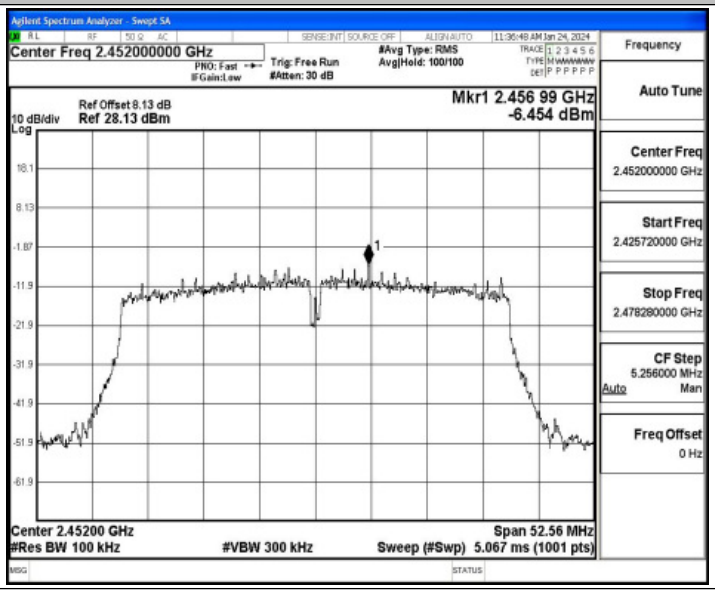

B.6 Duty Cycle

Test Result

TestMode	Antenna	Freq(MHz)	Transmission Duration [ms]	Transmission Period [ms]	Duty Cycle [%]	Factor	1/T Factor[kHz]	Verdict
11B	Ant1	2412	8.38	8.42	99.52	0.02	0.12	---
		2437	8.37	8.42	99.41	0.03	0.12	---
		2462	8.38	8.42	99.52	0.02	0.12	---
11G	Ant1	2412	1.39	1.43	97.20	0.12	0.72	---
		2437	1.39	1.43	97.20	0.12	0.72	---
		2462	1.39	1.44	96.53	0.15	0.72	---
11N20SISO	Ant1	2412	1.30	1.34	97.01	0.13	0.77	---
		2437	1.30	1.35	96.30	0.16	0.77	---
		2462	1.30	1.35	96.30	0.16	0.77	---
11N40SISO	Ant1	2422	0.64	0.69	92.75	0.33	1.56	---
		2437	0.65	0.69	94.20	0.26	1.54	---
		2452	0.65	0.69	94.20	0.26	1.54	---

Test Graphs

11B_Ant1_2412

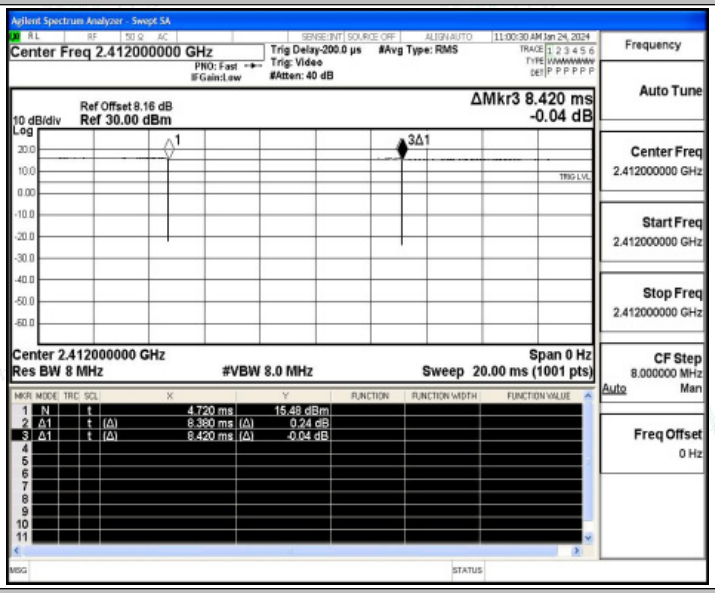

11B_Ant1_2437

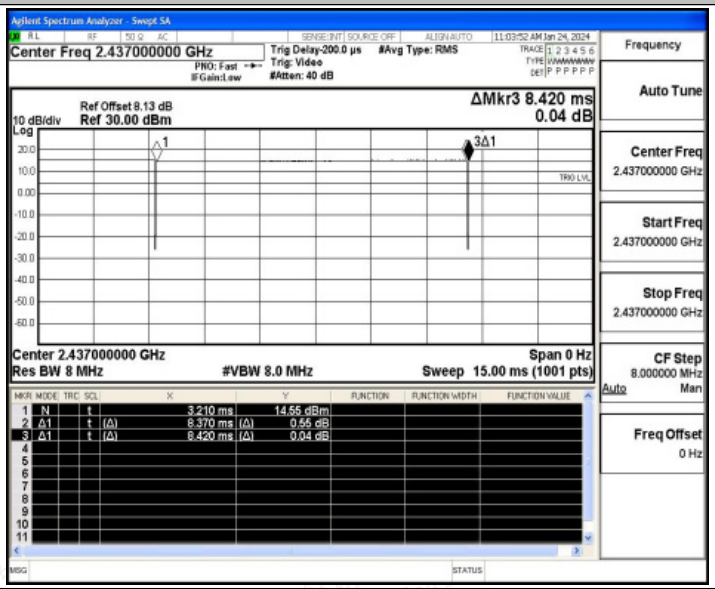

11B_Ant1_2462

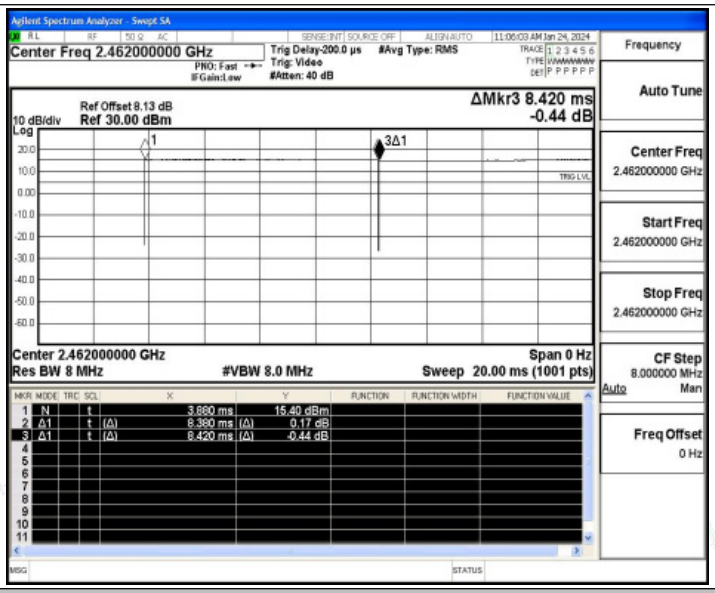

11G_Ant1_2412

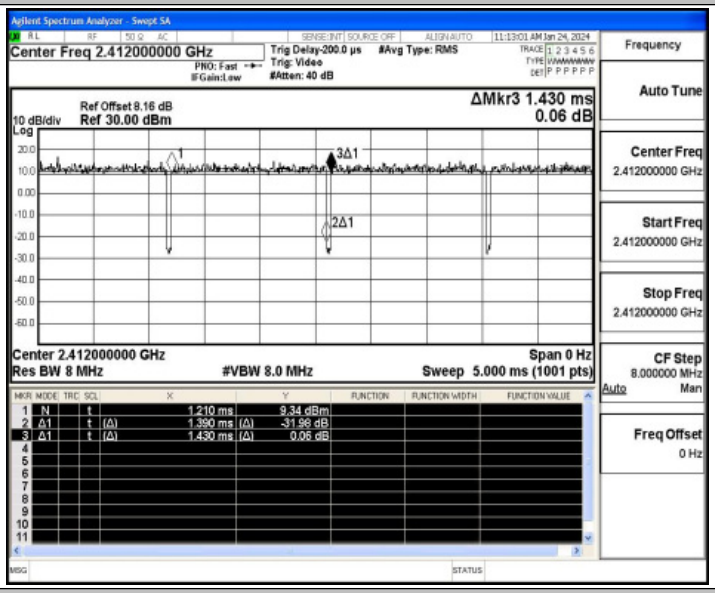

11G_Ant1_2437

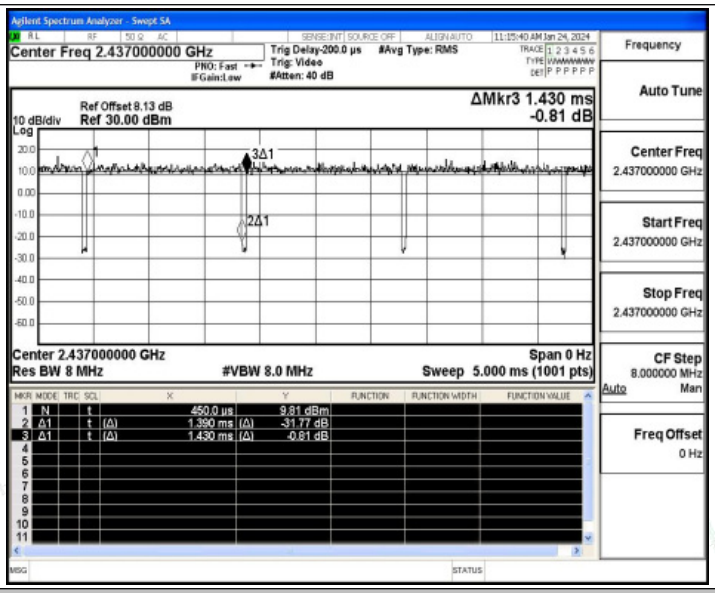

11G_Ant1_2462

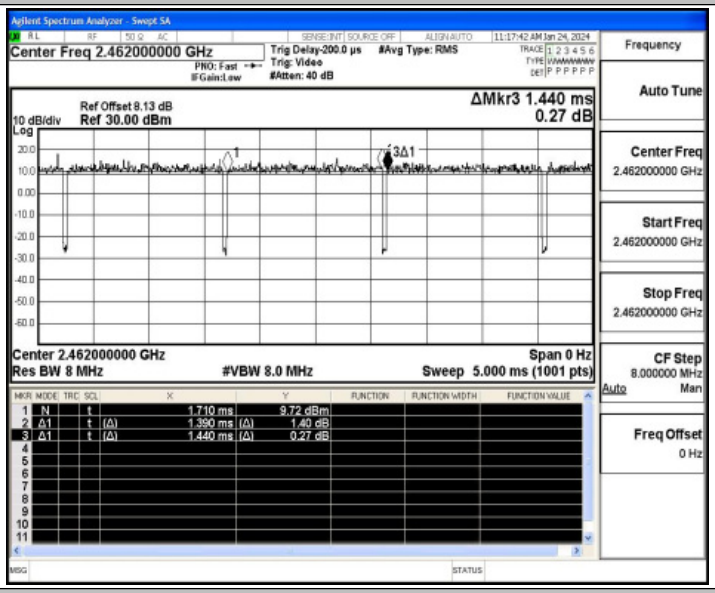

11N20SISO_Ant1_2412

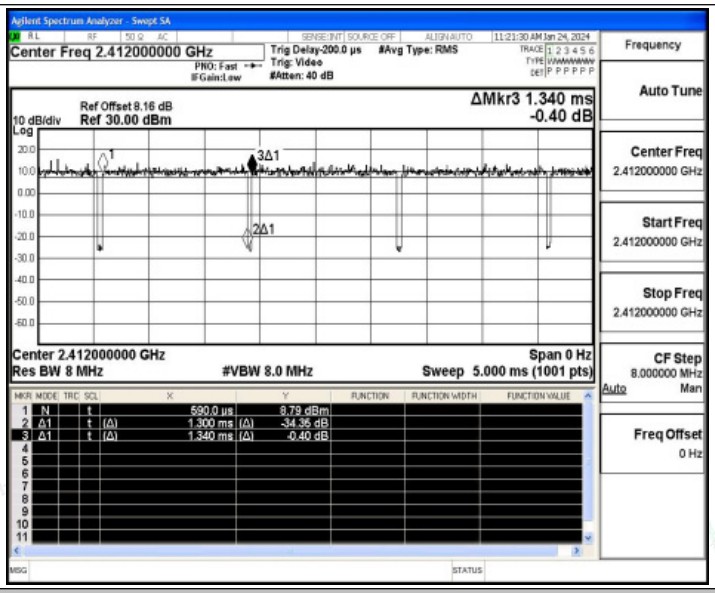

11N20SISO_Ant1_2437

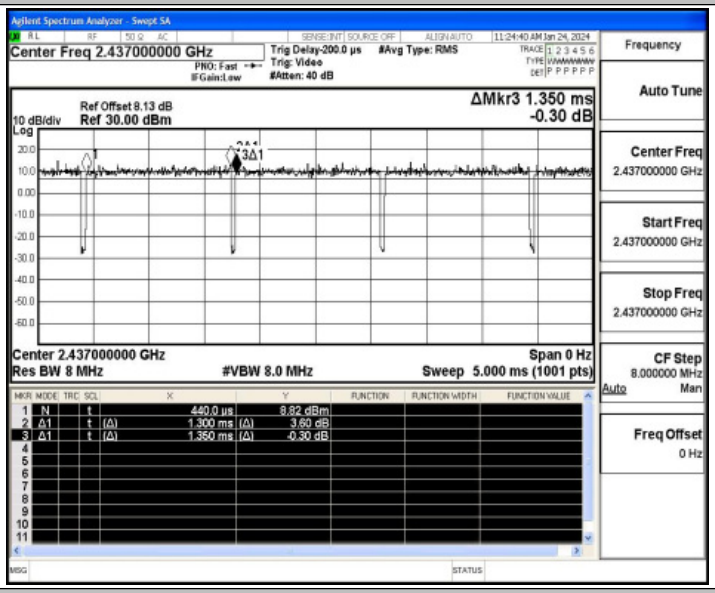

11N20SISO_Ant1_2462

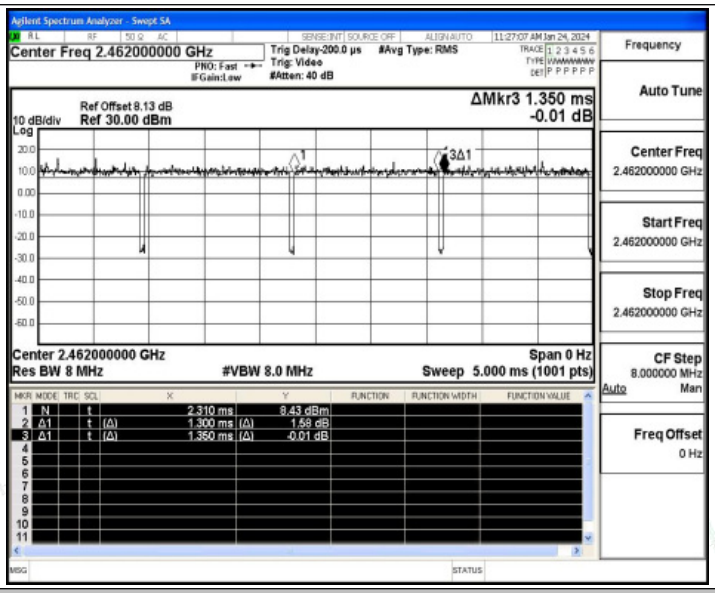

11N40SISO_Ant1_2422

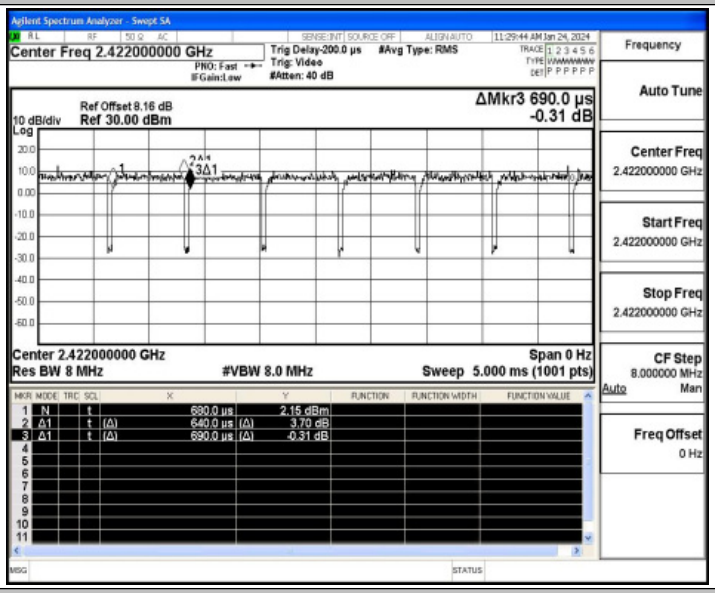

11N40SISO_Ant1_2437

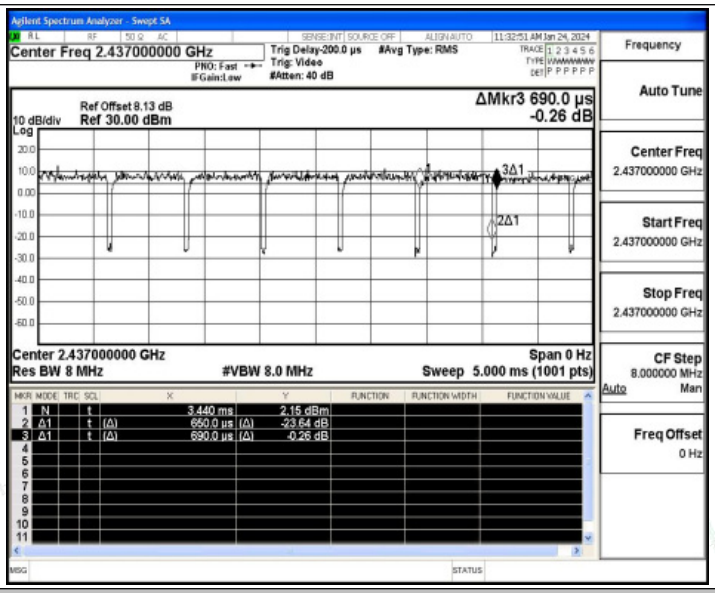

11N40SISO_Ant1_2452

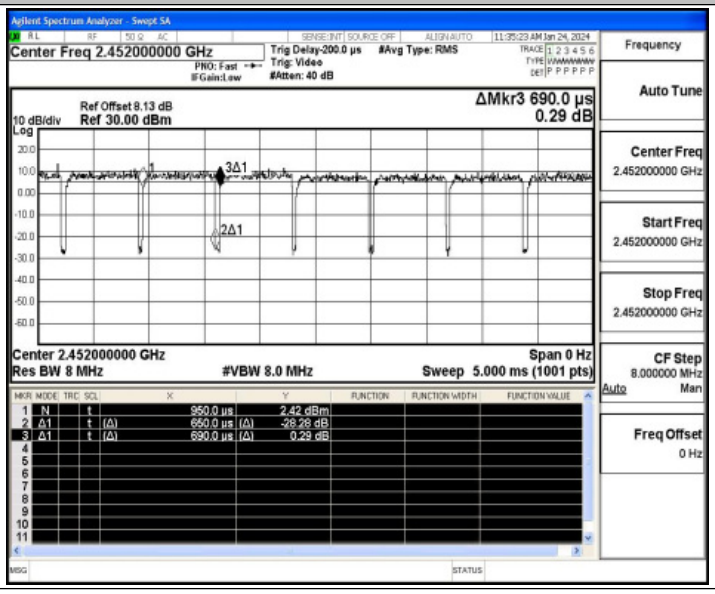

B.7 Emissions in Restricted Bands

Test Result

TestMode	Antenna	ChName	Freq(MHz)	Detector	Freq [MHz]	Result [dBm]	Limit [dBm]	Result [dBuV/m]	Limit [dBuV/m]	Verdict
11B	Ant1	Low	2412	AV	2310.000	-49.98	≤-41.20	45.22	≤54	PASS
				AV	2366.950	-48.67	≤-41.20	46.53	≤54	PASS
				AV	2390.000	-49.34	≤-41.20	45.86	≤54	PASS
				Peak	2310.000	-41.4	≤-21.20	53.80	≤74	PASS
				Peak	2331.330	-38.84	≤-21.20	56.36	≤74	PASS
				Peak	2390.000	-40.19	≤-21.20	55.01	≤74	PASS
		High	2462	AV	2483.500	-48.89	≤-41.20	46.31	≤54	PASS
				AV	2491.260	-48.33	≤-41.20	46.87	≤54	PASS
				AV	2500.000	-49.23	≤-41.20	45.97	≤54	PASS
				Peak	2483.500	-42.07	≤-21.20	53.13	≤74	PASS
				Peak	2492.360	-39.32	≤-21.20	55.88	≤74	PASS
				Peak	2500.000	-41.6	≤-21.20	53.60	≤74	PASS
11G	Ant1	Low	2412	AV	2310.000	-49.62	≤-41.20	45.58	≤54	PASS
				AV	2388.140	-48.63	≤-41.20	46.57	≤54	PASS
				AV	2390.000	-48.91	≤-41.20	46.29	≤54	PASS
				Peak	2310.000	-42.68	≤-21.20	52.52	≤74	PASS
				Peak	2360.580	-37.94	≤-21.20	57.26	≤74	PASS
				Peak	2390.000	-40.39	≤-21.20	54.81	≤74	PASS
		High	2462	AV	2483.500	-48.72	≤-41.20	46.48	≤54	PASS
				AV	2488.400	-48	≤-41.20	47.20	≤54	PASS
				AV	2500.000	-49.05	≤-41.20	46.15	≤54	PASS
				Peak	2483.500	-40.27	≤-21.20	54.93	≤74	PASS
				Peak	2485.870	-38.52	≤-21.20	56.68	≤74	PASS
				Peak	2500.000	-41.26	≤-21.20	53.94	≤74	PASS
11N20SISO	Ant1	Low	2412	AV	2310.000	-49.72	≤-41.20	45.48	≤54	PASS
				AV	2389.570	-48.32	≤-41.20	46.88	≤54	PASS
				AV	2390.000	-49.04	≤-41.20	46.16	≤54	PASS
				Peak	2310.000	-41.3	≤-21.20	53.90	≤74	PASS
				Peak	2320.020	-38.45	≤-21.20	56.75	≤74	PASS
				Peak	2390.000	-41.01	≤-21.20	54.19	≤74	PASS
		High	2462	AV	2483.500	-49.39	≤-41.20	45.81	≤54	PASS
				AV	2485.100	-48.35	≤-41.20	46.85	≤54	PASS
				AV	2500.000	-49.21	≤-41.20	45.99	≤54	PASS
				Peak	2483.500	-41.45	≤-21.20	53.75	≤74	PASS
				Peak	2494.780	-39.02	≤-21.20	56.18	≤74	PASS
				Peak	2500.000	-41.97	≤-21.20	53.23	≤74	PASS

11N40SISO	Ant1	Low	2422	AV	2310.000	-49.61	≤-41.20	45.59	≤54	PASS
				AV	2374.620	-48.39	≤-41.20	46.81	≤54	PASS
				AV	2390.000	-48.68	≤-41.20	46.52	≤54	PASS
				Peak	2310.000	-41.87	≤-21.20	53.33	≤74	PASS
				Peak	2384.630	-38.75	≤-21.20	56.45	≤74	PASS
				Peak	2390.000	-41.1	≤-21.20	54.10	≤74	PASS
		High	2452	AV	2483.500	-47.95	≤-41.20	47.25	≤54	PASS
				AV	2496.650	-47.88	≤-41.20	47.32	≤54	PASS
				AV	2500.000	-48.65	≤-41.20	46.55	≤54	PASS
				Peak	2483.500	-40.56	≤-21.20	54.64	≤74	PASS
				Peak	2495.000	-38.08	≤-21.20	57.12	≤74	PASS
				Peak	2500.000	-41.67	≤-21.20	53.53	≤74	PASS

Note:

1. The Antenna Gain is compensated in the graph. The Correction Factor is compensated in the graph.
2. The limit in dBm for average detector is conversion from 54dBuV/m, according to 15.209(a). The limit in dBm for peak detector is 20dB above the limit of average detector in dBm.

Test Graphs

11B_Ant1_Low_2412_AV

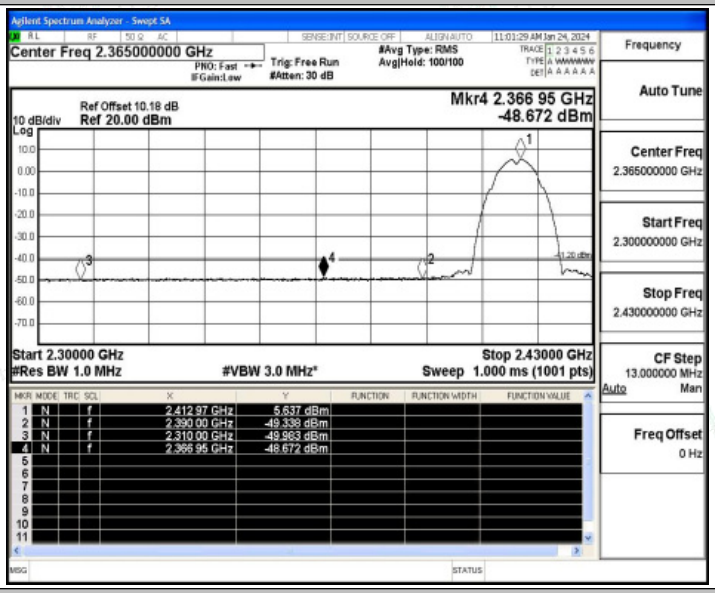

11B_Ant1_Low_2412_Peak

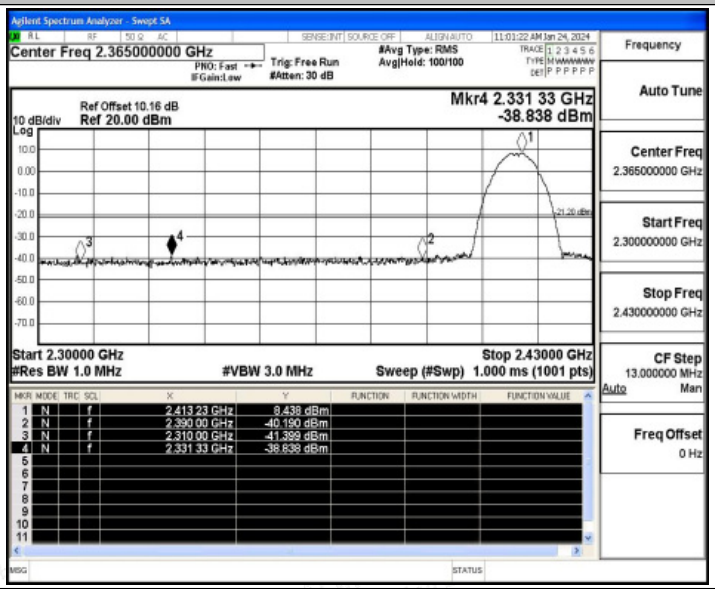

11B_Ant1_High_2462_AV

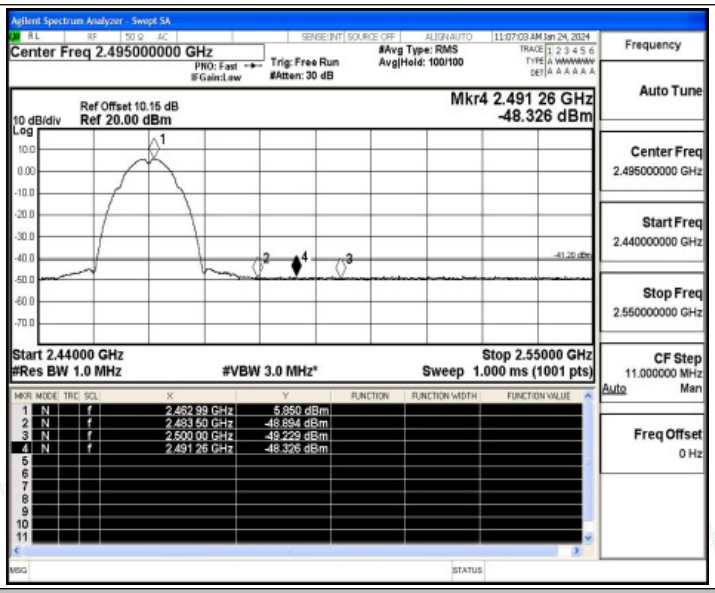

11B_Ant1_High_2462_Peak

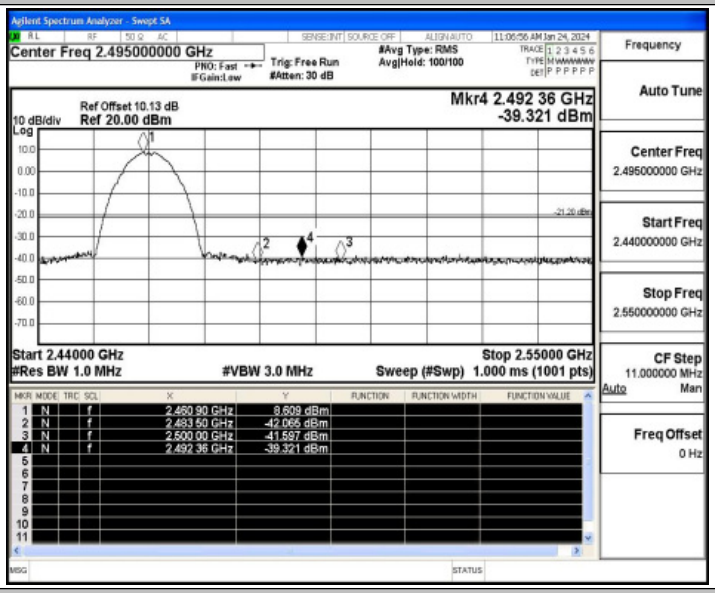

11G_Ant1_Low_2412_AV

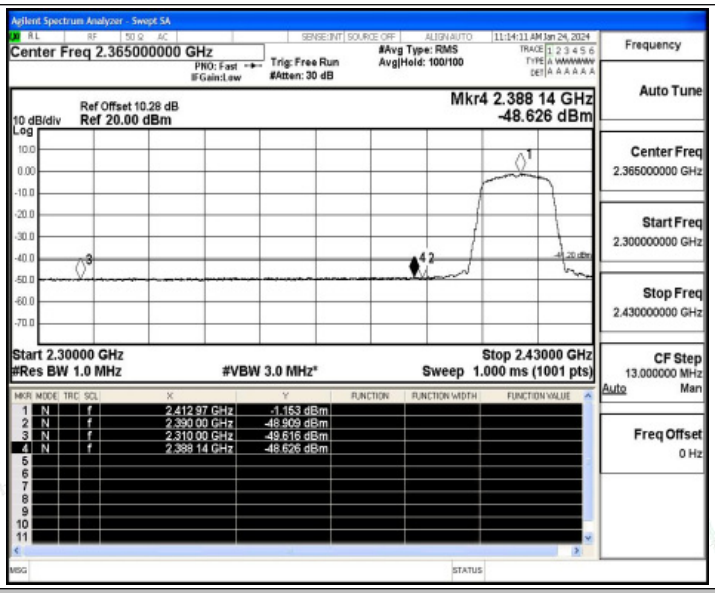

11G_Ant1_Low_2412_Peak

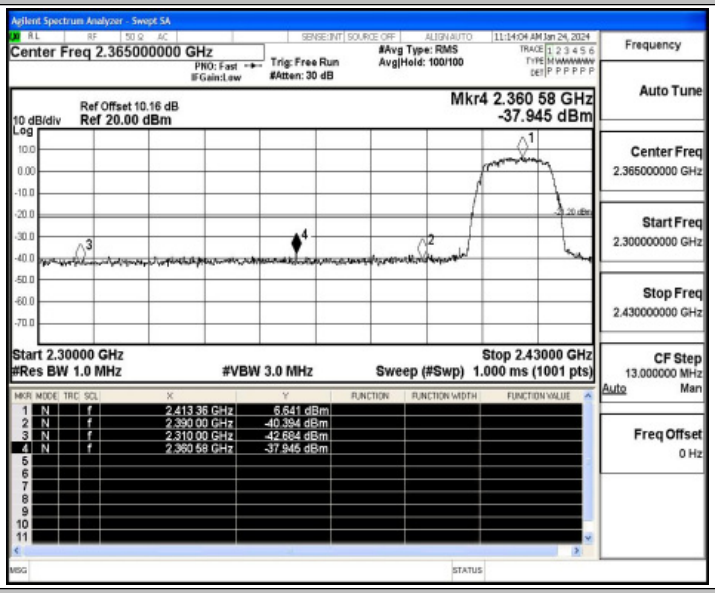

11G_Ant1_High_2462_AV

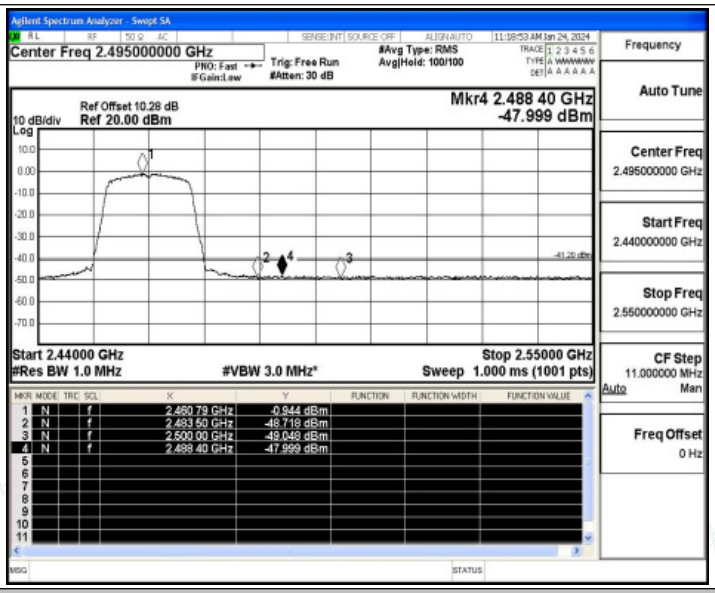

11G_Ant1_High_2462_Peak

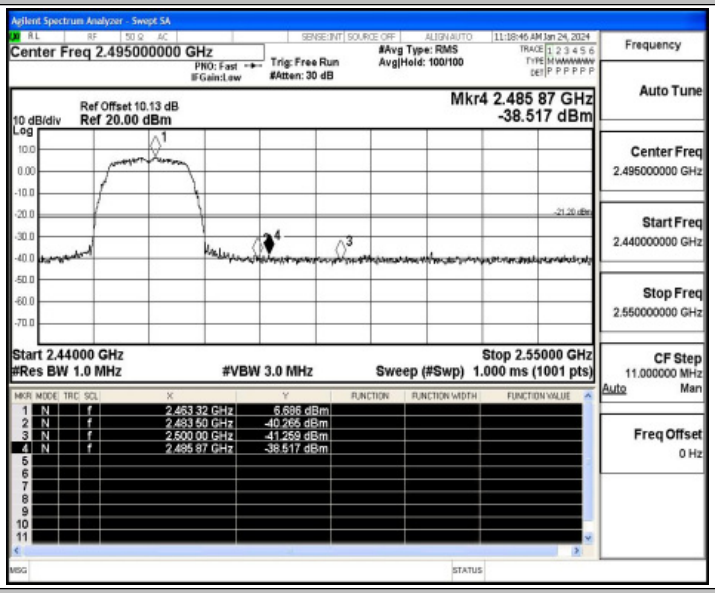

11N20SISO_Ant1_Low_2412_AV

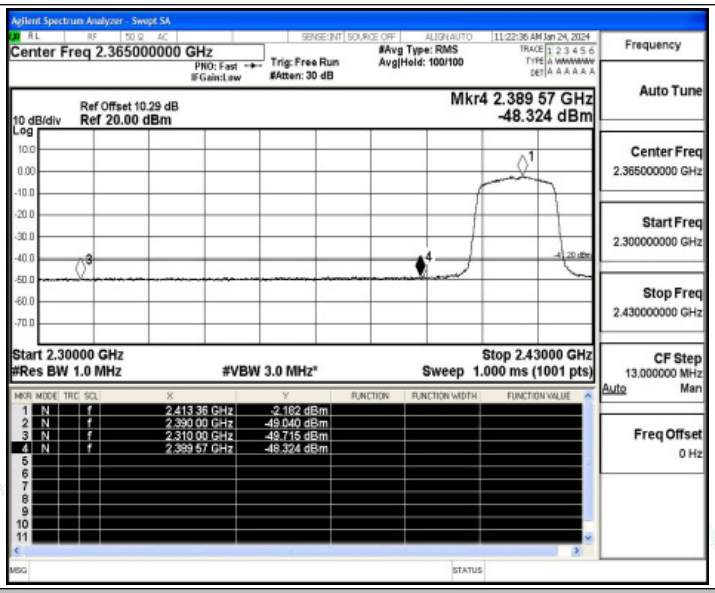

11N20SISO_Ant1_Low_2412_Peak

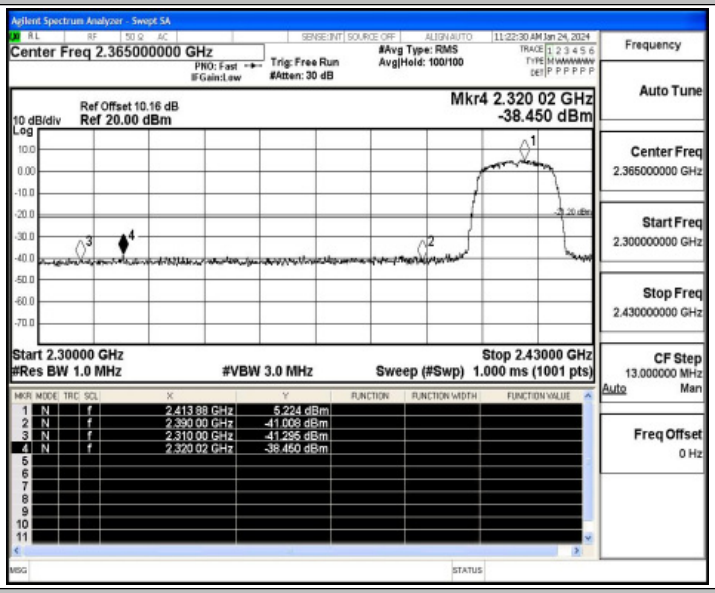

11N20SISO_Ant1_High_2462_AV

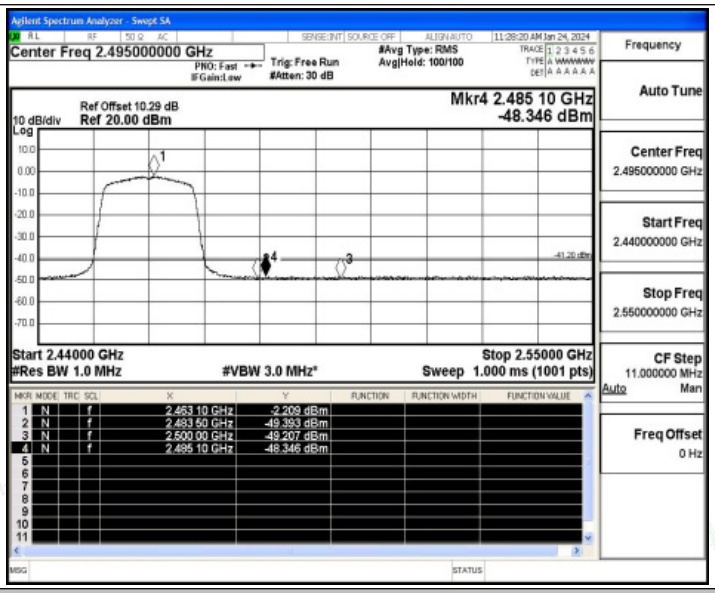

11N20SISO_Ant1_High_2462_Peak

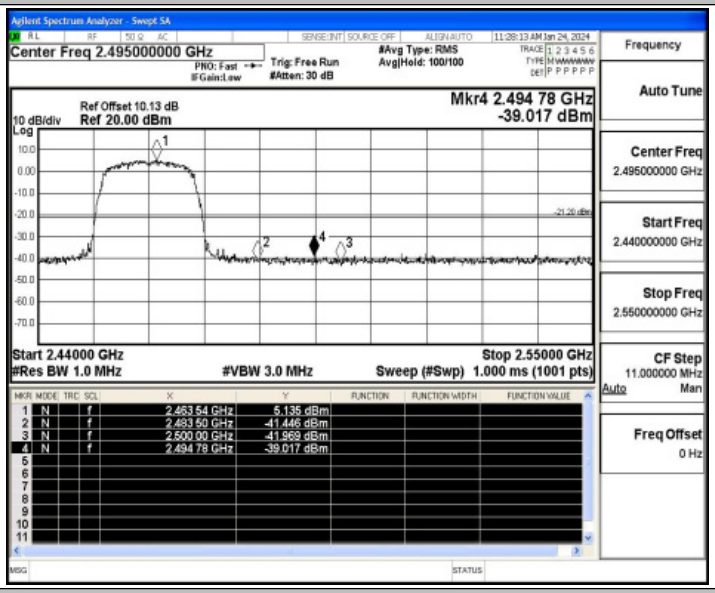

11N40SISO_Ant1_Low_2422_AV

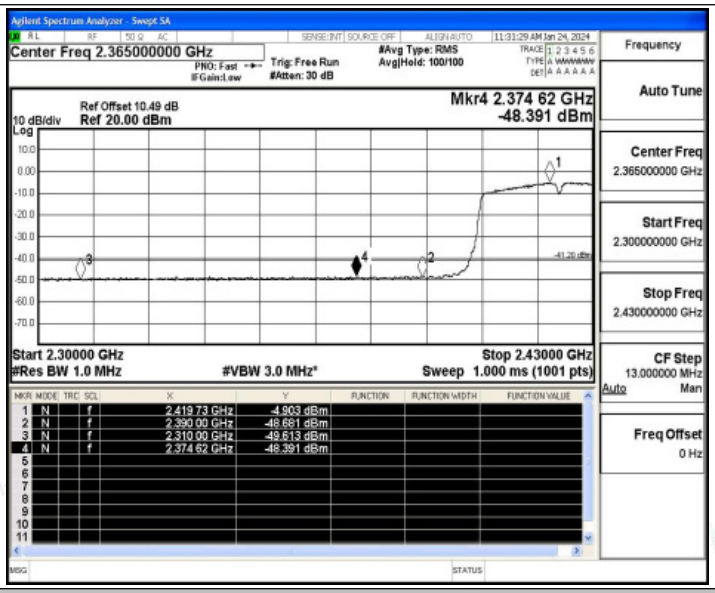

11N40SISO_Ant1_Low_2422_Peak

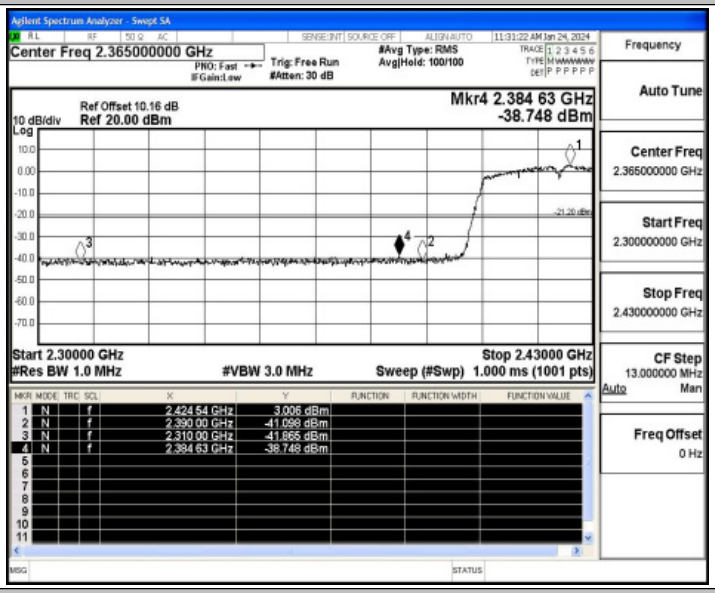

11N40SISO_Ant1_High_2452_AV

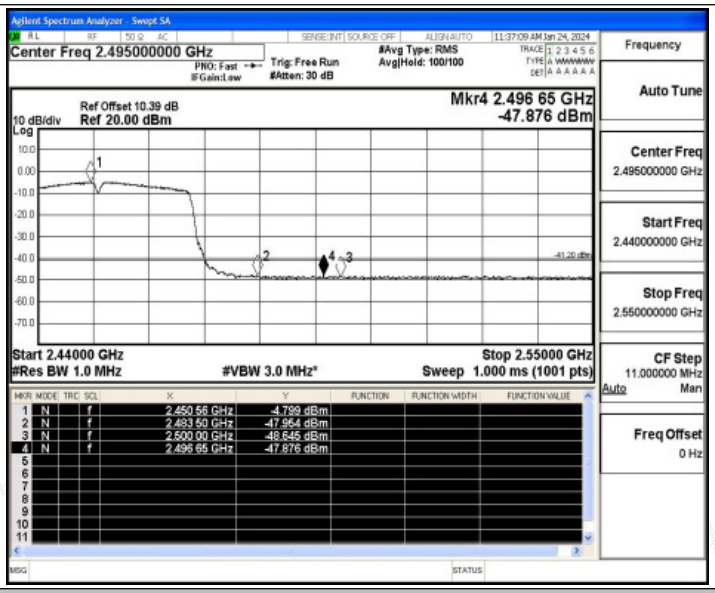
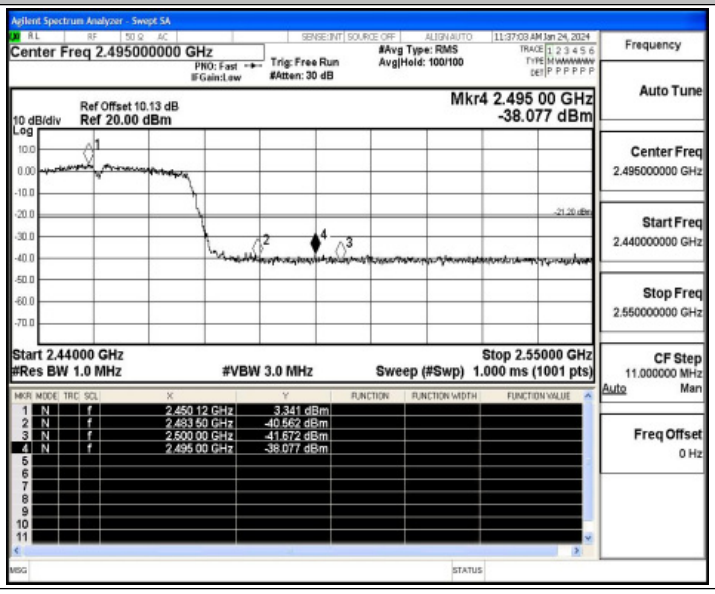
11N40SISO_Ant1_High_2452_Peak