Test Graphs Reference Level

802.11b_LCH_2412MHz_Ant1 (SISO)_NTNV

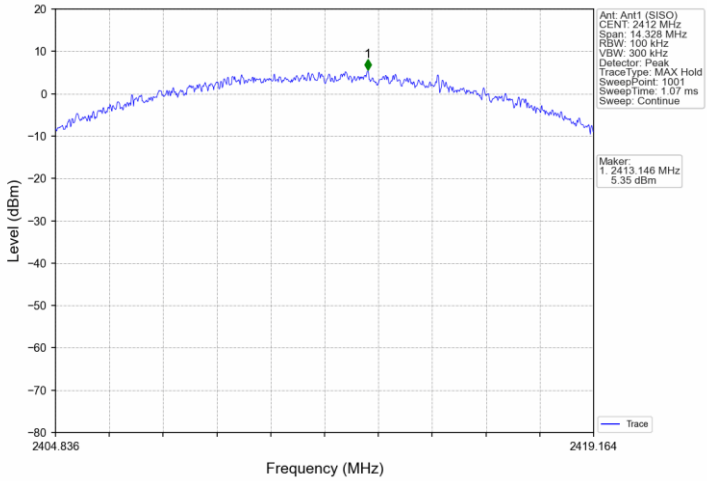

802.11b_MCH_2437MHz_Ant1 (SISO)_NTNV

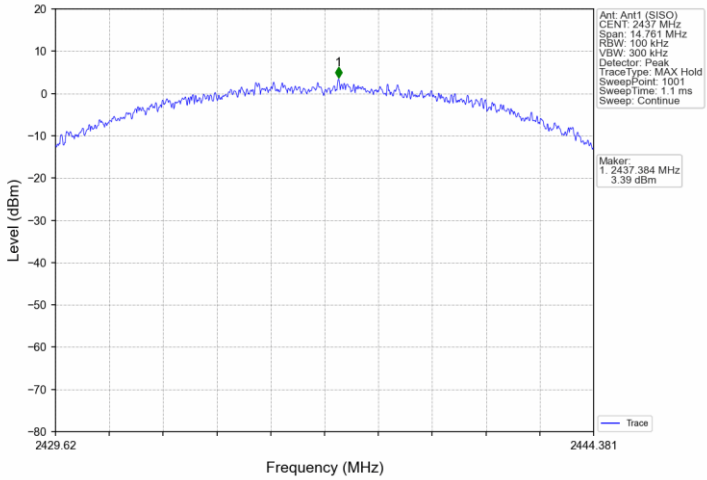

802.11b_HCH_2462MHz_Ant1 (SISO)_NTNV

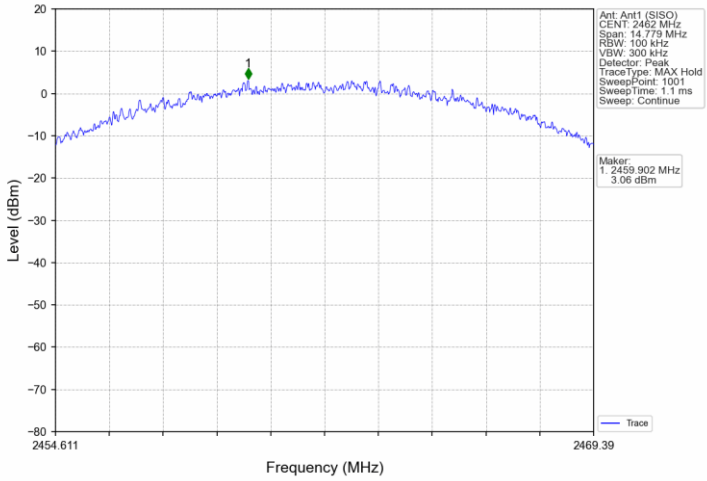

TÜV SÜD Certification and Testing (China) Co., Ltd. Shenzhen Branch
Building 12 & 13, Zhiheng Wisdomland Business Park, Guankou Erlu, Nantou, Nanshan District,
Shenzhen, Guangdong, China Tel. +86 755 8828 6998, Fax: +86 755 8828 5299

802.11g_LCH_2412MHz_Ant1 (SISO)_NTNV

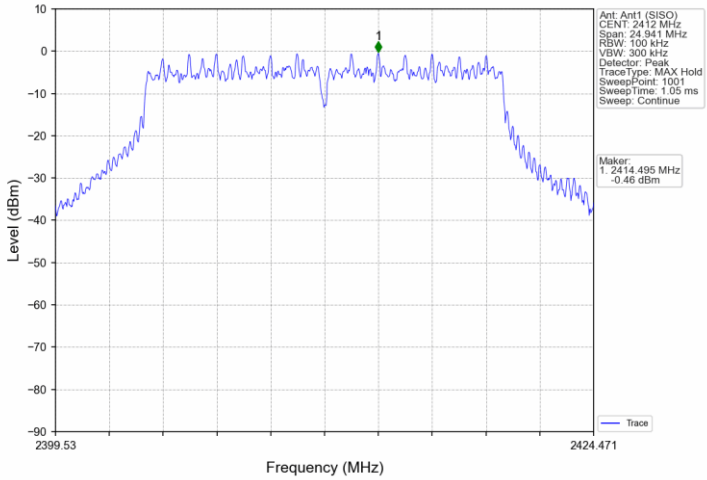

802.11g_MCH_2437MHz_Ant1 (SISO)_NTNV

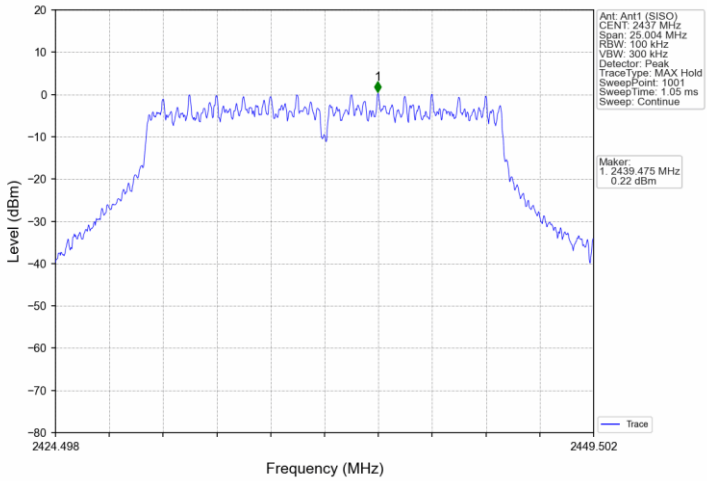

802.11g_HCH_2462MHz_Ant1 (SISO)_NTNV

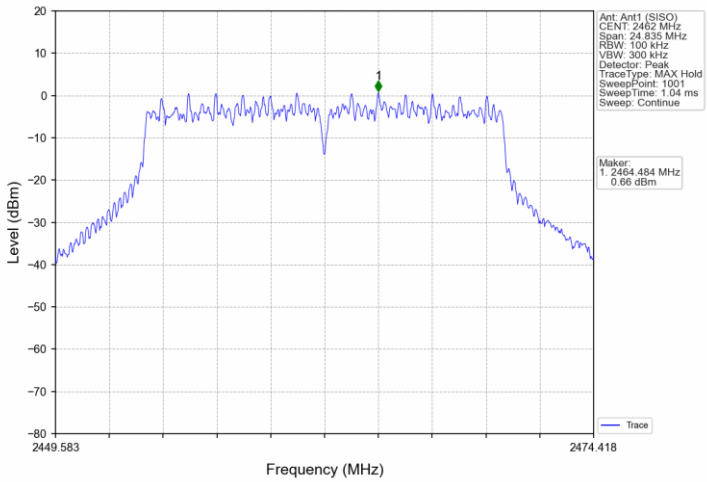

TÜV SÜD Certification and Testing (China) Co., Ltd. Shenzhen Branch
Building 12 & 13, Zhiheng Wisdomland Business Park, Guankou Erlu, Nantou, Nanshan District,
Shenzhen, Guangdong, China Tel. +86 755 8828 6998, Fax: +86 755 8828 5299

802.11n(HT20)_LCH_2412MHz_Ant1 (SISO)_NTNV

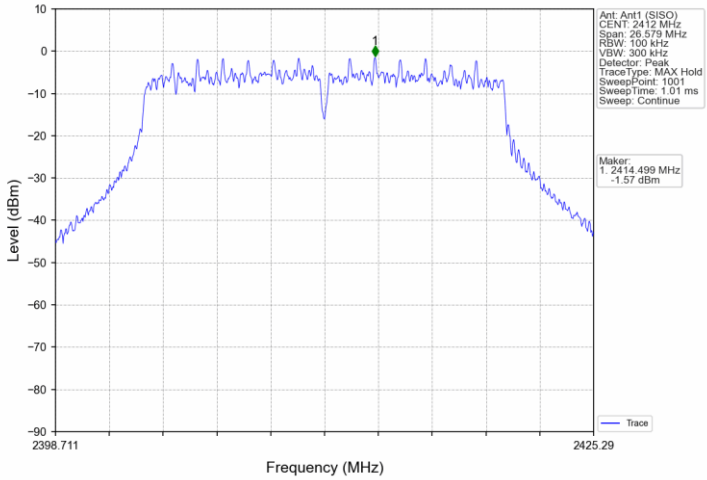

802.11n(HT20)_MCH_2437MHz_Ant1 (SISO)_NTNV

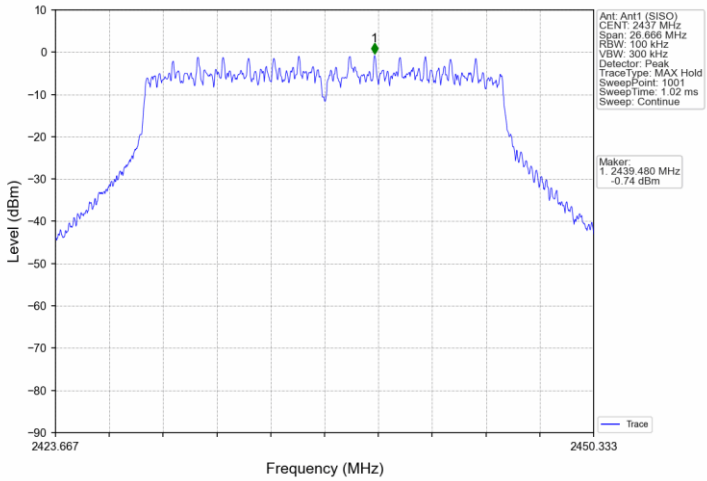

802.11n(HT20)_HCH_2462MHz_Ant1 (SISO)_NTNV

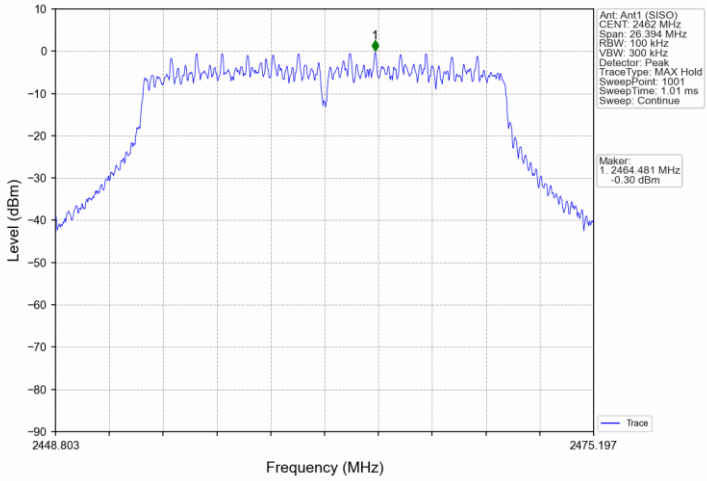

TÜV SÜD Certification and Testing (China) Co., Ltd. Shenzhen Branch
Building 12 & 13, Zhiheng Wisdomland Business Park, Guankou Erlu, Nantou, Nanshan District,
Shenzhen, Guangdong, China Tel. +86 755 8828 6998, Fax: +86 755 8828 5299

802.11n(HT40)_LCH_2422MHz_Ant1 (SISO)_NTNV

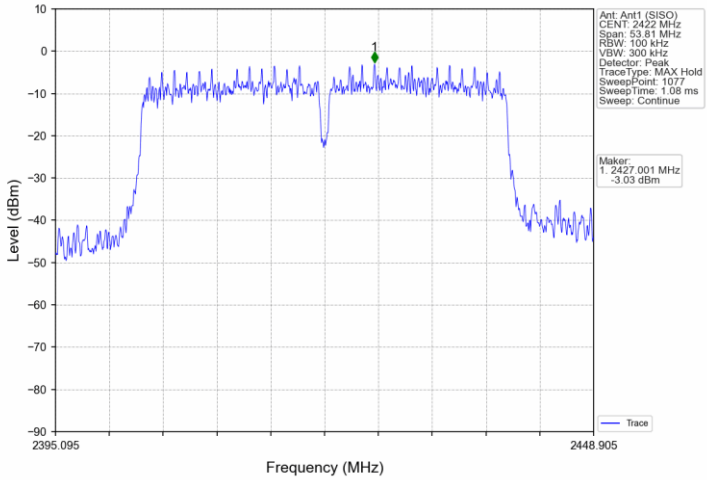

802.11n(HT40)_MCH_2437MHz_Ant1 (SISO)_NTNV

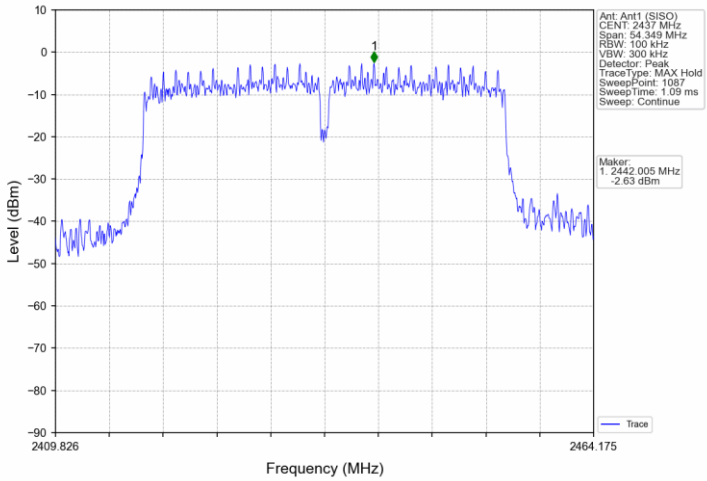

802.11n(HT40)_HCH_2452MHz_Ant1 (SISO)_NTNV

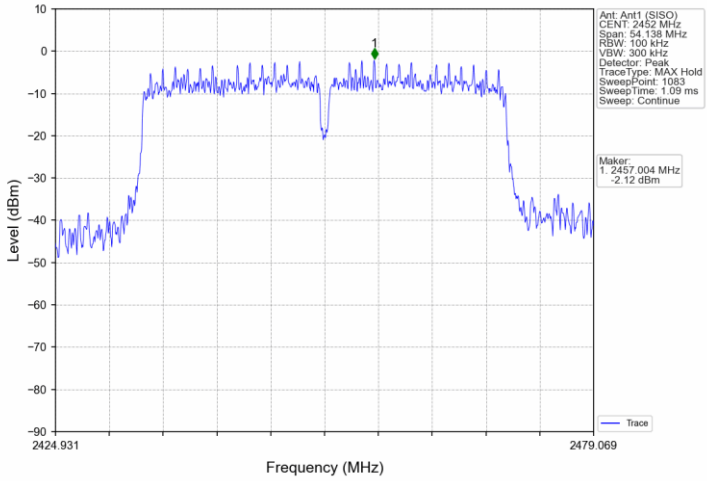

TÜV SÜD Certification and Testing (China) Co., Ltd. Shenzhen Branch
Building 12 & 13, Zhiheng Wisdomland Business Park, Guankou Erlu, Nantou, Nanshan District,
Shenzhen, Guangdong, China Tel. +86 755 8828 6998, Fax: +86 755 8828 5299

Test Graphs Conducted Spurious Emissions

802.11b_LCH_2412MHz_Ant1 (SISO)_NTNV

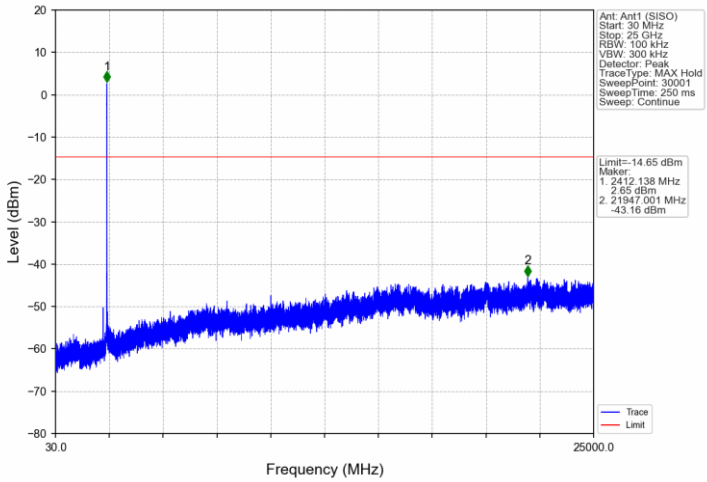

802.11b_MCH_2437MHz_Ant1 (SISO)_NTNV

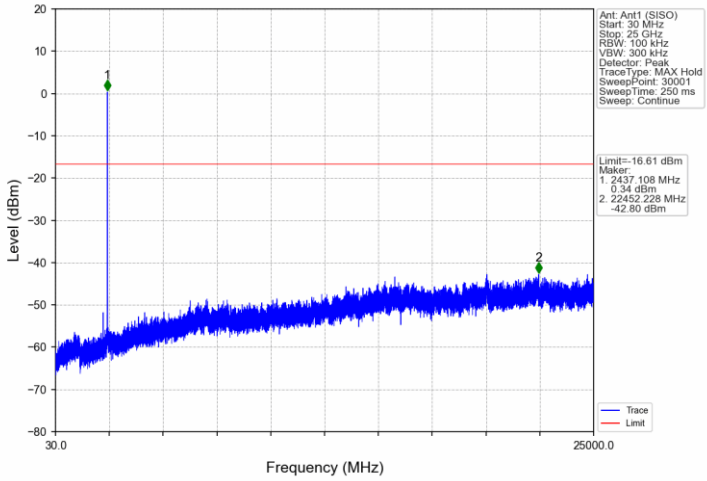

802.11b_HCH_2462MHz_Ant1 (SISO)_NTNV

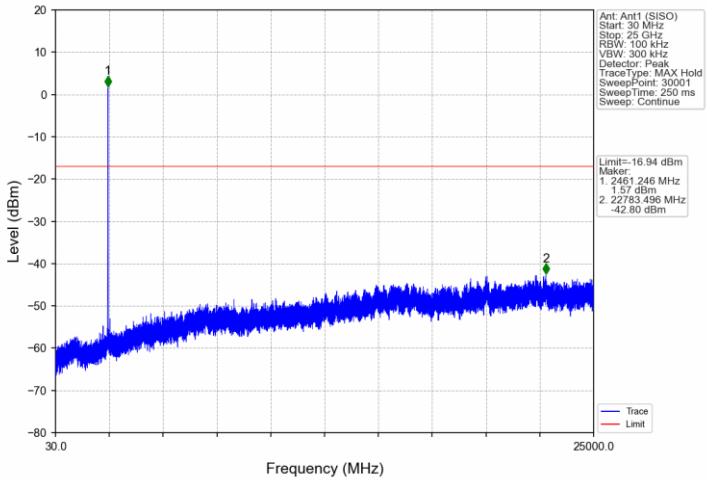

TÜV SÜD Certification and Testing (China) Co., Ltd. Shenzhen Branch
Building 12 & 13, Zhiheng Wisdomland Business Park, Guankou Erlu, Nantou, Nanshan District,
Shenzhen, Guangdong, China Tel. +86 755 8828 6998, Fax: +86 755 8828 5299

802.11g_LCH_2412MHz_Ant1 (SISO)_NTNV

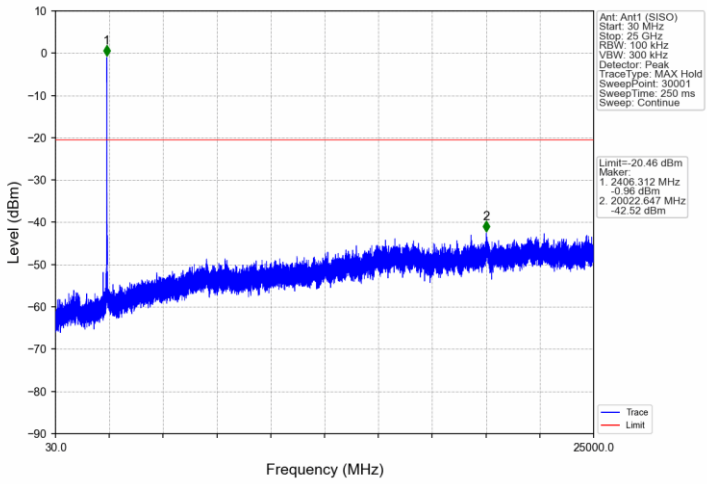

802.11g_MCH_2437MHz_Ant1 (SISO)_NTNV

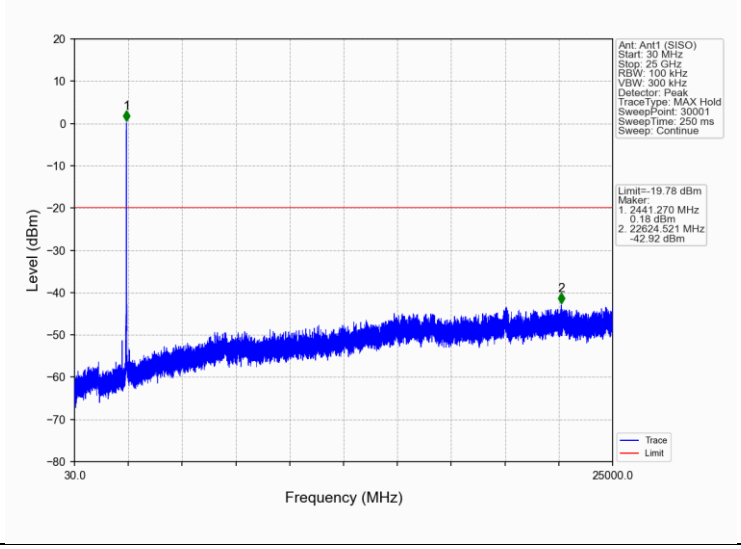

802.11g_HCH_2462MHz_Ant1 (SISO)_NTNV

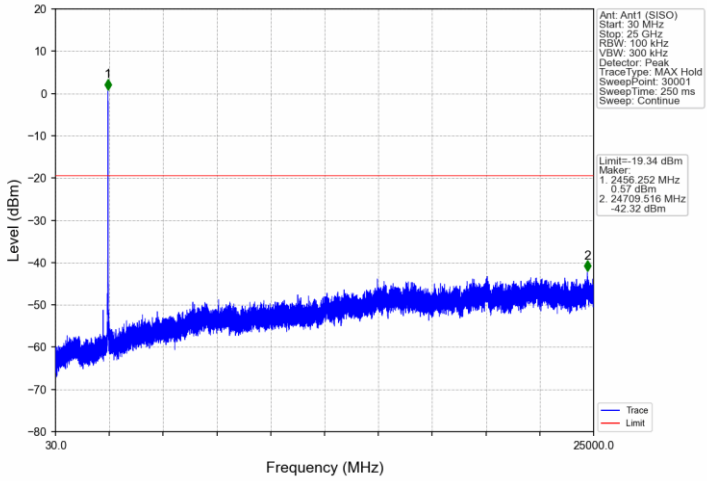

TÜV SÜD Certification and Testing (China) Co., Ltd. Shenzhen Branch
Building 12 & 13, Zhiheng Wisdomland Business Park, Guankou Erlu, Nantou, Nanshan District,
Shenzhen, Guangdong, China Tel. +86 755 8828 6998, Fax: +86 755 8828 5299

802.11n(HT20)_LCH_2412MHz_Ant1 (SISO)_NTNV

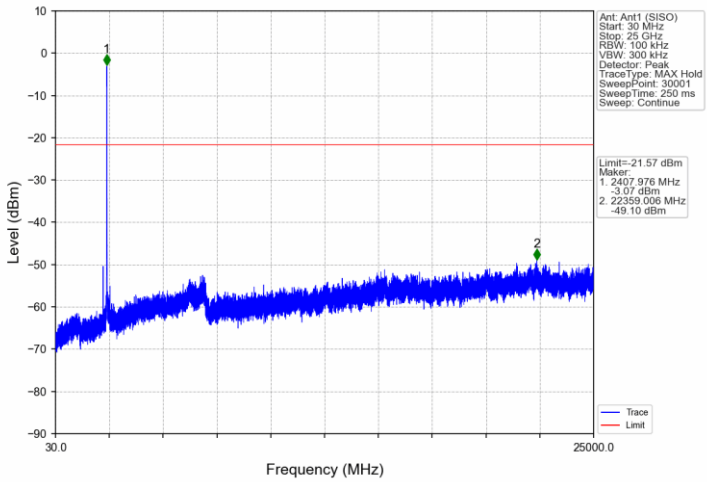

802.11n(HT20)_MCH_2437MHz_Ant1 (SISO)_NTNV

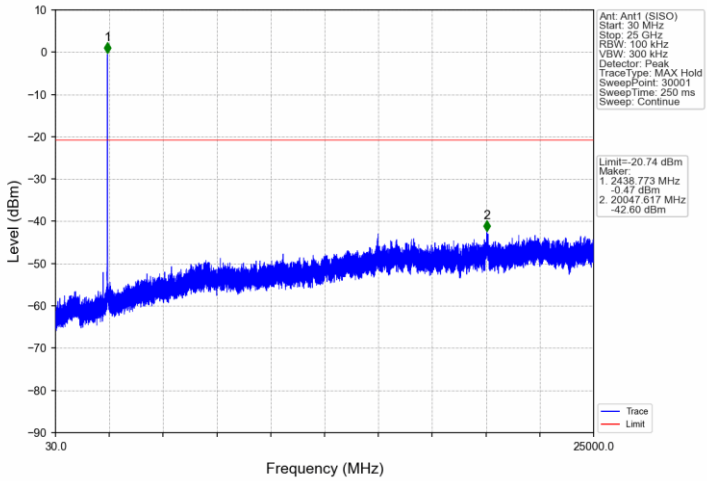

802.11n(HT20)_HCH_2462MHz_Ant1 (SISO)_NTNV

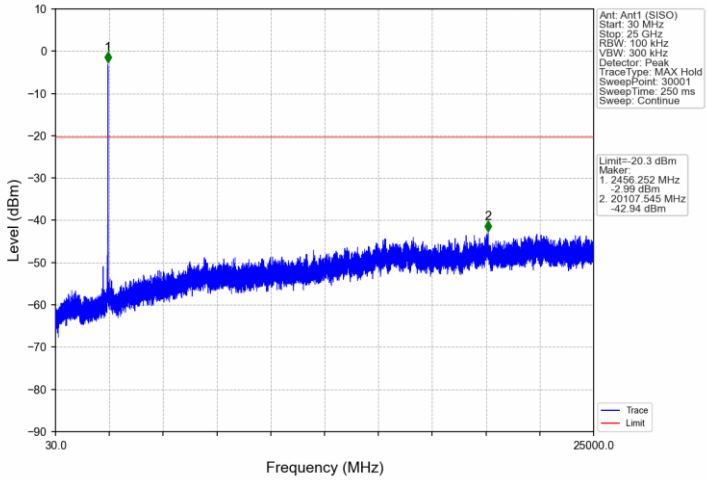

802.11n(HT40)_LCH_2422MHz_Ant1 (SISO)_NTNV

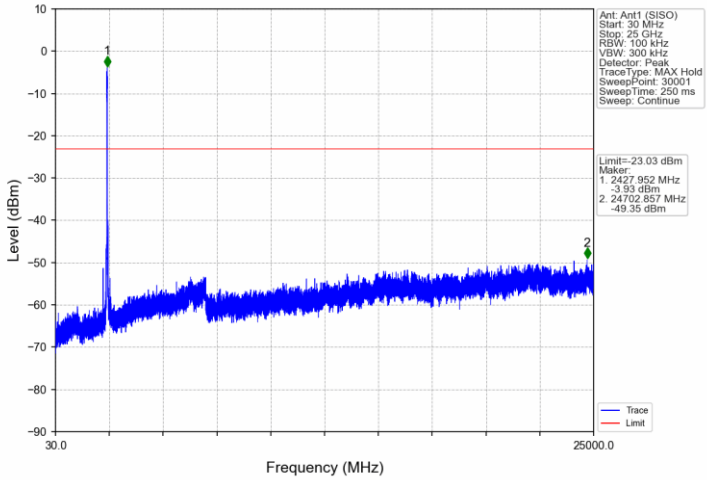

802.11n(HT40)_MCH_2437MHz_Ant1 (SISO)_NTNV

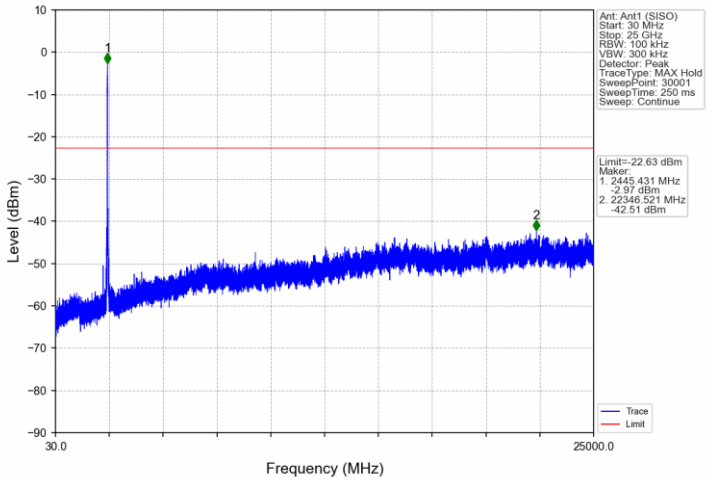

802.11n(HT40)_HCH_2452MHz_Ant1 (SISO)_NTNV

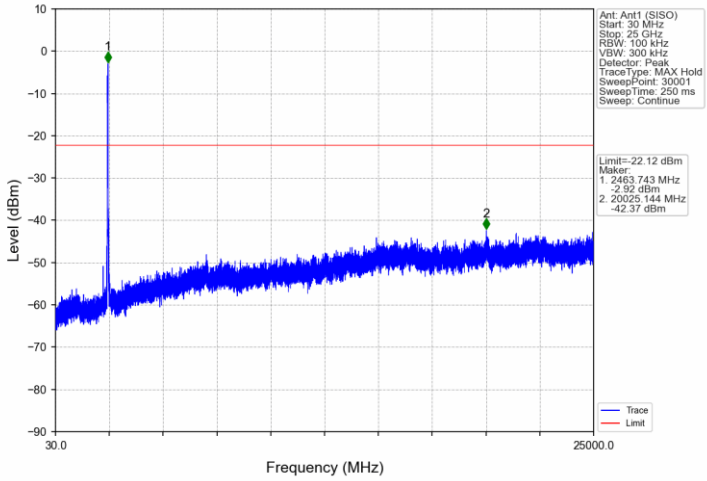

TÜV SÜD Certification and Testing (China) Co., Ltd. Shenzhen Branch
Building 12 & 13, Zhiheng Wisdomland Business Park, Guankou Erlu, Nantou, Nanshan District,
Shenzhen, Guangdong, China Tel. +86 755 8828 6998, Fax: +86 755 8828 5299

9.6 Band edge testing

Test Method

1. The RF output of EUT was connected to the spectrum analyzer by RF cable. The path loss was compensated to the results for each measurement.
2. Set to the maximum power setting, the instrument center frequency is set to the nominal EUT channel center frequency enable the EUT transmit continuously.
3. Use the following spectrum analyzer settings:
   Span = wide enough to capture the peak level of the in-band emission and all spurious
   RBW = 100 kHz, VBW≥3RBW, Sweep = auto, Detector function = peak, Trace = max hold
4. Allow the trace to stabilize, use the peak and delta measurement to record the result.
5. The level displayed must comply with the limit specified in this Section.
6. Repeat above procedures until all frequencies measured were complete and submit all the plots.

Limit

In any 100 kHz bandwidth outside the frequency band in which the spread spectrum or digitally modulated device is operating, the RF power that is produced shall be at least 20 dB below that in the 100 kHz bandwidth within the band that contains the highest level of the desired power, based on either an RF conducted or a radiated measurement, provided that the transmitter demonstrates compliance with the peak conducted power limits. If the transmitter complies with the conducted power limits based on the use of RMS averaging over a time interval, as permitted under § 15.247(b)(3) and RSS-247 section 5.4(d), the attenuation required shall be 30 dB instead of 20 dB.

Frequency Range MHz	Limit (dBc)
30-25000	-20

Test result

Mode	Frequency (MHz)	Level of Reference (dBm)	Limit (dBm)	Verdict
802.11b	2412	5.35	-14.65	Pass
	2462	3.06	-16.94	Pass
802.11g	2412	-0.46	-20.46	Pass
	2462	0.66	-19.34	Pass
802.11n (HT20)	2412	-1.57	-21.57	Pass
	2462	-0.30	-20.30	Pass
802.11n (HT40)	2422	-3.03	-23.03	Pass
	2452	-2.12	-22.12	Pass

TÜV SÜD Certification and Testing (China) Co., Ltd. Shenzhen Branch
Building 12 & 13, Zhiheng Wisdomland Business Park, Guankou Erlu, Nantou, Nanshan District, Shenzhen, Guangdong, China Tel. +86 755 8828 6998, Fax: +86 755 8828 5299

Test Graphs

802.11b_LCH_2412MHz_Ant1 (SISO)_NTNV

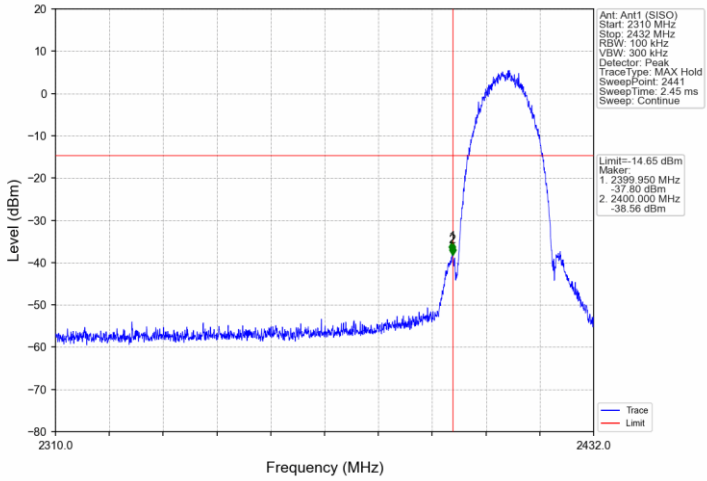

802.11b_HCH_2462MHz_Ant1 (SISO)_NTNV

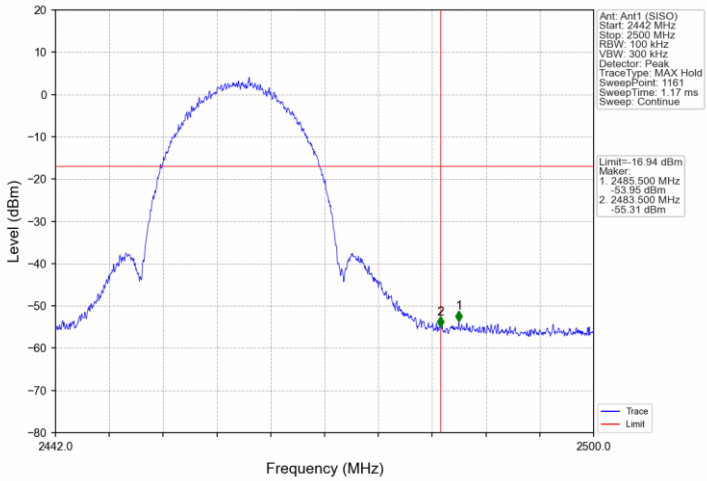

802.11g_LCH_2412MHz_Ant1 (SISO)_NTNV

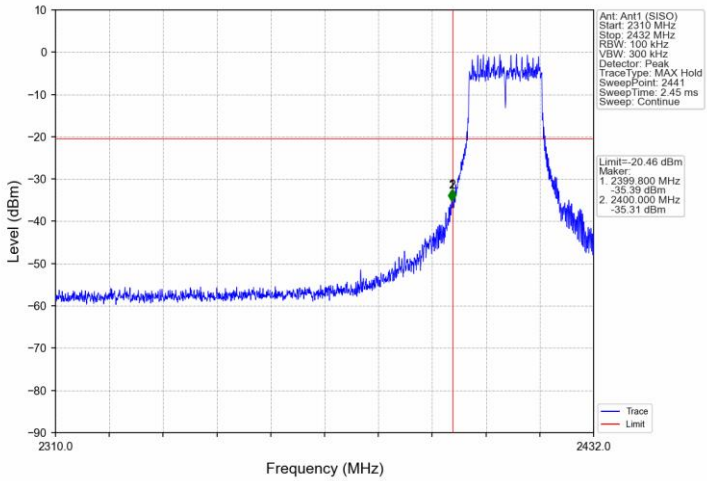

TÜV SÜD Certification and Testing (China) Co., Ltd. Shenzhen Branch
Building 12 & 13, Zhiheng Wisdomland Business Park, Guankou Erlu, Nantou, Nanshan District,
Shenzhen, Guangdong, China Tel. +86 755 8828 6998, Fax: +86 755 8828 5299

802.11g_HCH_2462MHz_Ant1 (SISO)_NTNV

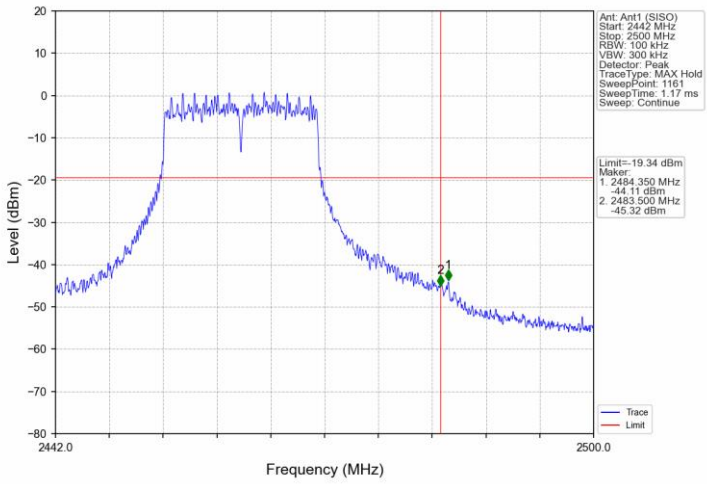

802.11n(HT20)_LCH_2412MHz_Ant1 (SISO)_NTNV

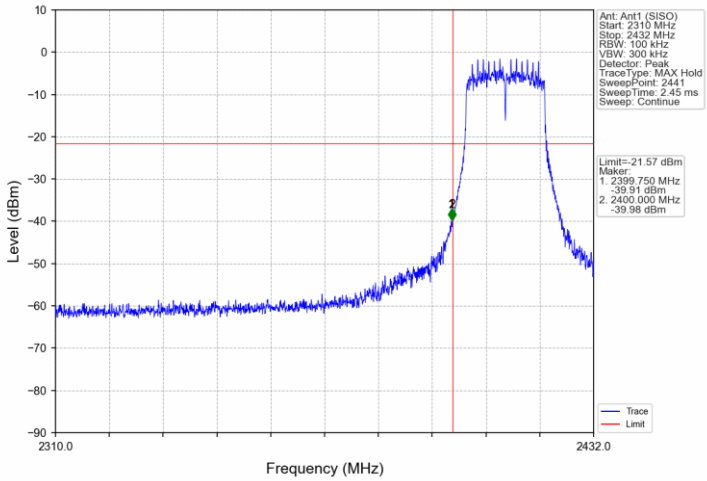

802.11n(HT20)_HCH_2462MHz_Ant1 (SISO)_NTNV

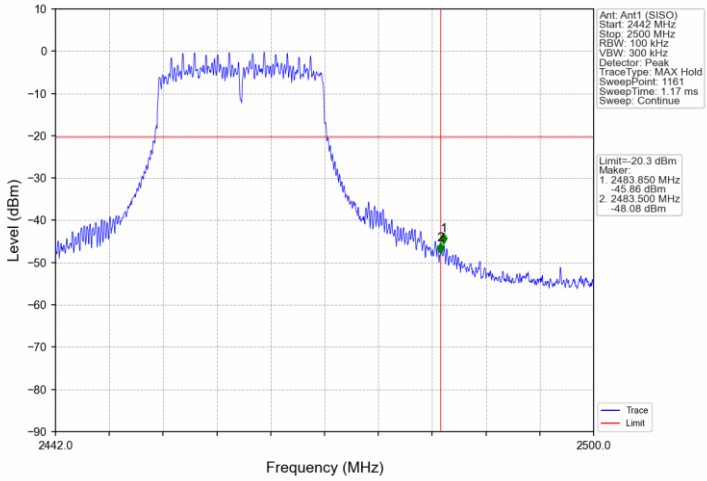

TÜV SÜD Certification and Testing (China) Co., Ltd. Shenzhen Branch
Building 12 & 13, Zhiheng Wisdomland Business Park, Guankou Erlu, Nantou, Nanshan District,
Shenzhen, Guangdong, China Tel. +86 755 8828 6998, Fax: +86 755 8828 5299

802.11n(HT40)_LCH_2422MHz_Ant1 (SISO)_NTNV

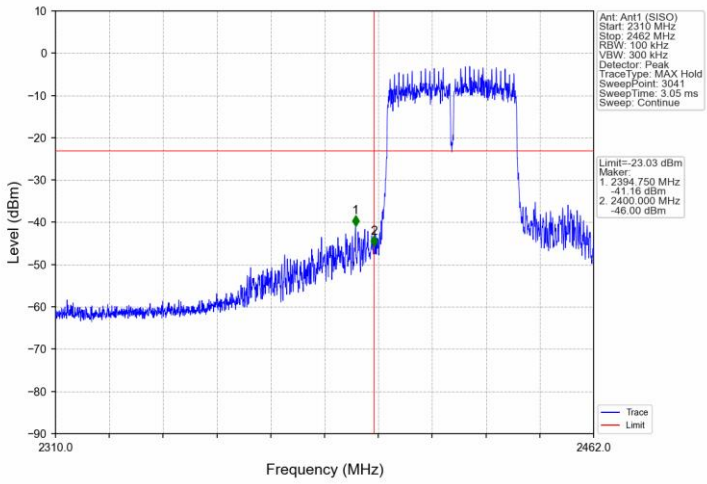

802.11n(HT40)_HCH_2452MHz_Ant1 (SISO)_NTNV

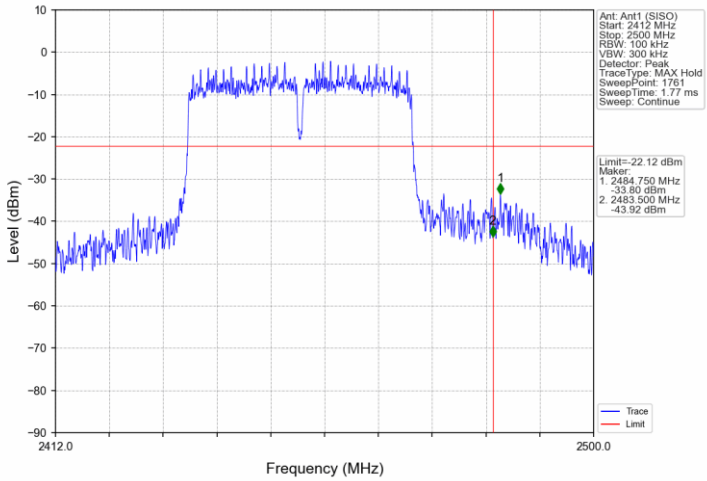

TÜV SÜD Certification and Testing (China) Co., Ltd. Shenzhen Branch
Building 12 & 13, Zhiheng Wisdomland Business Park, Guankou Erlu, Nantou, Nanshan District,
Shenzhen, Guangdong, China Tel. +86 755 8828 6998, Fax: +86 755 8828 5299

9.7 Spurious radiated emissions for transmitter

Test Method

1. The EUT was place on a turn table which is 1.5m above ground plane for above 1GHz and 0.8m above ground for below 1GHz at 3 meter chamber room for test. The table was rotated 360 degrees to determine the position of the highest radiation.
2. The EUT was set 3 meters away from the interference – receiving antenna, which was mounted on the top of a variable – height antenna tower.
3. The height of antenna is varied from one meter to four meters above the ground to determine the maximum value of the field strength. Both horizontal and vertical polarizations of the antenna are set to make the measurement.
4. For each suspected emission, the EUT was arranged to its worst case and then the antenna was tuned to heights from 1 meter to 4 meters and the rotatable table was turned from 0 degrees to 360 degrees to find the maximum reading.
5. Use the following spectrum analyzer settings According to C63.10:

1) Procedure for Unwanted Emissions Measurements Below 1000 MHz
Span = wide enough to capture the peak level of the in-band emission and all spurious
RBW = 100 KHz to 120KHz, VBW≥RBW for peak measurement, Sweep = auto, Detector function = peak, Trace = max hold.

2) For Peak unwanted emissions Above 1GHz:
Span = wide enough to capture the peak level of the in-band emission and all spurious
RBW = 1MHz, VBW≥RBW for peak measurement, Sweep = auto, Detector function = peak, Trace = max hold.

3) Procedures for average unwanted emissions measurements above 1000 MHz
a) RBW = 1MHz.
b) VBW \ [3 × RBW].
c) Detector = RMS (power averaging), if [span / (# of points in sweep)] \ RBW / 2. Satisfying this condition can require increasing the number of points in the sweep or reducing the span. If the condition is not satisfied, then the detector mode shall be set to peak.
d) Averaging type = power (i.e., rms) (As an alternative, the detector and averaging type may be set for linear voltage averaging. Some instruments require linear display mode to use linear voltage averaging. Log or dB averaging shall not be used.)
e) Sweep time = auto.
f) Perform a trace average of at least 100 traces if the transmission is continuous. If the transmission is not continuous, then the number of traces shall be increased by a factor of 1 / D, where D is the duty cycle. For example, with 50% duty cycle, at least 200 traces shall be averaged. (If a specific emission is demonstrated to be continuous—i.e., 100% duty cycle—then rather than turning ON and OFF with the transmit cycle, at least 100 traces shall be averaged.)
g) If tests are performed with the EUT transmitting at a duty cycle less than 98%, then a correction factor shall be added to the measurement results prior to comparing with the emission limit, to compute the emission level that would have been measured had the test been performed at 100% duty cycle. The correction factor is computed as follows:
1) If power averaging (rms) mode was used in the preceding step e), then the correction factor is [10 log (1 / D)], where D is the duty cycle. For example, if the transmit duty cycle was 50%, then 3 dB shall be added to the measured emission levels.

TÜV SÜD Certification and Testing (China) Co., Ltd. Shenzhen Branch
Building 12 & 13, Zhiheng Wisdomland Business Park, Guankou Erlu, Nantou, Nanshan District, Shenzhen, Guangdong, China Tel. +86 755 8828 6998, Fax: +86 755 8828 5299

2) If linear voltage averaging mode was used in the preceding step e), then the correction factor is [20 log (1 / D)], where D is the duty cycle. For example, if the transmit duty cycle was 50%, then 6 dB shall be added to the measured emission levels.
3) If a specific emission is demonstrated to be continuous (100% duty cycle) rather than turning ON and OFF with the transmit cycle, then no duty cycle correction is required for that emission(AV) at frequency above 1GHz.

Limit

In any 100 kHz bandwidth outside the frequency band in which the spread spectrum or digitally modulated device is operating, the RF power that is produced shall be at least 20 dB below that in the 100 kHz bandwidth within the band that contains the highest level of the desired power, based on either an RF conducted or a radiated measurement, provided that the transmitter demonstrates compliance with the peak conducted power limits. If the transmitter complies with the conducted power limits based on the use of RMS averaging over a time interval, as permitted under § 15.247(b)(3) and RSS 247 section 5.4(d), the attenuation required shall be 30 dB instead of 20 dB. Attenuation below the general field strength limits specified in § 15.209(a) and RSS-Gen is not required. In addition, radiated emissions which fall in the restricted bands, as defined in§ 15.205(a) and RSS-Gen scetion8.9, must also comply with the radiated emission limits specified in § 15.209(a) and RSS-Gen section 8.10.

Frequency MHz	Field Strength µV/m	Field Strength dBµV/m	Detector	Measurement distance meters
0.009-0.490	2400/F(kHz)	48.5-13.8	AV	300
0.490-1.705	24000/F(kHz)	33.8-23.0	QP	30
1.705-30	30	29.5	QP	30
30-88	100	40	QP	3
88-216	150	43.5	QP	3
216-960	200	46	QP	3
960-1000	500	54	QP	3
Above 1000	500	54	AV	3
Above 1000	5000	74	PK	3

Note 1: Limit 3m(dBµV/m)=Limit 300m(dBµV/m)+40Log(300m/3m) (Below 30MHz)
Note 2: Limit 3m(dBµV/m)=Limit 30m(dBµV/m)+40Log(30m/3m) (Below 30MHz)

TÜV SÜD Certification and Testing (China) Co., Ltd. Shenzhen Branch
Building 12 & 13, Zhiheng Wisdomland Business Park, Guankou Erlu, Nantou, Nanshan District, Shenzhen, Guangdong, China Tel. +86 755 8828 6998, Fax: +86 755 8828 5299

Spurious radiated emissions for transmitter

According to C63.10, if the peak (or quasi-peak) measured value complies with the average limit, it is unnecessary to perform an average measurement, so AV emission value did not show in below table if the peak value complies with average limit.

Only the worst case (802.11g) test result is listed in the report.

Transmitting spurious emission test result as below:

Emission below 1GHz

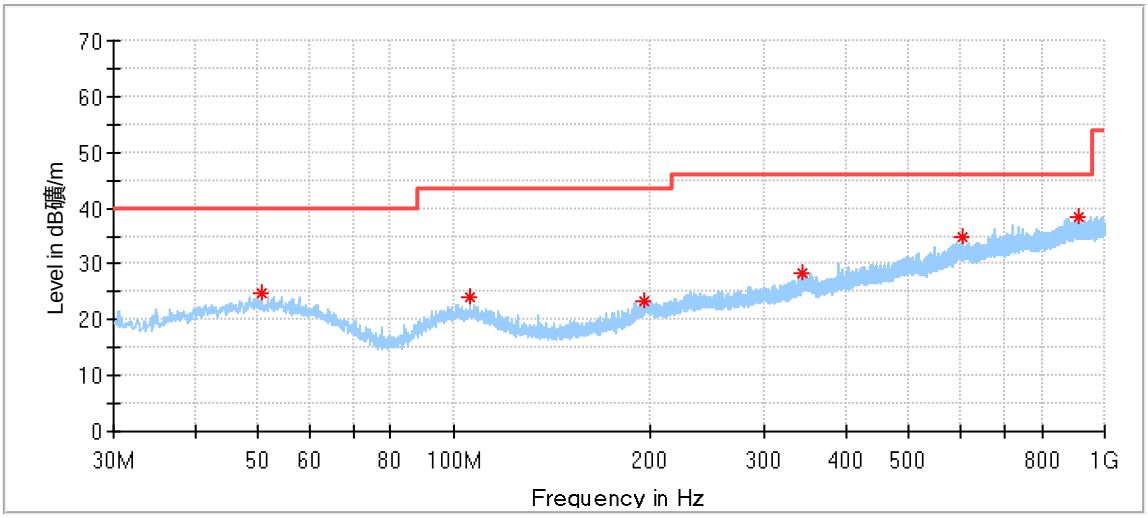

Critical_Freqs

Frequency (MHz)	MaxPeak (dBµV/m)	Limit (dBµV/m)	Margin (dB)	Height (cm)	Pol	Azimuth (deg)	Corr. (dB/m)
50.693333	24.62	40.00	15.38	200.0	H	0.0	17.98
105.983333	23.88	43.50	19.62	100.0	H	21.0	16.25
195.870000	23.45	43.50	20.05	100.0	H	245.0	16.57
344.226111	28.19	46.00	17.81	200.0	H	296.0	20.23
606.772778	34.78	46.00	11.22	200.0	H	261.0	25.34
908.981667	38.56	46.00	7.44	100.0	H	29.0	29.04

TÜV SÜD Certification and Testing (China) Co., Ltd. Shenzhen Branch
Building 12 & 13, Zhiheng Wisdomland Business Park, Guankou Erlu, Nantou, Nanshan District,
Shenzhen, Guangdong, China Tel. +86 755 8828 6998, Fax: +86 755 8828 5299

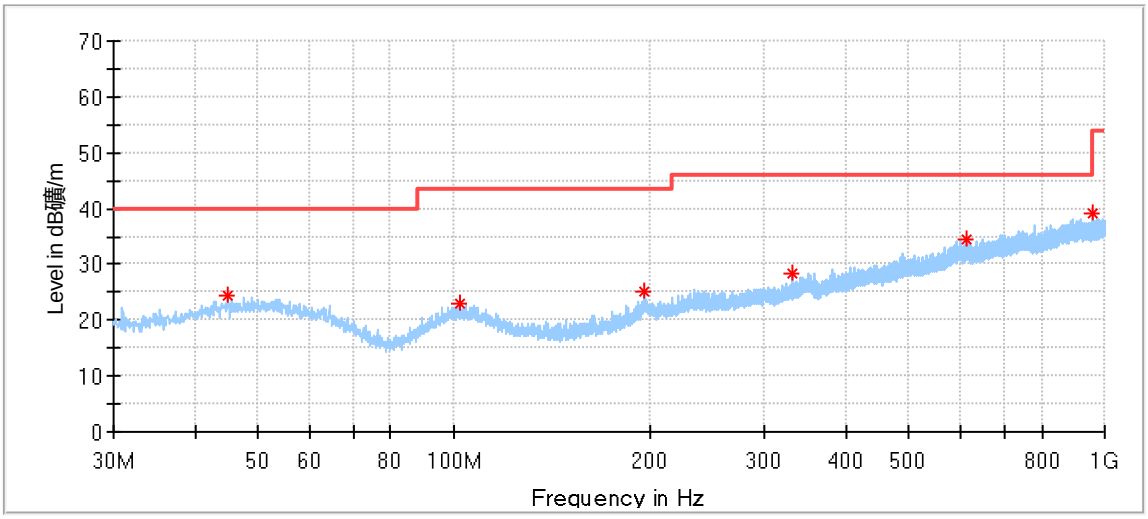

Critical_Freqs

Frequency (MHz)	MaxPeak (dBµV/m)	Limit (dBµV/m)	Margin (dB)	Height (cm)	Pol	Azimuth (deg)	Corr. (dB/m)
44.927222	24.26	40.00	15.74	100.0	V	63.0	17.65
102.157222	22.84	43.50	20.66	100.0	V	232.0	16.42
196.462778	25.13	43.50	18.37	100.0	V	232.0	16.61
331.885556*	28.20	46.00	17.81	200.0	V	325.0	19.52
611.353333*	34.58	46.00	11.42	100.0	V	274.0	25.35
956.080556	39.07	46.00	6.93	200.0	V	272.0	28.98

TÜV SÜD Certification and Testing (China) Co., Ltd. Shenzhen Branch
Building 12 & 13, Zhiheng Wisdomland Business Park, Guankou Erlu, Nantou, Nanshan District,
Shenzhen, Guangdong, China Tel. +86 755 8828 6998, Fax: +86 755 8828 5299

Emission above 1GHz

Transmitting mode 802.11g_2412MHz

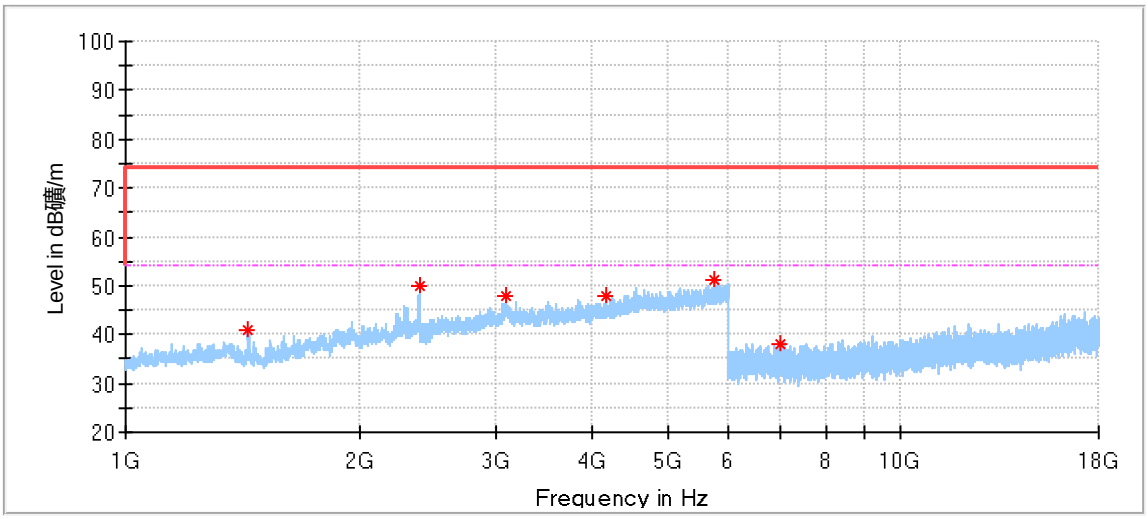

Critical_Freqs

Frequency (MHz)	MaxPeak (dBµV/m)	Limit (dBµV/m)	Margin (dB)	Height (cm)	Pol	Azimuth (deg)	Corr. (dB/m)
1439.500000*	40.84	74.00	33.16	150.0	H	56.0	-9.19
2392.000000	49.79	74.00	24.21	150.0	H	355.0	-2.48
3103.500000	48.07	74.00	25.93	150.0	H	224.0	1.46
4178.500000*	47.97	74.00	26.03	150.0	H	346.0	1.81
5741.500000	51.27	74.00	22.73	150.0	H	293.0	5.94
6986.500000	38.10	74.00	35.90	150.0	H	299.0	5.29

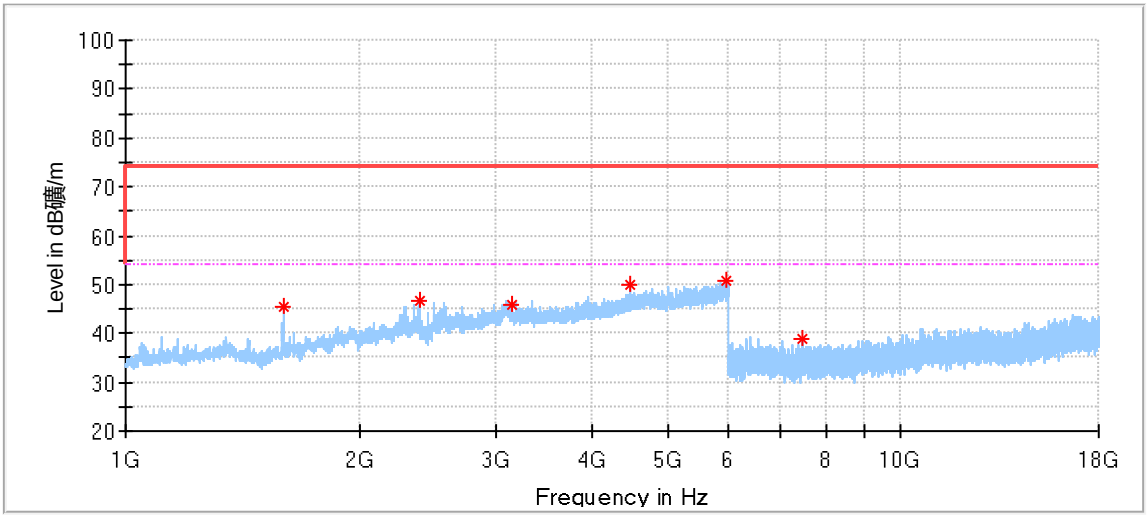

Critical_Freqs

Frequency (MHz)	MaxPeak (dBµV/m)	Limit (dBµV/m)	Margin (dB)	Height (cm)	Pol	Azimuth (deg)	Corr. (dB/m)
1598.000000*	45.49	74.00	28.51	150.0	V	359.0	-8.43
2390.000000*	46.64	74.00	27.36	150.0	V	345.0	-2.49
3147.500000	45.98	74.00	28.02	150.0	V	81.0	-0.27
4465.500000	49.84	74.00	24.16	150.0	V	163.0	3.37
5951.000000	50.64	74.00	23.36	150.0	V	0.0	6.97
7453.500000*	38.75	74.00	35.25	150.0	V	17.0	5.87

TÜV SÜD Certification and Testing (China) Co., Ltd. Shenzhen Branch
Building 12 & 13, Zhiheng Wisdomland Business Park, Guankou Erlu, Nantou, Nanshan District,
Shenzhen, Guangdong, China Tel. +86 755 8828 6998, Fax: +86 755 8828 5299

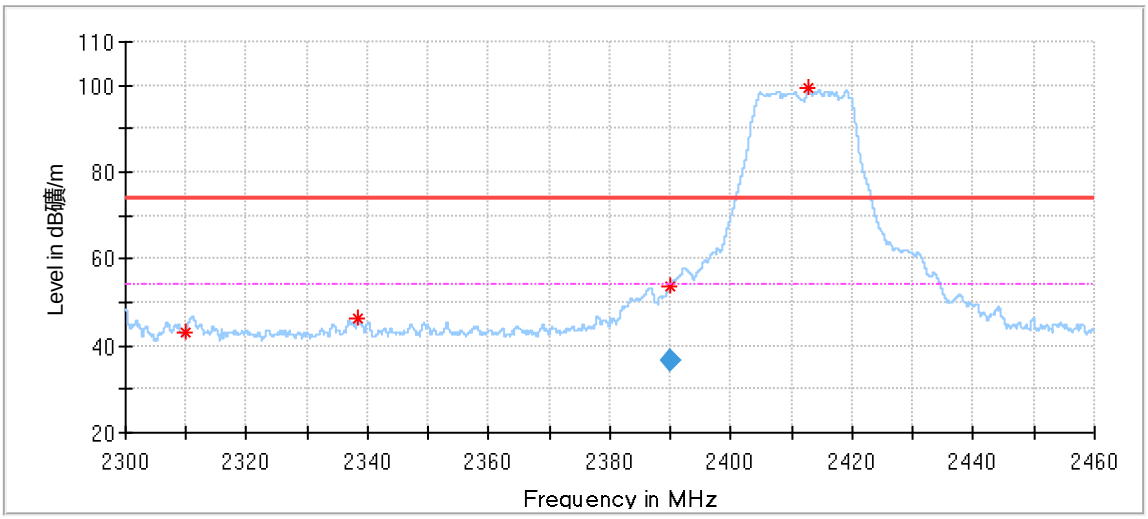

Critical_Freqs

Frequency (MHz)	MaxPeak (dBµV/m)	Limit (dBµV/m)	Margin (dB)	Height (cm)	Pol	Azimuth (deg)	Corr. (dB/m)
2310.000000*	43.12	74.00	30.88	150.0	H	0.0	-3.74
2338.464000*	46.27	74.00	27.73	150.0	H	93.0	-3.54
2390.000000*	53.70	74.00	20.30	150.0	H	250.0	-3.05
2412.720000	99.27	74.00	-25.27	150.0	H	250.0	-3.00

Final_Result

Frequency (MHz)	Average (dBµV/m)	Limit (dBµV/m)	Margin (dB)	Height (cm)	Pol	Azimuth (deg)	Corr. (dB/m)
2390.000000*	36.77	54.00	17.23	150.0	H	250.0	-3.05

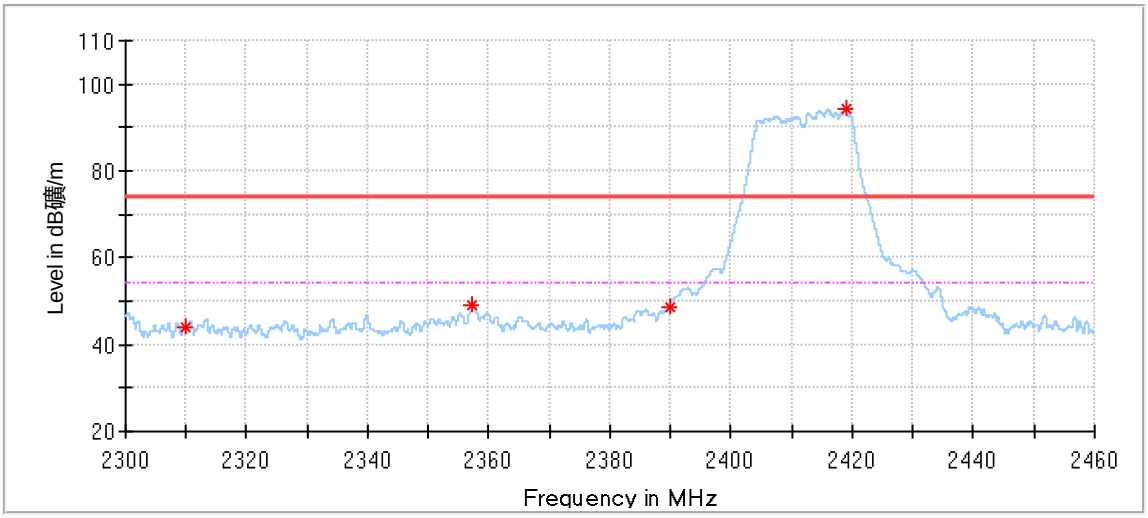

Critical_Freqs

Frequency (MHz)	MaxPeak (dBµV/m)	Limit (dBµV/m)	Margin (dB)	Height (cm)	Pol	Azimuth (deg)	Corr. (dB/m)
2310.000000*	43.95	74.00	30.05	150.0	V	192.0	-3.74
2357.264000*	49.11	74.00	24.89	150.0	V	46.0	-3.34
2390.000000*	48.76	74.00	25.24	150.0	V	181.0	-3.05
2418.976000	94.36	74.00	-20.36	150.0	V	181.0	-2.99

TÜV SÜD Certification and Testing (China) Co., Ltd. Shenzhen Branch
Building 12 & 13, Zhiheng Wisdomland Business Park, Guankou Erlu, Nantou, Nanshan District,
Shenzhen, Guangdong, China Tel. +86 755 8828 6998, Fax: +86 755 8828 5299

Transmitting mode 802.11g_2437MHz

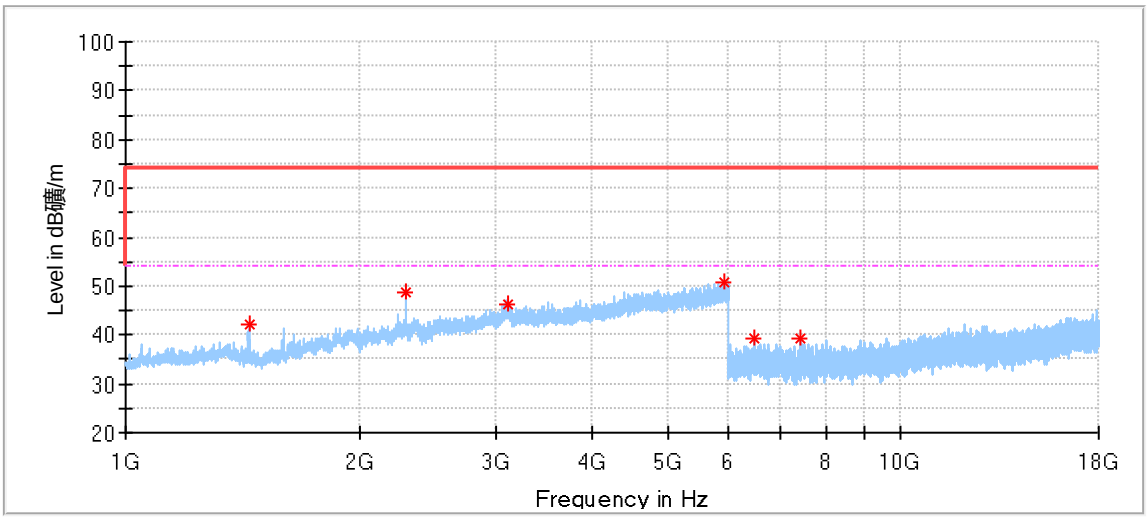

Critical_Freqs

Frequency (MHz)	MaxPeak (dBµV/m)	Limit (dBµV/m)	Margin (dB)	Height (cm)	Pol	Azimuth (deg)	Corr. (dB/m)
1442.500000*	41.97	74.00	32.03	150.0	H	40.0	-9.23
2297.000000*	48.61	74.00	25.39	150.0	H	358.0	-3.25
3117.000000	46.35	74.00	27.65	150.0	H	109.0	0.94
5907.500000	50.64	74.00	23.36	150.0	H	344.0	6.89
6459.500000	39.38	74.00	34.62	150.0	H	212.0	5.08
7433.000000*	39.18	74.00	34.82	150.0	H	100.0	5.83

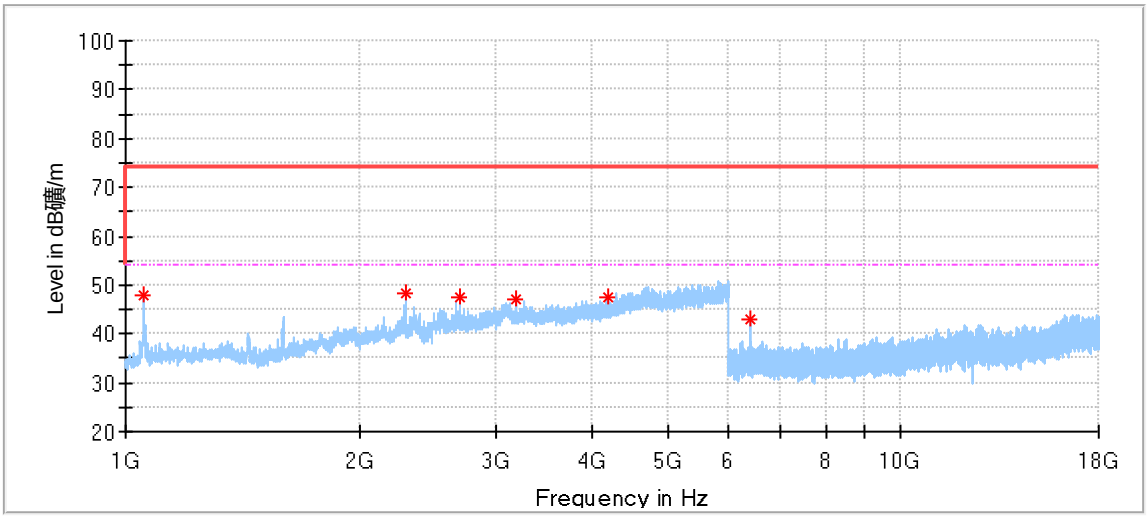

Critical_Freqs

Frequency (MHz)	MaxPeak (dBµV/m)	Limit (dBµV/m)	Margin (dB)	Height (cm)	Pol	Azimuth (deg)	Corr. (dB/m)
1055.500000*	47.74	74.00	26.26	150.0	V	300.0	-10.12
2294.500000*	48.32	74.00	25.68	150.0	V	177.0	-3.25
2695.500000*	47.42	74.00	26.58	150.0	V	0.0	-2.05
3192.000000	47.27	74.00	26.73	150.0	V	327.0	-0.36
4184.500000*	47.47	74.00	26.53	150.0	V	232.0	1.83
6381.500000	43.18	74.00	30.82	150.0	V	240.0	5.09

TÜV SÜD Certification and Testing (China) Co., Ltd. Shenzhen Branch
Building 12 & 13, Zhiheng Wisdomland Business Park, Guankou Erlu, Nantou, Nanshan District,
Shenzhen, Guangdong, China Tel. +86 755 8828 6998, Fax: +86 755 8828 5299

Transmitting mode 802.11g_2452MHz

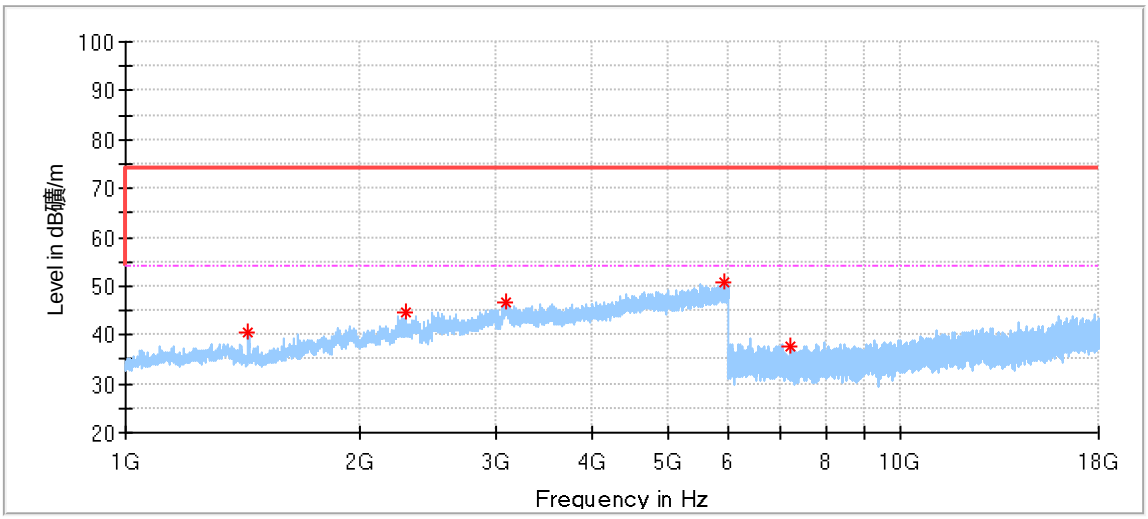

Critical_Freqs

Frequency (MHz)	MaxPeak (dBµV/m)	Limit (dBµV/m)	Margin (dB)	Height (cm)	Pol	Azimuth (deg)	Corr. (dB/m)
1439.500000*	40.36	74.00	33.64	150.0	H	54.0	-9.19
2295.000000*	44.72	74.00	29.28	150.0	H	0.0	-3.25
3100.000000	46.86	74.00	27.14	150.0	H	358.0	1.58
5925.500000	50.70	74.00	23.30	150.0	H	81.0	6.93
7223.500000	37.51	74.00	36.49	150.0	H	212.0	5.36

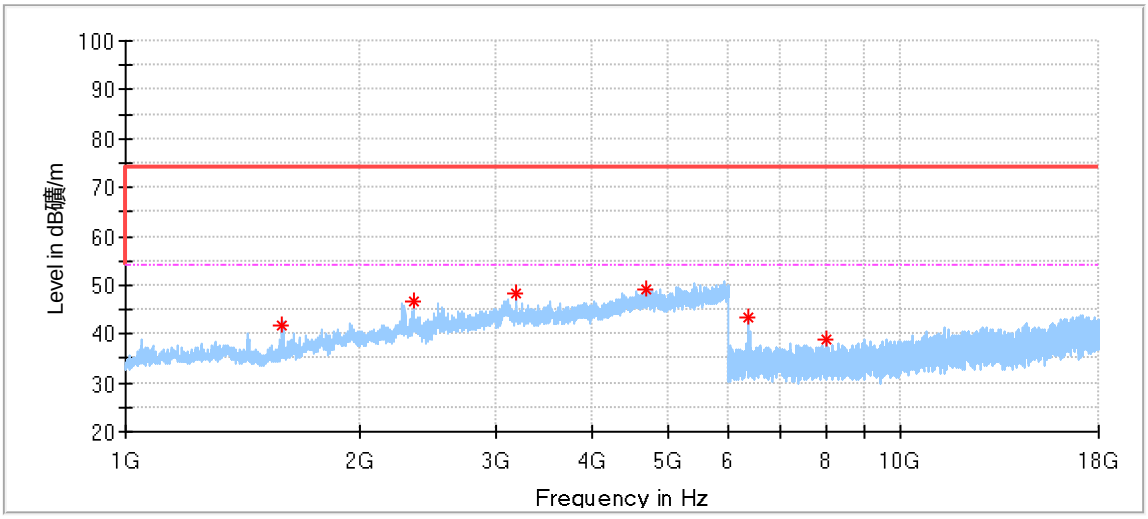

Critical_Freqs

Frequency (MHz)	MaxPeak (dBµV/m)	Limit (dBµV/m)	Margin (dB)	Height (cm)	Pol	Azimuth (deg)	Corr. (dB/m)
1594.500000*	41.80	74.00	32.20	150.0	V	358.0	-8.45
2352.000000*	46.75	74.00	27.25	150.0	V	27.0	-2.76
3191.000000	48.45	74.00	25.55	150.0	V	27.0	-0.36
4699.500000*	49.15	74.00	24.85	150.0	V	165.0	4.36
6375.000000	43.38	74.00	30.62	150.0	V	72.0	5.09
8023.500000	38.75	74.00	35.25	150.0	V	44.0	6.36

TÜV SÜD Certification and Testing (China) Co., Ltd. Shenzhen Branch
Building 12 & 13, Zhiheng Wisdomland Business Park, Guankou Erlu, Nantou, Nanshan District,
Shenzhen, Guangdong, China Tel. +86 755 8828 6998, Fax: +86 755 8828 5299

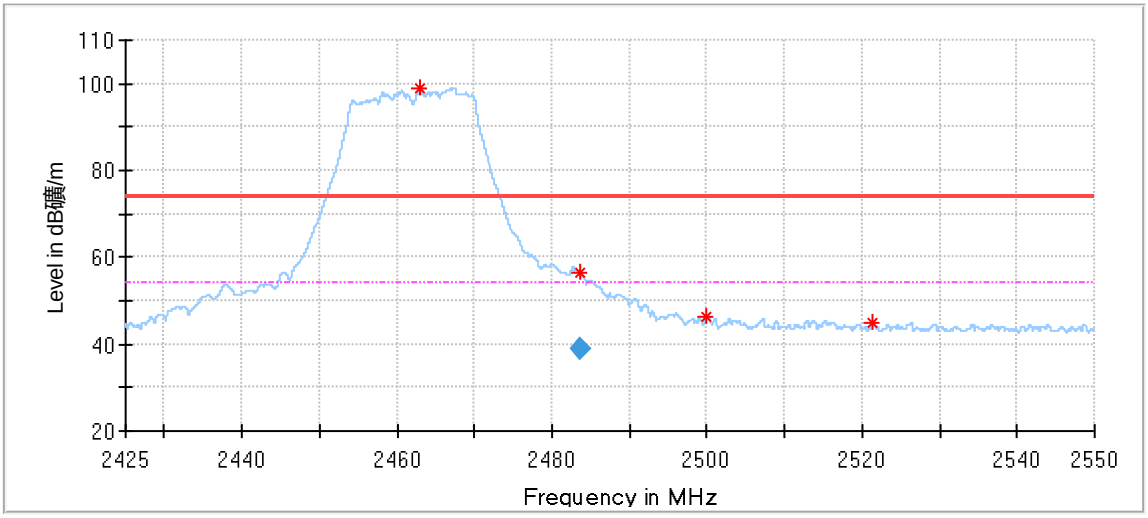

Critical_Freqs

Frequency (MHz)	MaxPeak (dBµV/m)	Limit (dBµV/m)	Margin (dB)	Height (cm)	Pol	Azimuth (deg)	Corr. (dB/m)
2463.062500	98.89	74.00	-24.89	150.0	H	202.0	-2.97
2483.500000*	56.29	74.00	17.71	150.0	H	258.0	-3.06
2500.000000*	46.31	74.00	27.69	150.0	H	258.0	-3.16
2521.287500	44.81	74.00	29.19	150.0	H	294.0	-3.10

Final_Result

Frequency (MHz)	Average (dBµV/m)	Limit (dBµV/m)	Margin (dB)	Height (cm)	Pol	Azimuth (deg)	Corr. (dB/m)
2483.500000*	38.72	54.00	15.28	150.0	H	258.0	-3.06

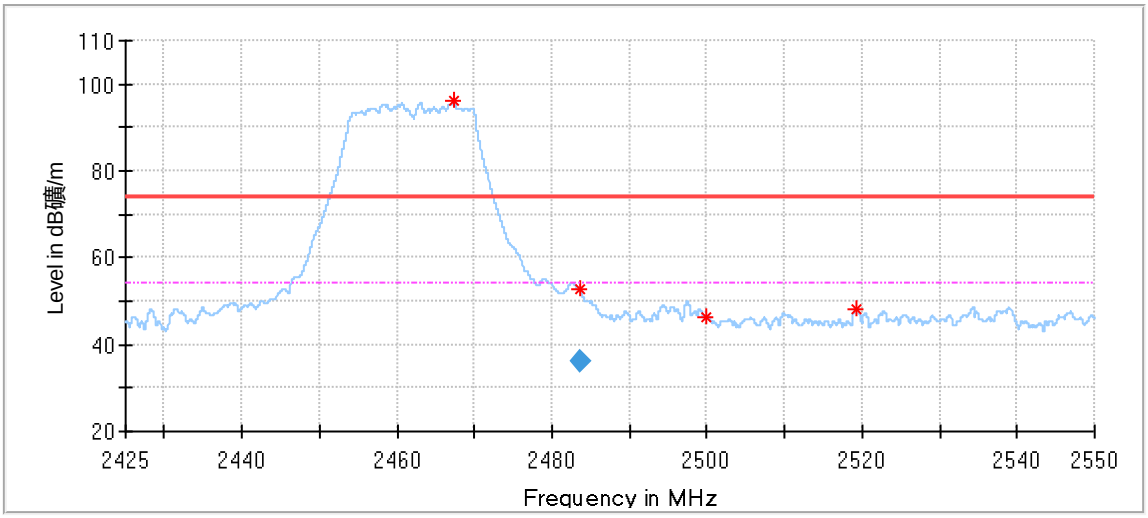

Critical_Freqs

Frequency (MHz)	MaxPeak (dBµV/m)	Limit (dBµV/m)	Margin (dB)	Height (cm)	Pol	Azimuth (deg)	Corr. (dB/m)
2467.350000	96.08	74.00	-22.08	150.0	V	120.0	-2.99
2483.500000*	52.60	74.00	21.40	150.0	V	120.0	-3.06
2500.000000*	46.26	74.00	27.74	150.0	V	157.0	-3.16
2519.250000	48.14	74.00	25.86	150.0	V	356.0	-3.10

Final_Result

Frequency (MHz)	Average (dBµV/m)	Limit (dBµV/m)	Margin (dB)	Height (cm)	Pol	Azimuth (deg)	Corr. (dB/m)
2483.500000*	36.22	54.00	17.78	150.0	V	120.0	-3.06

TÜV SÜD Certification and Testing (China) Co., Ltd. Shenzhen Branch
Building 12 & 13, Zhiheng Wisdomland Business Park, Guankou Erlu, Nantou, Nanshan District,
Shenzhen, Guangdong, China Tel. +86 755 8828 6998, Fax: +86 755 8828 5299

Remark:
(1) "*" means the emission(s) appear within the restrict bands shall follow the requirement of § 15.205 and RSS-Gen section 8.10.
(2) Data of measurement within frequency ranges 9kHz-30MHz and 18-26GHz are the noise floor or attenuated more than 20dB below the permissible limits or the field strength is too small to be measured, so test data does not present in this report,
(3) Level= Reading Level + Correction Factor
(4) Above 1GHz: Corrector factor = Antenna Factor + Cable Loss- Amplifier Gain
Below 1GHz: Corrector factor = Antenna Factor + Cable Loss
(The Reading Level is recorded by software which is not shown in the sheet)

TÜV SÜD Certification and Testing (China) Co., Ltd. Shenzhen Branch
Building 12 & 13, Zhiheng Wisdomland Business Park, Guankou Erlu, Nantou, Nanshan District,
Shenzhen, Guangdong, China Tel. +86 755 8828 6998, Fax: +86 755 8828 5299

10 Test Equipment List

Conducted Emission Test (AMN)(CSR #2)

DESCRIPTION	MANUFACTURER	MODEL NO.	EQUIPMENT ID	SERIAL NO.	CAL INTERVAL (YEAR)	CAL. DUE DATE
EMI Test Receiver	Rohde & Schwarz	ESR 3	68-4-74-19-002	102590	1	2025-5-13
LISN	Rohde & Schwarz	ENV216	68-4-87-19-001	102472	1	2025-5-12
LISN	Rohde & Schwarz	ENV4200	68-4-87-14-001	100249	1	2025-5-13
Attenuator	Shanghai Huaxiang	TS2-26-3	68-4-81-16-003	080928189	1	2025-5-11
Cable	OUQIAO	RG142	68-4-90-19-005-A20	----	----	----
Test software	Rohde & Schwarz	EMC32	68-4-90-19-005-A01	Version10.35.02	N/A	N/A
Shielding Room	TDK	CSR #2	68-4-90-19-005	----	3	2025-10-15

Radiated Emission Test (9kHz-30MHz) (SAC-3 #1)

DESCRIPTION	MANUFACTURER	MODEL NO.	EQUIPMENT ID	SERIAL NO.	CAL INTERVAL (YEAR)	CAL. DUE DATE
EMI Test Receiver	Rohde & Schwarz	ESR 7	68-4-74-19-001	102176	1	2025-5-13
Loop Antenna	Rohde & Schwarz	HFH2-Z2	68-4-80-14-006	100398	1	2025-7-24
Cable	HUBER-SUHNER	RG214	68-4-90-14-001-A21	----	----	----
3m Semi-anechoic chamber	TDK	SAC-3 #1	68-4-90-14-001	----	3	2026-10-25
Test software	Rohde & Schwarz	EMC32	68-4-90-14-001-A10	Version10.35.02	N/A	N/A

Radiated Emission Test (1GHz-18GHz) (SAC-3 #2)

DESCRIPTION	MANUFACTURER	MODEL NO.	EQUIPMENT ID	SERIAL NO.	CAL INTERVAL (YEAR)	CAL. DUE DATE
EMI Test Receiver	Rohde & Schwarz	ESR 26	68-4-74-14-002	101269	1	2025-5-13
Wave Guide Antenna	ETS	3117	68-4-80-19-001	00218954	1	2025-4-10
Pre-amplifier	Rohde & Schwarz	SCU 18F	68-4-29-19-001	100745	1	2025-5-11
Pre-amplifier	Rohde & Schwarz	SCU 18F	68-4-29-19-002	100746	1	2025-5-11
Cable	OUQIAO	18DLB5-NMNM-7000	68-4-90-19-006-A22	----	----	----
3m Semi-anechoic chamber	TDK	SAC-3 #2	68-4-90-19-006	----	3	2026-10-25
Test software	Rohde & Schwarz	EMC32	68-4-90-19-006-A01	Version10.35.02	N/A	N/A

Radiated Emission Test (18GHz-40GHz) (SAC-3 #2)

DESCRIPTION	MANUFACTURER	MODEL NO.	EQUIPMENT ID	SERIAL NO.	CAL INTERVAL (YEAR)	CAL. DUE DATE
EMI Test Receiver	Rohde & Schwarz	ESR 26	68-4-74-14-002	101269	1	2025-5-13
Sideband Horn Antenna	Q-PAR	QWH-SL-18-40-K-SG	68-4-80-14-008	12827	1	2025-7-2
Pre-amplifier	Rohde & Schwarz	SCU 40A	68-4-29-14-002	100432	1	2025-7-17

Cable	JUNFLON	MWX241	68-4-90-19-006-A21	----	----	----
3m Semi-anechoic chamber	TDK	SAC-3 #2	68-4-90-19-006	----	3	2026-10-25
Test software	Rohde & Schwarz	EMC32	68-4-90-19-006-A01	Version10.35.02	N/A	N/A

RF Test System

DESCRIPTION	MANUFACTURER	MODEL NO.	EQUIPMENT ID	SERIAL NO.	CAL INTERVAL (YEAR)	CAL. DUE DATE
Signal Analyzer	Rohde & Schwarz	FSV40	68-4-74-14-004	101030	1	2025-5-11
RF Meas. and Switch Matrix Unit	TST PASS	TSCB3023R2	68-4-93-23-001	2811685c	1	2025-5-11
Cable	JUNFLON	J12J103539	68-4-90-19-003-A20	----	----	----
Cable	JUNFLON	J12J103539	68-4-90-19-003-A21	----	----	----
Cable	JUNFLON	J12J103539	68-4-90-19-003-A22	----	----	----
Test software	TST PASS	TST PASS	68-4-93-23-001-A03	Version 2.0	N/A	N/A
Test software	Tonscend	JS1120-3	68-4-74-14-006-A13	Version 2.6.77.0518	N/A	N/A
Shielding Room	TDK	TS8997	68-4-90-19-003	----	3	2025-10-15

TÜV SÜD Certification and Testing (China) Co., Ltd. Shenzhen Branch
Building 12 & 13, Zhiheng Wisdomland Business Park, Guankou Erlu, Nantou, Nanshan District,
Shenzhen, Guangdong, China Tel. +86 755 8828 6998, Fax: +86 755 8828 5299

11 System Measurement Uncertainty

For a 95% confidence level, the measurement expanded uncertainties for defined systems, in accordance with the recommendations of ISO 17025 were:

System Measurement Uncertainty	
Test Items	Extended Uncertainty
Uncertainty for Conducted Emission in new shielding room (68-4-90-19-005) 150kHz-30MHz (for test using AMN ENV216)	3.15dB
Uncertainty for Radiated Emission in 3m chamber (68-4-90-14-001) 9kHz-30MHz	4.70dB
Uncertainty for Radiated Emission in new 3m chamber (68-4-90-19-006) 30MHz-1000MHz	Horizontal: 4.63dB; Vertical: 4.78dB
Uncertainty for Radiated Emission in new 3m chamber (68-4-90-19-006) 1000MHz-18000MHz	Horizontal: 5.38dB; Vertical: 5.38dB
Uncertainty for Radiated Emission in new 3m chamber (68-4-90-19-006) 18GHz-40GHz	5.29dB
Uncertainty for Conducted RF test with TS 8997	RF Power Conducted: 1.31dB Frequency test involved: 0.6×10^{-8} or 1%

Measurement Uncertainty Decision Rule:
Determination of conformity with the specification limits is based on the decision rule according to IEC Guide 115: 2023, clause 4.3.3 and 4.3.4.

--- END OF REPORT---

TÜV SÜD Certification and Testing (China) Co., Ltd. Shenzhen Branch
Building 12 & 13, Zhiheng Wisdomland Business Park, Guankou Erlu, Nantou, Nanshan District, Shenzhen, Guangdong, China Tel. +86 755 8828 6998, Fax: +86 755 8828 5299