The company reserves the right to improve the products and instructions. In the event of any change without notice, the appearance of the products shall be subject to the real object. This volume has been carefully checked, but it cannot be ruled out that there may be printing errors, omissions or misunderstandings in the content. Please understand that the company reserves the right of interpretation.
♻ Improper disposal of waste will cause environmental pollution.

Operating Instructions

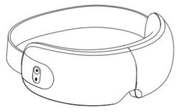

Eye Massager

Catalogue

Safety precautions ---------- 1
Part names and functions ---------- 3
Product structure ---------- 3
Control panel ---------- 4
Usage method ---------- 5
Charging ---------- 6
Maintenance and collection ---------- 7
Precautions for product abandonment ---------- 8
Fault isolation ---------- 9
Technical parameters ---------- 10

Thank you for purchasing this product - please read this manual carefully before using, and pay special attention to safety precautions to ensure correct operation and use. Please keep this manual properly for future reference.

technische Parameter 10

Product name: Eye Massager

Product number:FJ235A

Rated voltage: 5V

Rated power: 5w

Product frequency: 50,60HZ

Safety precautions 1

- Children or people with disabilities need special supervision before using this product.
- In the event of any abnormality in your body or feeling during use, please s top using it immediately and consult a doctor.
- Do not use this product's charger or charging line if they are damaged.
- Before charging, please ensure that the charger and product's charging jack are dry.
- Do not charge the product or charger when it may be submerged in water.
- Do not use other therapeutic instruments while using this machine.
- Do not use it for therapeutic purposes.
- This product can only be used by one person. Do not use it by two or more people at the same time.
- Do not use this product when you are intoxicated or physically ill.
- It is recommended to use it for 15 minutes at a time.
- Please do not drag the product on the ground or pull the power cord when moving the product, so the product is not damaged.
- People with any type of eye disease symptoms cannot use it. Patients with major eye diseases such as eye surgery, glaucoma, cataract and retinal detachment are prohibited from using it.
- Do not use it for people with trauma around the eyes and those who need quiet rest.
- Do not use medical electronic instruments such as cardiac pacemakers.
- Patients with malignant tumors, heart disease and severe hypertension should be used with caution. (This needs to be supervised by normal person.)
- The product has a heating surface, so people who are not sensitive to heat must pay attention to it when using it.

Safety precautions 2

Angelegenheiten, die Aufmerksamkeit erfordern 2

- Please do not use it if the body temperature is above 38 degrees (fever period).
- When using, please tilt your head slightly, so that the massager can be worn better.
- Do not disassemble the internal components of the product without permission to avoid the possibility of machine failure.
- In addition to the repair technicians designated by the company, the products must not be disassembled, repaired or modified. If you have any questions, please contact us at the time.
- Do not use power sources other than the rated voltage to avoid fire or damage to the product.
- When unplugging the power cord, hold the plug of the power cord instead of the wire.
- Do not bend, pull, twist or tie the power cord. It may cause damage.
- When the USB charging power cord is damaged, do not disassemble and replace it without permission. Contact our company or qualified professionals to replace and repair it.
- Please use the complimentary data cable and the self-matching 5V/1A adapter.

Fehlerbehebung 9

Problems	Possible cause	Solutions
Unable to switch on	Doesn't switch on	Switch on
	The battery has run out of charge	charging
	The time setting is off	Re switch on
Unable to charge	The plug is not plugged in properly	Plugging it in properly
The indicator light is dim or flashing	The battery is low	Please charge
The air pressure is too low		

- If there are other abnormal phenomena, please contact the after-sales service. Do not disassemble it by yourself.

Precautions for product abandonment 7

Please use rechargeable lithium-ion batteries.

DANGER	The battery used in this product is a special rechargeable battery, which cannot be used in other products. Do not charge the rechargeable battery that has been taken out. ● Please do not throw it into the fire to overheat it ● Do not pierce with nails, impact by gravity or carry out disassembly and transformation ● Do not connect the positive and negative poles of the battery directly with metal ● Do not store it with necklace, hairpin, etc ● Do not charge, use or place it near the stove, under the hot sun and other high-temperature places. The above situations can cause heating, fire, rupture and other phenomena.
WARNING	Please put the removed rechargeable battery out of the reach of infants and young children to prevent it from being swallowed by mistake. ● If swallowed by mistake, please seek medical advice immediately ● When the battery liquid leaks, do not touch the liquid with your bare hands, and handle it according to the following methods. ● When the battery liquid enters the eyes, there is a risk of blindness. Do not rub the eyes directly with your hands. Wash them immediately with clean water and seek medical treatment. If the battery liquid touches the skin or clothes, it may cause skin inflammation or injury. Please rinse with clean water. If you still feel unwell, you need to see a doctor immediately. ● Only the product itself can be disassembled when it is discarded. If it is not observed, it may lead to fire, electric shock, injury and other accidents. If it needs to be disassembled and the product (equipment), please consult your original purchase shop that buys this product.

The lithium-ion battery used in this product is a valuable resource that can be recycled. Please give it to a professional organization that can recycle and regenerate rechargeable batteries when it is discarded after use.

Before discarding the appliance, the battery must be removed from the appliance. When removing the battery, the appliance must be powered off.
Batteries should be disposed of safely.

Battery removal steps:

1. Pry open the plastic shell on the key side with professional tools;
2. Cut the battery lead with scissors;
3. Remove the battery.

Part names and functions 3

Product structures

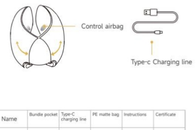

Name	Bundle pocket	Type-C charging line	PE matte bag	Instructions	Certificate
Number	1	1	×2	1	1

Control panel 4

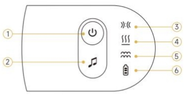

① Mode button (on/off) ③ Air pressure indicator
④ Temperature indicator
② Switch music button ⑤ Vibration indicator
⑥ Battery status indicator

Note: That the default working time of startup is 15 minutes, and it will be automatically power off when the time finishes. If you need to continue to use it, press the on / off mode button again.

Maintenance 6

- After using the product, if there is oil stain, please wipe it with a dry, soft cloth.
- If the product is particularly dirty, you can use a cotton ball or cotton cloth with water to gently wipe it on the leather case

Note: Do not wash this product with alcohol or corrosive liquid. When the product breaks down, please ask professional technicians to repair it. Do not disassemble the product by yourself.

Collection

- After using, please put the product in a safe place, put it into a bag, and put it in the packing box.
- Please do not place heavy objects on the product to avoid moisture and contamination.

Note: Do not expose this product to high temperature or steam. Do not give this product to children to play with.

Charging 6

- Rotate the product to the angle shown in the figure below to expose the type-C charging interface, and then insert the charging plug into the charging hole of the product.
- Plug the charger plug into a 100-240V ~, 50 / 60Hz power outlet.
- After the charger is powered on, the red light of the battery indicator is on.
- It takes about 3-5 hours to fully charge the battery, and the green light on the battery indicator light will illuminate after it is fully charged.

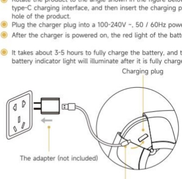

Note:
- The product cannot work while charging.
- Please use the native data cable and the self-matching 5V/1A charging adapter.
- Do not squeeze the power cord to avoid damage.

Usage method 5

Power button

1. Press and hold for 2 seconds to start / standby;
2. There are four modes, which can be switched by short pressing:
1) Eye protection mode: air pressure (moderate), vibration, hot compress on, air pressure, hot compress, vibration, battery function display light on, cyan light;
2) Eye protection mode: air pressure (moderate), hot compress on, air pressure, hot compress, battery function display light on, cyan light;
3) Sleeping mode: air pressure (gentle), hot compress on, air pressure, hot compress, battery function display light on, cyan light;
4) Warming eye mode: hot compress on, hot compress, battery function display light on, cyan light;
3. Hot compress is turned on by default when starting up and in any mode. Double click the power button to turn off the hot compress. Voice broadcast: "turn off hot compress", and the cyan light of hot compress will be turned off.
4. The default working time is 15 minutes, and then it will shut down automatically. If you need to continue using it, press the power button again.

Music button

1. Built-in music mode: short press the button to switch to the next song; double click to turn off/on music (double click the music button and the voice broadcast will "turn off music". Double click the music button again and the voice broadcast will "turn on music.")
2. Bluetooth music mode: long press to find a new Bluetooth device, disconnect the currently connected Bluetooth device, and find a new Bluetooth device; Long press again to automatically return to the built-in music; Short press to switch to the next song; double click to turn off/on music (double click the music button and the voice broadcast will "turn off music". Double click the music button again and the voice broadcast will "turn on music.")

Wearing method: Before wearing, please put the leather cover on the belt of both eyes and adjust the elastic belt to the most comfortable position.

Note: please put the product on your eyes and turn it on again to avoid airbag overpressure damage. Before using it, if you wear contact lenses, hair accessories and other items, please take them off.

This equipment has been tested and found to comply with the limits for a Class B digital device, pursuant to Part 15 of the FCC Rules. These limits are designed to provide reasonable protection against harmful interference in a residential installation. This equipment generates uses and can radiate radio frequency energy and, if not installed and used in accordance with the instructions, may cause harmful interference to radio communications. However, there is no guarantee that interference will not occur in a particular installation. If this equipment does cause harmful interference to radio or television reception, which can be determined by turning the equipment off and on, the user is encouraged to try to correct the interference by one or more of the following measures:

-- Reorient or relocate the receiving antenna.

-- Increase the separation between the equipment and receiver.

-- Connect the equipment into an outlet on a circuit different from that to which the receiver is connected.

-- Consult the dealer or an experienced radio/TV technician for help.

This device complies with part 15 of the FCC Rules. Operation is subject to the following two conditions: (1) This device may not cause harmful interference, and (2) this device must accept any interference received, including interference that may cause undesired operation.

Changes or modifications not expressly approved by the party responsible for compliance could void the user's authority to operate the equipment.

The device has been evaluated to meet general RF exposure requirement. The device can be used in portable exposure condition without restriction.