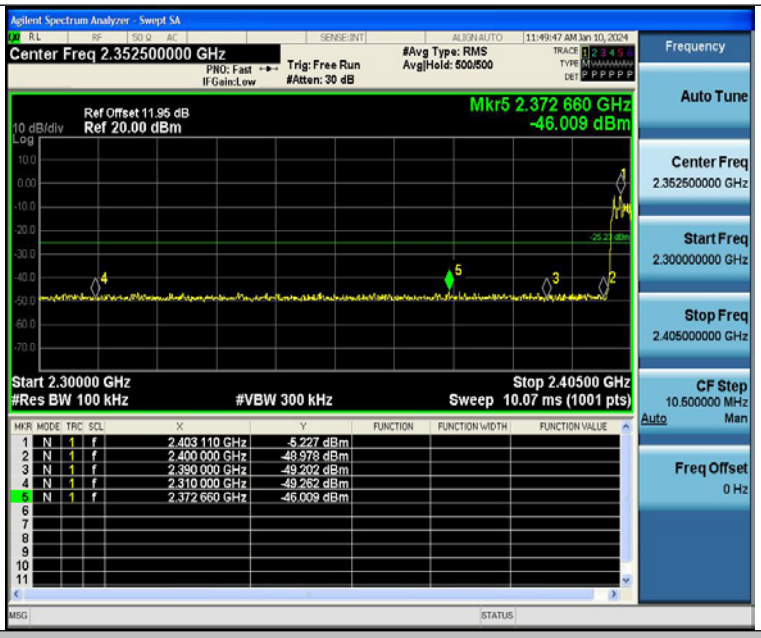

3DH5-Ant1-Hop_2402-PASS

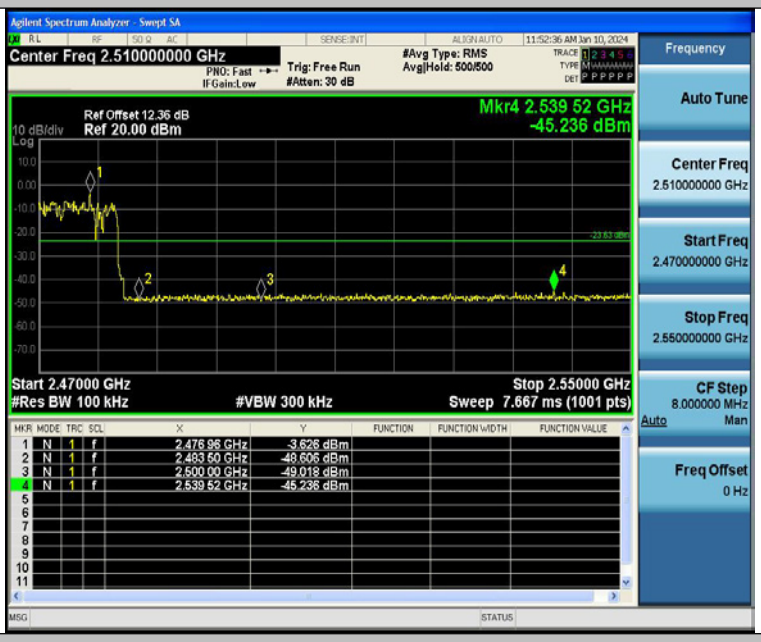

3DH5-Ant1-Hop_2480-PASS

Conducted Emission Method

Test Result

TestMode	Antenna	Frequency[MHz]	FreqRange [MHz]	RefLevel [dBm]	Result [dBm]	Limit [dBm]	Verdict
DH5	Ant1	2402	0~Reference	-5.22	-5.22	---	PASS
DH5	Ant1	2402	30~1000	-5.22	-49.42	≤-25.22	PASS
DH5	Ant1	2402	1000~26500	-5.22	-41.43	≤-25.22	PASS
DH5	Ant1	2441	0~Reference	-4.01	-4.01	---	PASS
DH5	Ant1	2441	30~1000	-4.01	-50.4	≤-24.01	PASS
DH5	Ant1	2441	1000~26500	-4.01	-41.02	≤-24.01	PASS
DH5	Ant1	2480	0~Reference	-3.69	-3.69	---	PASS
DH5	Ant1	2480	30~1000	-3.69	-46.41	≤-23.69	PASS
DH5	Ant1	2480	1000~26500	-3.69	-41.14	≤-23.69	PASS
2DH5	Ant1	2402	0~Reference	-4.72	-4.72	---	PASS
2DH5	Ant1	2402	30~1000	-4.72	-48.87	≤-24.72	PASS
2DH5	Ant1	2402	1000~26500	-4.72	-41.48	≤-24.72	PASS
2DH5	Ant1	2441	0~Reference	-3.94	-3.94	---	PASS
2DH5	Ant1	2441	30~1000	-3.94	-47.07	≤-23.94	PASS
2DH5	Ant1	2441	1000~26500	-3.94	-41.6	≤-23.94	PASS
2DH5	Ant1	2480	0~Reference	-6.06	-6.06	---	PASS
2DH5	Ant1	2480	30~1000	-6.06	-48.58	≤-26.06	PASS
2DH5	Ant1	2480	1000~26500	-6.06	-41.62	≤-26.06	PASS
3DH5	Ant1	2402	0~Reference	-4.88	-4.88	---	PASS
3DH5	Ant1	2402	30~1000	-4.88	-47.91	≤-24.88	PASS
3DH5	Ant1	2402	1000~26500	-4.88	-41.44	≤-24.88	PASS
3DH5	Ant1	2441	0~Reference	-7.27	-7.27	---	PASS
3DH5	Ant1	2441	30~1000	-7.27	-48.63	≤-27.27	PASS
3DH5	Ant1	2441	1000~26500	-7.27	-41.86	≤-27.27	PASS
3DH5	Ant1	2480	0~Reference	-3.71	-3.71	---	PASS
3DH5	Ant1	2480	30~1000	-3.71	-48.82	≤-23.71	PASS
3DH5	Ant1	2480	1000~26500	-3.71	-41.52	≤-23.71	PASS

Test Graphs

DH5-Ant1-2402-0~Reference-PASS

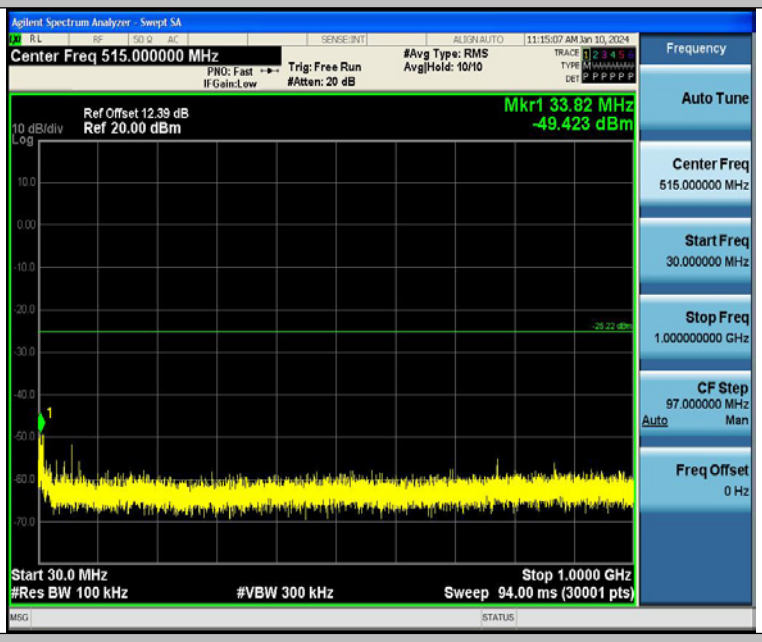

DH5-Ant1-2402-30~1000-PASS

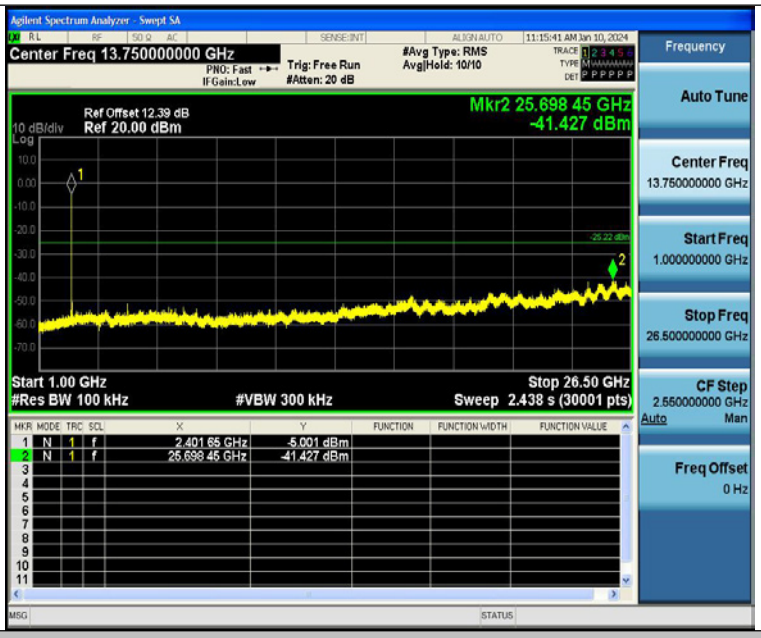

DH5-Ant1-2402-1000~26500-PASS

DH5-Ant1-2441-0~Reference-PASS

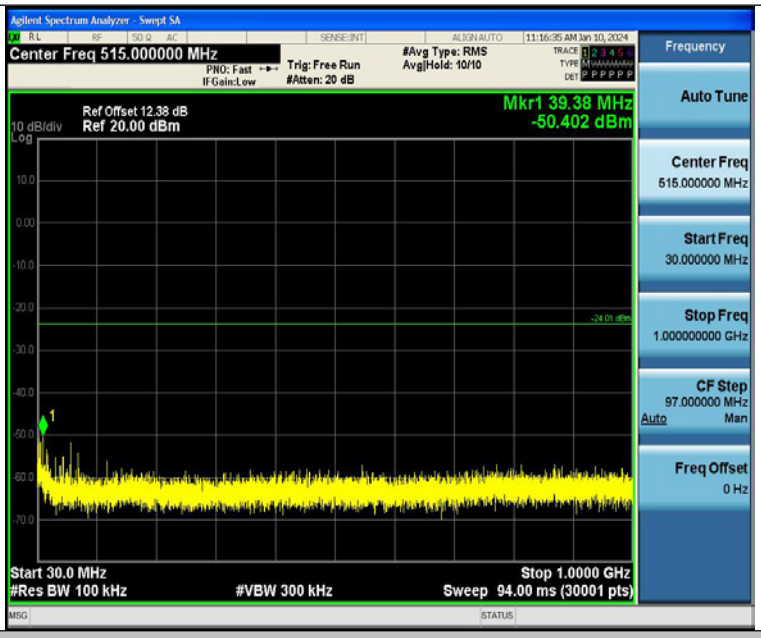

DH5-Ant1-2441-30~1000-PASS

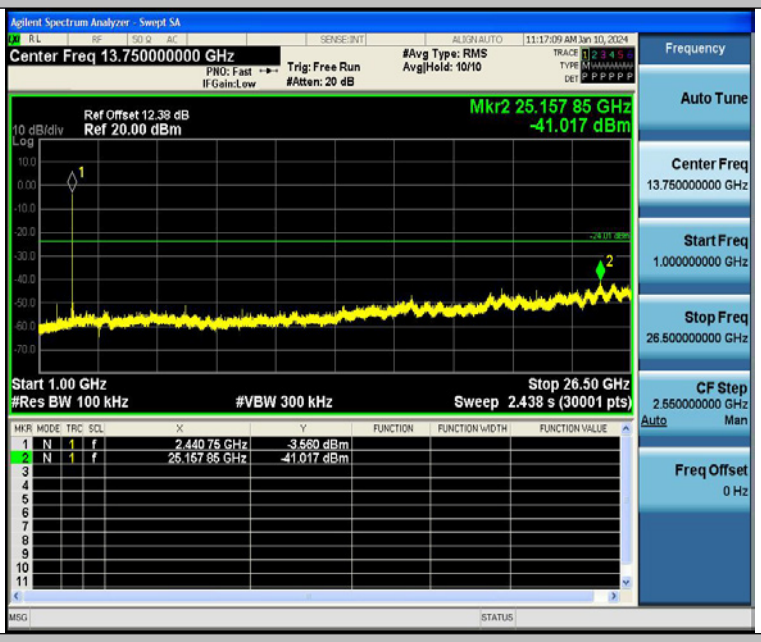

DH5-Ant1-2441-1000~26500-PASS

DH5-Ant1-2480-0~Reference-PASS

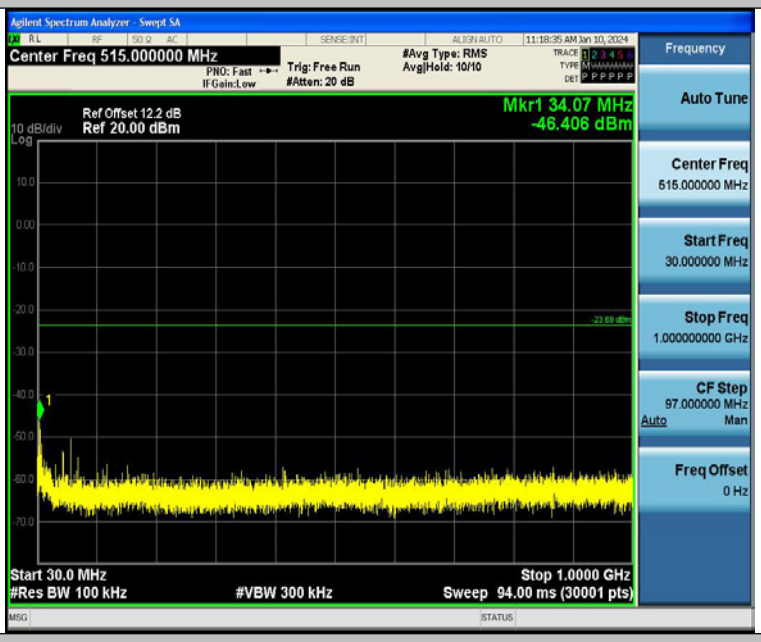

DH5-Ant1-2480-30~1000-PASS

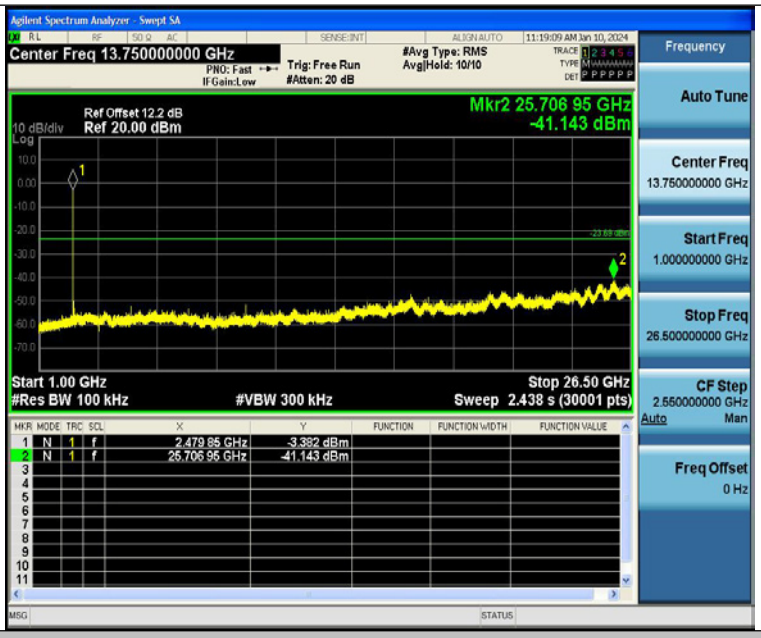

DH5-Ant1-2480-1000~26500-PASS

2DH5-Ant1-2402-0~Reference-PASS

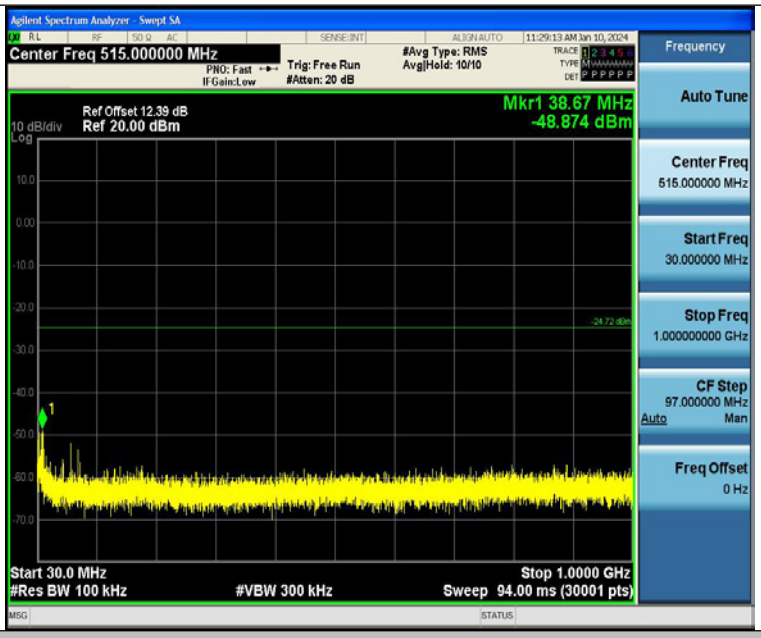

2DH5-Ant1-2402-30~1000-PASS

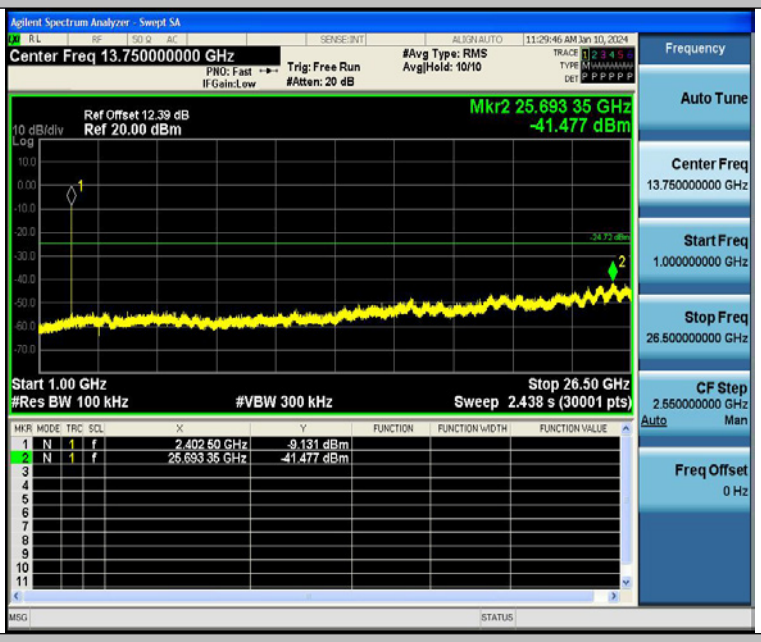

2DH5-Ant1-2402-1000~26500-PASS

2DH5-Ant1-2441-0~Reference-PASS

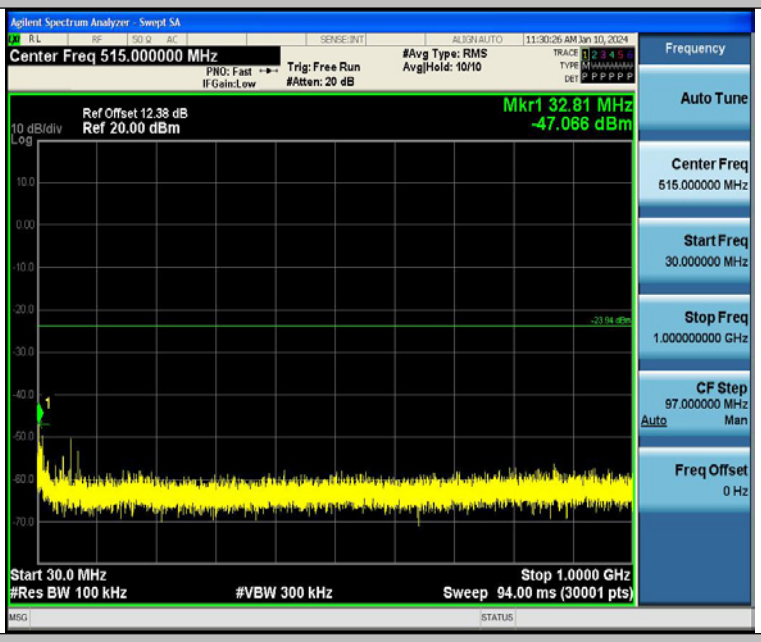

2DH5-Ant1-2441-30~1000-PASS

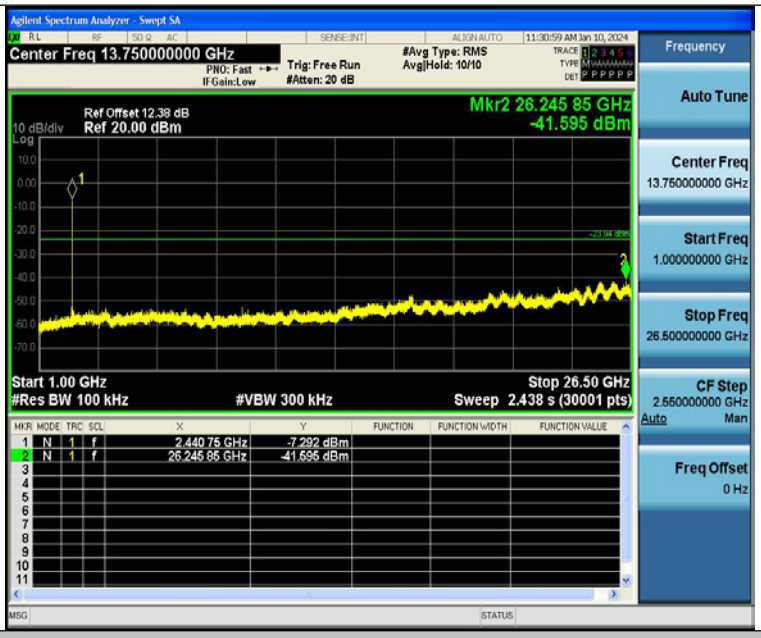

2DH5-Ant1-2441-1000~26500-PASS

2DH5-Ant1-2480-0~Reference-PASS

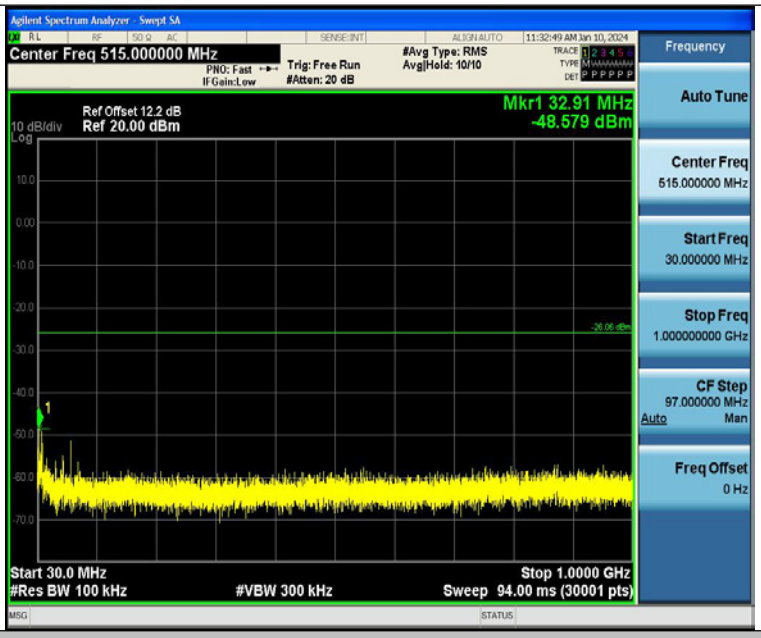

2DH5-Ant1-2480-30~1000-PASS

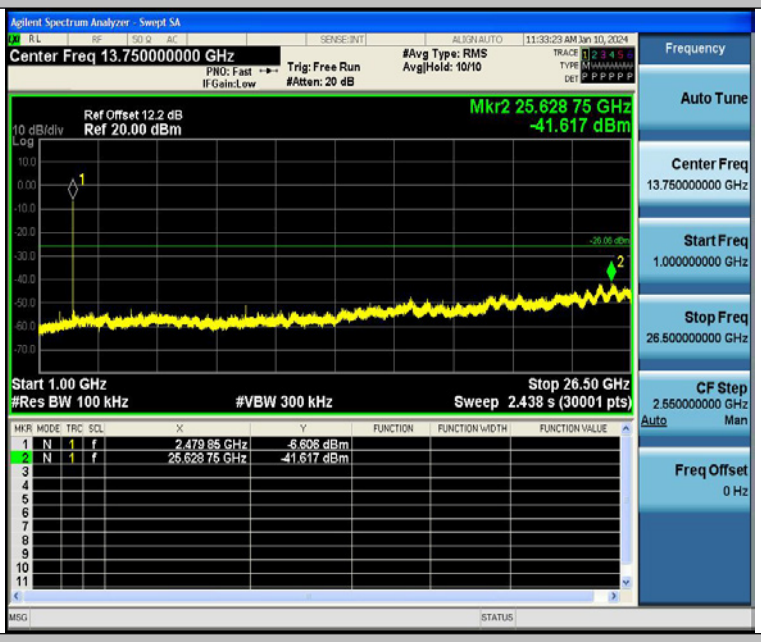

2DH5-Ant1-2480-1000~26500-PASS

3DH5-Ant1-2402-0~Reference-PASS

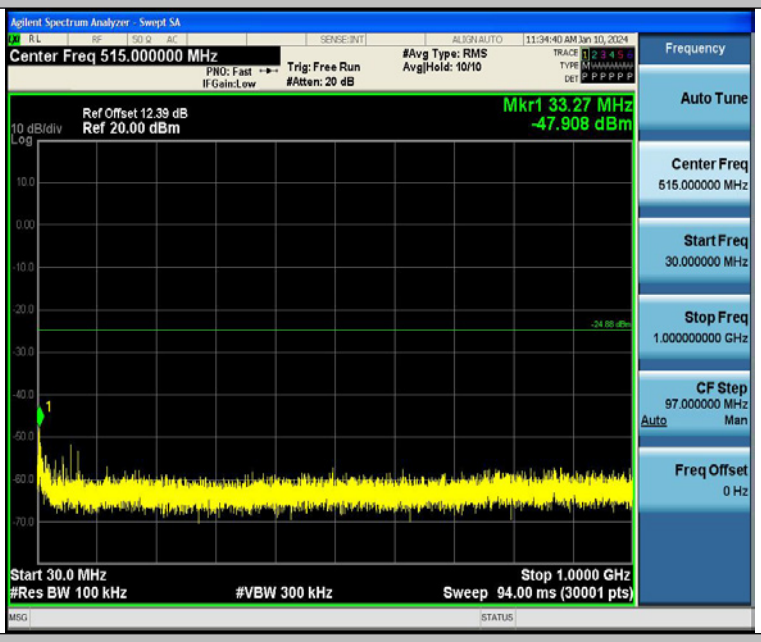

3DH5-Ant1-2402-30~1000-PASS

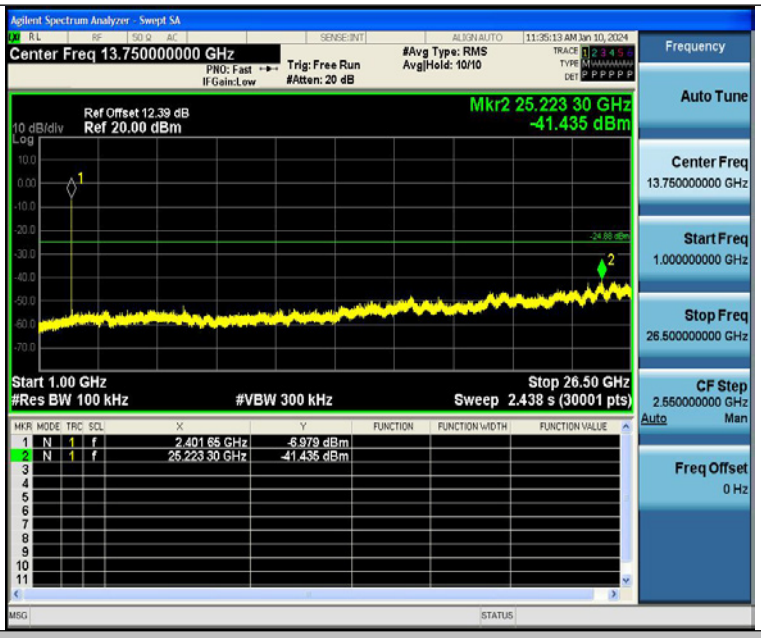

3DH5-Ant1-2402-1000~26500-PASS

3DH5-Ant1-2441-0~Reference-PASS

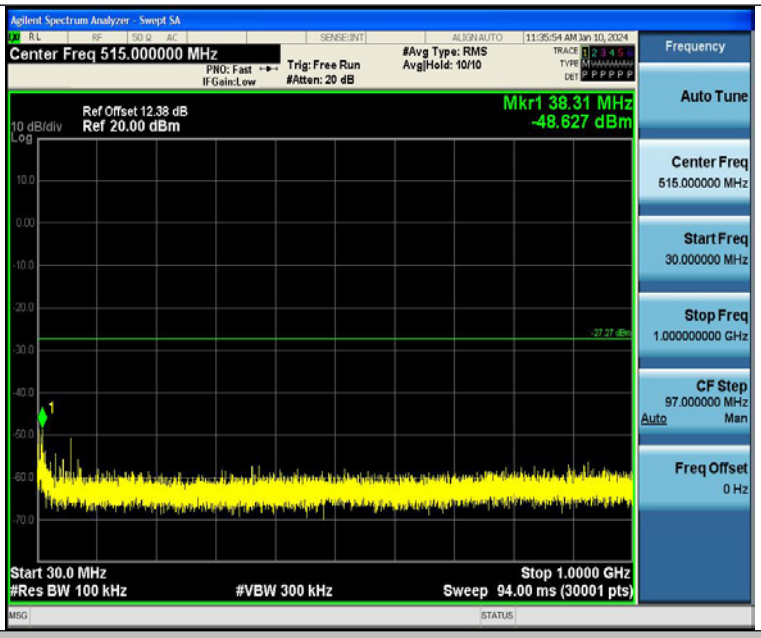

3DH5-Ant1-2441-30~1000-PASS

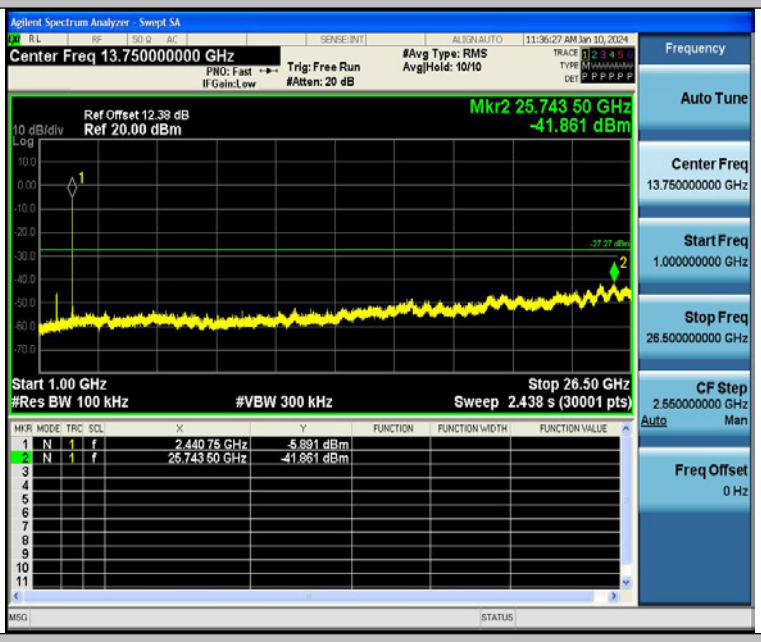

3DH5-Ant1-2441-1000~26500-PASS

3DH5-Ant1-2480-0~Reference-PASS

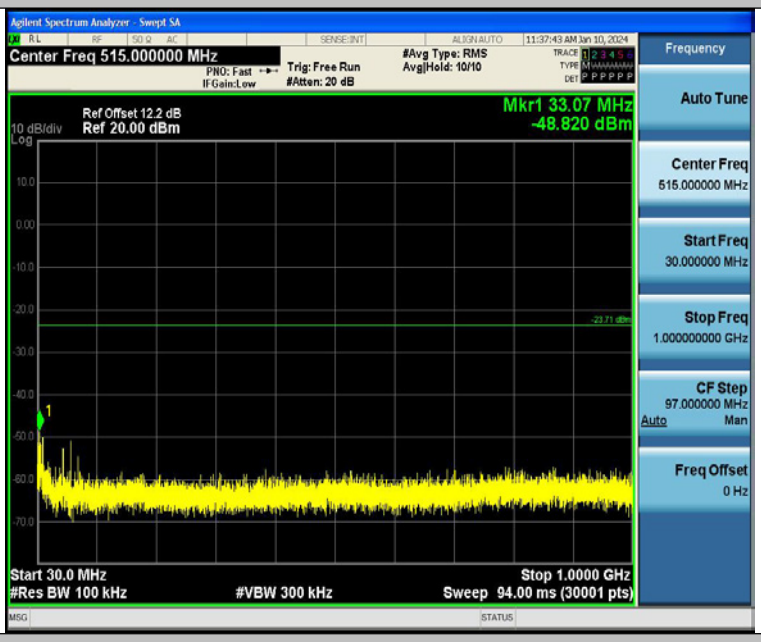

3DH5-Ant1-2480-30~1000-PASS

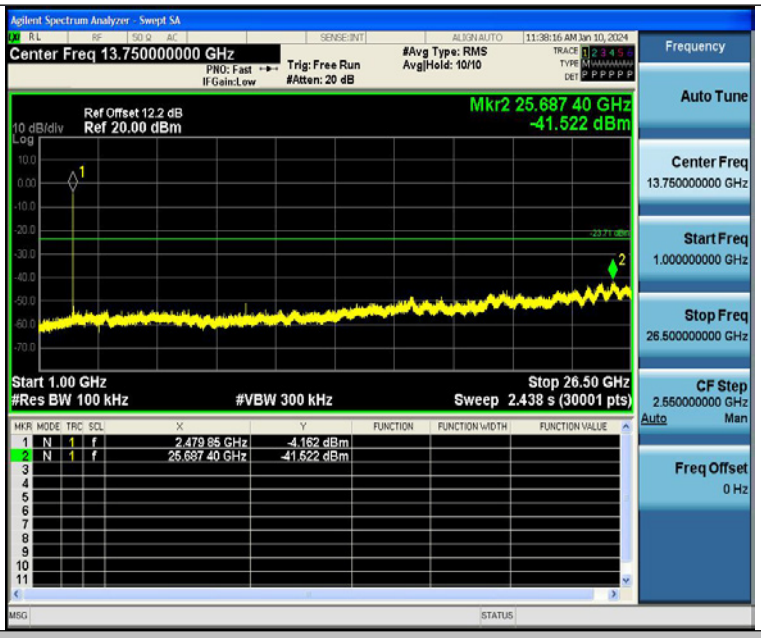

3DH5-Ant1-2480-1000~26500-PASS

14 Antenna Requirement

14.1 Test Standard and Requirement

Test Standard	FCC Part15 Section 15.203 /247(c)
Requirement	1) 15.203 requirement: An intentional radiator shall be designed to ensure that no antenna other than that furnished by the responsible party shall be used with the device. The use of a permanently attached antenna or of an antenna that uses a unique coupling to the intentional radiator, the manufacturer may design the unit so that a broken antenna can be replaced by the user, but the use of a standard antenna jack or electrical connector is prohibited. 2) 15.247(c) (1)(i) requirement: Systems operating in the 2400-2483.5 MHz band that is used exclusively for fixed. Point-to-point operations may employ transmitting antennas with directional gain greater than 6dBi provided the maximum conducted output power of the intentional radiator is reduced by 1 dB for every 3 dB that the directional gain of the antenna exceeds 6 dBi.

14.2 Antenna Connected Construction

The antenna is PCB Antenna which permanently attached, and the best case gain of the antenna is -0.05dBi. It complies with the standard requirement.

15 APPENDIX I -- TEST SETUP PHOTOGRAPH

Conducted Emissions

Radiated Emissions
From 30M-1GHz



Above 1GHz



16 APPENDIX II -- EUT PHOTOGRAPH





















********THE END REPORT********