TEST REPORT

Applicant:	Tescom Photoelectric Technology (Shenzhen) Co., Ltd.
Address:	Bld. 2b-1415, SKYWORTH Innovation Valley, Tangtou No. 1 Rd., Baoan Shenzhen, China
Equipment type:	Omnidirectional antenna
Description:	Nuvis® Wireless HD Camera System, Base station WIFI 2.4GHz antenna
Brand name:	HXAP24-2217-150B1-GTDZ
Test standard:	ANSI/IEEE Std 149-1979
Test date:	2023.12.01
Date of issue:	2023.12.15

ISSUED BY:

Shenzhen HX antenna Co., Ltd.

Tested by:	Checked by:	Approved by:
YuJ; Yuar	zhuangWF	jason

Shenzhen HX antenna Co., Ltd.
Add: Floor 2-5, Bd. C10, Xinan second industrial part, Gushu district, Shenzhen, China
Web: www.hxrf-antenna.com Tel: 0755-23205219 Email: yqh@hx-iot.com

Contents

1 GENERAL INFORMATION 3
1.1 Identification of the Testing Laboratory 3
1.2 Identification of the Responsible Testing Location 3
2. PRODUCT INFORMATION 4
2.1 Applicant Information 4
2.2 Manufacturer Information 4
2.3 Factory Information 4
2.4 General Description for Equipment 4
2.5 Ancillary Equipment 4
2.6 Technical Information 4
3 SUMMARY OF TEST RESULTS 5
3.1 Test Standards 5
3.2 Test Verdict 5
3.3 Test Uncertainty 5
4 GENERAL TEST CONFIGURATIONS 6
4.1 Test Condition 6
4.2 Test Equipment List 6
4.3 Test Setup 6
4.3.1 Antenna gain, efficiency and radiation pattern test setup 6
4.3.2 S11 parameter test setup 7
ANNEX A TEST RESULTS 8
A.1 Gain and Efficiency 8
ANNEX B RADIATION PATTERN 10
B.1 3D Pattern 10
B.2 1D Radiation Pattern 11
ANNEX C TEST SETUP PHOTO 12
ANNEX D EUT PHOTO 12
Statement 13

1 GENERAL INFORMATION

1.1 Identification of the Testing Laboratory

Company Name	Shenzhen HX antenna Co., Ltd.
Address	Floor 2-5, Bd. C10, Xinan second industrial part, Gushu district, Shenzhen, China
Phone Number	0755-23205219
Email	yqh@hx-iot.com
Web	www.hxrf-antenna.com

1.2 Identification of the Responsible Testing Location

Test Location	Shenzhen HX antenna Co., Ltd.
Address	Floor 2-5, Bd. C10, Xinan second industrial part, Gushu district, Shenzhen, China
Description	All measurement facilities used to collect the measurement data are located at Floor 2-5, Bd. C10, Xinan second industrial part, Gushu district, Shenzhen, China

2. PRODUCT INFORMATION

2.1 Applicant Information

Applicant	Tescom Photoelectric Technology (Shenzhen) Co., Ltd.
Address	Bld. 2B-1415, SKYWORTH Innovation Valley, Tangtou No. 1 Rd., Baoan Shenzhen, China
Contact person	Jiang wenlai
Telephone number	86-18926044268
Email	El3imaging@aol.com

2.2 Manufacturer Information

Manufacturer	Shenzhen HX antenna Co., Ltd.
Address	Floor 2-5, Bd. C10, Xinan second industrial part, Gushu district, Shenzhen, China
Phone Number	0755-23205219
Email	yqh@hx-iot.com
Web	www.hxrf-antenna.com

2.3 Factory Information

Factory	N/A
Address	N/A

2.4 General Description for Equipment

EUT name	Omnidirectional antenna
Model name under test	HXAP24-2217-150B1-GTDZ
Antenna Type	Omnidirectional antenna
Dimensions	L25*D20mm (wire length 150mm)

2.5 Ancillary Equipment

Not applicable

2.6 Technical Information

Frequency range	2200-2600 MHz

Test frequencies	2200-2600 MHz

3 SUMMARY OF TEST RESULTS

3.1 Test Standards

Report Section	Description	Remark
1	ANSI/IEEE Std 149-1979	IEEE Standard Test Procedures for Antennas

3.2 Test Verdict

No.	Idendity	Document Title
ANNEX A.1	Gain and Efficiency	IEEE Standard Test Procedures for Antennas

3.3 Test Uncertainty

The uncertainty is calculated using the methods suggested in the "Guide to the Expression of Uncertainty in Measurement" (GUM) published by ISO.

Item	Uncertainty
VSWR(S11)	1.5±0.5
Gain	6±2dB

4 GENERAL TEST CONFIGURATIONS

4.1 Test Condition

Environment Parameter	Selected Values During Tests			
	Ambient Pressure (KPa)	Temperature (℃)	Voltage	Relative Humidity (%)
Normal Temperature, Normal Voltage (NTNV)	100 to 102	19 to 25	N/A	45 to 55

4.2 Test Equipment List

Description	Manufacturer	Model	Serial No.	Cal. Date	Cal. Due
Single-probe test system	FEITUKEJI	6585			
ENA series network analyzers	Agilent Technologies	E5071B	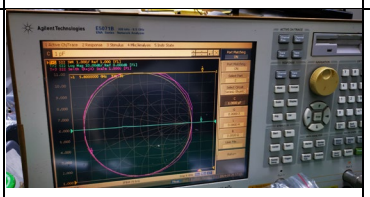		
Wideband radio communication tester	Rohde & Schwarz	CMW500			
Description					
Test Software					

4.3 Test Setup

4.3.1 Antenna gain, efficiency and radiation pattern test setup

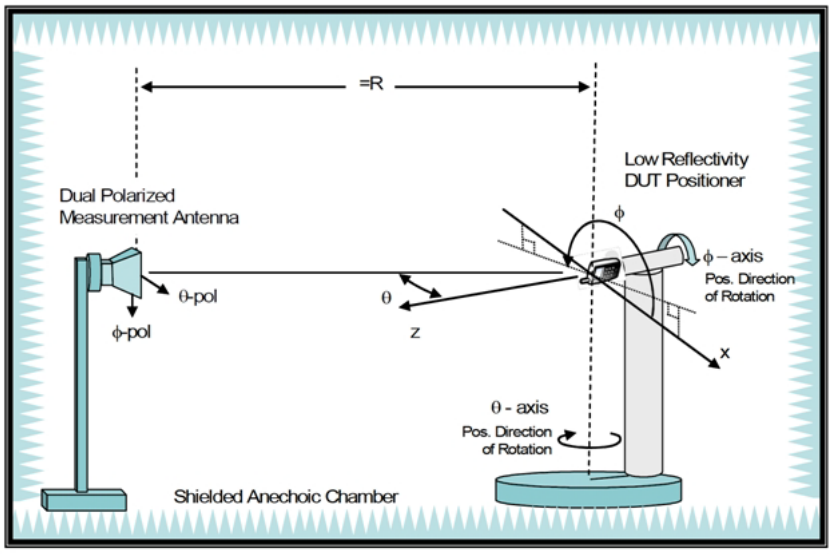

4.3.2 S11 parameter test setup

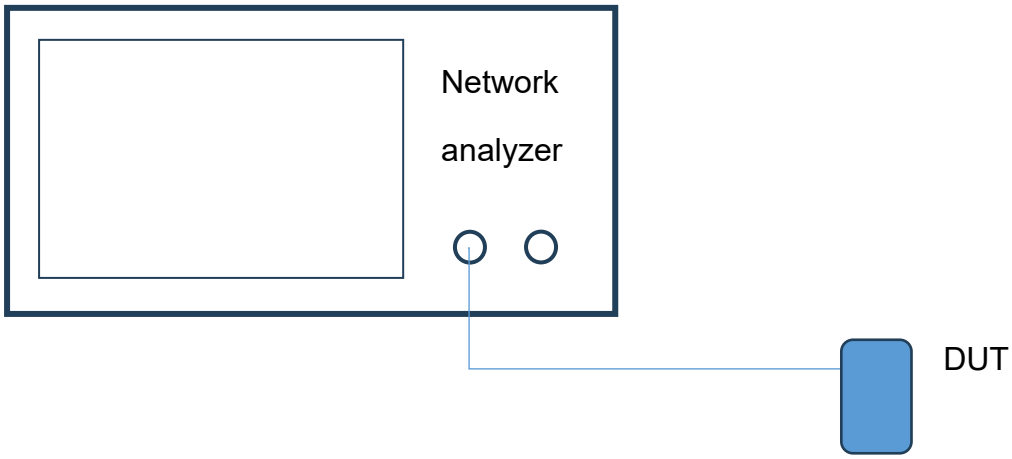

ANNEX A TEST RESULTS

A.1 Gain and Efficiency

Frequency (MHz)	Gain (dBi)	Efficiency (%)
2200	0.25	26.90
2205	0.39	27.51
2210	0.56	28.32
2215	0.65	28.96
2220	0.64	29.13
2225	0.56	29.50
2230	0.60	30.51
2235	0.52	30.91
2240	0.42	30.63
2245	0.30	30.85
2250	0.34	31.62
2255	0.40	31.66
2260	0.37	31.17
2265	0.34	30.71
2270	0.27	30.52
2275	0.21	30.74
2280	0.12	30.49
2285	-0.09	29.69
2290	-0.14	29.40
2295	-0.12	29.73
2300	-0.11	29.71
2305	-0.12	29.53
2310	-0.09	29.90
2315	0.01	30.39
2320	0.09	30.68
2325	0.13	30.80
2330	0.23	30.60
2335	0.27	30.61
2340	0.37	30.96
2345	0.44	30.74
2350	0.35	29.97
2355	0.41	29.92
2360	0.46	30.09
2365	0.38	29.70
2370	0.36	29.06

Frequency (MHz)	Gain (dBi)	Efficiency (%)
2405	0.75	29.65
2410	0.79	29.67
2415	0.69	29.26
2420	0.80	29.83
2425	0.94	30.65
2430	0.91	30.85
2435	0.78	30.45
2440	0.60	29.46
2445	0.54	28.85
2450	0.69	29.48
2455	0.78	29.88
2460	0.74	28.96
2465	0.80	29.03
2470	1.05	30.12
2475	1.15	30.36
2480	1.13	29.99
2485	1.25	30.47
2490	1.35	31.05
2495	1.52	31.75
2500	1.68	32.37
2505	1.64	31.96
2510	1.66	31.66
2515	1.89	32.71
2520	2.04	33.24
2525	2.01	32.34
2530	2.03	32.15
2535	2.19	33.21
2540	2.30	33.73
2545	2.30	33.70
2550	2.31	33.72
2555	2.35	34.05
2560	2.44	34.85
2565	2.58	35.80
2570	2.56	35.77
2575	2.60	36.02

2375	0.30	28.57
2380	0.26	28.47
2385	0.36	28.77
2390	0.45	28.93
2395	0.45	28.53
2400	0.56	28.81

2580	2.79	37.56
2585	2.85	38.08
2590	2.75	37.12
2595	2.77	37.13
2600	2.92	37.96

ANNEX B RADIATION PATTERN

B.1 3D Pattern

B1.1 3D Pattern for 2200MHz

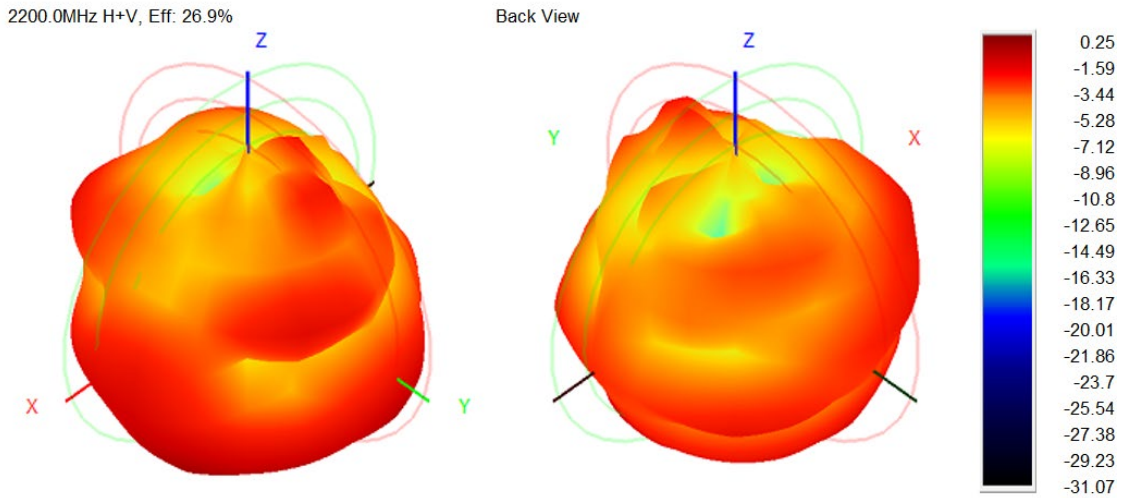

B1.2 3D Pattern for 2440MHz

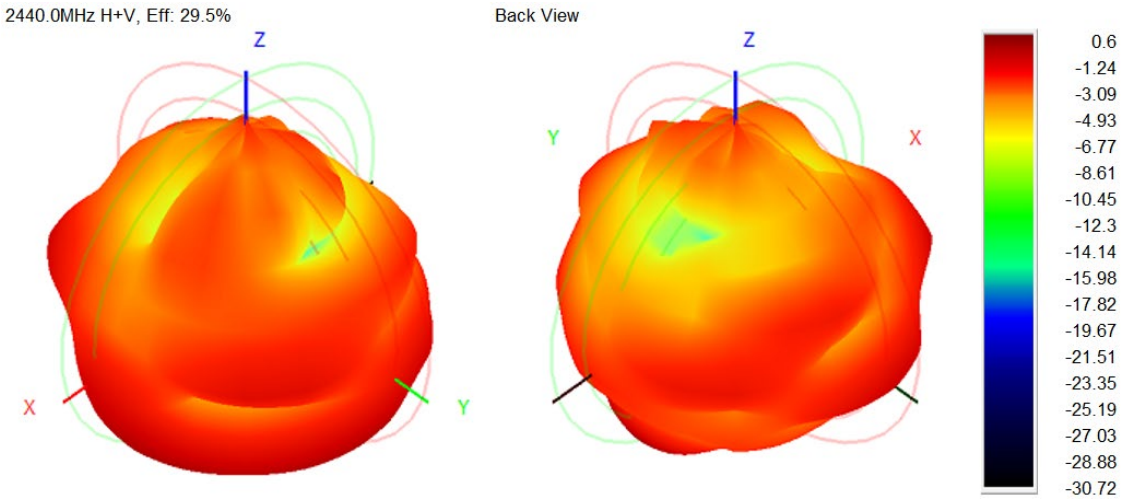

B1.3 3D Pattern for 2600MHz

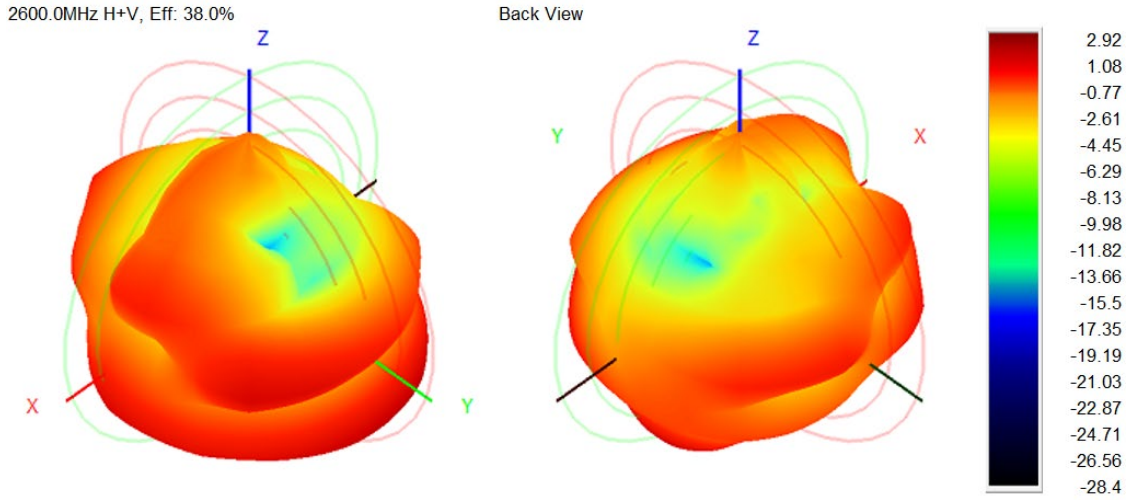

B.2 1D Radiation Pattern

B . 2.1 1D Radiation pattern

E1-XZ

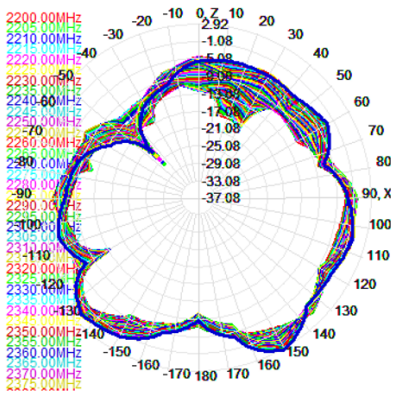

E2-YZ

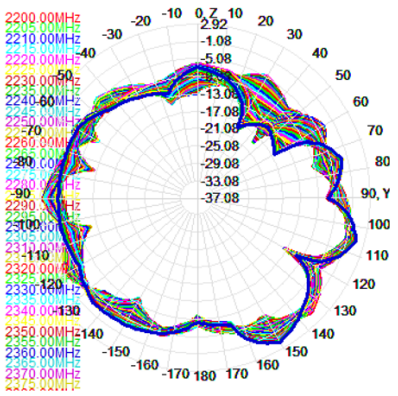

H-XY

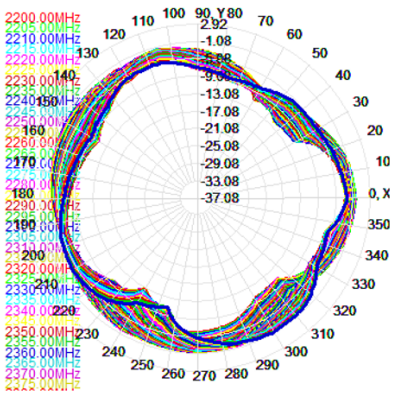

ANNEX C TEST SETUP PHOTO



ANNEX D EUT PHOTO



Statement

1) The laboratory guarantees the scientific, accuracy and impartiality of the test, and is responsible for all the information in the report, except the information provided by the customer. The customer is responsible for the impact of the information provided on the validity of the results.
2) The report without China inspection body and laboratory Mandatory Approval (CMA) mark has no effect of proving to the society.
3) For the report with CNAS mark or A2LA mark, the items marked with "☆" are not within the accredited scope.
4) This report is invalid if it is altered, without the signature of the testing and approval personnel, or without the “inspection and testing dedicated stamp” or test report stamp.
5) The test data and results are only valid for the tested samples provided by the customer.
6) This report shall not be partially reproduced without the written permission of the laboratory.
7) Any objection shall be raised to the laboratory within 30 days after receiving the report.

--END OF REPORT-