TEST REPORT

Reference No......	:	WTD24X01019434W002
FCC ID.....	:	2BEPN-M46Q
Applicant	:	WEWINS TECHNOLOGY LIMITED
Address	:	Room 1003, 10/F, Tower 1, Lippo Centre, 89 Queensway, Admiralty, Hong Kong
Manufacturer.....	:	The same as Applicant
Address	:	The same as Applicant
Product Name	:	5G Mifi
Model No......	:	M46Q
Standards	:	FCC Part 15.407
Date of Receipt sample	:	2024-01-24
Date of Test.....	:	2024-03-19 to 2024-04-15
Date of Issue	:	2024-04-15
Test Report Form No.	:	WTX_Part 15_407W
Test Result.....	:	**Pass**

Remarks:
The results shown in this test report refer only to the sample(s) tested, this test report cannot be reproduced, except in full, without prior written permission of the company. The report would be invalid without specific stamp of test institute and the signatures of approver.

Prepared By:

Waltek Testing Group (Shenzhen) Co., Ltd.
Address: 1/F., Room 101, Building 1, Hongwei Industrial Park, Liuxian 2nd Road,
Block 70 Bao'an District, Shenzhen, Guangdong, China
Tel.: +86-755-33663308 Fax.: +86-755-33663309 Email: sem@waltek.com.cn

Tested by:

Mike Shi

Approved by:

Jason Su

TABLE OF CONTENTS

1. GENERAL INFORMATION **4**
1.1 PRODUCT DESCRIPTION FOR EQUIPMENT UNDER TEST (EUT) 4
1.2 TEST STANDARDS 5
1.3 TEST METHODOLOGY 5
1.4 EUT OPERATING DURING TEST 5
1.5 TEST FACILITY 5
1.6 EUT SETUP AND TEST MODE 6
1.7 TEST EQUIPMENT LIST AND DETAILS 7
2. SUMMARY OF TEST RESULTS **8**
3.DYNAMIC FREQUENCY SELECTION (DFS) **9**
3.1 REQUIREMENT 9
3.2 RADAR TEST WAVEFORMS 11
3.3 CALIBRATION OF RADAR WAVEFORM 13
3.4 TEST PROCEDURE 21
3.5 TEST RESULTS 22
EXHIBIT 1 - TEST SETUP PHOTOGRAPHS **76**

Report version

Version No.	Date of issue	Description
Rev.00	2024-04-15	Original
/	/	/

1. GENERAL INFORMATION

1.1 Product Description for Equipment Under Test (EUT)

General Description of EUT	
Product Name:	5G Mifi
Trade Name:	/
Model No.:	M46Q
Adding Model(s):	/
Rated Voltage:	Adapter DC5V; Battery DC3.85V
Battery Capacity:	/
Power Adapter:	GQ15-050300-ZU Input:AC100-240v~50/60Hz 0.5A Output:DC5V3.0A
Battery Capacity:	/
Note: The test data is gathered from a production sample provided by the manufacturer.	

Technical Characteristics of EUT		
Support Standards:	802.11a, 802.11n-HT20/40, 802.11ac-VHT20/40/80, 802.11ax-HE20/40/80	
Frequency Range:	5260-5320MHz, 5500-5700MHz	
Max. RF Output Power:	Antenna 0: 19.93dBm (Conducted) Antenna 1: 19.87dBm (Conducted)	
Type of Modulation:	BPSK/QPSK/16QAM/64QAM/256QAM/1024QAM	
Operation Mode	☒Master	
	☐Client with radar detection	
	☐Client without radar detection	
Communication Mode	☒IP Based(Load Based)	☒Frame Based
Weather Band(5600~5650MHz)	☒With 5600~5650MHz	☐Without 5600~5650MHz
Type of Antenna:	FPC Antenna	
Antenna Gain:	Antenna 0: 2.69dBi Antenna 1: 5.4dBi	
Note The Antenna Gain is provided by the customer and can affect the validity of results.		

1.2 Test Standards

The tests were performed according to following standards:

FCC Rules Part 15.407: General technical requirements.
ANSI C63.10-2013: American National Standard for Testing Unlicensed Wireless Devices.
KDB905462 D02: Compliance Measurement Procedures for Unlicensed-National Information Infrastructure Devices Operating in the 5250-5350MHz And 5470-5725MHz Bands Incorporating Dynamic Frequency Selection.
KDB905462 D03: U-Nii Client Devices Without Radar Detection Capability.

Maintenance of compliance is the responsibility of the manufacturer. Any modification of the product, which result in lowering the emission, should be checked to ensure compliance has been maintained.

Maintenance of compliance is the responsibility of the manufacturer. Any modification of the product, which result in lowering the emission, should be checked to ensure compliance has been maintained.

1.3 Test Methodology

All measurements contained in this report were conducted with KDB 905462 D02 UNII DFS Compliance Procedures New Rules v02.

1.4 EUT Operating during test

EUT was programmed to be in continuously transmitting mode. During the test, EUT operation to normal function and programs under WIN XP were executed.

1.5 Test Facility

Address of the test laboratory
Laboratory: Waltek Testing Group (Shenzhen) Co., Ltd.
Address: 1/F., Room 101, Building 1, Hongwei Industrial Park, Liuxian 2nd Road, Block 70 Bao'an District, Shenzhen, Guangdong, China

FCC – Registration No.: 125990
Waltek Testing Group (Shenzhen) Co., Ltd. EMC Laboratory has been registered and fully described in a report filed with the FCC (Federal Communications Commission). The acceptance letter from the FCC is mai ntained in our files. The Designation Number is CN5010, and Test Firm Registration Number is 125990.

Industry Canada (IC) Registration No.: 11464A
The 3m Semi-anechoic chamber of Waltek Testing Group (Shenzhen) Co., Ltd. has been registered by Certification and Engineering Bureau of Industry Canada for radio equipment testing with Registration No.: 11464A and the CAB identifier is CN0057.

1.6 EUT Setup and Test Mode

The EUT in this application is a client device without radar detection capability and indicate the FCC identifier for the Master U-NII Device .During the test, the product works on the designated test channel and transmits normal data to the master.
Messages for communication between Master and Client Devices: 0101010101……..(Continuous cycle.)
The type of system architecture for the device in this application is IP based, more detailed description as follows:

Test Mode List		
Test Mode	Description	Remark
TM1	802.11ax-HE(80)	5290MHz
TM2	802.11ax-HE(80)	5530MHz

EUT Cable List and Details			
Cable Description	Length (m)	Shielded/Unshielded	With / Without Core
Type-C Cable	1.0	Shielded	Without Ferrite

Special Cable List and Details			
Cable Description	Length (m)	Shielded/Unshielded	With / Without Ferrite
/	/	/	/

Auxiliary Equipment List and Details			
Description	Manufacturer	Model	Serial Number
/	/	/	/

1.7 Test Equipment List and Details

Fixed asset Number	Description	Manufacturer	Model	Serial No.	Cal Date	Due. Date
WTXE1041A 1001	Communication Tester	Rohde & Schwarz	CMW500	148650	2024-02-24	2025-02-23
WTXE1022A 1002	GSM Tester	Rohde & Schwarz	CMU200	114403	2024-02-27	2025-02-26
WTXE1005A 1005	Spectrum Analyzer	Agilent	N9020A	US47140102	2024-03-19	2025-03-18
WTXE1084A 1001	Spectrum Analyzer	Agilent	N9020A	MY54320548	2024-02-24	2025-02-23
WTXE1044A 1001	Signal Generator	Agilent	83752A	3610A01453	2024-02-24	2025-02-23
WTXE1045A 1001	Vector Signal Generator	Agilent	N5182A	MY47070202	2024-02-24	2025-02-23
WTXE1018A 1001	Power Divider	Weinschel	1506A	PM204	2024-02-29	2025-02-28

2. SUMMARY OF TEST RESULTS

FCC Rules	Description of Test Item	Result
§15.407(h)	Non-occupancy period	Complied
§15.407(h)	Channel Availability Check Time	Complied
§15.407(h)	Channel Move Time	Complied
§15.407(h)	Channel Closing Transmission Time	Complied
§15.407(h)	U-NII Detection Bandwidth	Complied

N/A: Not applicable.

3.Dynamic Frequency Selection (DFS)

3.1 Requirement

Table 1: Applicability of DFS Requirements Prior to Use of a Channel

Requirement	Operational Mode		
	Master	Client Without Radar Detection	Client With Radar Detection
Non-Occupancy Period	Yes	Not required	Yes
DFS Detection Threshold	Yes	Not required	Yes
Channel Availability Check Time	Yes	Not required	Not required
U-NII Detection Bandwidth	Yes	Not required	Yes

Table 2: Applicability of DFS requirements during normal operation

Requirement	Operational Mode	
	Master Device or Client with Radar Detection	Client Without Radar Detection
DFS Detection Threshold	Yes	Not required
Channel Closing Transmission Time	Yes	Yes
Channel Move Time	Yes	Yes
U-NII Detection Bandwidth	Yes	Not required

Additional requirements for devices with multiple bandwidth	Master Device or Client with Radar Detection	Client Without Radar Detection
U-NII Detection Bandwidth and Statistical Performance Check	All BW modes must be tested	Not required
Channel Move Time and Channel Closing Transmission	Test using widest BW mode available	Test using the widest BW mode available for the link
All other tests	Any single BW mode	Not required
Note: Frequencies selected for statistical performance check (Section 7.8.4) should include several frequencies within the radar detection bandwidth and frequencies near the edge of the radar detection bandwidth. For 802.11 devices it is suggested to select frequencies in each of the bonded 20MHz channels and the channel center frequency.		

LIMIT

1. DFS Detection Thresholds

Table 3: DFS Detection Thresholds for Master Devices and Client Devices With Radar Detection

Maximum Transmit Power	Value (See Notes 1, 2, and 3)
EIRP ≥ 200 milliwatt	-64dBm
EIRP < 200 milliwatt and power spectral density < 10 dBm/MHz	-62dBm
EIRP < 200 milliwatt that do not meet the power spectral density requirement	-64dBm

Note 1: This is the level at the input of the receiver assuming a 0dBi receive antenna.
Note 2: Throughout these test procedures an additional 1dB has been added to the amplitude of the test transmission waveforms to account for variations in measurement equipment. This will ensure that the test signal is at or above the detection threshold level to trigger a DFS response.
Note3: EIRP is based on the highest antenna gain. For MIMO devices refer to KDB Publication 662911 D01.

2. DFS Response Requirements

Table 4: DFS Response Requirement Values

Paramenter	Value
Non-occupancy period	Minimum 30 minutes
Channel Availability Check Time	60 seconds
Channel Move Time	10 seconds See Note 1.
Channel Closing Transmission Time	200 milliseconds + an aggregate of 60 milliseconds over remaining 10 second period. See Notes 1 and 2.
U-NII Detection Bandwidth	Minimum 100% of the U-NII 99% transmission power bandwidth. See Note 3.

Note 1: Channel Move Time and the Channel Closing Transmission Time should be performed with Radar Type 0. The measurement timing begins at the end of the Radar Type 0 burst.
Note 2: The Channel Closing Transmission Time is comprised of 200 milliseconds starting at the beginning of the Channel Move Time plus any additional intermittent control signals required facilitating a Channel move (an aggregate of 60 milliseconds) during the remainder of the 10 second period. The aggregate duration of control signals will not count quiet periods in between transmissions.
Note 3: During the U-NII Detection Bandwidth detection test, radar type 0 should be used. For each frequency step the minimum percentage of detection is 90 percent. Measurements are performed with no data traffic.

3.2 RADAR TEST WAVEFORMS

This section provides the parameters for required test waveforms, minimum percentage of successful detections, and the minimum number of trials that must be used for determining DFS conformance. Step intervals of 0.1 microsecond for Pulse Width, 1 microsecond for PRI, 1 MHz for chirp width and 1 for the number of pulses will be utilized for the random determination of specific test waveforms.

Table 5 Short Pulse Radar Test Waveforms

Radar Type	Pulse Width (µsec)	PRI (µsec)	Number of Pulses	Minimum Percentage of Successful Detection	Minimum Number of Trials
0	1	1428	18	See Note 1	See Note 1
1	1	Test A: 15 unique PRI values randomly selected from the list of 23 PRI values in Table 5a	$\text{Roundup}\left\{\left(\frac{1}{360}\right)\cdot\left(\frac{19\cdot 10^6}{\text{PRI}_{\mu sec}}\right)\right\}$	60%	30
		Test B: 15 unique PRI values randomly selected within the range of 518-3066 µsec, with a minimum increment of 1 µsec, excluding PRI values selected in Test A			
2	1-5	150-230	23-29	60%	30
3	6-10	200-500	16-18	60%	30
4	11-20	200-500	12-16	60%	30
Aggregate (Radar Types 1-4)				80%	120
Note 1: Short Pulse Radar Type 0 should be used for the detection bandwidth test, channel move time, and channel closing time tests.					

A minimum of 30 unique waveforms are required for each of the Short Pulse Radar Types 2 through 4. If more than 30 waveforms are used for Short Pulse Radar Types 2 through 4, then each additional waveform must also be unique and not repeated from the previous waveforms. If more than 30 waveforms are used for Short Pulse Radar Type 1, then each additional waveform is generated with Test B and must also be unique and not repeated from the previous waveforms in Tests A or B.

For example if in Short Pulse Radar Type 1 Test B a PRI of 3066 μsec is selected, the number of pulses

$$\left\{\left(\frac{1}{360}\right)\cdot\left(\frac{19\cdot 10^{6}}{3066}\right)\right\}$$

would be Round up = Round up {17.2} = 18.

Table 5a - Pulse Repetition Intervals Values for Test A

Pulse Repetition Frequency Number	Pulse Repetition Frequency (Pulses Per Second)	Pulse Repetition Interval (Microseconds)
1	1930.5	518
2	1858.7	538
3	1792.1	558
4	1730.1	578
5	1672.2	598
6	1618.1	618
7	1567.4	638
8	1519.8	658
9	1474.9	678
10	1432.7	698
11	1392.8	718
12	1355	738
13	1319.3	758
14	1285.3	778
15	1253.1	798
16	1222.5	818
17	1193.3	838
18	1165.6	858
19	1139	878
20	1113.6	898
21	1089.3	918
22	1066.1	938
23	326.2	3066

Table 6 – Long Pulse Radar Test Waveform

Radar Type	Pulse Width (µsec)	Chirp Width (MHz)	PRI (µsec)	Number of Pulses per Burst	Number of Bursts	Minimum Percentage of Successful Detection	Minimum Number of Trials
5	50-100	5-20	1000-2000	1-3	8-20	80%	30

The parameters for this waveforms are randomly chosen. Thirty unique waveforms are required for the Long Pulse Radar Type waveforms. If more than 30 waveforms are used for the Long Pulse Radar Type wave forms, then each additional waveform must also be unique and not repeated from the previous waveforms.

Table 7 – Frequency Hopping Radar Test Waveform

Radar Type	Pulse Width (µsec)	PRI (µsec)	Pulses per Hop	Hopping Rate (kHz)	Hopping Sequence Length	Minimum Percentage of Successful	Minimum Number of Trials
6	1	333	9	0.333	300	70%	30

For the Frequency Hopping Radar Type, the same Burst parameters are used for each wave form. The hopping sequence is different for each wave form and a 100-length segment is selected from the hopping sequence defined by the following algorithm:

The first frequency in a hopping sequence is selected randomly from the group of 475 integer frequencies from 5250–5724MHz.Next,the frequency that was just chosen is removed from the group and a frequency is randomly selected from the remaining 474 frequencies in the group. This process continues until all 475 frequencies are chosen for the set. For selection of a random frequency, the frequencies remaining within the group are always treated as equally likely.

3.3 Calibration of Radar Waveform

Radar Waveform Calibration Procedure

1) A 50 ohm load is connected in place of the spectrum analyzer, and the spectrum analyzer is connected to place of the master
2) The interference Radar Detection Threshold Level is -62dBm + 0dBi +1dB = -61dBm that had been taken into account the output power range and antenna gain.
3) The following equipment setup was used to calibrate the conducted radar waveform. A vector signal generator was utilized to establish the test signal level for radar type 0. During this process there were no transmissions by either the master or client device. The spectrum analyzer

was switched to the zero spans (time domain) at the frequency of the radar waveform generator. Peak detection was used. The spectrum analyzer resolution bandwidth (RBW) and video bandwidth (VBW) were set to 3MHz. The spectrum analyzer had offset -1.0dB to compensate RF cable loss 1.0dB.

4) The vector signal generator amplitude was set so that the power level measured at the spectrum analyzer was - -62dBm + 0dBi +1dB = -61dBm. Capture the spectrum analyzer plots on short pulse radar waveform.

Conducted Calibration Setup

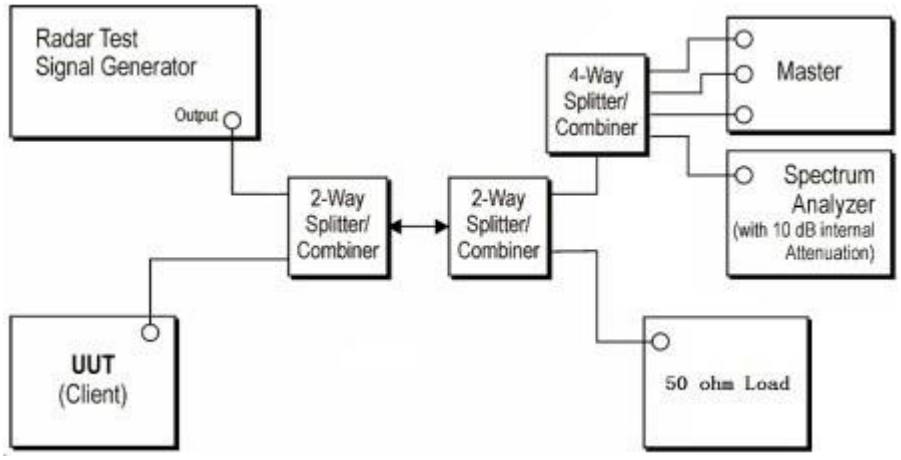

Radar Waveform Calibration Result

Test Mode: Band 2

Radar Type #0 Calibration Plot

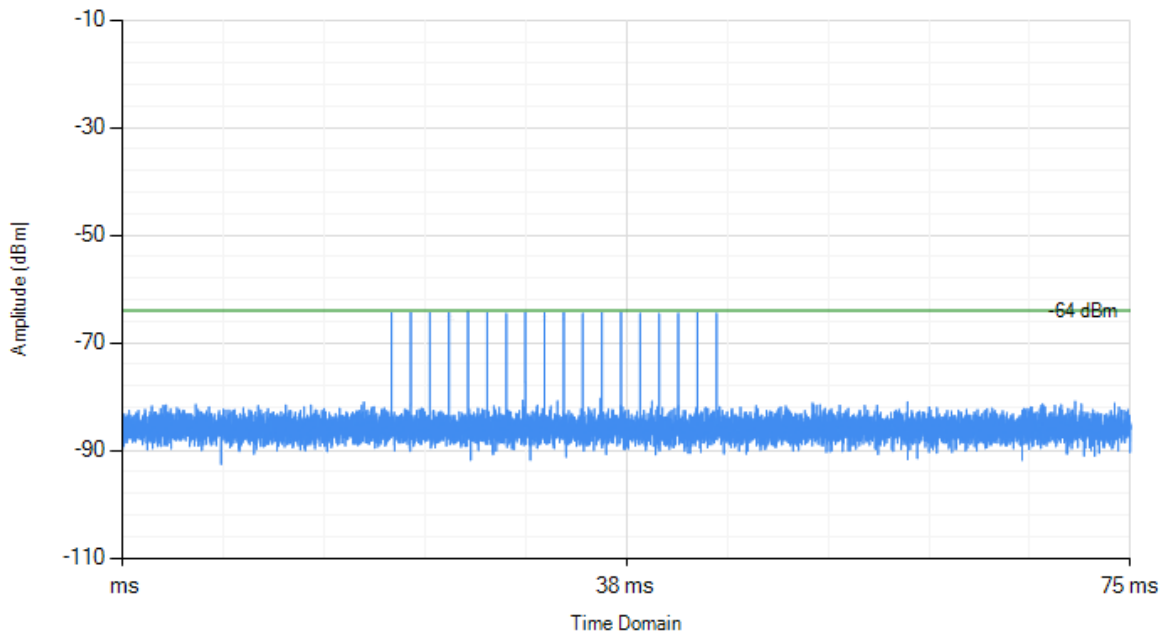

Radar Type #1 Calibration Plot

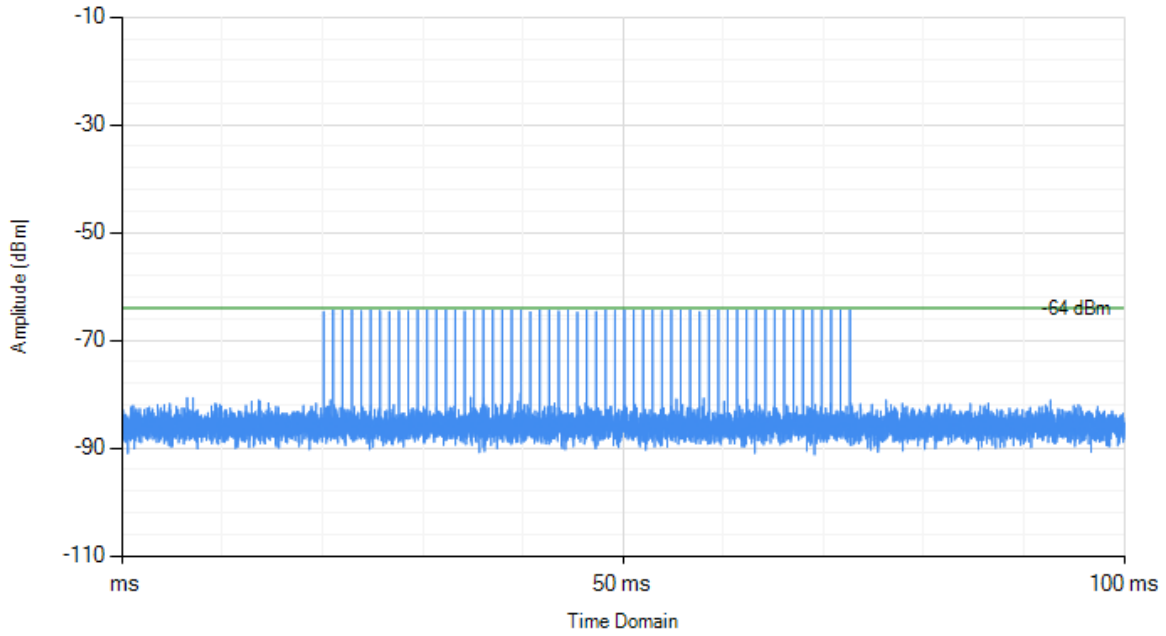

Radar Type #2 Calibration Plot

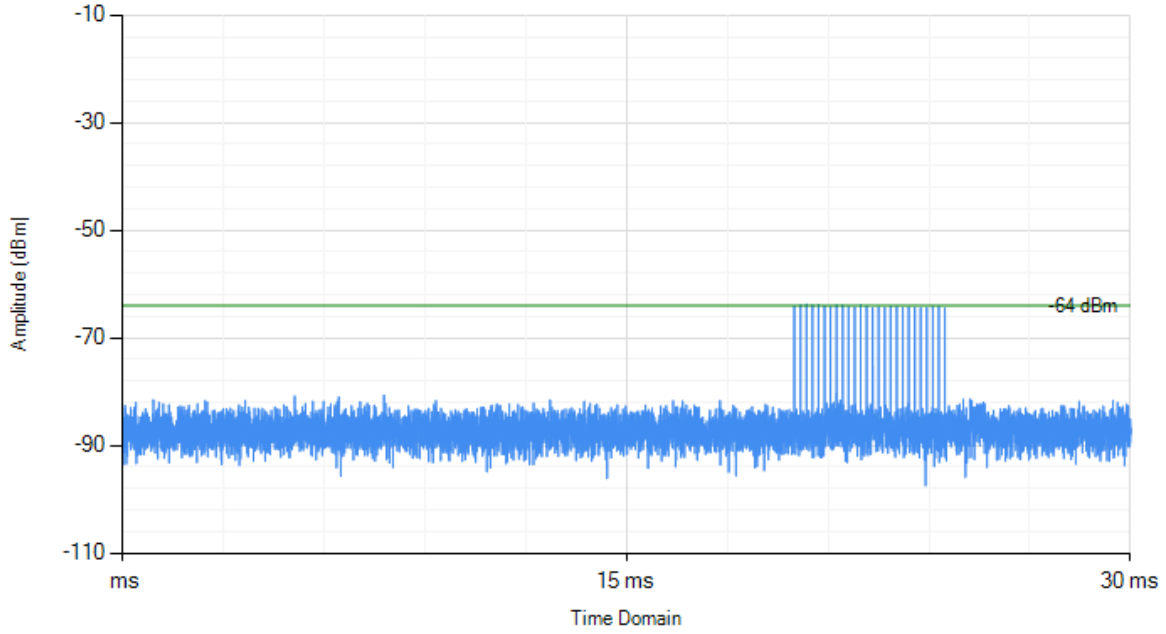

Radar Type #3 Calibration Plot

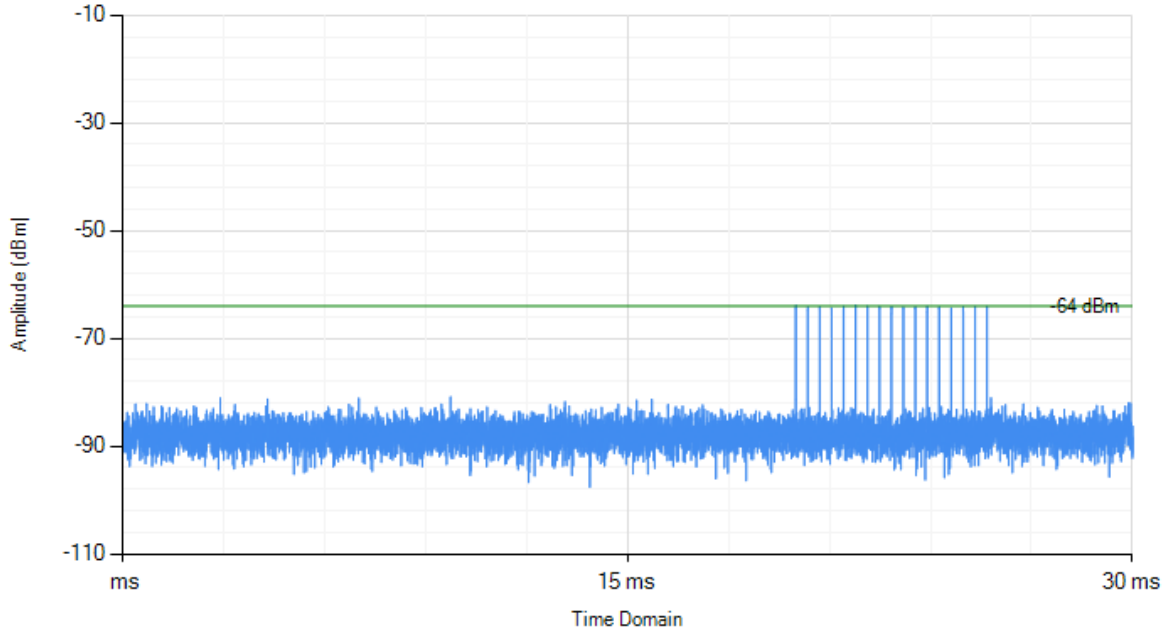

Radar Type #4 Calibration Plot

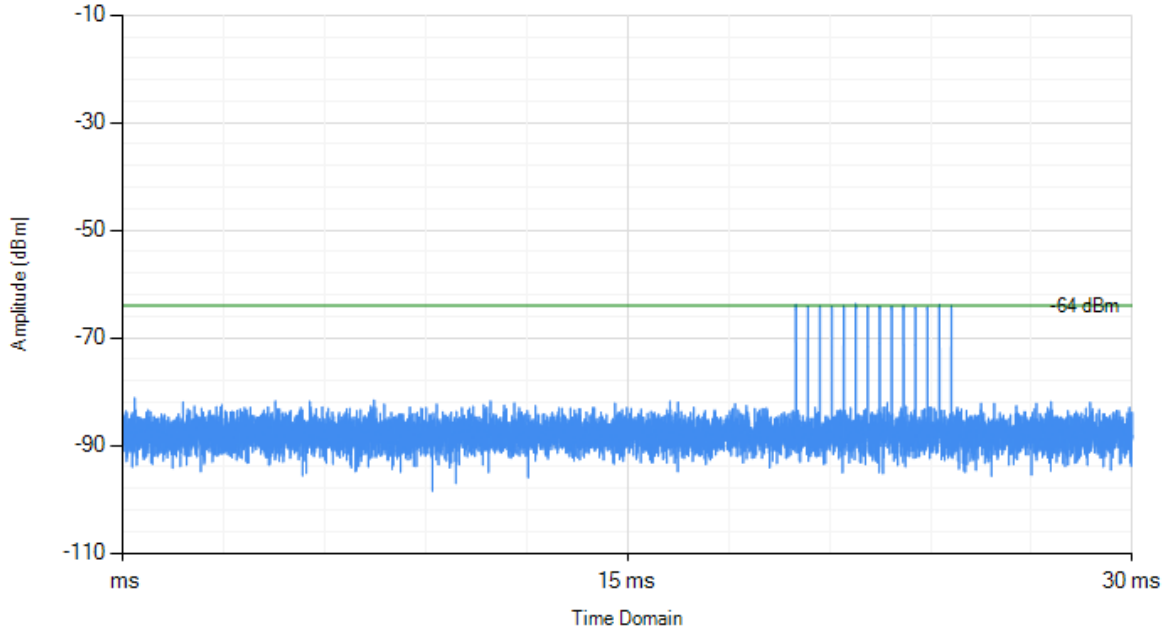

Radar Type #5 Calibration Plot

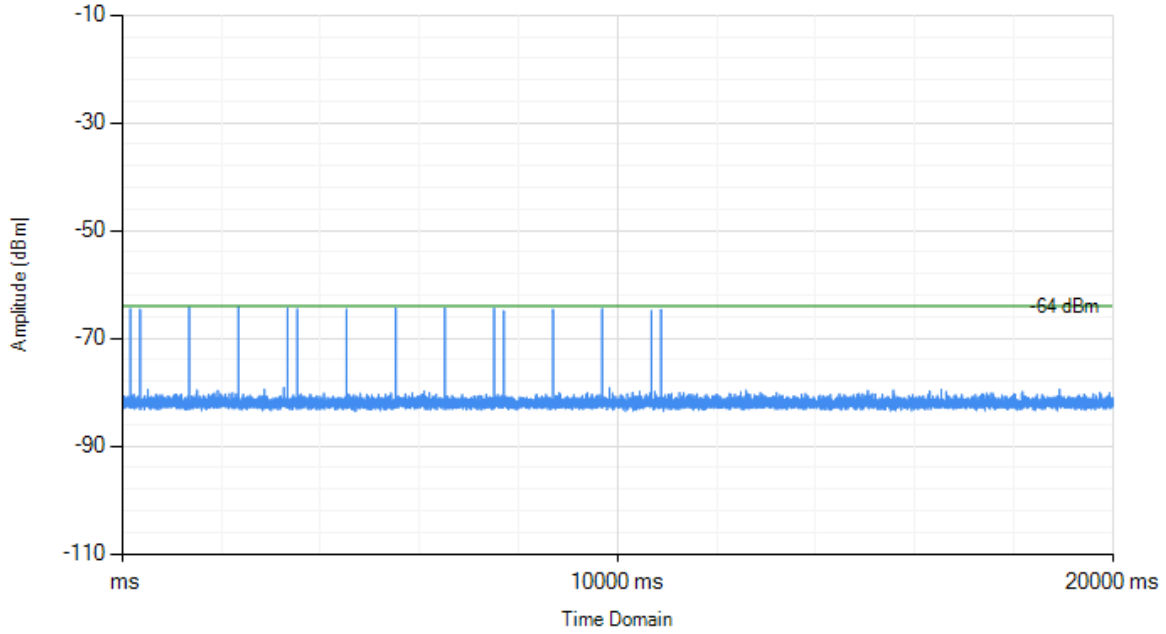

Radar Type #6 Calibration Plot

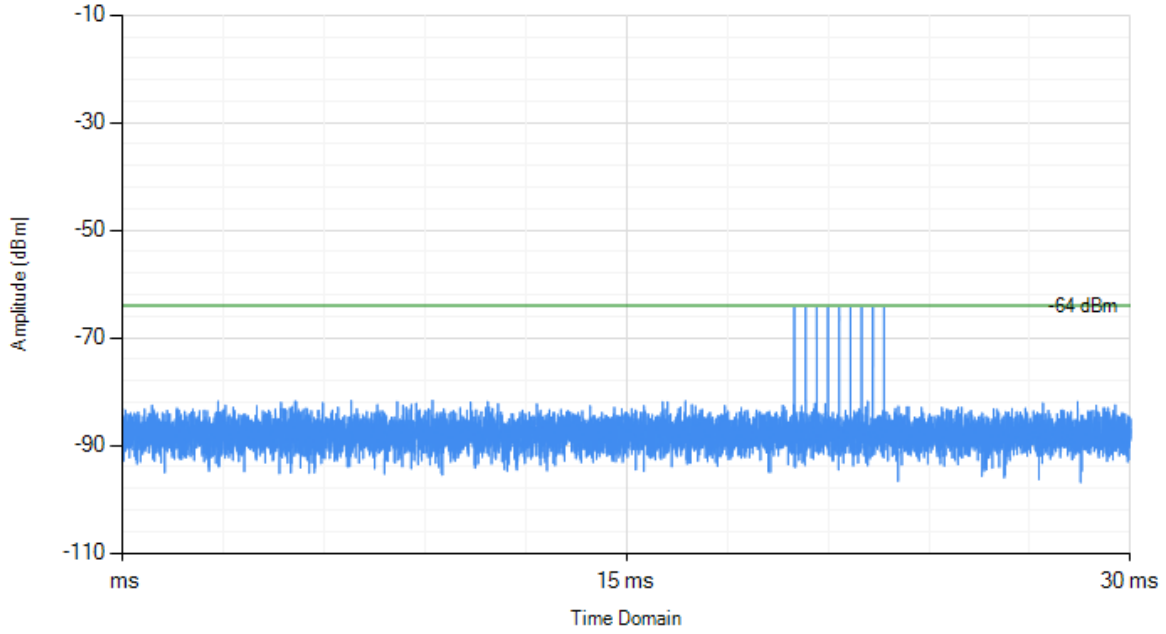

EUT Data traffic Plot	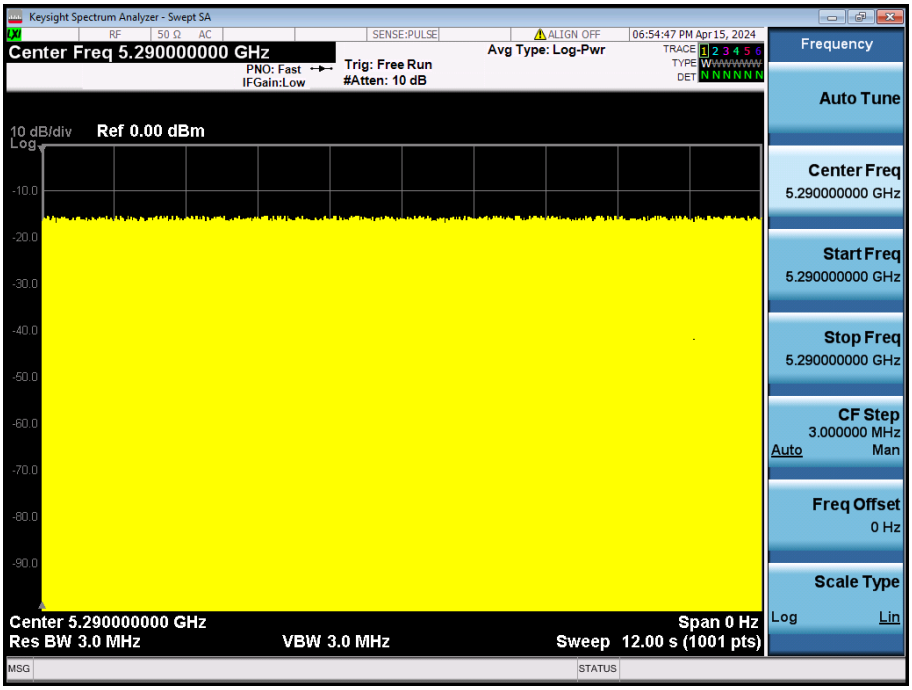
	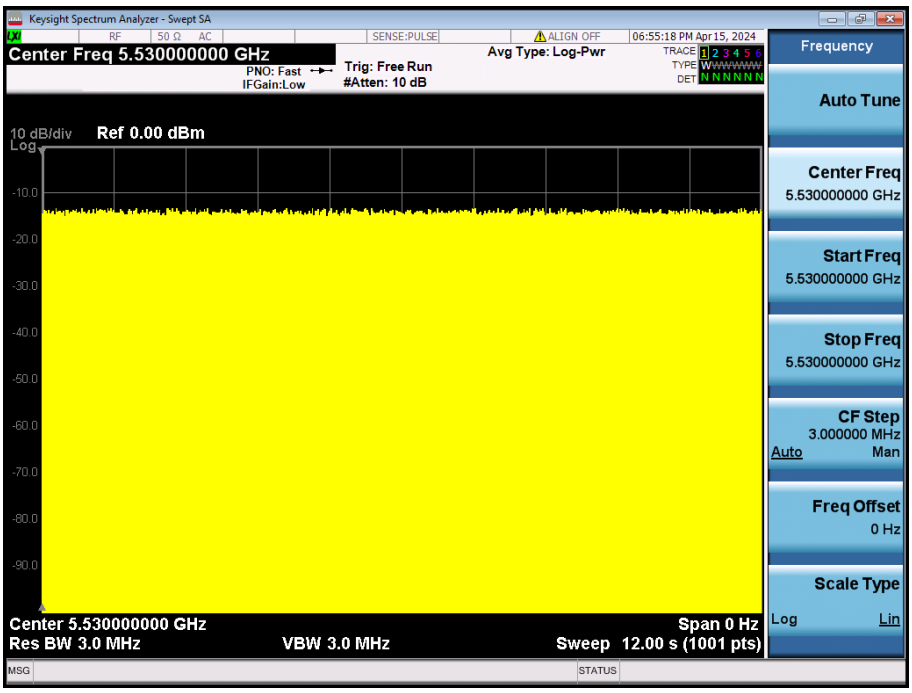

Without Data Traffic Plot	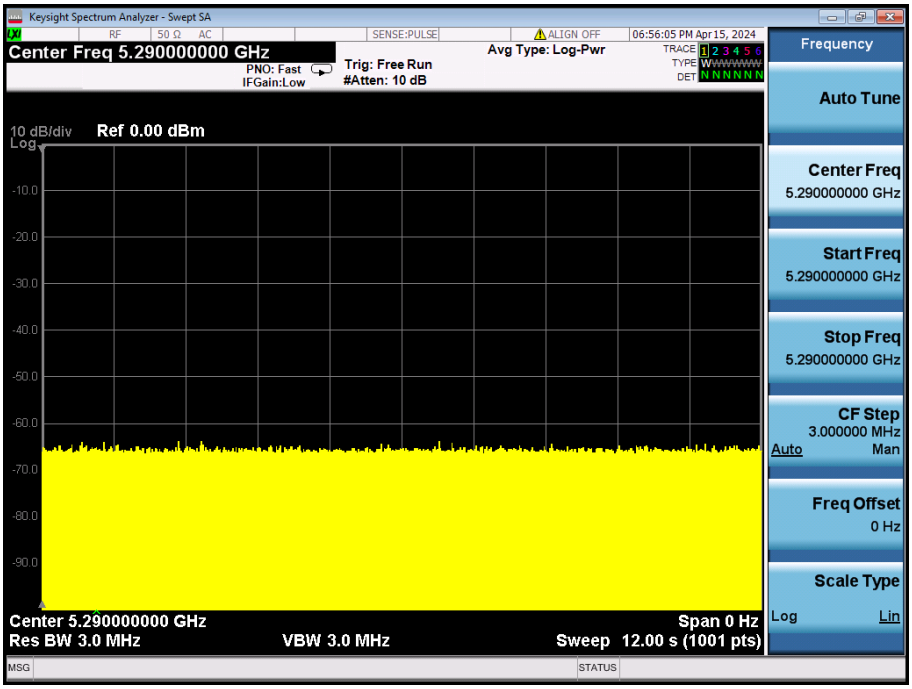
	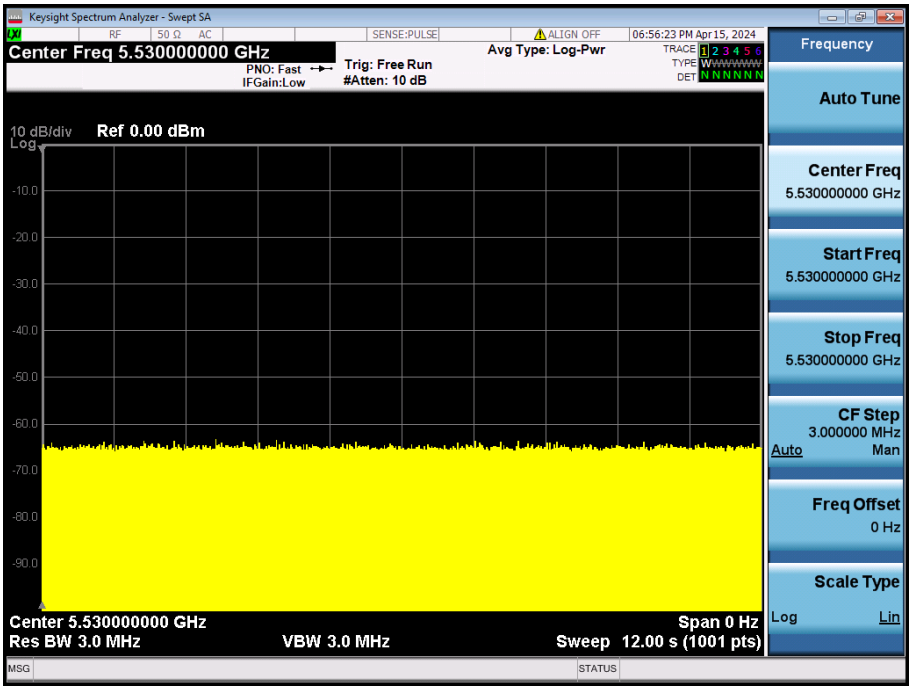

TEST CONFIGURATION

Setup for Client with injection at the Master

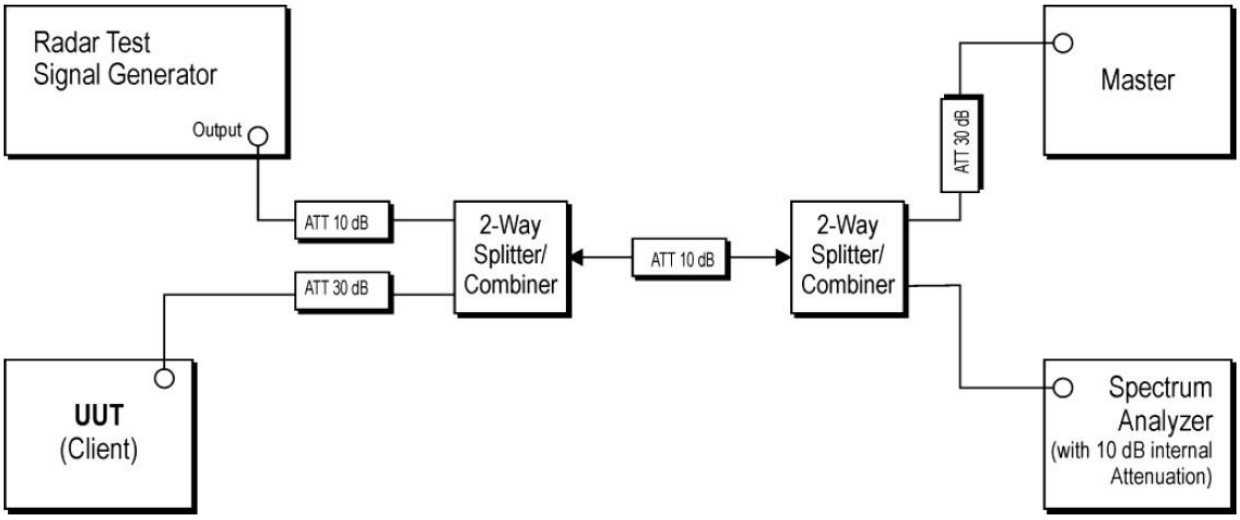

3.4 TEST PROCEDURE

1. The radar pulse generator is setup to provide a pulse at frequency that the master and client are operating. A type 0 radar pulse with a 1us pulse width and a 1428us PRI is used for the testing.

2. The vector signal generator is adjusted to provide the radar burst (18 pulses) at the level of approximately -61dBm at the antenna port of the master device

3. A trigger is provided from the pulse generator to the DFS monitoring system in order to capture the traffic and the occurrence of the radar pulse.

4. EUT will associate with the master at channel. The file “iperf.exe” specified by the FCC is streamed from the PC 2 through the master and the client device to the PC 1 and played in full motion video using Media Player Classic Ver. 6.4.8.6 in order to properly load the network for the entire period of the test.

5. When radar burst with a level equal to the DFS Detection Threshold +1dB is generated on the operating channel of the U-NII device. At time T0 the radar waveform generator sends a burst of pulse of the radar waveform at Detection Threshold +1dB.

6. Observe the transmissions of the EUT at the end of the radar Burst on the Operating Channel Measure and record the transmissions from the UUT during the observation time (Channel Move Time). One 15 seconds plot is reported for the Short Pulse Radar Type 0. The plot for the Short Pulse Radar Types

start at the end of the radar burst. The Channel Move Time will be calculated based on the zoom in 600ms plot of the Short Pulse Radar Type

7. Measurement of the aggregate duration of the Channel Closed Transmission Time method. With the spectrum analyzer set to zero span tuned to the center frequency of the EUT operating channel at the radar simulated frequency, peak detection, and max hold, the dwell time per bin is given by: Dwell (0.3ms) =S (12000ms) / B (4000); where Dwell is the dwell time per spectrum analyzer sampling bin, S is sweep time and B is the number of spectrum analyzer sampling bins. An upper bound of the aggregate duration of the intermittent control signals of Channel Closing Transmission Time is calculated by: C (ms)= N X Dwell (0.3ms); where C is the Closing Time, N is the number of spectrum analyzer sampling bins (intermittent control signals) showing a U-NII transmission and Dwell is the dwell time per bin.
8. Measurement the EUT for more than 30 minutes following the channel move time to verify that no transmission or beacons occur on this channel.

3.5 TEST RESULTS

Initial Channel Availability Check Time:

5250~5350MHz		
802.11ax(HE80) 5290MHz	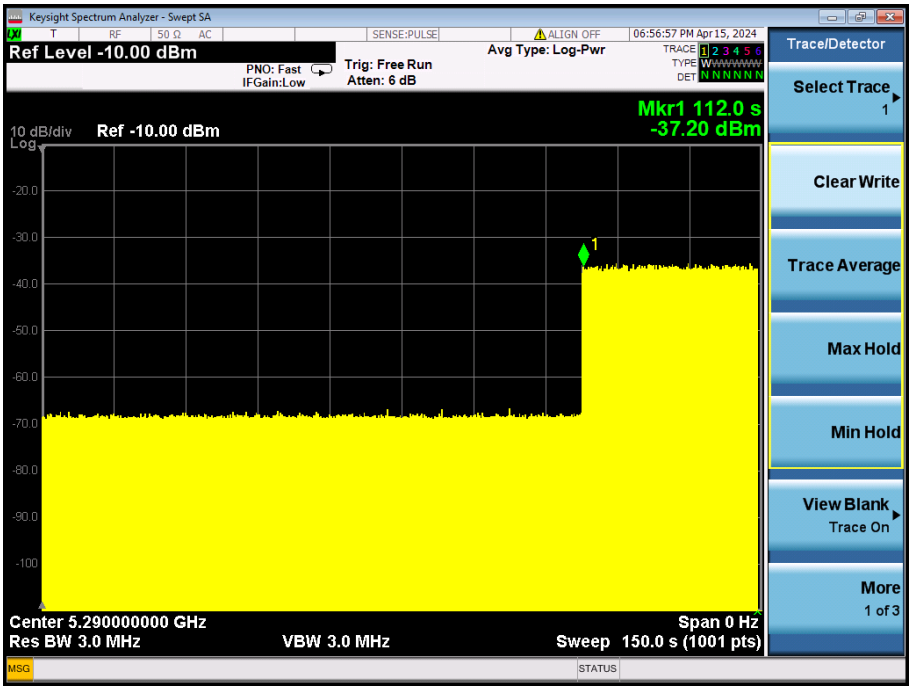	
	Power Up Time(T1) (s)	50.0s
	Channel transmissions start timee(s)	112.0s
5470~5725MHz		
802.11ax(HE80) 5530MHz	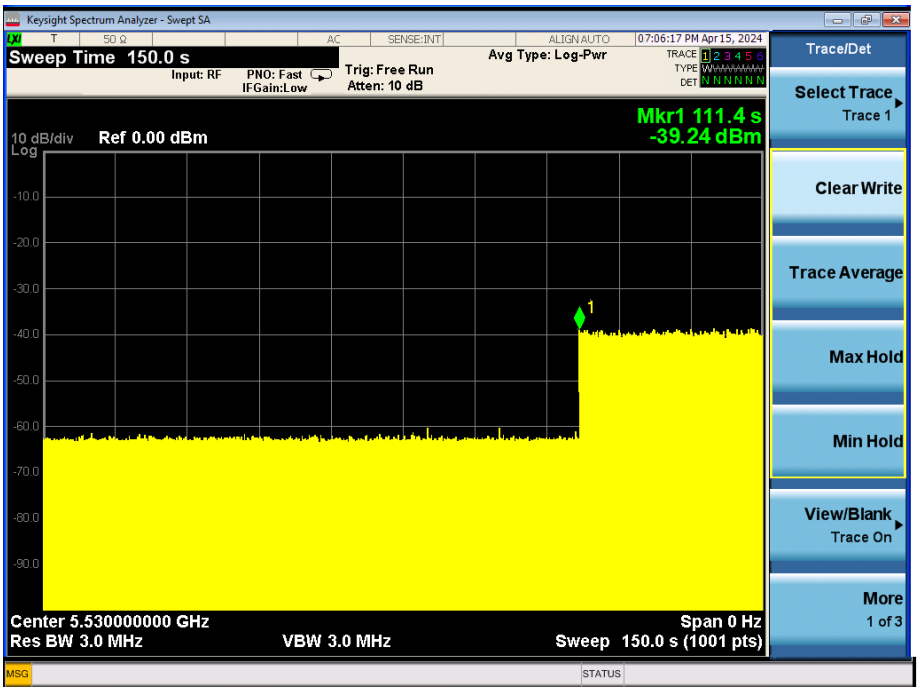	
	Power Up Time(T1) (s)	49.5s
	Channel transmissions start timee(s)	114.4s

<table>
<tr><td colspan="3">5250~5350MHz</td></tr>
<tr><td rowspan="2">802.11ax(HE80)
5290MHz</td><td colspan="2"> 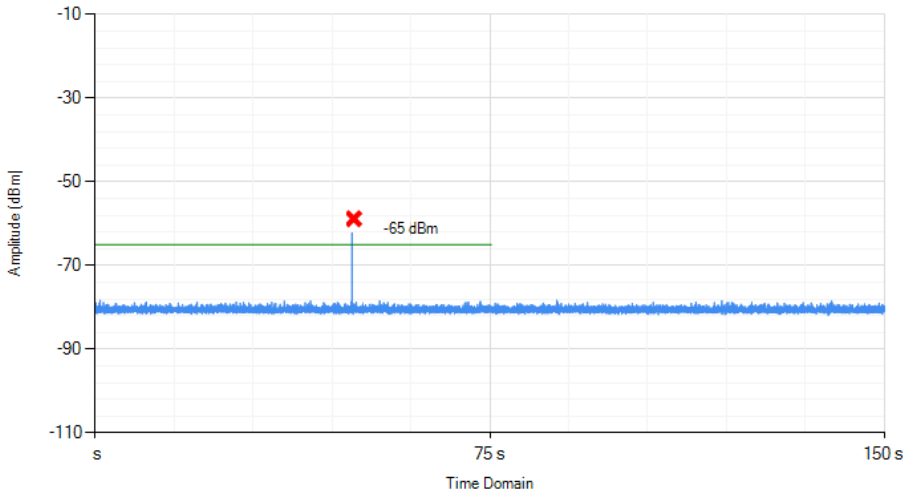
</td></tr>
<tr><td>Radar burst at the beginning of the Channel Availability Check Timee(s)</td><td>51.0s</td></tr>
<tr><td colspan="3">5470~5725MHz</td></tr>
<tr><td rowspan="2">802.11ax(HE80)
5530MHz</td><td colspan="2"> 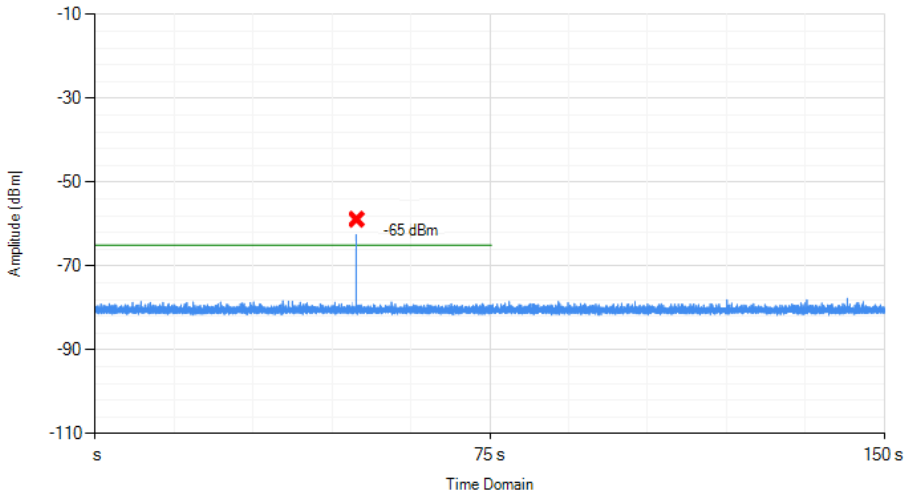
</td></tr>
<tr><td>Radar burst at the beginning of the Channel Availability Check Timee(s)</td><td>51.0s</td></tr>
</table>

5250~5350MHz		
802.11ax(HE80) **5290MHz**	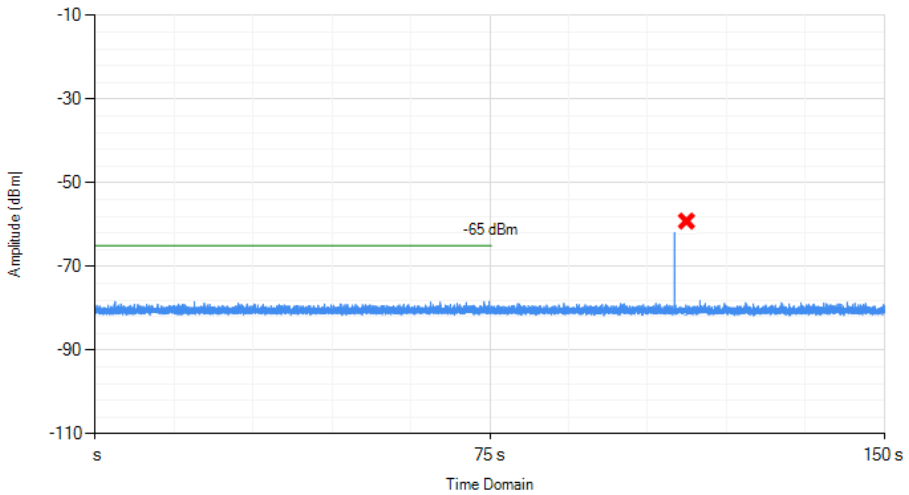	
	Radar burst at the end of the ChannelAvailabilitv Check Timee(s)	111.0s
802.11ax(HE80) **5530MHz**	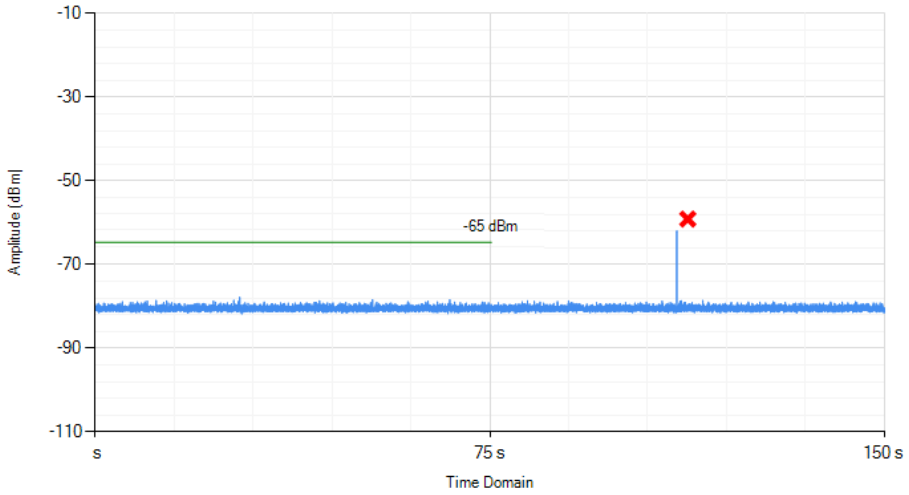	
	Radar burst at the end of the Channel Availabilitv Check Timee(s)	113.0s

5250~5350MHz

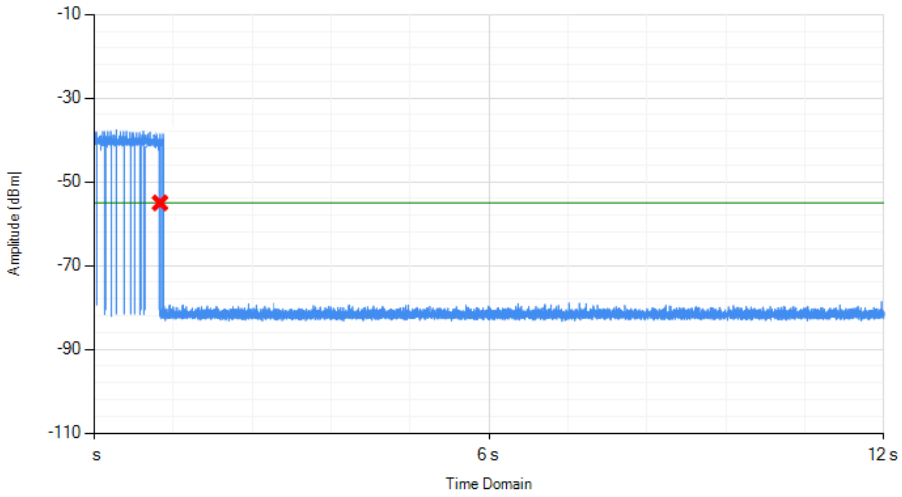

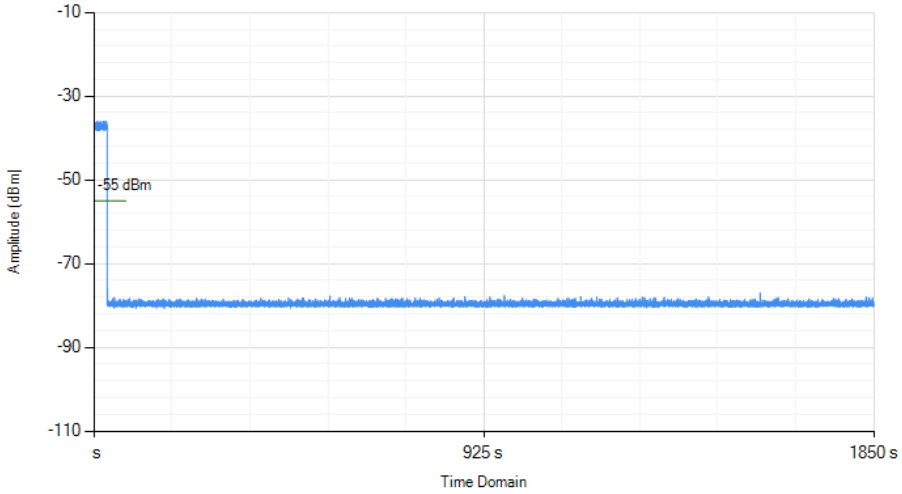

BW/Channel	Test Item	Test Result	Limit	Result
80MHz/5290MHz	Channel Move Time(s)	0.945s	＜10s	Complied
	Channel Closing Transmission Time(ms)	19ms	＜60ms	Complied
	Non-Occupancy Period(min)	⩾30min	⩾30min	Complied

5470~5725MHz

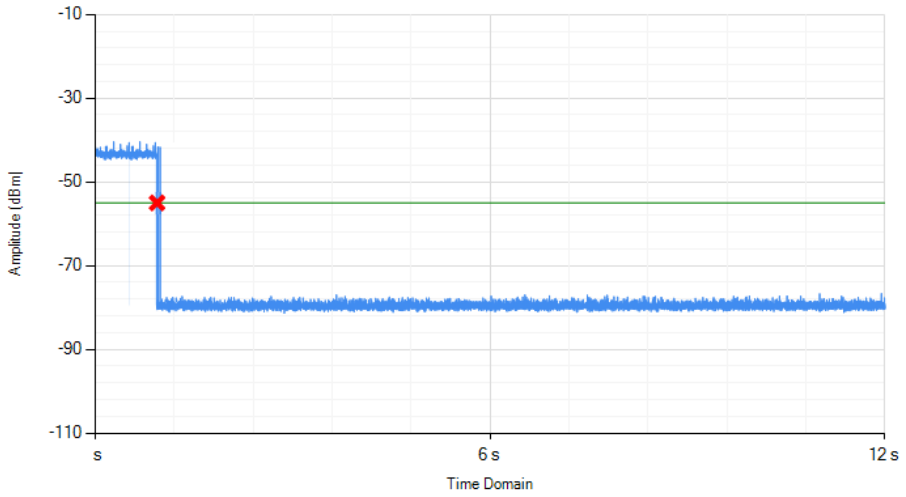

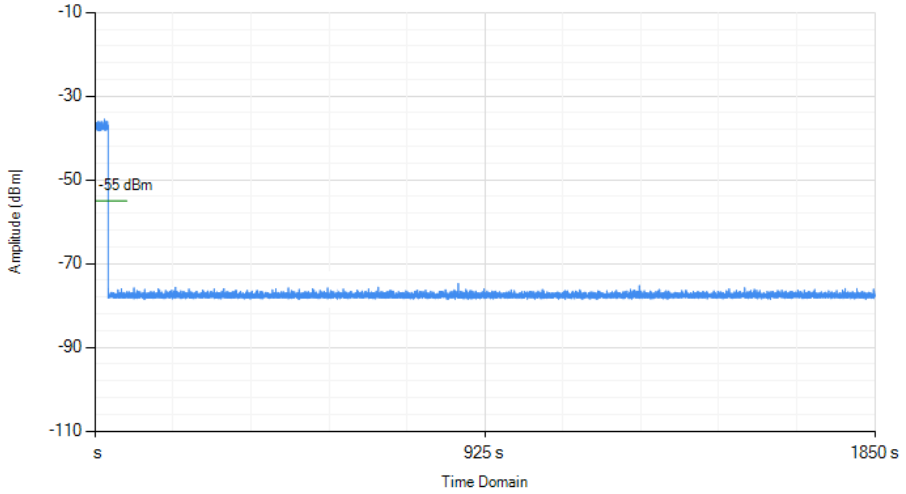

BW/Channel	Test Item	Test Result	Limit	Result
80MHz/5530MHz	Channel Move Time(s)	0.678s	＜10s	Complied
	Channel Closing Transmission Time(ms)	8.6ms	＜60ms	Complied
	Non-Occupancy Period(min)	⩾30min	⩾30min	Complied

UNII Detection Bandwidth Measurement:

Detection Bandwidth (802.11ax-HE20 mode-5260MHz)						
Radar Frequency (MHz)	Radar Type	Total No.	Detected No.	Detection Rate (%)	Limit (%)	Test Result
5250	Type 0	10	0	0	0	/
5250.3 FL	Type 0	10	10	100	100	Complied
5251	Type 0	10	10	100	100	Complied
5252	Type 0	10	10	100	100	Complied
5253	Type 0	10	10	100	100	Complied
5254	Type 0	10	10	100	100	Complied
5255	Type 0	10	10	100	100	Complied
5260	Type 0	10	10	100	100	Complied
5265	Type 0	10	10	100	100	Complied
5266	Type 0	10	10	100	100	Complied
5267	Type 0	10	10	100	100	Complied
5268	Type 0	10	10	100	100	Complied
5269	Type 0	10	10	100	100	Complied
5269.7 FH	Type 0	10	10	100	100	Complied
5270	Type 0	10	0	0	0	/
Note 1: All NII channels for this device have identical Channel bandwidths. Therefore, all DFS testing was done at 5260MHz.The 99% channel bandwidth is 19.20MHz.(See the 99% BW section of the RF report for further measurement details). Note 2: Detection Bandwidth=FH-FL=5269.7MHz-5250.3MHz=19.4MHz Note 3: NII Detection Bandwidth Min.Limit (MHz): 19.20MHzx100%=19.20MHz.						

Detection Bandwidth (802.11ax-HE40 mode-5270MHz)						
Radar Frequency (MHz)	Radar Type	Total No.	Detected No.	Detection Rate (%)	Limit (%)	Test Result
5250	Type 0	10	0	0	0	/
5251 FL	Type 0	10	10	100	100	Complied
5252	Type 0	10	10	100	100	Complied
5253	Type 0	10	10	100	100	Complied
5254	Type 0	10	10	100	100	Complied
5255	Type 0	10	10	100	100	Complied
5260	Type 0	10	10	100	100	Complied
5265	Type 0	10	10	100	100	Complied
5270	Type 0	10	10	100	100	Complied
5275	Type 0	10	10	100	100	Complied
5280	Type 0	10	10	100	100	Complied
5285	Type 0	10	10	100	100	Complied
5286	Type 0	10	10	100	100	Complied
5287	Type 0	10	10	100	100	Complied
5288	Type 0	10	10	100	100	Complied
5289 FH	Type 0	10	10	100	100	Complied
5290	Type 0	10	0	0	0	/
Note 1: All NII channels for this device have identical Channel bandwidths. Therefore, all DFS testing was done at 5500MHz.The 99% channel bandwidth is 37.76MHz.(See the 99% BW section of the RF report for further measurement details). Note 2: Detection Bandwidth=FH-FL=5290MHz-5251MHz=39MHz Note 3: NII Detection Bandwidth Min.Limit (MHz): 37.76MHzx100%=37.76MHz.						

Detection Bandwidth (802.11ax-HE80 mode-5290MHz)						
Radar Frequency (MHz)	Radar Type	Total No.	Detected No.	Detection Rate (%)	Limit (%)	Test Result
5250	Type 0	10	0	0	0	/
5250.3 FL	Type 0	10	10	100	100	Complied
5251	Type 0	10	10	100	100	Complied
5252	Type 0	10	10	100	100	Complied
5253	Type 0	10	10	100	100	Complied
5254	Type 0	10	10	100	100	Complied
5255	Type 0	10	10	100	100	Complied
5260	Type 0	10	10	100	100	Complied
5265	Type 0	10	10	100	100	Complied
5270	Type 0	10	10	100	100	Complied
5275	Type 0	10	10	100	100	Complied
5280	Type 0	10	10	100	100	Complied
5285	Type 0	10	10	100	100	Complied
5290	Type 0	10	10	100	100	Complied
5295	Type 0	10	10	100	100	Complied
5300	Type 0	10	10	100	100	Complied
5305	Type 0	10	10	100	100	Complied
5310	Type 0	10	10	100	100	Complied
5315	Type 0	10	10	100	100	Complied
5320	Type 0	10	10	100	100	Complied
5325	Type 0	10	10	100	100	Complied
5326	Type 0	10	10	100	100	Complied
5327	Type 0	10	10	100	100	Complied
5328	Type 0	10	10	100	100	Complied
5329	Type 0	10	10	100	100	Complied
5329.7 FH	Type 0	10	10	100	100	Complied
5330	Type 0	10	0	0	0	/
Note 1: All NII channels for this device have identical Channel bandwidths. Therefore, all DFS testing was done at 5500MHz.The 99% channel bandwidth is 79.36MHz.(See the 99% BW section of the RF report for further measurement details). Note 2: Detection Bandwidth=FH-FL=5329.7MHz-5250.3MHz=79.4MHz Note 3: NII Detection Bandwidth Min.Limit (MHz): 79.36MHzx100%=79.36MHz.						

UNII Detection Bandwidth Measurement:

Detection Bandwidth (802.11ax-HE20 mode-5500MHz)						
Radar Frequency (MHz)	Radar Type	Total No.	Detected No.	Detection Rate (%)	Limit (%)	Test Result
5490	Type 0	10	0	0	0	/
5490.3 FL	Type 0	10	10	100	100	Complied
5491	Type 0	10	10	100	100	Complied
5492	Type 0	10	10	100	100	Complied
5493	Type 0	10	10	100	100	Complied
5494	Type 0	10	10	100	100	Complied
5495	Type 0	10	10	100	100	Complied
5500	Type 0	10	10	100	100	Complied
5505	Type 0	10	10	100	100	Complied
5506	Type 0	10	10	100	100	Complied
5507	Type 0	10	10	100	100	Complied
5508	Type 0	10	10	100	100	Complied
5509	Type 0	10	10	100	100	Complied
5509.7 FH	Type 0	10	10	100	100	Complied
5510	Type 0	10	0	0	0	/
Note 1: All NII channels for this device have identical Channel bandwidths. Therefore, all DFS testing was done at 5260MHz.The 99% channel bandwidth is 19.20MHz.(See the 99% BW section of the RF report for further measurement details). Note 2: Detection Bandwidth=FH-FL=5269.7MHz-5250.3MHz=19.4MHz Note 3: NII Detection Bandwidth Min.Limit (MHz): 19.20MHzx100%=19.20MHz.						

Detection Bandwidth (802.11ax-HE40 mode-5510MHz)						
Radar Frequency (MHz)	Radar Type	Total No.	Detected No.	Detection Rate (%)	Limit (%)	Test Result
5490	Type 0	10	0	0	0	/
5491 FL	Type 0	10	10	100	100	Complied
5492	Type 0	10	10	100	100	Complied
5493	Type 0	10	10	100	100	Complied
5494	Type 0	10	10	100	100	Complied
5495	Type 0	10	10	100	100	Complied
5500	Type 0	10	10	100	100	Complied
5505	Type 0	10	10	100	100	Complied
5510	Type 0	10	10	100	100	Complied
5515	Type 0	10	10	100	100	Complied
5520	Type 0	10	10	100	100	Complied
5525	Type 0	10	10	100	100	Complied
5526	Type 0	10	10	100	100	Complied
5527	Type 0	10	10	100	100	Complied
5528	Type 0	10	10	100	100	Complied
5529 FH	Type 0	10	10	100	100	Complied
5530	Type 0	10	0	0	0	/
Note 1: All NII channels for this device have identical Channel bandwidths. Therefore, all DFS testing was done at 5500MHz.The 99% channel bandwidth is 37.76MHz.(See the 99% BW section of the RF report for further measurement details). Note 2: Detection Bandwidth=FH-FL=5290MHz-5251MHz=39MHz Note 3: NII Detection Bandwidth Min.Limit (MHz): 37.76MHzx100%=37.76MHz.						

Detection Bandwidth (802.11ax-HE80 mode-5530MHz)						
Radar Frequency (MHz)	Radar Type	Total No.	Detected No.	Detection Rate (%)	Limit (%)	Test Result
5490	Type 0	10	0	0	0	/
5490.3 FL	Type 0	10	10	100	100	Complied
5491	Type 0	10	10	100	100	Complied
5492	Type 0	10	10	100	100	Complied
5493	Type 0	10	10	100	100	Complied
5494	Type 0	10	10	100	100	Complied
5495	Type 0	10	10	100	100	Complied
5500	Type 0	10	10	100	100	Complied
5505	Type 0	10	10	100	100	Complied
5510	Type 0	10	10	100	100	Complied
5515	Type 0	10	10	100	100	Complied
5520	Type 0	10	10	100	100	Complied
5525	Type 0	10	10	100	100	Complied
5530	Type 0	10	10	100	100	Complied
5535	Type 0	10	10	100	100	Complied
5540	Type 0	10	10	100	100	Complied
5545	Type 0	10	10	100	100	Complied
5550	Type 0	10	10	100	100	Complied
5555	Type 0	10	10	100	100	Complied
5560	Type 0	10	10	100	100	Complied
5565	Type 0	10	10	100	100	Complied
5566	Type 0	10	10	100	100	Complied
5567	Type 0	10	10	100	100	Complied
5568	Type 0	10	10	100	100	Complied
5569	Type 0	10	10	100	100	Complied
5569.7 FH	Type 0	10	10	100	100	Complied
5570	Type 0	10	0	0	0	/
Note 1: All NII channels for this device have identical Channel bandwidths. Therefore, all DFS testing was done at 5500MHz.The 99% channel bandwidth is 79.36MHz.(See the 99% BW section of the RF report for further measurement details). Note 2: Detection Bandwidth=FH-FL=5329.7MHz-5250.3MHz=79.4MHz Note 3: NII Detection Bandwidth Min.Limit (MHz): 79.36MHzx100%=79.36MHz.						

Statistical Performance Check Measurement:

Type 1 Rada Statistical Performance

Radar Statistical Performance Check (802.11ax-HE20 mode-5260MHz)					
Trail #	Test Freq. (MHz)	Pulse Repetition Frequency Number	Pulse Repetition Frequen (Per Second)	PRI (us)	1=Detection 0=Detection
1	5250	1	1930.5	518	0
2	5251	16	1222.5	818	1
3	5252	3	1792.1	558	1
4	5253	4	1730.1	578	1
5	5254	22	1066.1	938	1
6	5255	6	1618.1	618	0
7	5256	7	1567.4	638	1
8	5257	8	1519.8	658	1
9	5258	9	1474.9	678	1
10	5258	10	1432.7	698	1
11	5259	5	1672.2	598	1
12	5260	12	1355	738	1
13	5261	11	1392.8	718	0
14	5262	14	1285.3	778	1
15	5263	15	1253.1	798	1
16	5264	13	1319.3	758	1
17	5265	17	1193.3	838	1
18	5266	18	1165.6	858	1
19	5267	19	1139	878	1
20	5268	20	1113.6	898	1
21	5269	21	1089.3	918	1
22	5270	2	1858.7	538	1
23	5250	23	326.2	3066	0
24	5251	-	1692.0	591	1
25	5252	-	881.8	1134	1
26	5253	-	517.6	1932	1
27	5254	-	1216.5	822	1
28	5255	-	328.1	3048	1
29	5256	-	427.4	2340	1
30	5257	-	801.3	1248	1
Detection Percentage (%)					86.67
Limit					60%
Test Result					Complied

Type 2 Rada Statistical Performance

Radar Statistical Performance Check (802.11ax-HE20 mode-5260MHz)					
Trail #	Test Freq. (MHz)	Pulse Width (us)	PRI (us)	Number of Pulses	1=Detection 0=Detection
1	5295	5	204	26	1
2	5296	3	210	24	1
3	5312	2	227	29	1
4	5273	5	184	29	1
5	5264	5	215	28	0
6	5269	1	187	29	1
7	5305	5	190	29	1
8	5312	5	227	25	1
9	5272	3	224	27	1
10	5322	5	154	25	1
11	5290	3	215	27	1
12	5260	2	229	27	1
13	5323	2	173	24	1
14	5252	3	184	29	1
15	5310	4	224	28	1
16	5307	1	205	24	0
17	5284	2	226	24	1
18	5297	3	220	28	1
19	5282	4	174	25	1
20	5294	3	209	23	1
21	5285	1	228	25	1
22	5267	3	152	23	1
23	5324	5	153	24	1
24	5315	1	168	28	1
25	5311	3	220	25	0
26	5301	3	150	24	1
27	5311	5	210	23	1
28	5285	2	225	25	1
29	5318	4	157	25	1
30	5253	3	219	25	1
Detection Percentage (%)					90.00
Limit					60%
Test Result					Complied

Type 3 Rada Statistical Performance

Radar Statistical Performance Check (802.11ax-HE20 mode-5260MHz)					
Trail #	Test Freq. (MHz)	Pulse Repetition Frequency Number	Pulse Repetition Frequen (Per Second)	PRI (us)	1=Detection 0=Detection
1	5257	7	270	16	1
2	5269	9	211	18	1
3	5287	7	486	17	1
4	5236	7	345	17	1
5	5216	8	387	16	1
6	5237	8	402	18	1
7	5241	7	315	17	0
8	5271	8	484	16	1
9	5278	7	340	16	1
10	5245	6	496	16	1
11	5250	9	356	17	1
12	5273	10	317	18	1
13	5274	10	426	17	1
14	5215	9	384	17	1
15	5270	6	406	17	1
16	5250	6	258	18	1
17	5235	9	358	16	1
18	5231	8	255	16	1
19	5247	9	323	17	1
20	5267	6	427	16	1
21	5251	7	476	17	1
22	5212	8	378	17	1
23	5266	9	279	17	1
24	5255	7	438	17	1
25	5252	7	202	16	1
26	5234	10	256	16	1
27	5263	9	487	18	1
28	5256	6	344	18	0
29	5275	10	459	18	1
30	5262	8	349	18	1
Detection Percentage (%)					93.33
Limit					60%
Test Result					Complied

Type 4 Rada Statistical Performance

Radar Statistical Performance Check (802.11ax-HE20 mode-5260MHz)					
Trail #	Test Freq. (MHz)	Pulse Repetition Frequency Number	Pulse Repetition Frequen (Per Second)	PRI (us)	1=Detection 0=Detection
1	5270	14	281	15	1
2	5287	18	475	14	1
3	5273	16	303	13	0
4	5268	18	314	13	1
5	5289	12	294	16	1
6	5270	20	370	16	1
7	5290	18	245	13	0
8	5250	17	264	16	1
9	5256	12	381	15	1
10	5264	12	224	12	1
11	5264	15	371	15	1
12	5254	12	256	16	1
13	5277	16	388	12	1
14	5252	15	433	12	0
15	5253	12	487	15	1
16	5256	15	426	15	1
17	5286	12	426	14	1
18	5279	14	497	16	1
19	5282	17	294	12	1
20	5282	13	300	12	1
21	5277	17	484	16	0
22	5280	15	244	13	1
23	5266	16	234	12	1
24	5270	14	368	12	1
25	5273	11	348	14	1
26	5282	16	487	16	1
27	5276	17	470	15	1
28	5269	18	209	14	1
29	5284	16	422	14	1
30	5277	16	433	16	1
Detection Percentage (%)					86.67
Limit					60%
Test Result					Complied

Total Type 1~4 Radar Statistical Performance

Radar Type #	Detection Percentage(%)
1	86.67
2	90.00
3	93.33
4	86.67
Aggregate(Radar Types 1-4)	89.17
Limit	80%
Test Result	Complied

Type 5 Rada Statistical Performance

Radar Statistical Performance Check (802.11ax-HE20 mode-5260MHz)									
Trail #	Test Freq. (MHz)	Brust	No. of Pulses	Pulse Width (us)	Chirp Width (MHz)	Pulse 1-to-2 Spacing(us)	Pulse 2-to-3 Spacing(us)	Starting Location Within Interval (ms)	1=Detection 0=Detection
1	5269	20	3	88	20	1047	1315	362	1
2	5278	14	3	96	20	1044	1468	105	1
3	5253	11	1	86	13	--	--	881	0
4	5286	18	3	75	15	1865	1049	337	1
5	5269	10	1	63	11	1378	1987	221	1
6	5287	18	3	54	8	1769	1193	80	1
7	5282	8	3	100	12	1852	1913	318	1
8	5283	14	2	84	8	1153	1069	163	1
9	5276	12	2	72	17	1302	1706	525	1
10	5259	19	3	76	19	--	1134	946	1
11	5262	17	3	53	13	1615	1273	147	1
12	5272	12	1	62	12	1129	1087	28	1
13	5289	12	1	80	6	1705	1481	724	1
14	5273	13	2	87	5	1465	1738	169	1
15	5290	13	3	95	11	1021	1208	482	0
16	5250	8	2	56	8	1792	1338	371	1
17	5286	11	3	90	11	--	--	503	1
18	5262	8	1	69	18	1272	--	669	1
19	5288	20	3	82	7	1269	1941	657	1
20	5289	10	1	62	14	1619	1385	984	1
21	5256	15	3	90	20	1972	1857	704	1
22	5263	12	3	62	20	1192	1440	65	1
23	5250	12	3	88	18	--	--	201	1
24	5284	12	1	55	12	1400	1422	143	1
25	5262	16	1	66	5	1874	1302	910	1
26	5260	16	3	65	14	1282	1402	766	1
27	5268	11	1	80	9	1577	1761	497	1
28	5284	20	1	90	8	1219	1619	866	1
29	5251	11	1	82	5	1134	1395	338	0
30	5279	11	3	92	17	1178	1782	465	1
Detection Percentage (%)									90.00
Limit									80%
Test Result									Complied

Type 6 Rada Statistical Performance

Radar Statistical Performance Check (802.11ax-HE20 mode-5260MHz)					
Trail #	Test Freq. (MHz)	Pulse / Hop	Pulse Width (us)	PRI (us)	1=Detection 0=Detection
1	5260	9	1	333	1
2	5260	9	1	333	1
3	5260	9	1	333	1
4	5260	9	1	333	1
5	5260	9	1	333	1
6	5260	9	1	333	1
7	5260	9	1	333	1
8	5260	9	1	333	1
9	5260	9	1	333	1
10	5260	9	1	333	1
11	5260	9	1	333	1
12	5260	9	1	333	1
13	5260	9	1	333	1
14	5260	9	1	333	1
15	5260	9	1	333	0
16	5260	9	1	333	1
17	5260	9	1	333	1
18	5260	9	1	333	1
19	5260	9	1	333	1
20	5260	9	1	333	1
21	5260	9	1	333	1
22	5260	9	1	333	1
23	5260	9	1	333	1
24	5260	9	1	333	1
25	5260	9	1	333	1
26	5260	9	1	333	0
27	5260	9	1	333	1
28	5260	9	1	333	1
29	5260	9	1	333	1
30	5260	9	1	333	1
Detection Percentage (%)					93.33
Limit					70%
Test Result					Complied

Type 1 Rada Statistical Performance

Radar Statistical Performance Check (802.11ax-HE40 mode-5270MHz)					
Trail #	Test Freq. (MHz)	Pulse Repetition Frequency Number	Pulse Repetition Frequen (Per Second)	PRI (us)	1=Detection 0=Detection
1	5269	1	1930.5	518	1
2	5278	16	1222.5	818	0
3	5253	3	1792.1	558	1
4	5286	4	1730.1	578	1
5	5269	22	1066.1	938	1
6	5287	6	1618.1	618	1
7	5282	7	1567.4	638	1
8	5283	8	1519.8	658	1
9	5276	9	1474.9	678	1
10	5259	10	1432.7	698	1
11	5262	5	1672.2	598	1
12	5272	12	1355	738	1
13	5289	11	1392.8	718	1
14	5273	14	1285.3	778	0
15	5290	15	1253.1	798	1
16	5250	13	1319.3	758	1
17	5286	17	1193.3	838	1
18	5262	18	1165.6	858	1
19	5288	19	1139	878	1
20	5289	20	1113.6	898	1
21	5256	21	1089.3	918	1
22	5263	2	1858.7	538	1
23	5250	23	326.2	3066	1
24	5284	-	1692.0	591	1
25	5262	-	881.8	1134	1
26	5260	-	517.6	1932	1
27	5268	-	1216.5	822	1
28	5284	-	328.1	3048	0
29	5251	-	427.4	2340	1
30	5279	-	801.3	1248	1
Detection Percentage (%)					90.00
Limit					60%
Test Result					Complied

Type 2 Rada Statistical Performance

Radar Statistical Performance Check (802.11ax-HE40 mode-5270MHz)					
Trail #	Test Freq. (MHz)	Pulse Repetition Frequency Number	Pulse Repetition Frequen (Per Second)	PRI (us)	1=Detection 0=Detection
1	5255	1	188	24	1
2	5281	5	172	29	1
3	5259	5	167	23	1
4	5279	4	205	25	1
5	5271	1	197	27	1
6	5306	2	167	27	0
7	5316	2	220	29	1
8	5251	4	188	24	1
9	5279	5	163	26	1
10	5299	2	211	26	1
11	5322	3	182	23	1
12	5252	2	162	28	1
13	5280	4	167	26	1
14	5297	1	197	26	1
15	5258	3	165	29	1
16	5311	5	214	28	1
17	5291	5	221	23	0
18	5269	1	226	26	1
19	5269	4	165	28	1
20	5299	4	177	24	1
21	5275	5	167	27	1
22	5320	4	217	24	1
23	5302	2	227	24	1
24	5308	2	219	27	1
25	5316	2	153	27	0
26	5284	4	154	27	1
27	5324	2	171	26	1
28	5296	3	192	24	1
29	5272	1	212	23	1
30	5266	5	199	24	1
Detection Percentage (%)					90.00
Limit					60%
Test Result					Complied

Type 3 Rada Statistical Performance

Radar Statistical Performance Check (802.11ax-HE40 mode-5270MHz)					
Trail #	Test Freq. (MHz)	Pulse Repetition Frequency Number	Pulse Repetition Frequen (Per Second)	PRI (us)	1=Detection 0=Detection
1	5239	9	420	17	1
2	5235	8	333	17	1
3	5211	7	292	17	0
4	5271	8	358	16	1
5	5248	6	405	16	1
6	5245	8	308	16	1
7	5245	7	442	18	1
8	5271	9	491	18	1
9	5248	10	450	18	1
10	5261	6	306	18	1
11	5254	7	450	16	1
12	5243	8	496	18	1
13	5235	6	376	18	1
14	5218	8	242	17	1
15	5230	9	486	18	1
16	5265	7	461	18	1
17	5251	6	272	16	1
18	5257	9	285	16	1
19	5240	7	488	17	1
20	5217	9	428	18	1
21	5282	8	329	18	0
22	5247	10	489	17	1
23	5251	9	317	18	1
24	5246	7	418	18	1
25	5270	10	383	18	1
26	5214	8	301	17	1
27	5282	6	381	17	1
28	5233	8	340	16	1
29	5250	7	266	18	1
30	5286	6	484	16	1
Detection Percentage (%)					93.33
Limit					60%
Test Result					Complied

Type 4 Rada Statistical Performance

Radar Statistical Performance Check (802.11ax-HE40 mode-5270MHz)					
Trail #	Test Freq. (MHz)	Pulse Repetition Frequency Number	Pulse Repetition Frequen (Per Second)	PRI (us)	1=Detection 0=Detection
1	5259	18	380	13	1
2	5281	19	239	16	1
3	5273	19	462	14	1
4	5266	12	462	15	1
5	5284	13	256	16	1
6	5272	16	351	13	1
7	5278	20	272	12	1
8	5267	15	206	14	1
9	5288	16	463	14	1
10	5269	12	347	15	0
11	5265	14	350	13	1
12	5259	20	377	16	1
13	5251	20	317	12	1
14	5273	18	268	15	1
15	5259	16	490	12	1
16	5286	19	388	12	1
17	5282	14	490	15	1
18	5271	15	422	13	1
19	5278	17	276	14	1
20	5286	17	212	16	1
21	5282	11	297	16	1
22	5277	17	217	15	1
23	5272	14	273	12	1
24	5282	14	266	13	1
25	5257	19	298	16	1
26	5253	11	381	12	1
27	5263	20	383	12	1
28	5272	13	331	12	1
29	5250	13	492	14	1
30	5253	19	298	15	1
Detection Percentage (%)					96.67
Limit					60%
Test Result					Complied

Total Type 1~4 Radar Statistical Performance

Radar Type #	Detection Percentage(%)
1	90.00
2	90.00
3	93.33
4	96.67
Aggregate(Radar Types 1-4)	92.50
Limit	80%
Test Result	Complied

Type 5 Rada Statistical Performance

Radar Statistical Performance Check (802.11ax-HE40 mode-5270MHz)									
Trail #	Test Freq. (MHz)	Brust	No. of Pulses	Pulse Width (us)	Chirp Width (MHz)	Pulse 1-to-2 Spacing(us)	Pulse 2-to-3 Spacing(us)	Starting Location Within Interval (ms)	1=Detection 0=Detection
1	5269	16	1	52	15	1385	1415	755	1
2	5278	15	1	56	15	1713	1572	252	1
3	5253	13	3	55	19	1616	--	611	1
4	5286	10	2	92	7	1393	1852	375	1
5	5269	16	3	53	16	1723	1453	943	1
6	5287	8	3	68	6	1266	1789	560	1
7	5282	8	1	98	18	1472	1141	211	1
8	5283	13	3	89	17	--	1746	499	1
9	5276	13	1	62	16	1183	1441	746	1
10	5259	18	2	56	10	1188	1119	697	1
11	5262	10	2	64	19	1258	1197	934	1
12	5272	12	3	68	12	1497	--	230	1
13	5289	10	2	74	7	1511	1324	952	0
14	5273	18	1	91	20	1989	1619	396	1
15	5290	12	1	53	12	1351	1809	412	1
16	5250	20	2	71	17	1944	1073	810	1
17	5286	16	1	75	12	1962	1125	88	1
18	5262	18	2	55	12	1063	1640	580	1
19	5288	14	2	72	5	--	--	370	1
20	5289	15	1	100	6	1300	1274	319	1
21	5256	16	3	56	17	1967	1671	12	1
22	5263	15	2	59	19	1638	1257	648	1
23	5250	13	2	60	7	1004	1865	975	1
24	5284	14	3	70	12	1531	1759	652	1
25	5262	20	3	99	5	1922	1314	796	1
26	5260	18	2	64	20	1005	1051	868	1
27	5268	16	3	84	12	1200	1206	40	1
28	5284	12	2	85	12	1408	1705	318	0
29	5251	10	3	98	13	--	--	469	1
30	5279	15	3	95	5	1062	1050	83	1
Detection Percentage (%)									93.33
Limit									80%
Test Result									Complied

Type 6 Rada Statistical Performance

Radar Statistical Performance Check (802.11ax-HE40 mode-5270MHz)					
Trail #	Test Freq. (MHz)	Pulse / Hop	Pulse Width (us)	PRI (us)	1=Detection 0=Detection
1	5270	9	1	333	1
2	5270	9	1	333	1
3	5270	9	1	333	1
4	5270	9	1	333	1
5	5270	9	1	333	1
6	5270	9	1	333	1
7	5270	9	1	333	1
8	5270	9	1	333	1
9	5270	9	1	333	0
10	5270	9	1	333	1
11	5270	9	1	333	1
12	5270	9	1	333	1
13	5270	9	1	333	1
14	5270	9	1	333	1
15	5270	9	1	333	1
16	5270	9	1	333	1
17	5270	9	1	333	1
18	5270	9	1	333	0
19	5270	9	1	333	1
20	5270	9	1	333	1
21	5270	9	1	333	1
22	5270	9	1	333	1
23	5270	9	1	333	1
24	5270	9	1	333	1
25	5270	9	1	333	1
26	5270	9	1	333	1
27	5270	9	1	333	1
28	5270	9	1	333	1
29	5270	9	1	333	0
30	5270	9	1	333	1
Detection Percentage (%)					90.00
Limit					70%
Test Result					Complied

Type 1 Rada Statistical Performance

Radar Statistical Performance Check (802.11ax-HE80 mode-5290MHz)					
Trail #	Test Freq. (MHz)	Pulse Repetition Frequency Number	Pulse Repetition Frequen (Per Second)	PRI (us)	1=Detection 0=Detection
1	5288	1	1930.5	518	1
2	5273	16	1222.5	818	1
3	5296	3	1792.1	558	1
4	5269	4	1730.1	578	1
5	5293	22	1066.1	938	1
6	5327	6	1618.1	618	1
7	5297	7	1567.4	638	1
8	5320	8	1519.8	658	1
9	5309	9	1474.9	678	1
10	5322	10	1432.7	698	1
11	5253	5	1672.2	598	1
12	5258	12	1355	738	0
13	5280	11	1392.8	718	1
14	5289	14	1285.3	778	1
15	5274	15	1253.1	798	1
16	5277	13	1319.3	758	1
17	5257	17	1193.3	838	1
18	5314	18	1165.6	858	1
19	5252	19	1139	878	1
20	5261	20	1113.6	898	1
21	5301	21	1089.3	918	0
22	5289	2	1858.7	538	1
23	5262	23	326.2	3066	1
24	5278	-	1692.0	591	1
25	5303	-	881.8	1134	1
26	5271	-	517.6	1932	1
27	5326	-	1216.5	822	1
28	5302	-	328.1	3048	1
29	5306	-	427.4	2340	1
30	5321	-	801.3	1248	1
Detection Percentage (%)					93.33
Limit					60%
Test Result					Complied

Type 2 Rada Statistical Performance

Radar Statistical Performance Check (802.11ax-HE80 mode-5290MHz)					
Trail #	Test Freq. (MHz)	Pulse Repetition Frequency Number	Pulse Repetition Frequen (Per Second)	PRI (us)	1=Detection 0=Detection
1	5264	3	154	23	1
2	5311	2	230	28	1
3	5291	5	210	26	1
4	5312	2	158	26	0
5	5327	5	206	27	1
6	5328	3	167	26	1
7	5297	4	168	26	1
8	5312	3	157	25	1
9	5289	2	182	25	1
10	5311	4	209	25	1
11	5277	5	186	25	1
12	5289	2	156	25	1
13	5306	2	174	23	1
14	5305	2	174	29	0
15	5253	5	209	23	1
16	5269	5	180	24	1
17	5283	5	192	27	1
18	5302	5	230	23	1
19	5304	4	173	27	1
20	5263	4	177	25	1
21	5260	3	213	25	1
22	5261	5	183	25	1
23	5288	3	204	28	1
24	5291	3	223	23	1
25	5292	3	167	25	1
26	5266	3	176	28	0
27	5305	1	156	23	1
28	5314	5	154	25	1
29	5314	5	181	27	1
30	5299	1	200	26	1
Detection Percentage (%)					90.00
Limit					60%
Test Result					Complied

Type 3 Rada Statistical Performance

Radar Statistical Performance Check (802.11ax-HE80 mode-5290MHz)					
Trail #	Test Freq. (MHz)	Pulse Repetition Frequency Number	Pulse Repetition Frequen (Per Second)	PRI (us)	1=Detection 0=Detection
1	5271	9	262	16	1
2	5214	7	226	18	1
3	5269	10	277	16	1
4	5285	6	243	18	1
5	5263	9	244	18	1
6	5220	10	310	18	1
7	5263	8	228	18	1
8	5211	8	403	17	0
9	5256	9	202	17	1
10	5213	8	464	17	1
11	5228	6	429	16	1
12	5264	7	263	18	1
13	5261	7	227	18	1
14	5234	10	374	16	1
15	5262	6	435	16	1
16	5231	6	274	17	1
17	5290	6	212	18	0
18	5213	9	451	16	1
19	5251	8	208	16	1
20	5240	7	248	17	1
21	5276	6	351	16	1
22	5223	8	380	18	1
23	5254	9	401	17	1
24	5229	10	491	17	1
25	5232	6	418	16	1
26	5225	10	408	18	1
27	5261	8	274	18	1
28	5245	8	218	16	1
29	5277	10	342	17	1
30	5245	7	314	16	1
Detection Percentage (%)					93.33
Limit					60%
Test Result					Complied

Type 4 Rada Statistical Performance

Radar Statistical Performance Check (802.11ax-HE80 mode-5290MHz)					
Trail #	Test Freq. (MHz)	Pulse Repetition Frequency Number	Pulse Repetition Frequen (Per Second)	PRI (us)	1=Detection 0=Detection
1	5283	15	472	15	0
2	5256	18	462	12	1
3	5268	11	295	15	1
4	5253	20	371	13	1
5	5262	18	222	16	1
6	5268	11	393	14	1
7	5269	15	363	15	1
8	5283	13	382	13	1
9	5288	16	255	14	1
10	5276	13	426	15	1
11	5272	13	249	16	1
12	5256	14	327	15	1
13	5255	18	458	14	0
14	5284	11	403	12	1
15	5261	20	232	15	1
16	5285	20	298	13	1
17	5261	17	480	12	0
18	5265	20	227	15	1
19	5261	13	375	13	1
20	5288	15	239	16	1
21	5276	11	264	16	1
22	5260	16	411	14	1
23	5255	16	321	12	1
24	5250	14	228	15	0
25	5261	11	389	13	1
26	5265	11	446	12	1
27	5272	15	241	14	1
28	5274	18	209	12	1
29	5256	13	294	16	1
30	5290	20	355	14	1
Detection Percentage (%)					86.67
Limit					60%
Test Result					Complied

Total Type 1~4 Radar Statistical Performance

Radar Type #	Detection Percentage(%)
1	90.00
2	93.33
3	93.33
4	86.67
Aggregate(Radar Types 1-4)	90.83
Limit	80%
Test Result	Complied

Type 5 Rada Statistical Performance

Radar Statistical Performance Check (802.11ax-HE80 mode-5290MHz)									
Trail #	Test Freq. (MHz)	Brust	No. of Pulses	Pulse Width (us)	Chirp Width (MHz)	Pulse 1-to-2 Spacing(us)	Pulse 2-to-3 Spacing(us)	Starting Location Within Interval (ms)	1=Detection 0=Detection
1	5269	9	3	64	6	--	1176	170	1
2	5278	8	1	68	15	1660	1229	509	1
3	5253	12	1	74	9	1867	1197	610	1
4	5286	20	1	53	9	1376	1521	278	1
5	5269	20	1	79	20	1060	1226	725	1
6	5287	16	3	60	18	1482	1758	463	1
7	5282	15	1	74	10	1781	1955	225	1
8	5283	16	2	78	9	1397	1299	937	1
9	5276	9	1	66	14	1847	--	24	1
10	5259	9	2	80	17	--	--	501	0
11	5262	10	1	91	17	1260	1013	397	1
12	5272	16	3	62	13	1764	1178	114	1
13	5289	15	3	64	18	1226	1892	706	1
14	5273	20	3	70	20	1010	1894	22	1
15	5290	10	2	65	11	1315	1909	724	1
16	5250	8	3	90	6	1474	1416	583	1
17	5286	13	2	51	20	1129	1302	60	1
18	5262	16	1	93	16	1633	1653	687	1
19	5288	9	1	62	19	--	1301	534	1
20	5289	14	1	89	15	1668	1404	686	0
21	5256	15	3	72	7	1427	--	757	1
22	5263	18	3	98	7	1097	1685	433	1
23	5250	11	2	99	6	1075	1261	670	1
24	5284	11	2	90	15	1038	1300	141	1
25	5262	11	3	62	8	1311	1110	479	1
26	5260	8	2	51	12	1805	1422	602	1
27	5268	10	1	77	13	1701	1380	80	1
28	5284	8	1	83	12	1363	1282	317	1
29	5251	20	2	71	11	1790	1986	806	1
30	5279	19	1	56	16	1834	1605	129	1
Detection Percentage (%)									93.33
Limit									80%
Test Result									Complied

Type 6 Rada Statistical Performance

Radar Statistical Performance Check (802.11ax-HE80 mode-5290MHz)					
Trail #	Test Freq. (MHz)	Pulse / Hop	Pulse Width (us)	PRI (us)	1=Detection 0=Detection
1	5290	9	1	333	1
2	5290	9	1	333	1
3	5290	9	1	333	1
4	5290	9	1	333	1
5	5290	9	1	333	1
6	5290	9	1	333	1
7	5290	9	1	333	1
8	5290	9	1	333	1
9	5290	9	1	333	1
10	5290	9	1	333	0
11	5290	9	1	333	1
12	5290	9	1	333	1
13	5290	9	1	333	1
14	5290	9	1	333	1
15	5290	9	1	333	1
16	5290	9	1	333	1
17	5290	9	1	333	1
18	5290	9	1	333	1
19	5290	9	1	333	1
20	5290	9	1	333	1
21	5290	9	1	333	1
22	5290	9	1	333	1
23	5290	9	1	333	1
24	5290	9	1	333	1
25	5290	9	1	333	1
26	5290	9	1	333	1
27	5290	9	1	333	1
28	5290	9	1	333	1
29	5290	9	1	333	1
30	5290	9	1	333	1
Detection Percentage (%)					96.67
Limit					70%
Test Result					Complied

Statistical Performance Check Measurement:

Type 1 Rada Statistical Performance

Radar Statistical Performance Check (802.11ax-HE20 mode-5500MHz)					
Trail #	Test Freq. (MHz)	Pulse Repetition Frequency Number	Pulse Repetition Frequen (Per Second)	PRI (us)	1=Detection 0=Detection
1	5491	1	1930.5	518	1
2	5492	16	1222.5	818	1
3	5506	3	1792.1	558	1
4	5497	4	1730.1	578	1
5	5491	22	1066.1	938	1
6	5502	6	1618.1	618	0
7	5500	7	1567.4	638	1
8	5497	8	1519.8	658	1
9	5498	9	1474.9	678	1
10	5510	10	1432.7	698	1
11	5502	5	1672.2	598	1
12	5492	12	1355	738	1
13	5492	11	1392.8	718	0
14	5502	14	1285.3	778	1
15	5495	15	1253.1	798	1
16	5495	13	1319.3	758	1
17	5494	17	1193.3	838	1
18	5509	18	1165.6	858	1
19	5508	19	1139	878	1
20	5508	20	1113.6	898	1
21	5491	21	1089.3	918	1
22	5507	2	1858.7	538	1
23	5504	23	326.2	3066	1
24	5498	-	1692.0	591	1
25	5496	-	881.8	1134	1
26	5500	-	517.6	1932	0
27	5491	-	1216.5	822	1
28	5494	-	328.1	3048	1
29	5501	-	427.4	2340	1
30	5510	-	801.3	1248	1
Detection Percentage (%)					90.00
Limit					60%
Test Result					Complied

Type 2 Rada Statistical Performance

Radar Statistical Performance Check (802.11ax-HE20 mode-5500MHz)					
Trail #	Test Freq. (MHz)	Pulse Width (us)	PRI (us)	Number of Pulses	1=Detection 0=Detection
1	5324	5	189	26	1
2	5282	4	189	25	1
3	5293	2	227	28	1
4	5324	5	227	23	1
5	5317	3	166	28	1
6	5307	4	201	26	1
7	5328	3	202	23	1
8	5320	2	217	26	1
9	5305	4	186	25	1
10	5267	1	190	27	0
11	5301	4	191	29	1
12	5296	2	200	23	1
13	5269	1	177	29	1
14	5259	4	227	26	1
15	5282	1	169	28	1
16	5271	1	195	25	1
17	5310	2	170	26	1
18	5283	1	151	25	1
19	5261	2	192	24	1
20	5308	1	170	28	1
21	5299	1	172	27	1
22	5283	2	208	29	1
23	5316	5	176	27	1
24	5259	2	174	25	1
25	5323	5	173	27	1
26	5309	1	201	28	1
27	5291	4	190	29	1
28	5253	3	189	29	1
29	5280	4	177	25	1
30	5254	3	176	29	1
Detection Percentage (%)					96.67
Limit					60%
Test Result					Complied

Type 3 Rada Statistical Performance

Radar Statistical Performance Check (802.11ax-HE20 mode-5500MHz)					
Trail #	Test Freq. (MHz)	Pulse Repetition Frequency Number	Pulse Repetition Frequen (Per Second)	PRI (us)	1=Detection 0=Detection
1	5244	6	318	18	1
2	5255	6	425	17	0
3	5235	10	319	16	1
4	5212	10	380	16	1
5	5279	6	425	16	1
6	5274	9	399	17	1
7	5229	9	283	16	1
8	5250	8	248	18	1
9	5250	6	238	18	1
10	5222	6	313	18	1
11	5235	8	341	17	0
12	5246	9	260	17	1
13	5249	7	458	17	1
14	5265	7	294	18	1
15	5267	9	217	16	0
16	5268	10	489	16	1
17	5242	9	458	17	1
18	5255	9	305	18	1
19	5239	6	284	16	1
20	5264	10	470	16	1
21	5224	9	453	17	1
22	5210	8	424	16	0
23	5281	8	243	16	1
24	5221	10	235	18	1
25	5247	9	442	18	1
26	5244	6	489	18	1
27	5247	6	242	16	1
28	5256	10	232	16	1
29	5248	10	351	17	1
30	5255	6	388	18	1
Detection Percentage (%)					86.67
Limit					60%
Test Result					Complied

Type 4 Rada Statistical Performance

Radar Statistical Performance Check (802.11ax-HE20 mode-5500MHz)					
Trail #	Test Freq. (MHz)	Pulse Repetition Frequency Number	Pulse Repetition Frequen (Per Second)	PRI (us)	1=Detection 0=Detection
1	5289	19	494	12	1
2	5270	16	483	14	1
3	5274	18	362	15	0
4	5251	20	372	13	1
5	5257	12	327	16	1
6	5259	13	284	13	1
7	5290	18	364	13	1
8	5271	18	244	14	1
9	5280	19	347	15	1
10	5271	13	421	13	1
11	5267	15	223	15	1
12	5287	12	422	16	1
13	5273	20	379	16	1
14	5281	19	316	13	1
15	5270	18	360	12	1
16	5271	17	443	13	1
17	5288	20	450	15	1
18	5264	20	220	16	1
19	5255	19	206	16	1
20	5267	15	449	15	1
21	5254	16	337	13	1
22	5282	17	434	16	1
23	5278	20	312	14	1
24	5250	17	356	15	1
25	5260	20	267	16	0
26	5257	13	318	13	0
27	5282	17	492	12	1
28	5284	17	314	13	1
29	5274	19	392	15	1
30	5290	12	258	13	1
Detection Percentage (%)					90.00
Limit					60%
Test Result					Complied

Total Type 1~4 Radar Statistical Performance

Radar Type #	Detection Percentage(%)
1	96.67
2	86.67
3	90.00
4	90.00
Aggregate(Radar Types 1-4)	90.83
Limit	80%
Test Result	Complied

Type 5 Rada Statistical Performance

Radar Statistical Performance Check (802.11ax-HE20 mode-5500MHz)									
Trail #	Test Freq. (MHz)	Brust	No. of Pulses	Pulse Width (us)	Chirp Width (MHz)	Pulse 1-to-2 Spacing(us)	Pulse 2-to-3 Spacing(us)	Starting Location Within Interval (ms)	1=Detection 0=Detection
1	5269	11	2	62	20	1005	1477	14	1
2	5278	13	1	93	5	1032	--	795	1
3	5253	13	1	68	12	1713	1838	456	1
4	5286	16	3	94	9	1904	1094	923	1
5	5269	19	1	86	10	1160	1288	558	0
6	5287	18	2	92	13	1793	1399	742	1
7	5282	19	2	99	19	1553	1999	649	1
8	5283	16	1	93	8	1938	1434	984	1
9	5276	12	2	99	18	1374	1320	913	0
10	5259	17	2	71	15	1058	1544	1000	1
11	5262	13	3	74	15	1541	1883	750	1
12	5272	10	1	62	11	--	--	592	1
13	5289	8	3	90	15	--	1831	476	1
14	5273	13	2	54	17	1516	1808	144	1
15	5290	17	1	80	13	1701	1480	898	1
16	5250	11	2	52	16	1951	1295	985	0
17	5286	10	3	89	16	1706	1756	621	1
18	5262	18	2	73	6	1259	1372	384	1
19	5288	18	2	54	6	1642	1709	630	1
20	5289	17	3	99	12	1630	1596	321	1
21	5256	11	2	56	14	1682	1044	280	1
22	5263	13	1	57	13	--	--	51	1
23	5250	16	3	61	9	1846	1966	447	1
24	5284	17	3	93	15	1614	1747	442	1
25	5262	20	3	93	11	1534	1833	193	1
26	5260	17	1	59	6	1201	1842	437	0
27	5268	16	2	62	16	--	1724	608	1
28	5284	11	3	58	8	1527	1534	191	1
29	5251	14	2	95	6	1860	1119	30	1
30	5279	18	1	59	15	1161	1286	154	1
Detection Percentage (%)									86.67
Limit									80%
Test Result									Complied

Type 6 Rada Statistical Performance

Radar Statistical Performance Check (802.11ax-HE20 mode-5500MHz)					
Trail #	Test Freq. (MHz)	Pulse / Hop	Pulse Width (us)	PRI (us)	1=Detection 0=Detection
1	5491	9	1	333	1
2	5492	9	1	333	1
3	5506	9	1	333	1
4	5497	9	1	333	1
5	5491	9	1	333	1
6	5502	9	1	333	1
7	5500	9	1	333	1
8	5497	9	1	333	1
9	5498	9	1	333	1
10	5510	9	1	333	1
11	5502	9	1	333	1
12	5492	9	1	333	0
13	5492	9	1	333	1
14	5502	9	1	333	1
15	5495	9	1	333	1
16	5495	9	1	333	1
17	5494	9	1	333	1
18	5509	9	1	333	1
19	5508	9	1	333	1
20	5508	9	1	333	1
21	5491	9	1	333	1
22	5507	9	1	333	1
23	5504	9	1	333	1
24	5498	9	1	333	1
25	5496	9	1	333	1
26	5500	9	1	333	1
27	5491	9	1	333	1
28	5494	9	1	333	1
29	5501	9	1	333	1
30	5510	9	1	333	1
Detection Percentage (%)					96.67
Limit					70%
Test Result					Complied

Type 1 Rada Statistical Performance

Radar Statistical Performance Check (802.11ax-HE40 mode-5510MHz)					
Trail #	Test Freq. (MHz)	Pulse Repetition Frequency Number	Pulse Repetition Frequen (Per Second)	PRI (us)	1=Detection 0=Detection
1	5522	1	1930.5	518	1
2	5504	16	1222.5	818	1
3	5508	3	1792.1	558	1
4	5504	4	1730.1	578	1
5	5508	22	1066.1	938	1
6	5516	6	1618.1	618	1
7	5522	7	1567.4	638	1
8	5500	8	1519.8	658	1
9	5497	9	1474.9	678	1
10	5516	10	1432.7	698	1
11	5528	5	1672.2	598	1
12	5504	12	1355	738	1
13	5500	11	1392.8	718	1
14	5529	14	1285.3	778	1
15	5521	15	1253.1	798	1
16	5495	13	1319.3	758	0
17	5502	17	1193.3	838	1
18	5500	18	1165.6	858	1
19	5497	19	1139	878	1
20	5504	20	1113.6	898	1
21	5513	21	1089.3	918	1
22	5527	2	1858.7	538	1
23	5511	23	326.2	3066	1
24	5528	-	1692.0	591	1
25	5517	-	881.8	1134	1
26	5521	-	517.6	1932	1
27	5509	-	1216.5	822	1
28	5499	-	328.1	3048	0
29	5493	-	427.4	2340	1
30	5501	-	801.3	1248	1
Detection Percentage (%)					93.33
Limit					60%
Test Result					Complied

Type 2 Rada Statistical Performance

Radar Statistical Performance Check (802.11ax-HE40 mode-5510MHz)					
Trail #	Test Freq. (MHz)	Pulse Repetition Frequency Number	Pulse Repetition Frequen (Per Second)	PRI (us)	1=Detection 0=Detection
1	5303	2	184	23	1
2	5261	5	203	25	1
3	5267	5	196	29	1
4	5259	5	191	25	1
5	5269	2	188	24	1
6	5319	3	163	29	0
7	5319	3	156	23	1
8	5273	1	155	28	1
9	5303	4	214	29	1
10	5266	3	178	25	1
11	5270	5	153	25	1
12	5310	2	183	29	1
13	5262	2	215	26	1
14	5262	4	151	28	1
15	5256	5	217	29	1
16	5271	5	228	23	1
17	5314	5	188	26	0
18	5276	1	190	25	1
19	5317	2	212	24	1
20	5277	5	171	28	1
21	5316	2	191	25	1
22	5268	3	166	23	1
23	5306	4	196	28	1
24	5324	4	203	29	0
25	5296	3	157	28	1
26	5299	4	229	24	1
27	5315	2	155	25	1
28	5311	1	201	24	1
29	5250	4	207	28	1
30	5310	5	199	29	1
Detection Percentage (%)					90.00
Limit					60%
Test Result					Complied

Type 3 Rada Statistical Performance

Radar Statistical Performance Check (802.11ax-HE40 mode-5510MHz)					
Trail #	Test Freq. (MHz)	Pulse Repetition Frequency Number	Pulse Repetition Frequen (Per Second)	PRI (us)	1=Detection 0=Detection
1	5283	9	454	17	1
2	5262	6	452	18	1
3	5287	10	203	16	1
4	5257	7	489	16	1
5	5269	10	492	16	1
6	5257	9	369	16	1
7	5263	7	307	17	1
8	5272	6	467	18	1
9	5210	6	339	17	1
10	5290	7	292	16	1
11	5211	8	261	18	1
12	5282	10	219	16	0
13	5243	6	338	18	1
14	5227	6	238	16	1
15	5232	10	289	16	1
16	5272	8	489	17	1
17	5243	10	484	17	1
18	5235	6	276	18	1
19	5247	8	282	18	1
20	5280	8	309	17	1
21	5255	9	484	17	1
22	5279	7	240	16	1
23	5276	8	273	17	1
24	5247	6	204	17	1
25	5247	9	495	18	1
26	5286	6	388	18	1
27	5235	9	444	17	1
28	5286	7	270	16	1
29	5243	9	201	18	1
30	5222	8	445	16	1
Detection Percentage (%)					96.67
Limit					60%
Test Result					Complied

Type 4 Rada Statistical Performance

Radar Statistical Performance Check (802.11ax-HE40 mode-5510MHz)					
Trail #	Test Freq. (MHz)	Pulse Repetition Frequency Number	Pulse Repetition Frequen (Per Second)	PRI (us)	1=Detection 0=Detection
1	5263	15	448	15	1
2	5264	18	267	15	1
3	5250	15	385	13	1
4	5270	16	381	15	1
5	5262	16	378	16	1
6	5278	14	419	13	0
7	5269	19	388	12	1
8	5273	15	415	14	1
9	5263	18	251	14	1
10	5278	20	319	16	0
11	5288	15	343	15	1
12	5277	18	370	15	1
13	5261	17	225	12	1
14	5266	16	460	13	1
15	5259	18	422	13	1
16	5257	17	324	14	1
17	5274	14	237	15	1
18	5284	18	321	13	1
19	5284	15	468	15	0
20	5251	18	421	14	1
21	5250	16	225	16	1
22	5265	20	349	15	1
23	5277	17	462	16	1
24	5272	20	332	16	1
25	5251	15	394	15	1
26	5286	13	417	12	1
27	5289	13	349	15	1
28	5276	11	448	16	1
29	5271	18	500	14	0
30	5268	18	330	13	1
Detection Percentage (%)					86.67
Limit					60%
Test Result					Complied

Total Type 1~4 Radar Statistical Performance

Radar Type #	Detection Percentage(%)
1	93.33
2	90
3	96.67
4	86.67
Aggregate(Radar Types 1-4)	91.67
Limit	80%
Test Result	Complied

Type 5 Rada Statistical Performance

Radar Statistical Performance Check (802.11ax-HE40 mode-5510MHz)									
Trail #	Test Freq. (MHz)	Brust	No. of Pulses	Pulse Width (us)	Chirp Width (MHz)	Pulse 1-to-2 Spacing(us)	Pulse 2-to-3 Spacing(us)	Starting Location Within Interval (ms)	1=Detection 0=Detection
1	5269	11	3	66	9	1932	1572	946	1
2	5278	19	3	86	10	1577	1265	420	0
3	5253	12	2	74	18	1377	1039	481	1
4	5286	16	3	56	8	1543	1107	411	1
5	5269	10	2	54	16	1205	1868	580	1
6	5287	10	1	95	12	1674	1117	50	1
7	5282	9	2	75	18	1489	1129	928	1
8	5283	15	1	72	16	1946	1376	119	1
9	5276	17	1	69	18	1510	1249	191	1
10	5259	13	2	50	7	1459	1309	155	1
11	5262	10	1	87	9	1946	2000	209	0
12	5272	9	1	94	20	1479	1109	939	1
13	5289	10	2	73	20	1785	1538	508	1
14	5273	20	1	95	11	1506	1201	296	1
15	5290	13	3	58	12	1027	1937	235	1
16	5250	9	3	88	19	1386	1784	417	1
17	5286	9	1	52	9	1149	1615	543	1
18	5262	11	3	97	13	1831	1868	632	1
19	5288	9	1	96	14	1130	1426	657	0
20	5289	19	2	78	14	1214	1599	99	1
21	5256	12	3	50	5	1263	1198	550	1
22	5263	9	2	79	7	1552	1697	780	1
23	5250	16	1	50	18	1550	1403	958	1
24	5284	12	2	82	8	1012	1705	328	1
25	5262	11	2	76	18	1014	1677	271	1
26	5260	13	2	98	15	1152	1138	831	1
27	5268	19	2	51	5	1143	1843	183	1
28	5284	17	2	75	10	1356	1743	206	1
29	5251	16	1	74	11	1535	1909	52	0
30	5279	14	2	73	7	1568	1085	73	1
Detection Percentage (%)									86.67
Limit									80%
Test Result									Complied

Type 6 Rada Statistical Performance

Radar Statistical Performance Check (802.11ax-HE40 mode-5510MHz)					
Trail #	Test Freq. (MHz)	Pulse / Hop	Pulse Width (us)	PRI (us)	1=Detection 0=Detection
1	5510	9	1	333	1
2	5510	9	1	333	0
3	5510	9	1	333	1
4	5510	9	1	333	0
5	5510	9	1	333	1
6	5510	9	1	333	1
7	5510	9	1	333	1
8	5510	9	1	333	1
9	5510	9	1	333	1
10	5510	9	1	333	1
11	5510	9	1	333	1
12	5510	9	1	333	0
13	5510	9	1	333	1
14	5510	9	1	333	1
15	5510	9	1	333	1
16	5510	9	1	333	1
17	5510	9	1	333	0
18	5510	9	1	333	1
19	5510	9	1	333	1
20	5510	9	1	333	1
21	5510	9	1	333	1
22	5510	9	1	333	1
23	5510	9	1	333	1
24	5510	9	1	333	1
25	5510	9	1	333	0
26	5510	9	1	333	1
27	5510	9	1	333	1
28	5510	9	1	333	1
29	5510	9	1	333	1
30	5510	9	1	333	1
Detection Percentage (%)					83.33
Limit					70%
Test Result					Complied

Type 1 Rada Statistical Performance

Radar Statistical Performance Check (802.11ax-HE80 mode-5530MHz)					
Trail #	Test Freq. (MHz)	Pulse Repetition Frequency Number	Pulse Repetition Frequen (Per Second)	PRI (us)	1=Detection 0=Detection
1	5546	1	1930.5	518	1
2	5536	16	1222.5	818	0
3	5524	3	1792.1	558	1
4	5511	4	1730.1	578	1
5	5498	22	1066.1	938	1
6	5527	6	1618.1	618	1
7	5500	7	1567.4	638	1
8	5547	8	1519.8	658	1
9	5534	9	1474.9	678	1
10	5549	10	1432.7	698	1
11	5507	5	1672.2	598	0
12	5536	12	1355	738	1
13	5497	11	1392.8	718	1
14	5539	14	1285.3	778	1
15	5517	15	1253.1	798	1
16	5554	13	1319.3	758	1
17	5542	17	1193.3	838	1
18	5520	18	1165.6	858	1
19	5554	19	1139	878	0
20	5564	20	1113.6	898	1
21	5521	21	1089.3	918	1
22	5550	2	1858.7	538	1
23	5533	23	326.2	3066	1
24	5506	-	1692.0	591	1
25	5494	-	881.8	1134	1
26	5540	-	517.6	1932	1
27	5515	-	1216.5	822	1
28	5491	-	328.1	3048	1
29	5494	-	427.4	2340	0
30	5527	-	801.3	1248	1
Detection Percentage (%)					86.67
Limit					60%
Test Result					Complied

Type 2 Rada Statistical Performance

Radar Statistical Performance Check (802.11ax-HE80 mode-5530MHz)					
Trail #	Test Freq. (MHz)	Pulse Repetition Frequency Number	Pulse Repetition Frequen (Per Second)	PRI (us)	1=Detection 0=Detection
1	5313	2	171	28	1
2	5294	3	211	24	1
3	5304	1	176	25	1
4	5293	3	190	24	1
5	5276	1	212	27	1
6	5289	5	153	29	1
7	5308	5	196	25	1
8	5273	4	170	29	1
9	5261	3	185	29	1
10	5294	3	196	23	1
11	5322	3	195	26	1
12	5323	4	211	26	0
13	5316	4	217	28	1
14	5294	4	165	27	1
15	5284	2	172	25	1
16	5257	1	160	26	1
17	5279	2	204	23	1
18	5311	3	188	23	1
19	5260	3	153	25	1
20	5325	1	205	25	0
21	5304	5	214	27	1
22	5315	1	227	26	1
23	5308	4	205	26	1
24	5263	3	204	23	1
25	5286	5	162	29	1
26	5251	5	168	25	0
27	5296	1	224	28	1
28	5292	1	230	29	1
29	5283	3	189	24	1
30	5303	3	175	25	1
Detection Percentage (%)					90.00
Limit					60%
Test Result					Complied

Type 3 Rada Statistical Performance

Radar Statistical Performance Check (802.11ax-HE80 mode-5530MHz)					
Trail #	Test Freq. (MHz)	Pulse Repetition Frequency Number	Pulse Repetition Frequen (Per Second)	PRI (us)	1=Detection 0=Detection
1	5219	9	269	16	0
2	5220	7	370	17	1
3	5233	10	281	16	1
4	5268	7	275	17	1
5	5264	7	488	17	1
6	5230	9	237	17	1
7	5246	7	291	17	1
8	5260	10	289	16	1
9	5231	10	348	16	1
10	5234	9	468	18	1
11	5274	8	376	16	1
12	5260	6	204	17	1
13	5231	6	375	16	1
14	5286	7	294	17	1
15	5218	10	491	18	1
16	5211	8	241	16	1
17	5289	10	275	16	1
18	5281	6	466	18	1
19	5220	7	488	18	1
20	5275	9	388	16	1
21	5221	8	352	16	1
22	5245	6	393	16	1
23	5254	10	288	18	1
24	5264	10	259	16	1
25	5261	9	473	17	1
26	5233	7	240	16	1
27	5217	7	367	16	1
28	5233	8	435	16	1
29	5214	10	343	16	1
30	5276	10	304	18	1
Detection Percentage (%)					96.67
Limit					60%
Test Result					Complied

Type 4 Rada Statistical Performance

Radar Statistical Performance Check (802.11ax-HE80 mode-5530MHz)					
Trail #	Test Freq. (MHz)	Pulse Repetition Frequency Number	Pulse Repetition Frequen (Per Second)	PRI (us)	1=Detection 0=Detection
1	5274	15	245	12	1
2	5280	15	272	12	1
3	5267	18	272	13	1
4	5261	16	215	16	1
5	5254	15	285	14	1
6	5283	18	247	15	1
7	5264	16	441	14	1
8	5251	20	255	15	1
9	5287	16	374	15	1
10	5256	11	368	13	1
11	5250	15	221	16	1
12	5272	15	377	13	1
13	5264	18	345	12	0
14	5257	16	496	15	1
15	5285	20	346	13	1
16	5286	15	481	15	1
17	5255	20	287	13	1
18	5258	12	405	15	1
19	5282	18	294	14	1
20	5286	17	390	16	1
21	5264	16	471	13	1
22	5271	18	217	15	0
23	5282	16	416	15	1
24	5273	15	229	13	1
25	5286	16	484	12	1
26	5280	14	294	13	1
27	5259	18	372	15	1
28	5283	15	229	14	1
29	5282	11	209	12	1
30	5253	16	206	14	1
Detection Percentage (%)					93.33
Limit					60%
Test Result					Complied

Total Type 1~4 Radar Statistical Performance

Radar Type #	Detection Percentage(%)
1	86.67
2	90.00
3	96.67
4	93.33
Aggregate(Radar Types 1-4)	91.67
Limit	80%
Test Result	Complied

Type 5 Rada Statistical Performance

Radar Statistical Performance Check (802.11ax-HE80 mode-5530MHz)									
Trail #	Test Freq. (MHz)	Brust	No. of Pulses	Pulse Width (us)	Chirp Width (MHz)	Pulse 1-to-2 Spacing(us)	Pulse 2-to-3 Spacing(us)	Starting Location Within Interval (ms)	1=Detection 0=Detection
1	5269	18	1	54	5	1576	1840	107	1
2	5278	20	1	86	12	1496	1231	697	1
3	5253	15	2	62	8	1085	1319	264	1
4	5286	16	2	73	8	1415	1004	874	1
5	5269	10	1	100	15	1795	1023	653	1
6	5287	14	2	61	18	1958	1822	381	0
7	5282	14	3	81	18	1229	1736	370	1
8	5283	8	2	82	12	1056	1856	320	1
9	5276	8	3	70	6	1269	1397	910	1
10	5259	15	1	97	16	1883	1723	390	1
11	5262	15	1	73	7	1023	1625	478	1
12	5272	20	2	97	11	1902	1820	464	0
13	5289	9	2	70	5	1480	1004	890	1
14	5273	16	2	95	15	1170	1298	254	1
15	5290	12	2	60	17	1078	1754	48	1
16	5250	10	2	99	5	1981	1479	68	1
17	5286	20	2	74	20	1419	1628	371	1
18	5262	13	3	84	12	1050	1011	592	1
19	5288	20	3	62	18	1393	1228	421	1
20	5289	18	2	77	18	1304	1597	34	1
21	5256	19	2	97	12	1462	1213	408	1
22	5263	12	2	50	11	1292	2000	949	1
23	5250	12	2	63	6	1658	1789	608	0
24	5284	10	1	56	17	1209	1703	207	1
25	5262	9	3	84	6	1373	1130	160	1
26	5260	10	3	52	8	1531	1850	233	1
27	5268	17	3	98	7	1707	1111	430	1
28	5284	14	2	51	14	1032	1137	423	1
29	5251	20	3	69	18	1487	1292	659	1
30	5279	9	3	72	20	1228	1558	71	1
Detection Percentage (%)									90.00
Limit									80%
Test Result									Complied

Type 6 Rada Statistical Performance

Radar Statistical Performance Check (802.11ax-HE80 mode-5530MHz)					
Trail #	Test Freq. (MHz)	Pulse / Hop	Pulse Width (us)	PRI (us)	1=Detection 0=Detection
1	5530	9	1	333	1
2	5530	9	1	333	1
3	5530	9	1	333	1
4	5530	9	1	333	1
5	5530	9	1	333	1
6	5530	9	1	333	1
7	5530	9	1	333	1
8	5530	9	1	333	1
9	5530	9	1	333	1
10	5530	9	1	333	0
11	5530	9	1	333	1
12	5530	9	1	333	1
13	5530	9	1	333	1
14	5530	9	1	333	1
15	5530	9	1	333	1
16	5530	9	1	333	1
17	5530	9	1	333	1
18	5530	9	1	333	1
19	5530	9	1	333	1
20	5530	9	1	333	1
21	5530	9	1	333	1
22	5530	9	1	333	1
23	5530	9	1	333	1
24	5530	9	1	333	1
25	5530	9	1	333	1
26	5530	9	1	333	1
27	5530	9	1	333	1
28	5530	9	1	333	1
29	5530	9	1	333	1
30	5530	9	1	333	1
Detection Percentage (%)					96.67
Limit					70%
Test Result					Complied