Peak to Average Ratio

NR Band	SCS (kHz)	Bandwidth (MHz)	Arfcn	Freq (MHz)	Modulation	RB	Result (dB)	Limit (dB)	Verdict
78	30	80	650000	3750.0	DFT-s-OFDM PI/2 BPSK	216@0	6.28	13	**PASS**
78	30	80	650000	3750.0	DFT-s-OFDM PI/2 BPSK	1@0	6.41	13	**PASS**
78	30	80	650000	3750.0	DFT-s-OFDM QPSK	216@0	6.25	13	**PASS**
78	30	80	650000	3750.0	DFT-s-OFDM QPSK	1@0	6.25	13	**PASS**

N78(80M)_DFT-s-OFDM_PI_2-BPSK_Outer_Full_Mid_CH

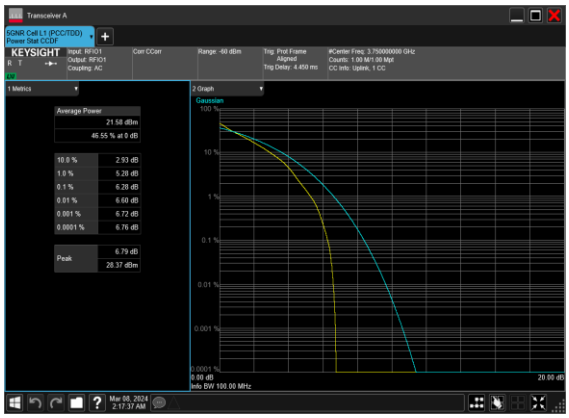

N78(80M)_DFT-s-OFDM_PI_2-BPSK_Edge_1RB_Left_Mid_CH

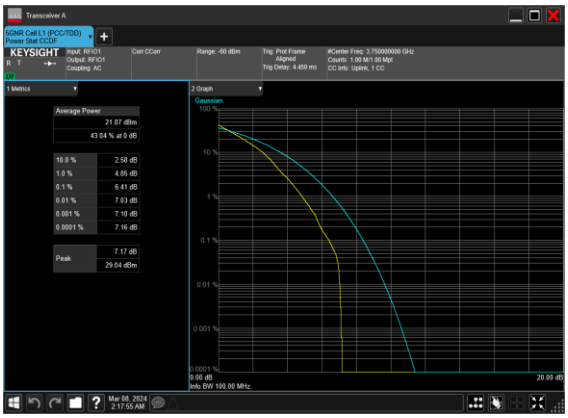

N78(80M)_DFT-s-OFDM_QPSK_Outer_Full_Mid_CH

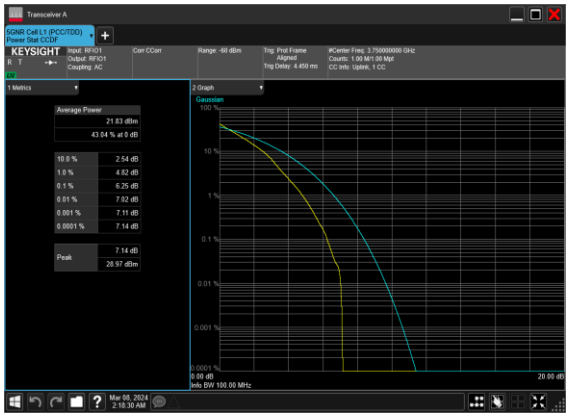

N78(80M)_DFT-s-OFDM_QPSK_Edge_1RB_Left_Mid_CH

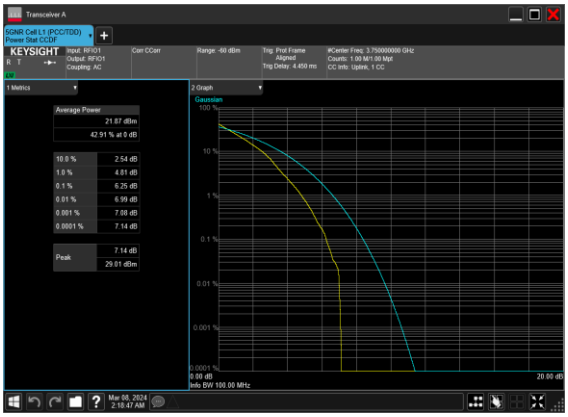

Occupied Bandwidth

NR Band	SCS (kHz)	Bandwidth (MHz)	Arfcn	Freq (MHz)	Modulation	RB	OBW (MHz)	26dB BW (MHz)
78	30	80	650000	3750.0	CP-OFDM QPSK	217@0	77.535	79.96
78	30	80	650000	3750.0	CP-OFDM 16 QAM	217@0	77.578	80.11
78	30	80	650000	3750.0	CP-OFDM 64 QAM	217@0	77.534	80.04
78	30	80	650000	3750.0	CP-OFDM 256 QAM	217@0	77.491	79.89

N78(80M)_CP-OFDM_QPSK_Outer_Full_Mid_CH

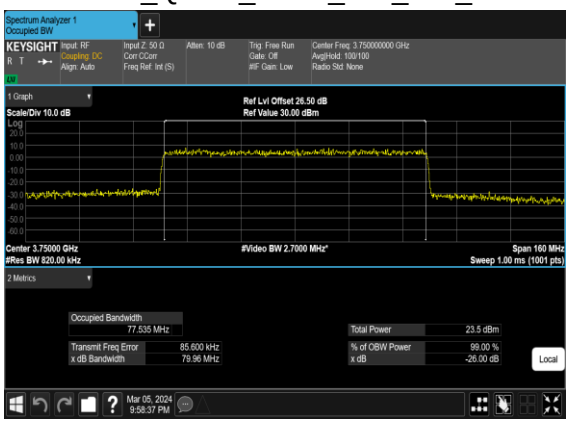

N78(80M)_CP-OFDM_16 QAM_Outer_Full_Mid_CH

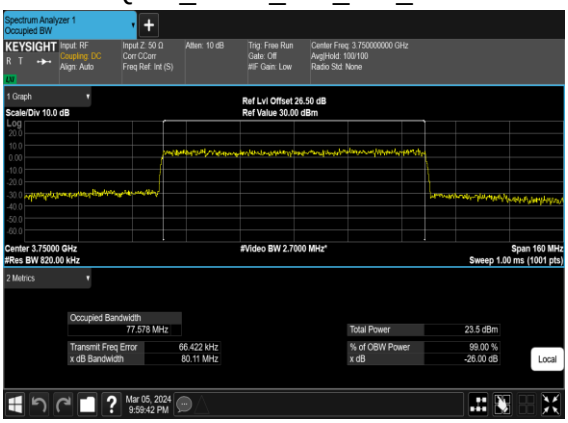

N78(80M)_CP-OFDM_64 QAM_Outer_Full_Mid_CH

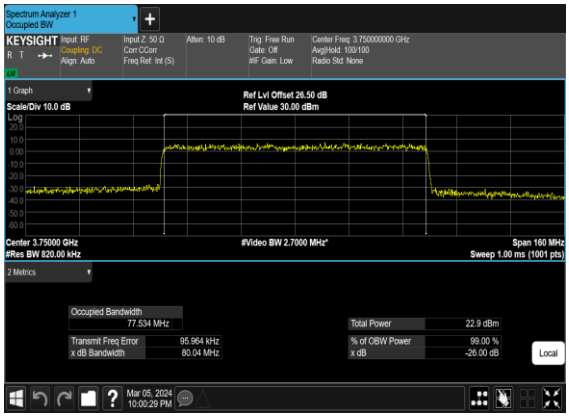

N78(80M)_CP-OFDM_256 QAM_Outer_Full_Mid_CH

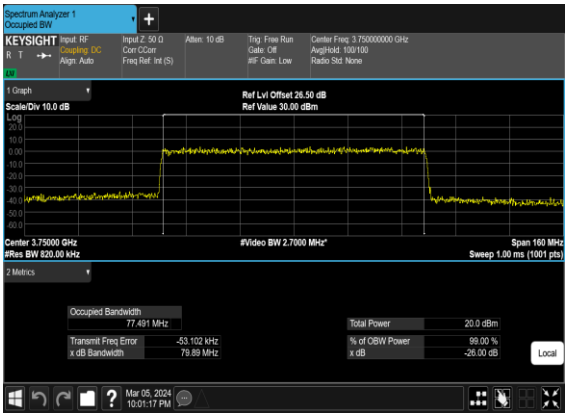

Conducted Spurious Emissions

NR Band	SCS (kHz)	Bandwidth (MHz)	Arfcn	Freq (MHz)	Modulation	RB	Result	Verdict
78	30	80	649334	3740.01	DFT-s-OFDM BPSK	1@0	see graph	**---**
78	30	80	649334	3740.01	DFT-s-OFDM BPSK	1@0	see graph	**PASS**
78	30	80	649334	3740.01	DFT-s-OFDM BPSK	1@0	see graph	**PASS**
78	30	80	649334	3740.01	DFT-s-OFDM QPSK	1@0	see graph	**---**
78	30	80	649334	3740.01	DFT-s-OFDM QPSK	1@0	see graph	**PASS**
78	30	80	649334	3740.01	DFT-s-OFDM QPSK	1@0	see graph	**PASS**
78	30	80	650000	3750.0	DFT-s-OFDM BPSK	1@0	see graph	**---**
78	30	80	650000	3750.0	DFT-s-OFDM BPSK	1@0	see graph	**PASS**
78	30	80	650000	3750.0	DFT-s-OFDM BPSK	1@0	see graph	**PASS**
78	30	80	650000	3750.0	DFT-s-OFDM QPSK	1@0	see graph	**---**
78	30	80	650000	3750.0	DFT-s-OFDM QPSK	1@0	see graph	**PASS**
78	30	80	650000	3750.0	DFT-s-OFDM QPSK	1@0	see graph	**PASS**
78	30	80	650666	3759.99	DFT-s-OFDM BPSK	1@0	see graph	**---**
78	30	80	650666	3759.99	DFT-s-OFDM BPSK	1@0	see graph	**PASS**
78	30	80	650666	3759.99	DFT-s-OFDM BPSK	1@0	see graph	**PASS**
78	30	80	650666	3759.99	DFT-s-OFDM QPSK	1@0	see graph	**---**
78	30	80	650666	3759.99	DFT-s-OFDM QPSK	1@0	see graph	**PASS**
78	30	80	650666	3759.99	DFT-s-OFDM QPSK	1@0	see graph	**PASS**

N78(80M)_DFT-s-OFDM_BPSK_Edge_1RB_Left_Low_CH

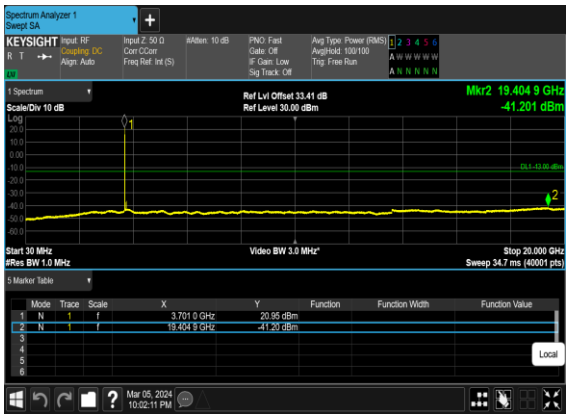

N78(80M)_DFT-s-OFDM_BPSK_Edge_1RB_Left_Low_CH

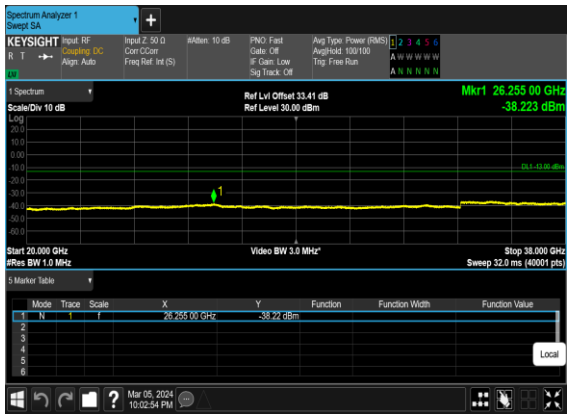

N78(80M)_DFT-s-OFDM_QPSK_Edge_1RB_Left_Low_CH

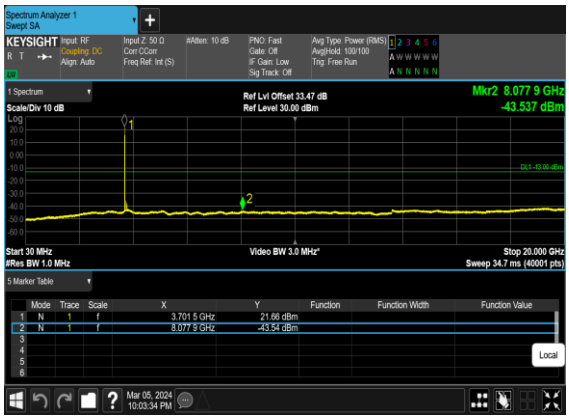

N78(80M)_DFT-s-OFDM_QPSK_Edge_1RB_Left_Low_CH

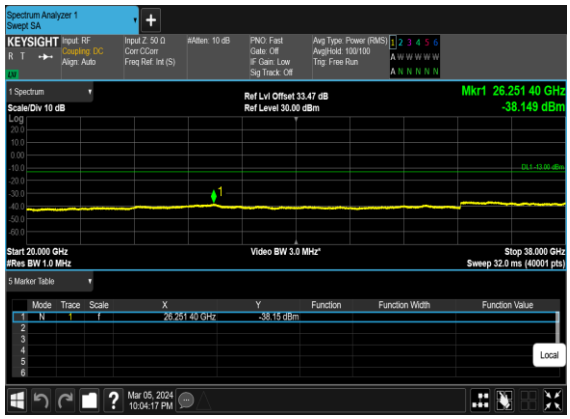

N78(80M)_DFT-s-OFDM_BPSK_Edge_1RB_Left_Mid_CH

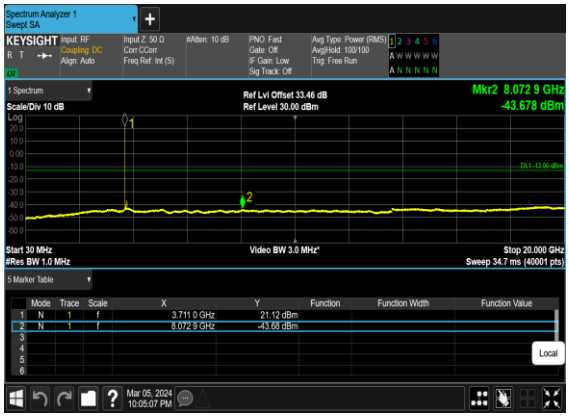

N78(80M)_DFT-s-OFDM_BPSK_Edge_1RB_Left_Mid_CH

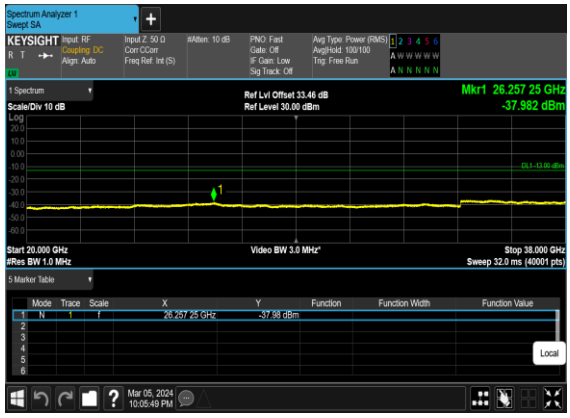

N78(80M)_DFT-s-OFDM_QPSK_Edge_1RB_Left_Mid_CH

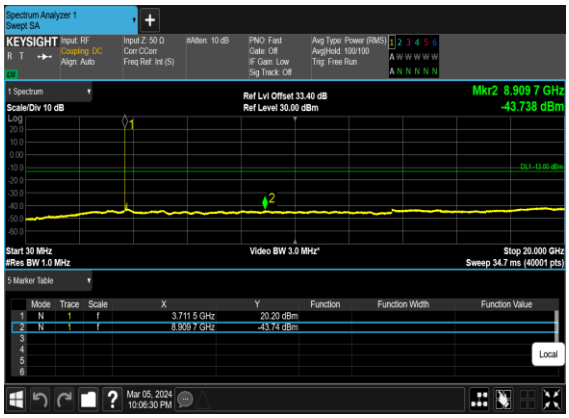

N78(80M)_DFT-s-OFDM_QPSK_Edge_1RB_Left_Mid_CH

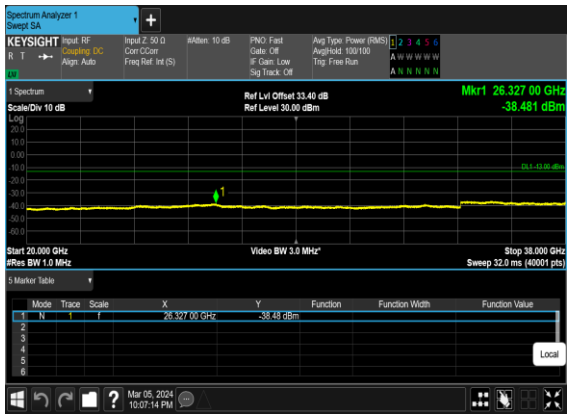

N78(80M)_DFT-s-OFDM_BPSK_Edge_1RB_Left_High_CH

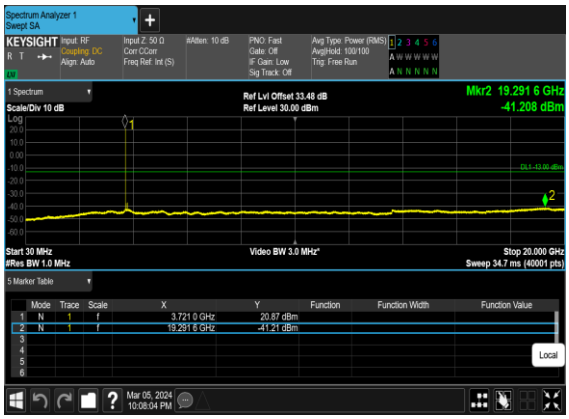

N78(80M)_DFT-s-OFDM_BPSK_Edge_1RB_Left_High_CH

N78(80M)_DFT-s-OFDM_QPSK_Edge_1RB_Left_High_CH

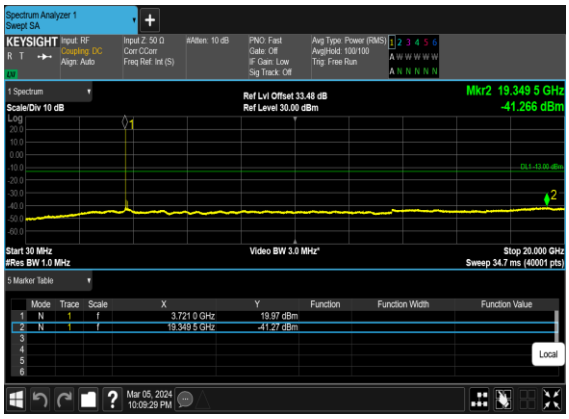

N78(80M)_DFT-s-OFDM_QPSK_Edge_1RB_Left_High_CH

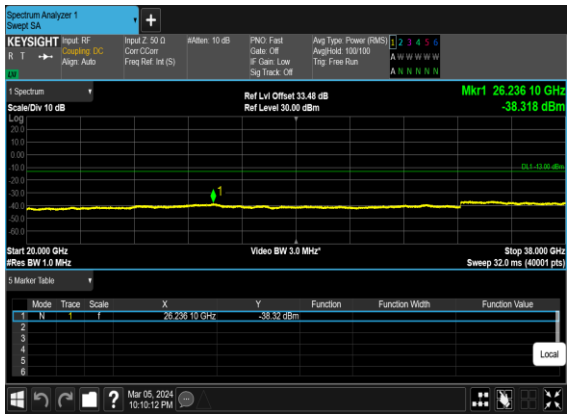

Conducted Band Edge

NR Band	SCS (kHz)	Bandwidth (MHz)	Arfcn	Freq (MHz)	Modulation	RB	Result	Verdict
78	30	80	649334	3740.01	DFT-s-OFDM BPSK	1@0	see graph	**PASS**
78	30	80	649334	3740.01	DFT-s-OFDM QPSK	1@0	see graph	**PASS**
78	30	80	649334	3740.01	DFT-s-OFDM BPSK	216@0	see graph	**PASS**
78	30	80	649334	3740.01	DFT-s-OFDM QPSK	216@0	see graph	**PASS**
78	30	80	650666	3759.99	DFT-s-OFDM BPSK	1@216	see graph	**PASS**
78	30	80	650666	3759.99	DFT-s-OFDM QPSK	1@216	see graph	**PASS**
78	30	80	650666	3759.99	DFT-s-OFDM BPSK	216@0	see graph	**PASS**
78	30	80	650666	3759.99	DFT-s-OFDM QPSK	216@0	see graph	**PASS**

N78(80M)_DFT-s-OFDM_BPSK_Edge_1RB_Left_Low_CH

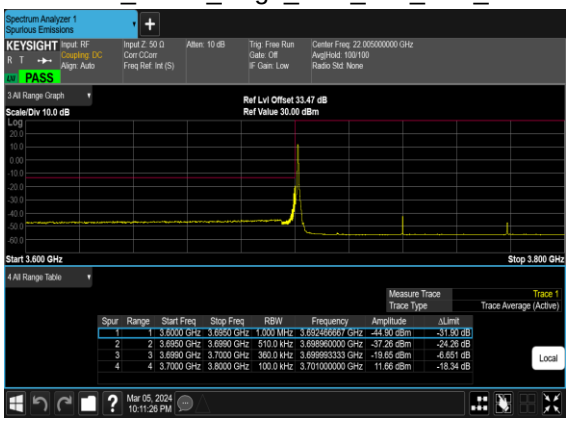

N78(80M)_DFT-s-OFDM_QPSK_Edge_1RB_Left_Low_CH

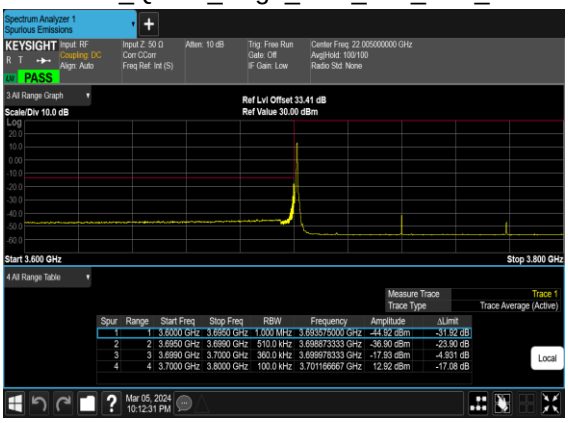

N78(80M)_DFT-s-OFDM_BPSK_Outer_Full_Low_CH

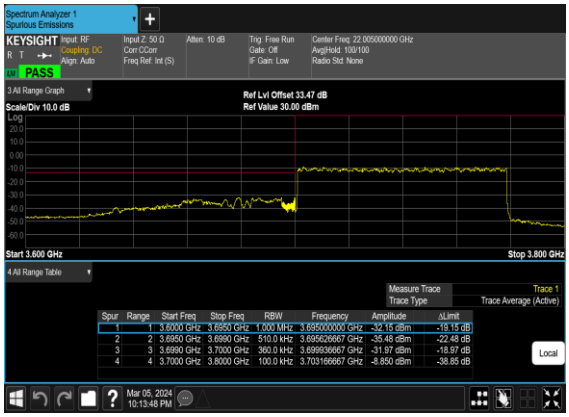

N78(80M)_DFT-s-OFDM_QPSK_Outer_Full_Low_CH

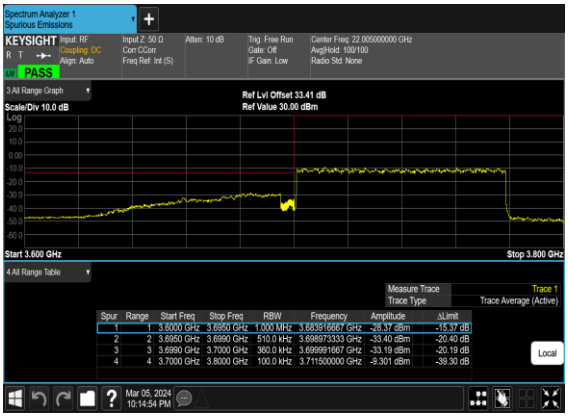

N78(80M)_DFT-s-OFDM_BPSK_Edge_1RB_Right_High_CH

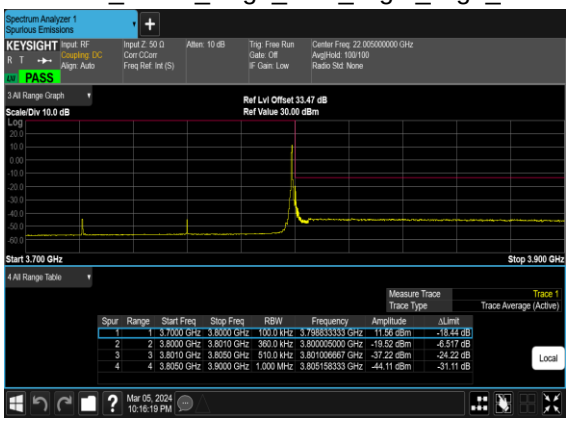

N78(80M)_DFT-s-OFDM_QPSK_Edge_1RB_Right_High_CH

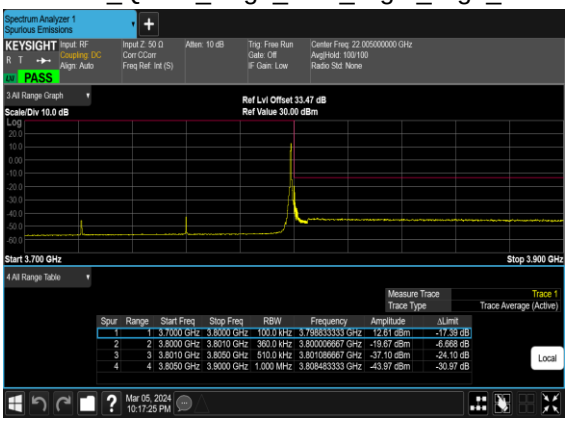

N78(80M)_DFT-s-OFDM_BPSK_Outer_Full_High_CH

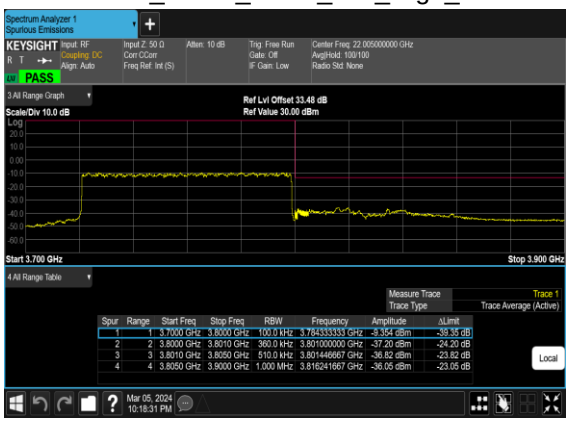

N78(80M)_DFT-s-OFDM_QPSK_Outer_Full_High_CH

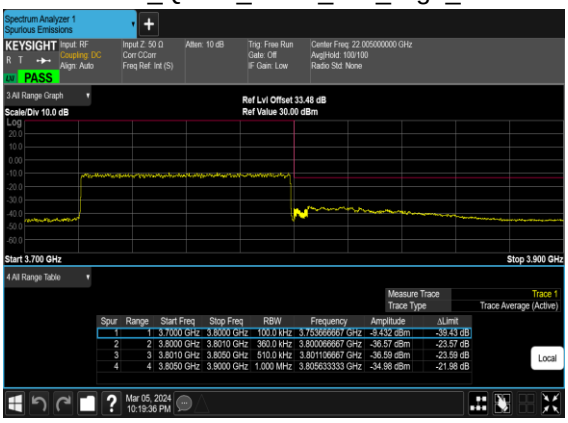

Appendix B. Test Results of Radiated Test

Radiated Spurious Emission

Test Engineer :	Carry Xu	Temperature :	23~25℃
		Relative Humidity :	41~42%

RSE pre-scanned harmonic for different antennas, choose the worst antenna perform final test and record in the report.

EN-DC_41A_n77A / LTE 10MHz + NR 100MHz / QPSK(1+2)								
Channel	Frequency (MHz)	EIRP (dBm)	Limit (dBm)	Over Limit (dB)	S.G. Power (dBm)	TX Cable loss (dB)	TX Antenna Gain (dBi)	Polarization (H/V)
Middle	7584	-51.39	-13	-38.39	-61.60	3.03	13.24	H
	11376	-51.17	-13	-38.17	-60.62	3.56	13.01	H
	15180	-60.83	-13	-47.83	-70.35	3.92	13.44	H
	7584	-60.41	-13	-47.41	-70.62	3.03	13.24	V
	11376	-57.88	-13	-44.88	-67.33	3.56	13.01	V
	15180	-60.62	-13	-47.62	-70.14	3.92	13.44	V

Remark: Spurious emissions within 30-1000MHz were found more than 20dB below limit line.

n78 SA / NR 100MHz / QPSK(ANT2)								
Channel	Frequency (MHz)	EIRP (dBm)	Limit (dBm)	Over Limit (dB)	S.G. Power (dBm)	TX Cable loss (dB)	TX Antenna Gain (dBi)	Polarization (H/V)
Middle	6912	-63.65	-13	-50.65	-73.86	3.03	13.24	H
	10368	-59.54	-13	-46.54	-68.99	3.56	13.01	H
	13824	-61.31	-13	-48.31	-70.83	3.92	13.44	H
	6912	-63.95	-13	-50.95	-74.16	3.03	13.24	V
	10368	-59.48	-13	-46.48	-68.93	3.56	13.01	V
	13824	-61.74	-13	-48.74	-71.26	3.92	13.44	V

Remark: Spurious emissions within 30-1000MHz were found more than 20dB below limit line.

EN-DC_41A_n78A / LTE 10MHz + NR 100MHz / QPSK(1+2)								
Channel	Frequency (MHz)	EIRP (dBm)	Limit (dBm)	Over Limit (dB)	S.G. Power (dBm)	TX Cable loss (dB)	TX Antenna Gain (dBi)	Polarization (H/V)
Middle	6900	-53.03	-13	-40.03	-63.24	3.03	13.24	H
	10356	-59.49	-13	-46.49	-68.94	3.56	13.01	H
	13824	-61.35	-13	-48.35	-70.87	3.92	13.44	H
	6900	-62.37	-13	-49.37	-72.58	3.03	13.24	V
	10356	-61.67	-13	-48.67	-71.12	3.56	13.01	V
	13824	-61.83	-13	-48.83	-71.35	3.92	13.44	V

Remark: Spurious emissions within 30-1000MHz were found more than 20dB below limit line.