N78(80M)_CP-OFDM_QPSK_Outer_Full_Mid_CH

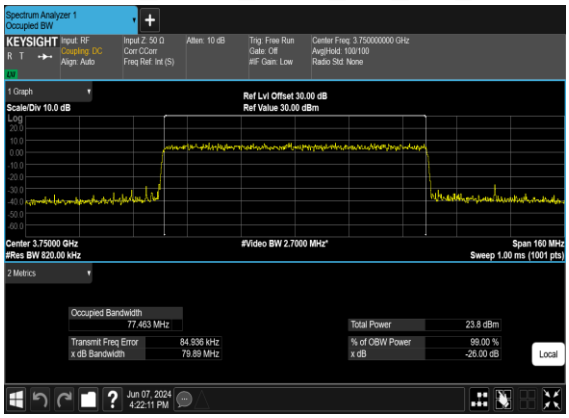

N78(80M)_CP-OFDM_16 QAM_Outer_Full_Mid_CH

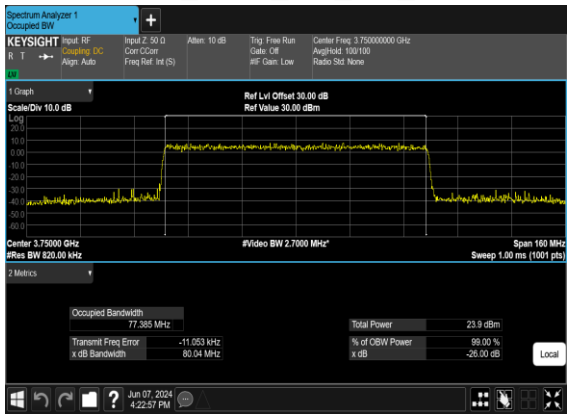

N78(80M)_CP-OFDM_64 QAM_Outer_Full_Mid_CH

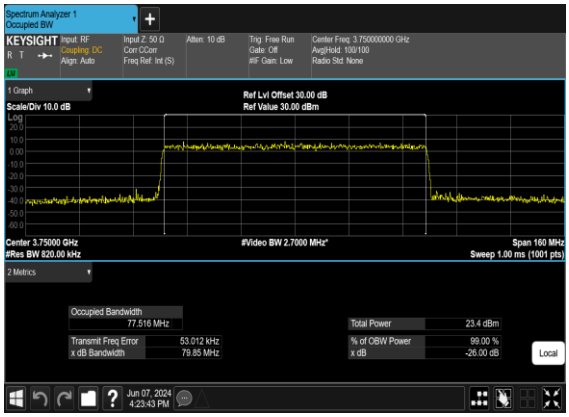

N78(80M)_CP-OFDM_256 QAM_Outer_Full_Mid_CH

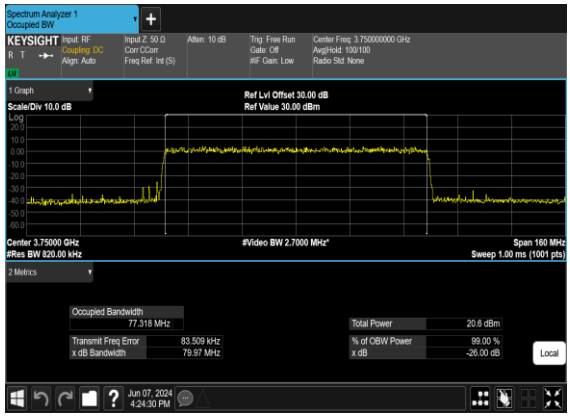

Conducted Spurious Emissions

NR Band	SCS (kHz)	Bandwidth (MHz)	Arfcn	Freq (MHz)	Modulation	RB	Result	Verdict
78	30	80	649334	3740.01	DFT-s-OFDM BPSK	1@0	see graph	**---**
78	30	80	649334	3740.01	DFT-s-OFDM BPSK	1@0	see graph	**PASS**
78	30	80	649334	3740.01	DFT-s-OFDM BPSK	1@0	see graph	**PASS**
78	30	80	649334	3740.01	DFT-s-OFDM QPSK	1@0	see graph	**---**
78	30	80	649334	3740.01	DFT-s-OFDM QPSK	1@0	see graph	**PASS**
78	30	80	649334	3740.01	DFT-s-OFDM QPSK	1@0	see graph	**PASS**
78	30	80	650000	3750.0	DFT-s-OFDM BPSK	1@0	see graph	**---**
78	30	80	650000	3750.0	DFT-s-OFDM BPSK	1@0	see graph	**PASS**
78	30	80	650000	3750.0	DFT-s-OFDM BPSK	1@0	see graph	**PASS**
78	30	80	650000	3750.0	DFT-s-OFDM QPSK	1@0	see graph	**---**
78	30	80	650000	3750.0	DFT-s-OFDM QPSK	1@0	see graph	**PASS**
78	30	80	650000	3750.0	DFT-s-OFDM QPSK	1@0	see graph	**PASS**
78	30	80	650666	3759.99	DFT-s-OFDM BPSK	1@0	see graph	**---**
78	30	80	650666	3759.99	DFT-s-OFDM BPSK	1@0	see graph	**PASS**
78	30	80	650666	3759.99	DFT-s-OFDM BPSK	1@0	see graph	**PASS**
78	30	80	650666	3759.99	DFT-s-OFDM QPSK	1@0	see graph	**---**
78	30	80	650666	3759.99	DFT-s-OFDM QPSK	1@0	see graph	**PASS**
78	30	80	650666	3759.99	DFT-s-OFDM QPSK	1@0	see graph	**PASS**

N78(80M)_DFT-s-OFDM_BPSK_Edge_1RB_Left_Low_CH

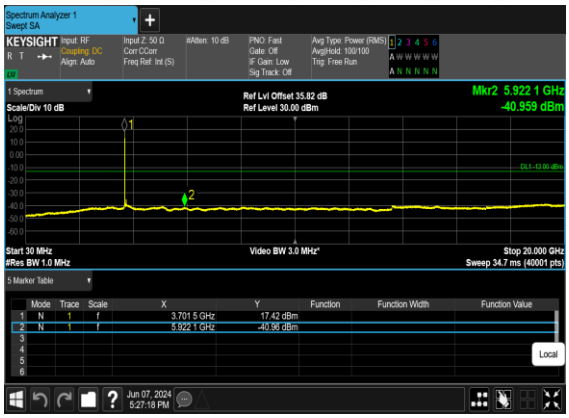

N78(80M)_DFT-s-OFDM_BPSK_Edge_1RB_Left_Low_CH

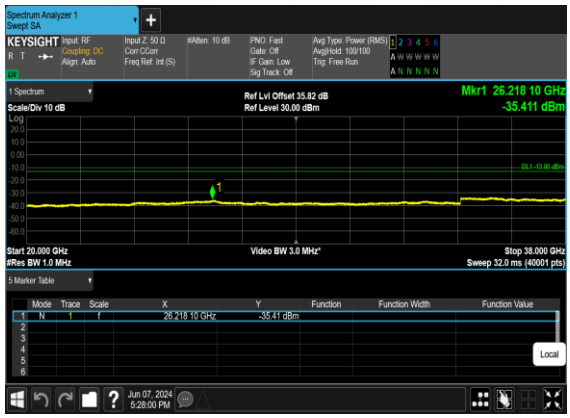

N78(80M)_DFT-s-OFDM_QPSK_Edge_1RB_Left_Low_CH

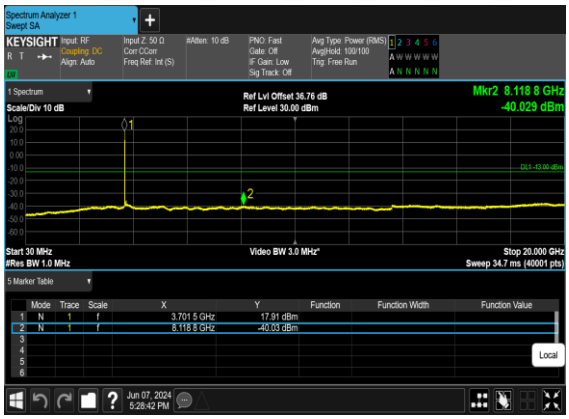

N78(80M)_DFT-s-OFDM_QPSK_Edge_1RB_Left_Low_CH

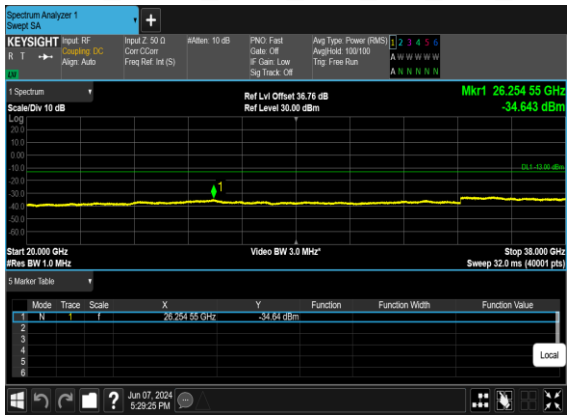

N78(80M)_DFT-s-OFDM_BPSK_Edge_1RB_Left_Mid_CH

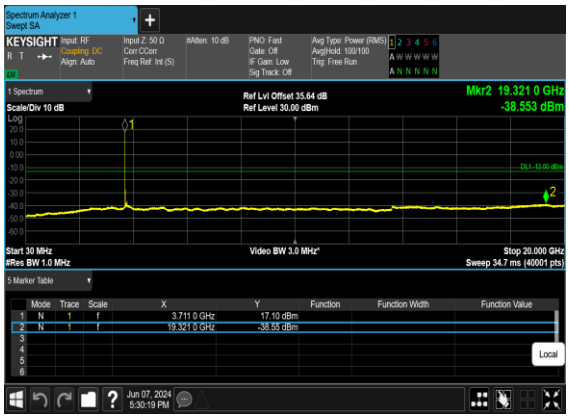

N78(80M)_DFT-s-OFDM_BPSK_Edge_1RB_Left_Mid_CH

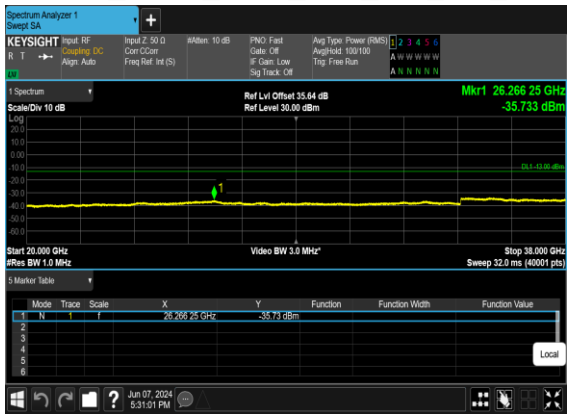

N78(80M)_DFT-s-OFDM_QPSK_Edge_1RB_Left_Mid_CH

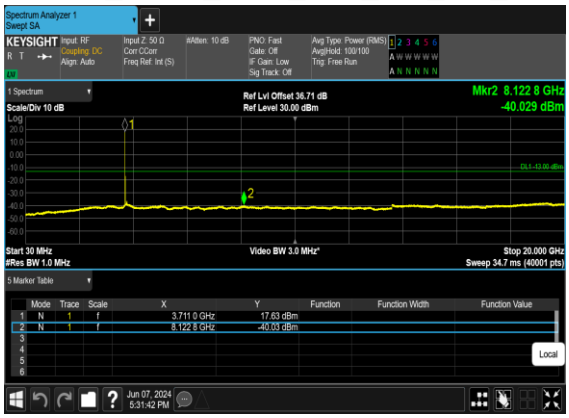

N78(80M)_DFT-s-OFDM_QPSK_Edge_1RB_Left_Mid_CH

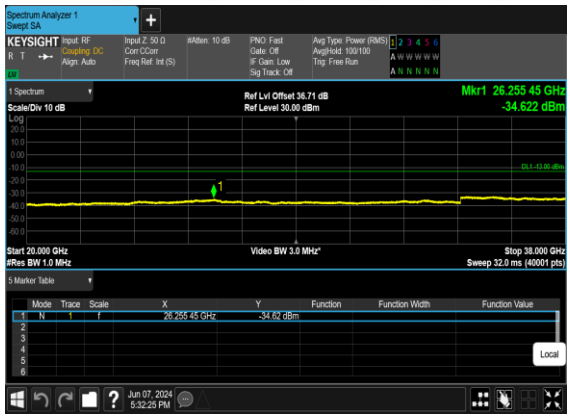

N78(80M)_DFT-s-OFDM_BPSK_Edge_1RB_Left_High_CH

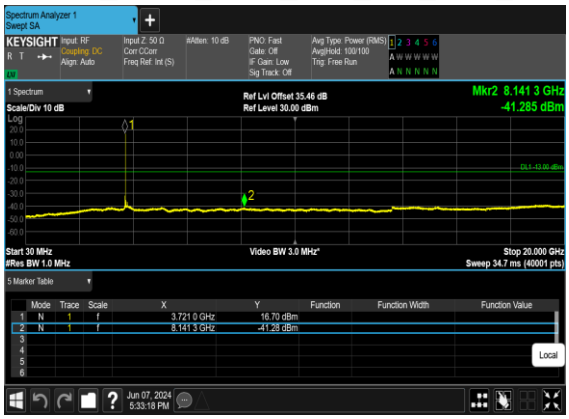

N78(80M)_DFT-s-OFDM_BPSK_Edge_1RB_Left_High_CH

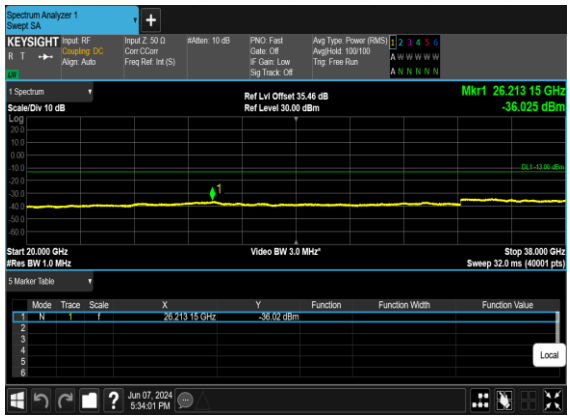

N78(80M)_DFT-s-OFDM_QPSK_Edge_1RB_Left_High_CH

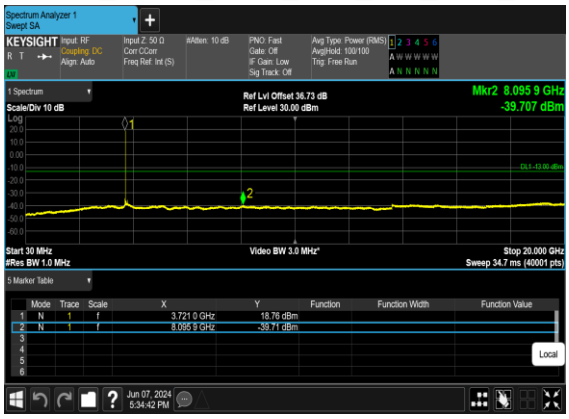

N78(80M)_DFT-s-OFDM_QPSK_Edge_1RB_Left_High_CH

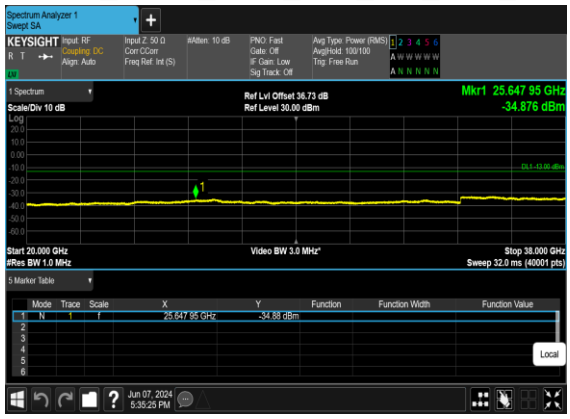

Conducted Band Edge

NR Band	SCS (kHz)	Bandwidth (MHz)	Arfcn	Freq (MHz)	Modulation	RB	Result	Verdict
78	30	80	649334	3740.01	DFT-s-OFDM BPSK	1@0	see graph	**PASS**
78	30	80	649334	3740.01	DFT-s-OFDM QPSK	1@0	see graph	**PASS**
78	30	80	649334	3740.01	DFT-s-OFDM BPSK	216@0	see graph	**PASS**
78	30	80	649334	3740.01	DFT-s-OFDM QPSK	216@0	see graph	**PASS**
78	30	80	650666	3759.99	DFT-s-OFDM BPSK	1@216	see graph	**PASS**
78	30	80	650666	3759.99	DFT-s-OFDM QPSK	1@216	see graph	**PASS**
78	30	80	650666	3759.99	DFT-s-OFDM BPSK	216@0	see graph	**PASS**
78	30	80	650666	3759.99	DFT-s-OFDM QPSK	216@0	see graph	**PASS**

N78(80M)_DFT-s-OFDM_BPSK_Edge_1RB_Left_Low_CH

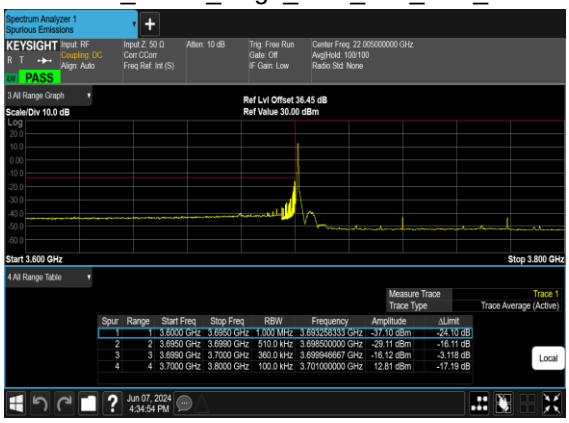

N78(80M)_DFT-s-OFDM_QPSK_Edge_1RB_Left_Low_CH

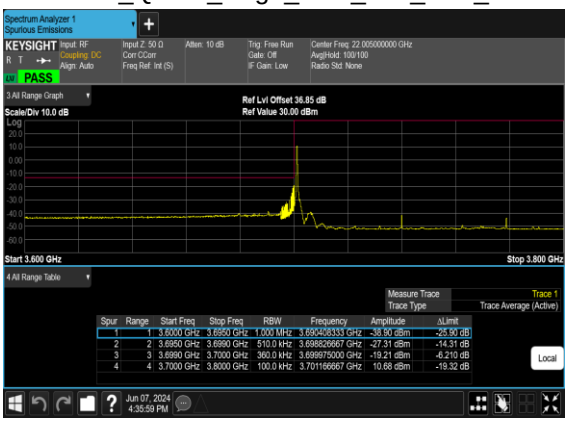

N78(80M)_DFT-s-OFDM_BPSK_Outer_Full_Low_CH

N78(80M)_DFT-s-OFDM_QPSK_Outer_Full_Low_CH

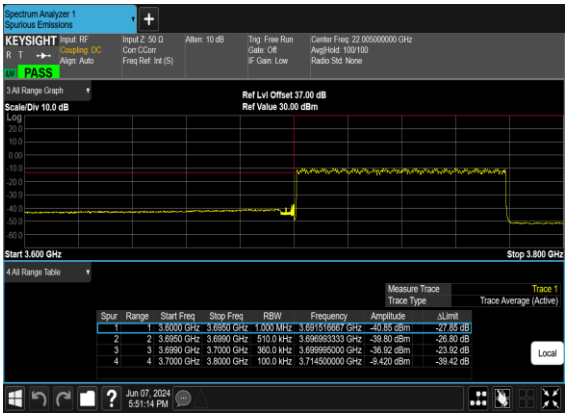

N78(80M)_DFT-s-OFDM_BPSK_Edge_1RB_Right_High_CH

N78(80M)_DFT-s-OFDM_QPSK_Edge_1RB_Right_High_CH

N78(80M)_DFT-s-OFDM_BPSK_Outer_Full_High_CH

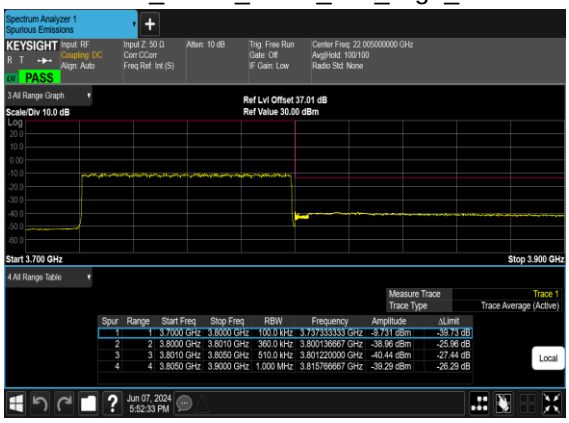

N78(80M)_DFT-s-OFDM_QPSK_Outer_Full_High_CH

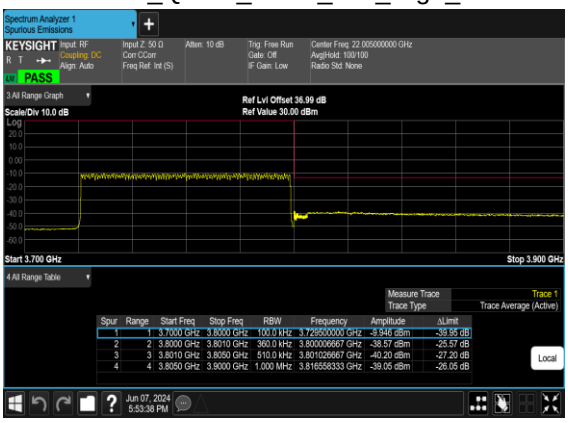

Appendix B. Test Results of Radiated Test

Radiated Spurious Emission

EN-DC_41A_n77A / LTE 10MHz + NR 100MHz / QPSK(0+0)								
Channel	Frequency (MHz)	EIRP (dBm)	Limit (dBm)	Over Limit (dB)	S.G. Power (dBm)	TX Cable loss (dB)	TX Antenna Gain (dBi)	Polarization (H/V)
Middle	7596	-62.17	-13	-49.17	-72.38	3.03	13.24	H
	11376	-55.39	-13	-42.39	-64.84	3.56	13.01	H
	15180	-60.61	-13	-47.61	-70.13	3.92	13.44	H
	7596	-62.60	-13	-49.60	-72.81	3.03	13.24	V
	11376	-52.27	-13	-39.27	-61.72	3.56	13.01	V
	15180	-60.27	-13	-47.27	-69.79	3.92	13.44	V

EN-DC_41A_n78A / LTE 10MHz + NR 100MHz / QPSK(0+0)								
Channel	Frequency (MHz)	EIRP (dBm)	Limit (dBm)	Over Limit (dB)	S.G. Power (dBm)	TX Cable loss (dB)	TX Antenna Gain (dBi)	Polarization (H/V)
Middle	7404	-63.04	-13	-50.04	-73.25	3.03	13.24	H
	11100	-56.96	-13	-43.96	-66.41	3.56	13.01	H
	14820	-60.75	-13	-47.75	-70.27	3.92	13.44	H
	7404	-61.61	-13	-48.61	-71.82	3.03	13.24	V
	11100	-52.66	-13	-39.66	-62.11	3.56	13.01	V
	14820	-60.55	-13	-47.55	-70.07	3.92	13.44	V

5G NR n77A / 100MHz / QPSK(0)								
Channel	Frequency (MHz)	EIRP (dBm)	Limit (dBm)	Over Limit (dB)	S.G. Power (dBm)	TX Cable loss (dB)	TX Antenna Gain (dBi)	Polarization (H/V)
Middle	7596	-63.82	-13	-50.82	-74.03	3.03	13.24	H
	11376	-54.44	-13	-41.44	-63.89	3.56	13.01	H
	15180	-60.23	-13	-47.23	-69.75	3.92	13.44	H
	7596	-63.51	-13	-50.51	-73.72	3.03	13.24	V
	11376	-51.59	-13	-38.59	-61.04	3.56	13.01	V
	15180	-59.75	-13	-46.75	-69.27	3.92	13.44	V

Remark: Spurious emissions within 30-1000MHz were found more than 20dB below limit line.