11AC80SISO_5690

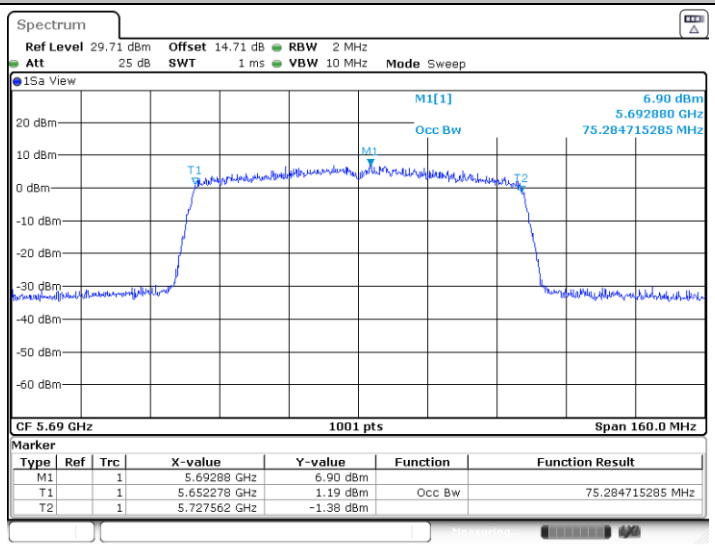

11AC80SISO_5775

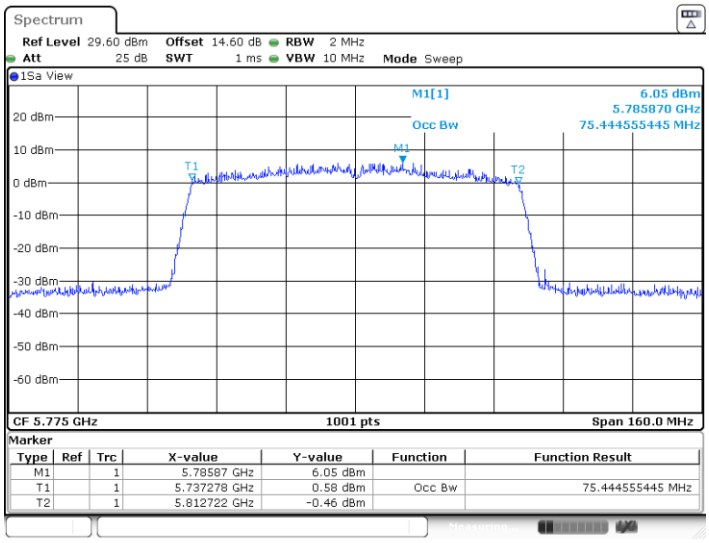

Min emission bandwidth

Test Result

TestMode	Antenna	Freq(MHz)	6dB EBW [MHz]	FL[MHz]	FH[MHz]	Limit[MHz]	Verdict
11A	Ant8	5745	15.08	5737.48	5752.56	0.5	PASS
		5785	15.12	5777.44	5792.56	0.5	PASS
		5825	15.08	5817.48	5832.56	0.5	PASS
11AC20SISO	Ant8	5745	15.12	5737.44	5752.56	0.5	PASS
		5785	15.12	5777.44	5792.56	0.5	PASS
		5825	15.12	5817.44	5832.56	0.5	PASS
11AC40SISO	Ant8	5755	35.04	5737.48	5772.52	0.5	PASS
		5795	35.12	5777.48	5812.60	0.5	PASS
11AC80SISO	Ant8	5775	75.20	5737.40	5812.60	0.5	PASS

Test Graphs B4

11A_5745

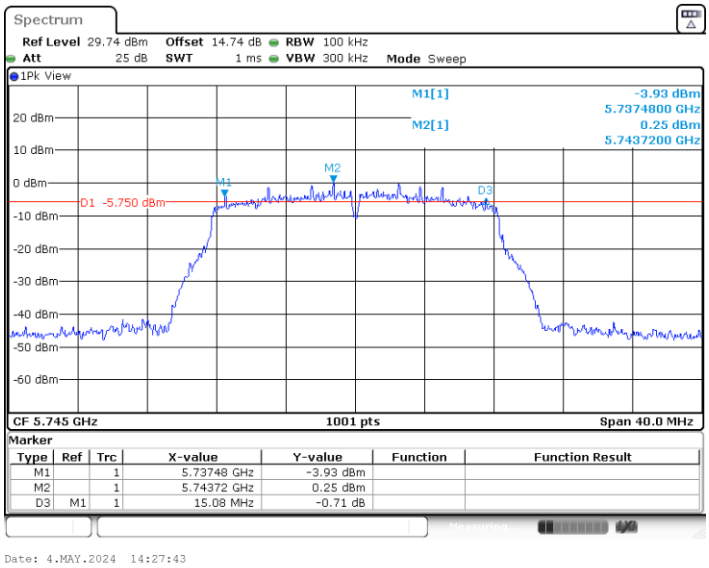

11A_5785

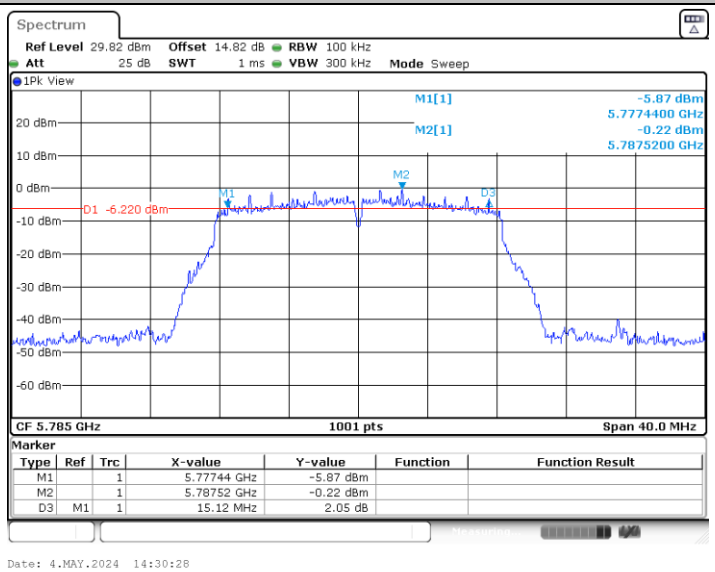

11A_5825

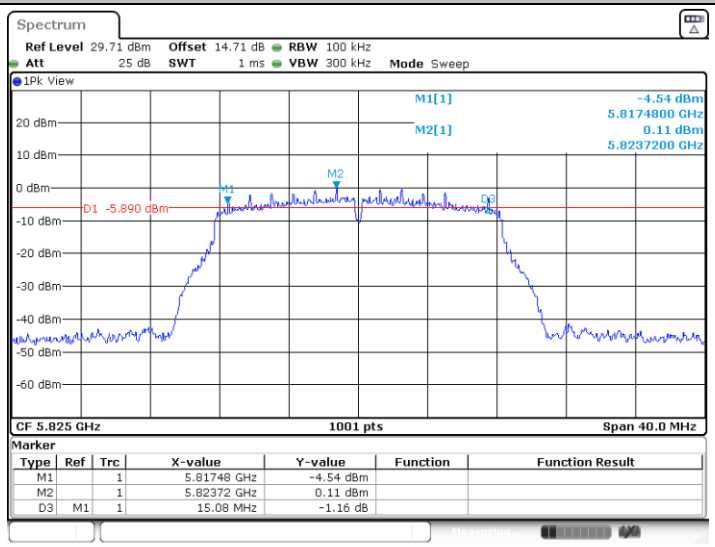

11AC20SISO_5745

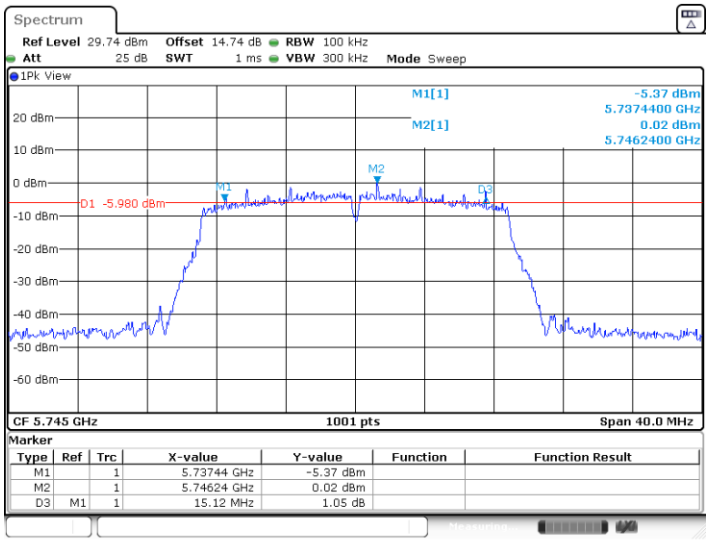

11AC20SISO_5785

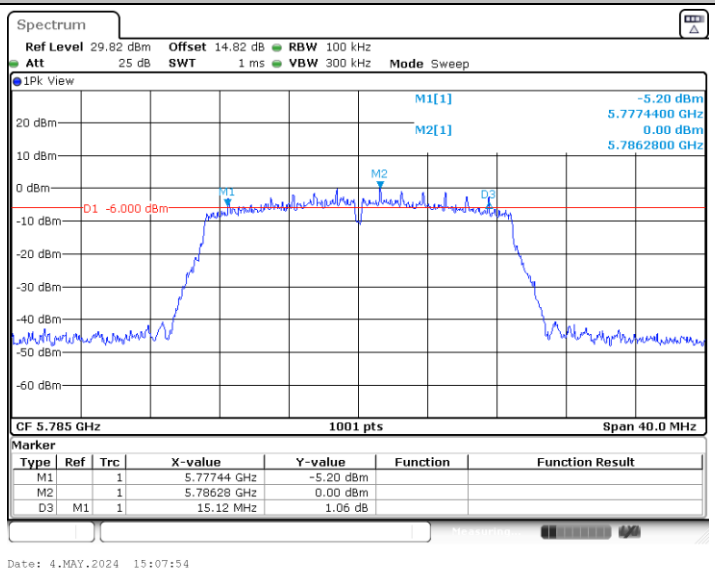

11AC20SISO_5825

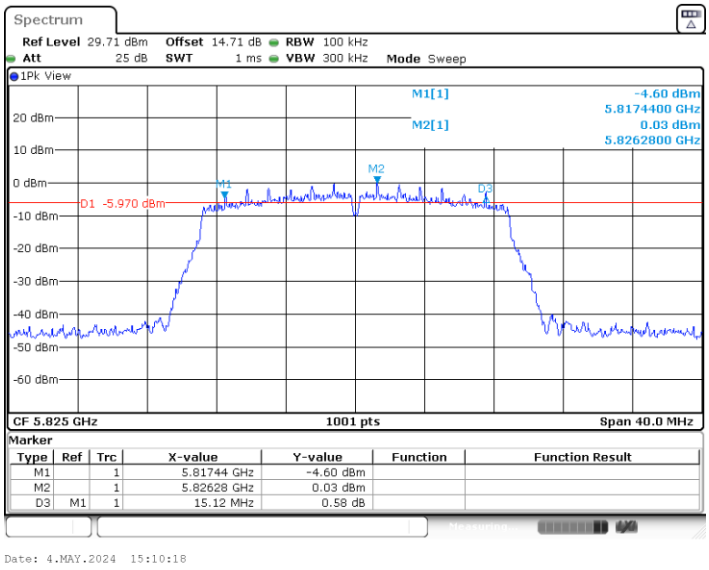

11AC40SISO_5755

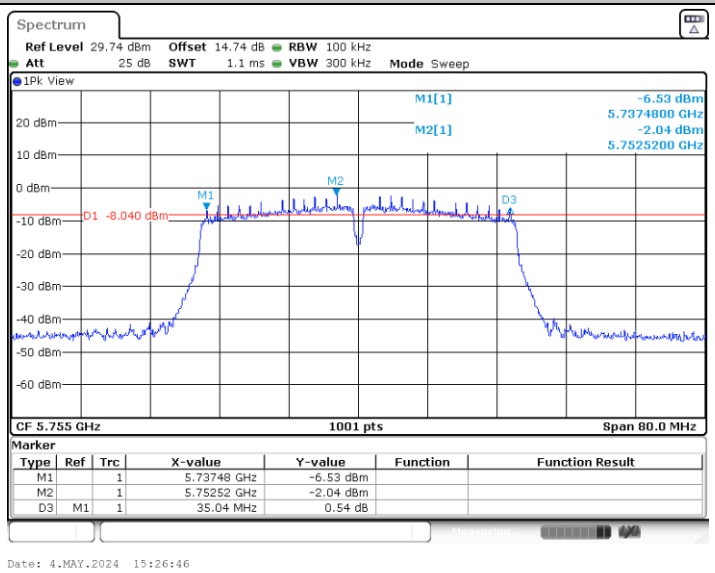

11AC40SISO_5795

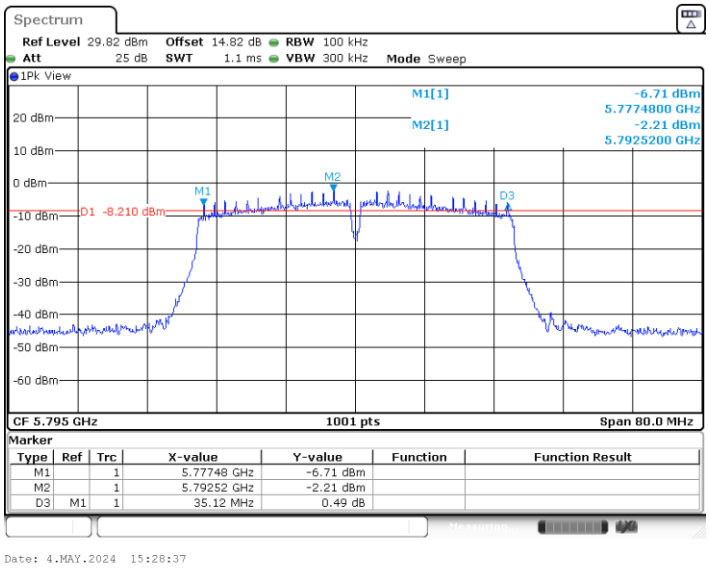

11AC80SISO_5775

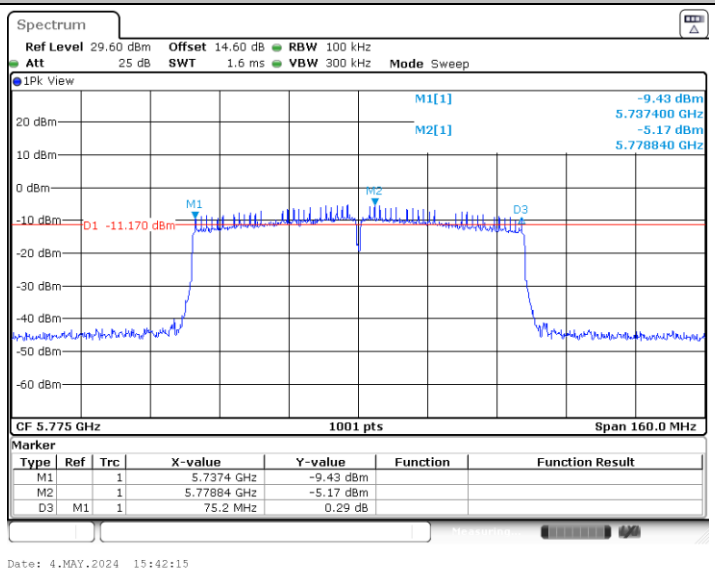

Maximum power spectral density

Test Result

TestMode	Antenna	Freq(MHz)	Result [dBm/MHz]	Limit[dBm/MHz]	Verdict
11A	Ant8	5180	-0.18	≤11.00	PASS
		5220	-0.25	≤11.00	PASS
		5240	-0.44	≤11.00	PASS
		5260	-0.28	≤11.00	PASS
		5300	0.11	≤11.00	PASS
		5320	-0.15	≤11.00	PASS
		5500	-0.6	≤11.00	PASS
		5580	-0.23	≤11.00	PASS
		5700	0.06	≤11.00	PASS
		5720_UNII-2C	-0.24	≤11.00	PASS
		5720_UNII-3	-5.02	≤30.00	PASS
		5745	-3.04	≤30.00	PASS
		5785	-2.69	≤30.00	PASS
		5825	-3.19	≤30.00	PASS
11AC20SISO	Ant8	5180	-0.46	≤11.00	PASS
		5220	-0.42	≤11.00	PASS
		5240	-0.64	≤11.00	PASS
		5260	-0.44	≤11.00	PASS
		5300	0.4	≤11.00	PASS
		5320	0.17	≤11.00	PASS
		5500	-0.25	≤11.00	PASS
		5580	0.08	≤11.00	PASS
		5700	-0.17	≤11.00	PASS
		5720_UNII-2C	-0.54	≤11.00	PASS
		5720_UNII-3	-5.36	≤30.00	PASS
		5745	-3.24	≤30.00	PASS
		5785	-3.35	≤30.00	PASS
		5825	-3.48	≤30.00	PASS
11AC40SISO	Ant8	5190	-3.47	≤11.00	PASS
		5230	-3.33	≤11.00	PASS
		5270	-2.9	≤11.00	PASS
		5310	-2.46	≤11.00	PASS
		5510	-2.88	≤11.00	PASS
		5550	-2.72	≤11.00	PASS
		5670	-2.36	≤11.00	PASS
		5710_UNII-2C	-2.8	≤11.00	PASS
		5710_UNII-3	-9.42	≤30.00	PASS
		5755	-5.69	≤30.00	PASS
		5795	-5.84	≤30.00	PASS
11AC80SISO	Ant8	5210	-6.1	≤11.00	PASS
		5290	-5.8	≤11.00	PASS
		5530	-6.41	≤11.00	PASS
		5610	-5.99	≤11.00	PASS
		5690_UNII-2C	-5.77	≤11.00	PASS
		5690_UNII-3	-12.86	≤30.00	PASS
		5775	-9.11	≤30.00	PASS

Note：1.The Result and Limit Unit is dBm/500 kHz in the band 5.725–5.85 GHz.

2.The Duty Cycle Factor and is compensated in the graph.

Test Graphs

11A_Ant8_5180

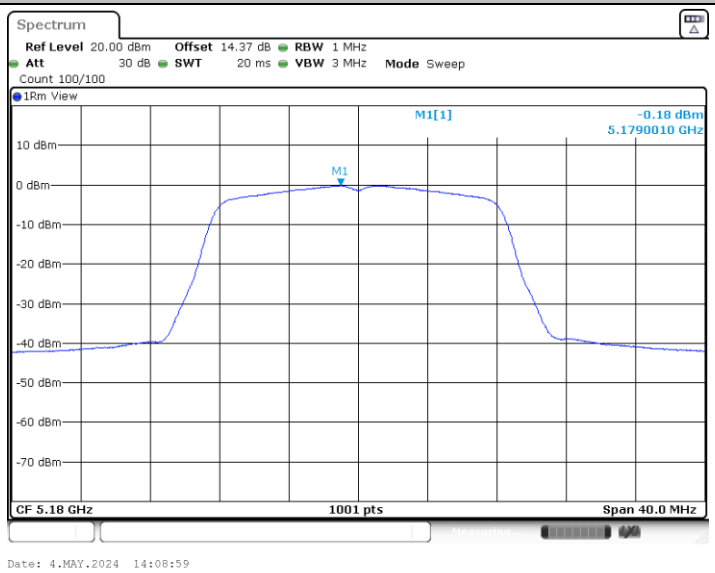

11A_Ant8_5220

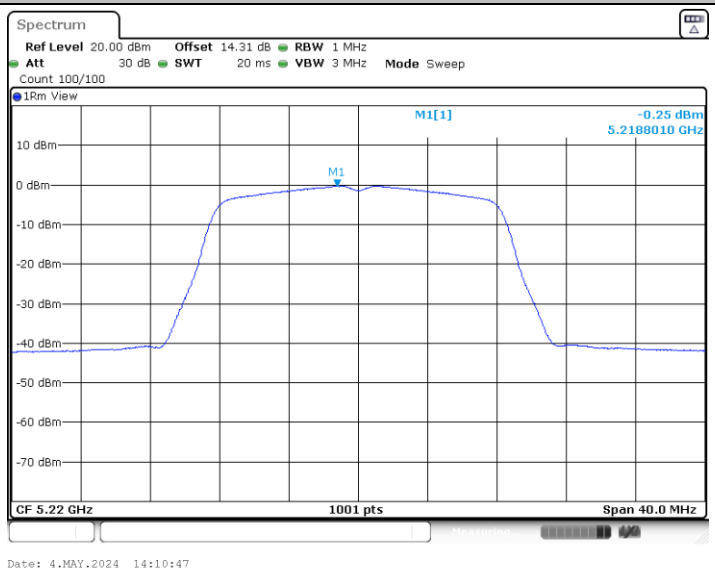

11A_Ant8_5240

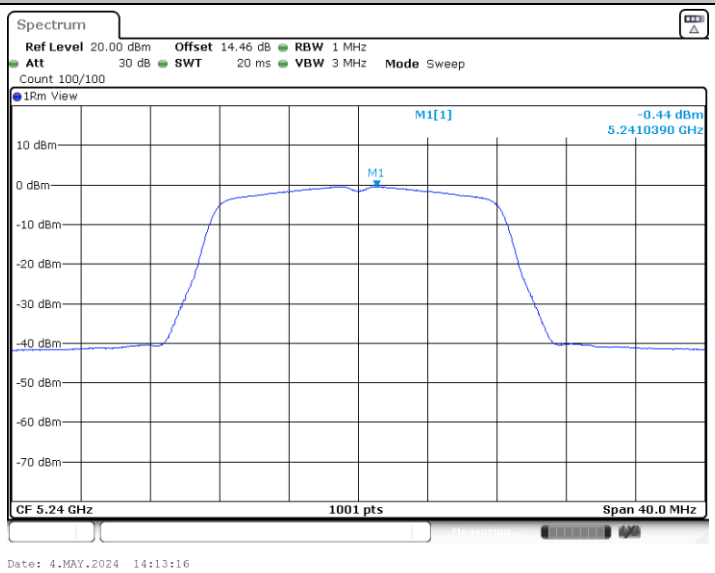

11A_Ant8_5260

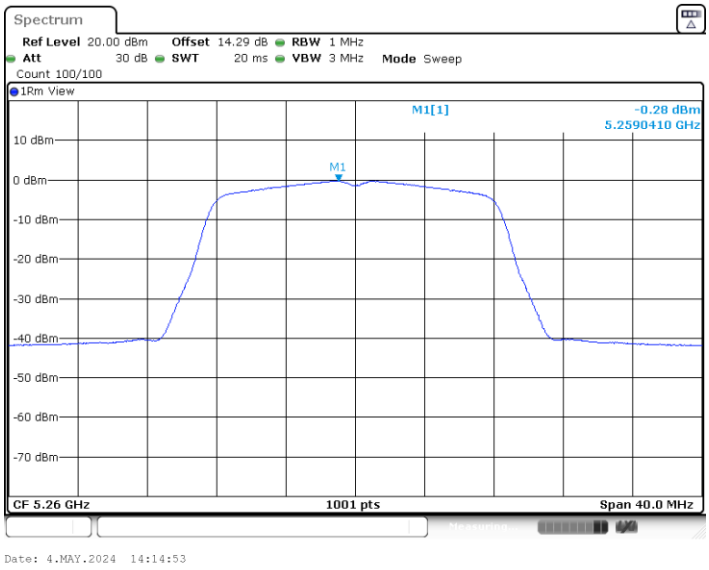

11A_Ant8_5300

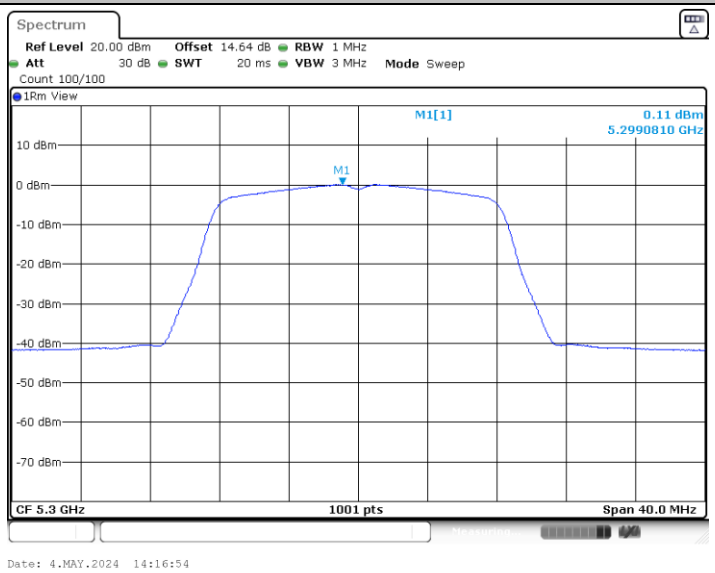

11A_Ant8_5320

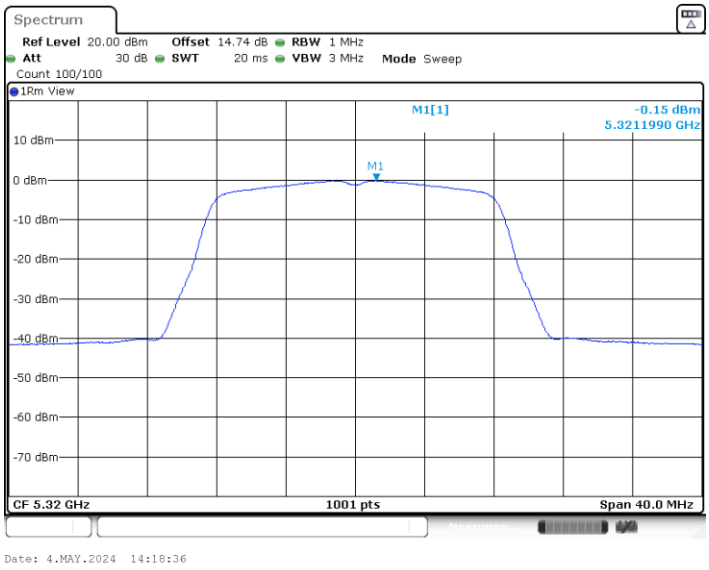

11A_Ant8_5500

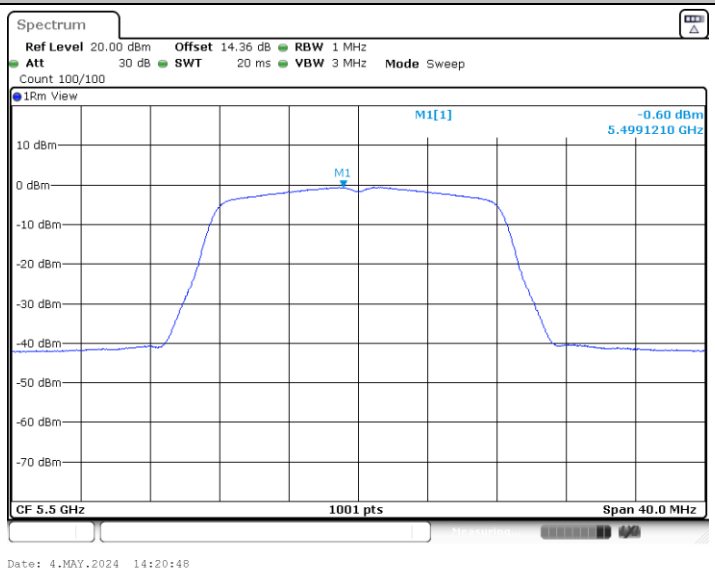

11A_Ant8_5580

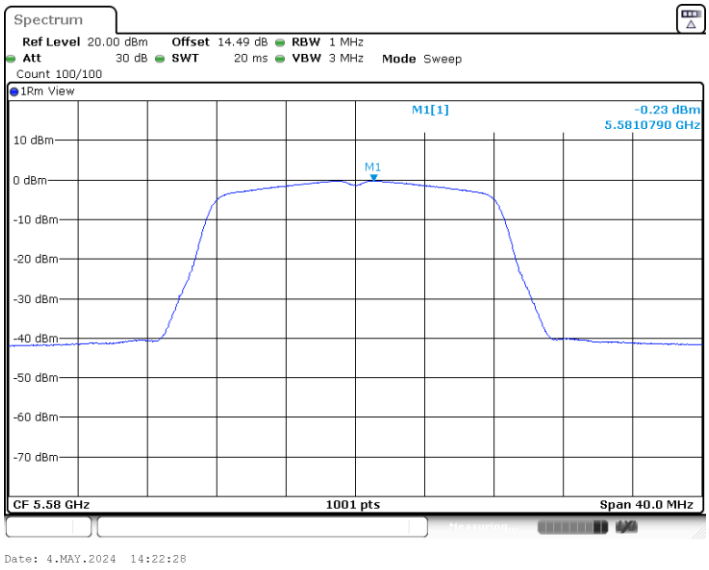

11A_Ant8_5700

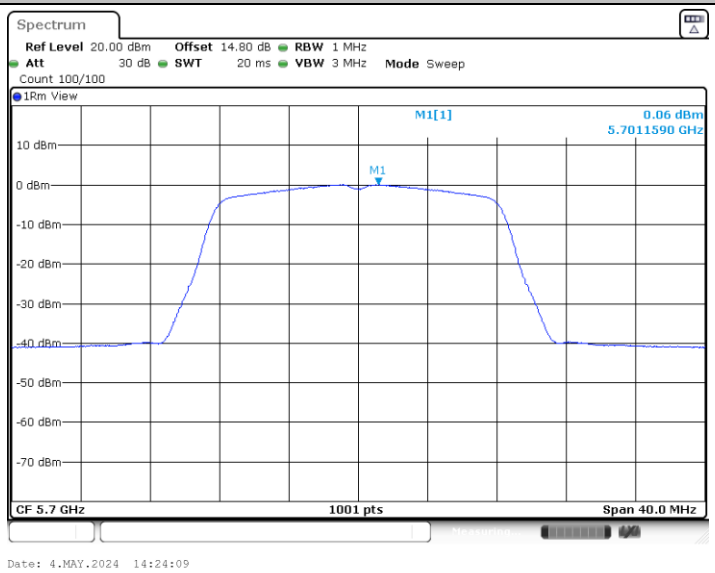

11A_Ant8_5720_UNII-2C

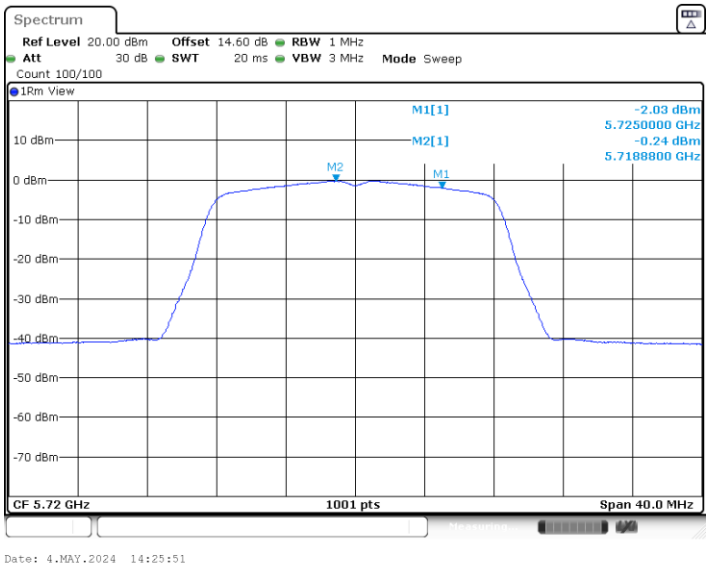

11A_Ant8_5720_UNII-3

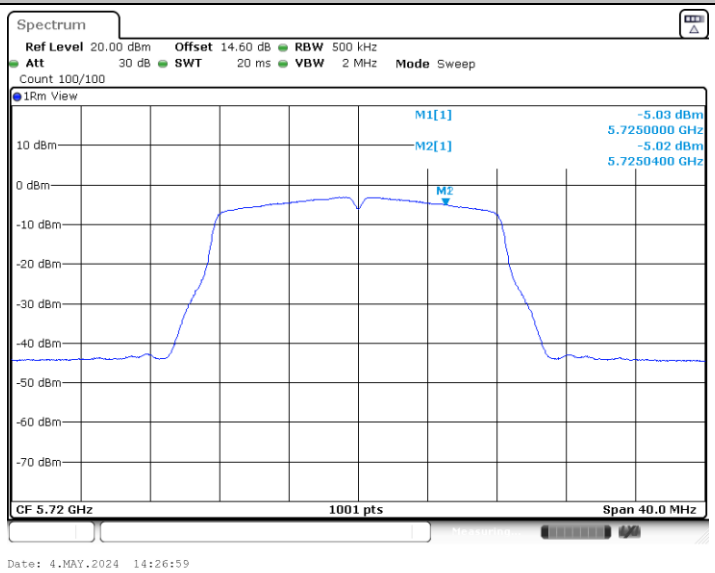

11A_Ant8_5745

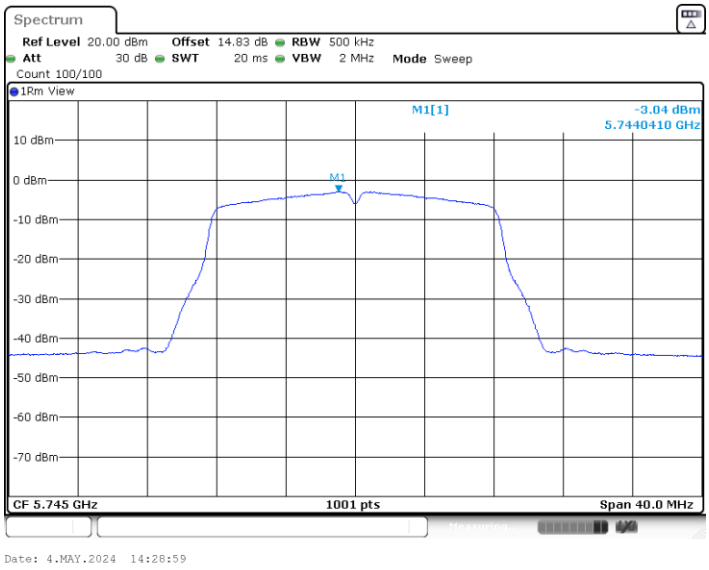

11A_Ant8_5785

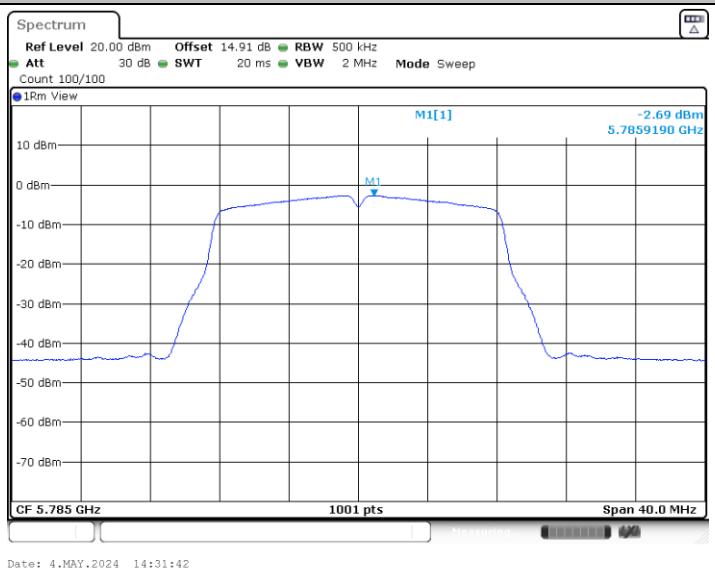

11A_Ant8_5825

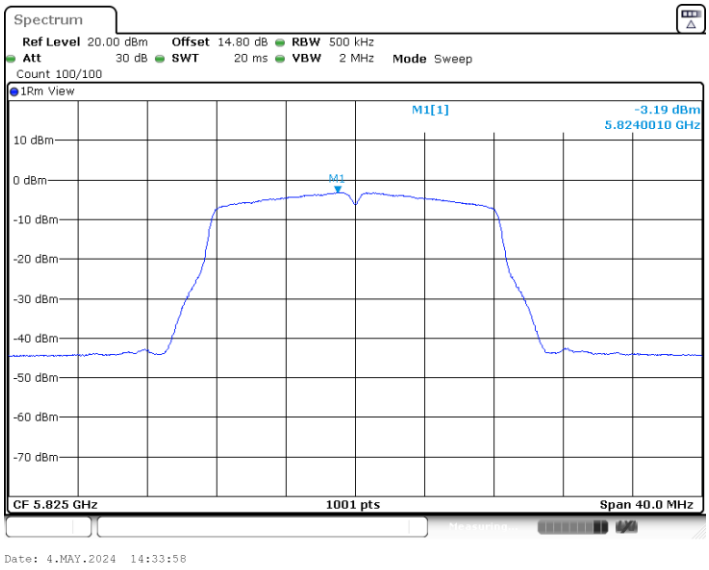

11AC20SISO_Ant8_5180

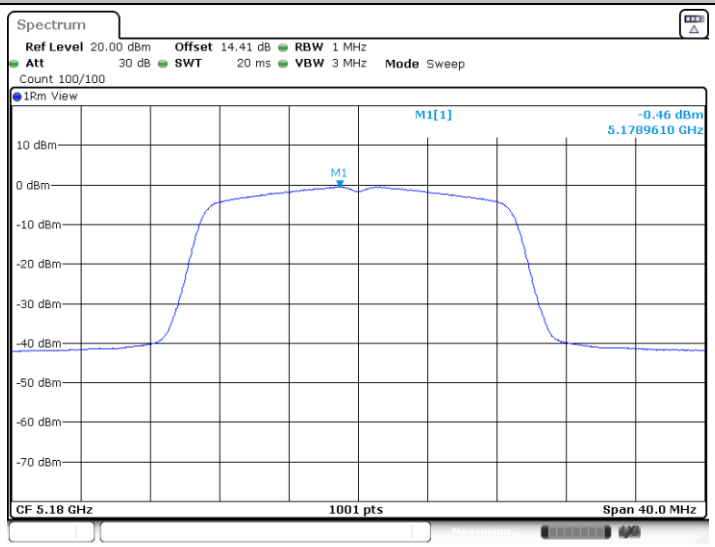

11AC20SISO_Ant8_5220

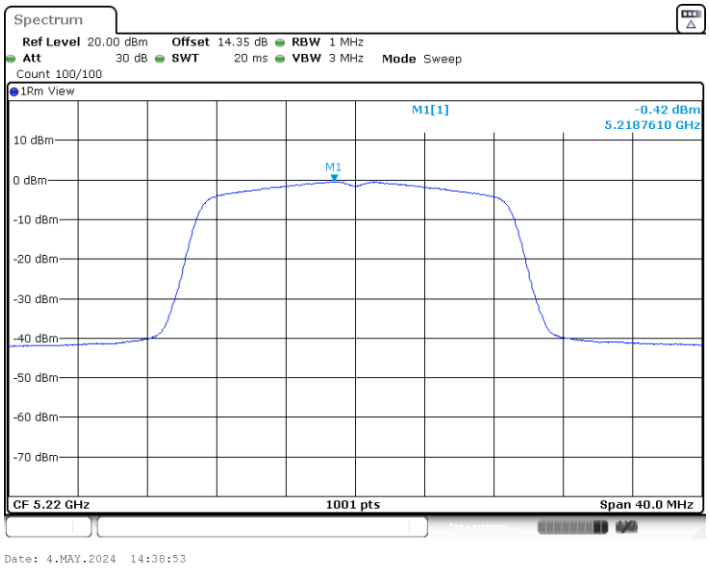

11AC20SISO_Ant8_5240
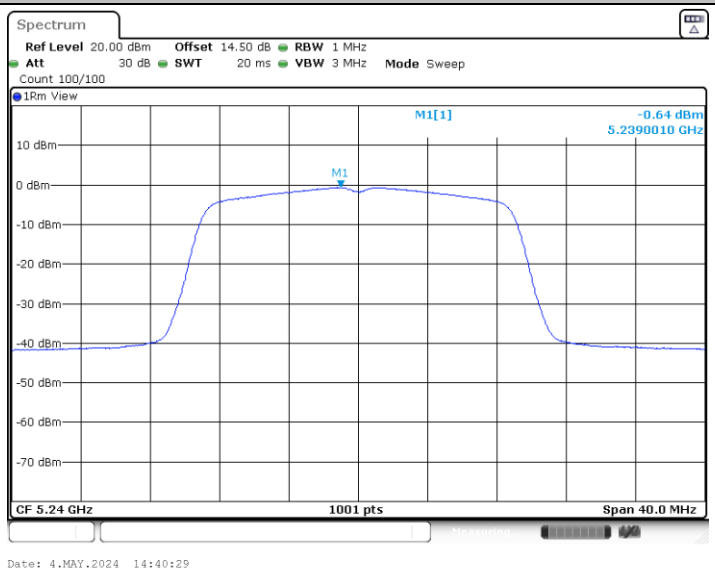

11AC20SISO_Ant8_5260
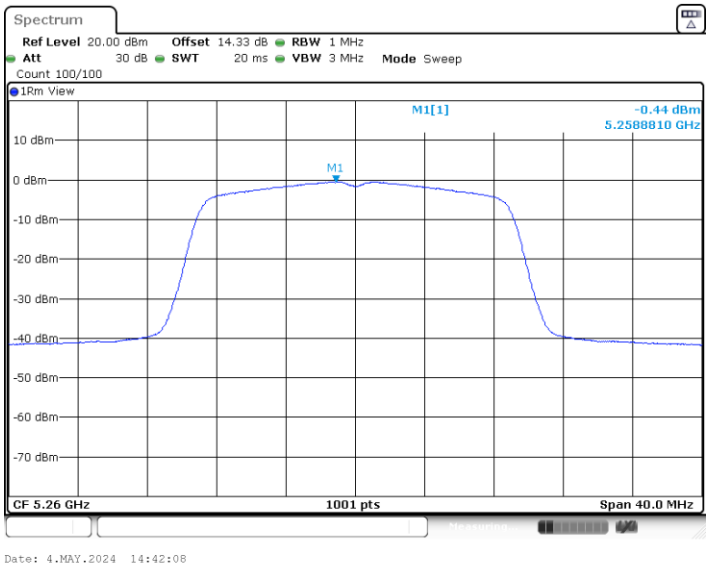

11AC20SISO_Ant8_5300

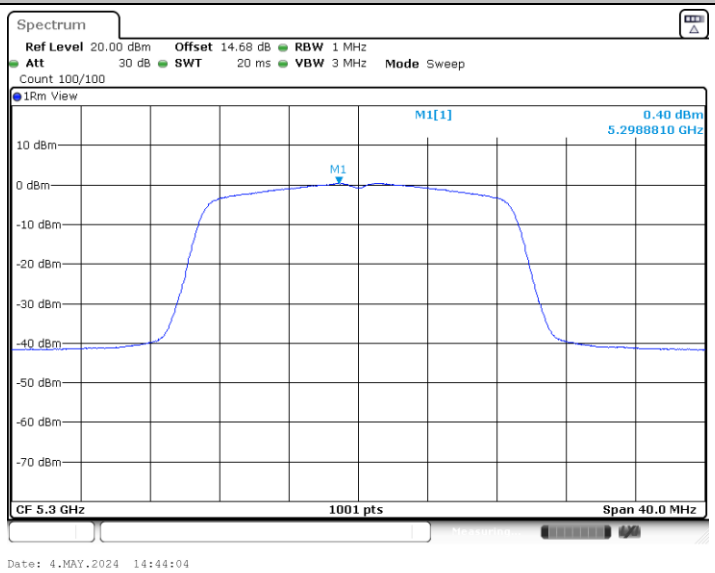

11AC20SISO_Ant8_5320

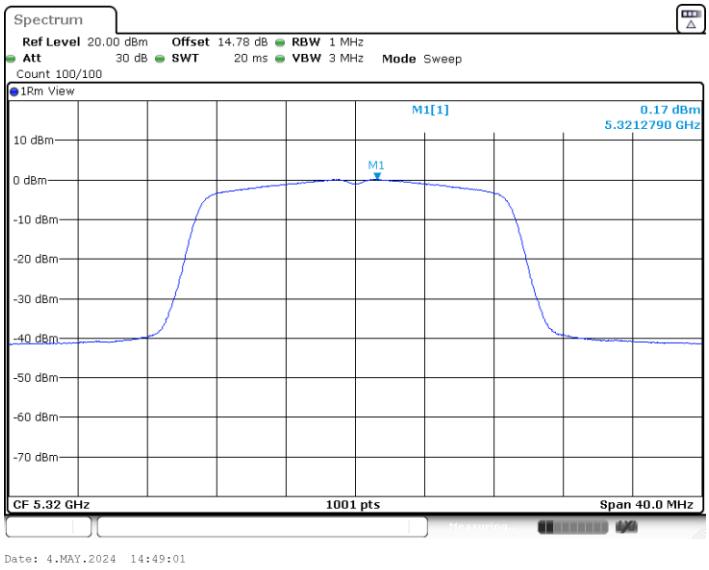

11AC20SISO_Ant8_5500

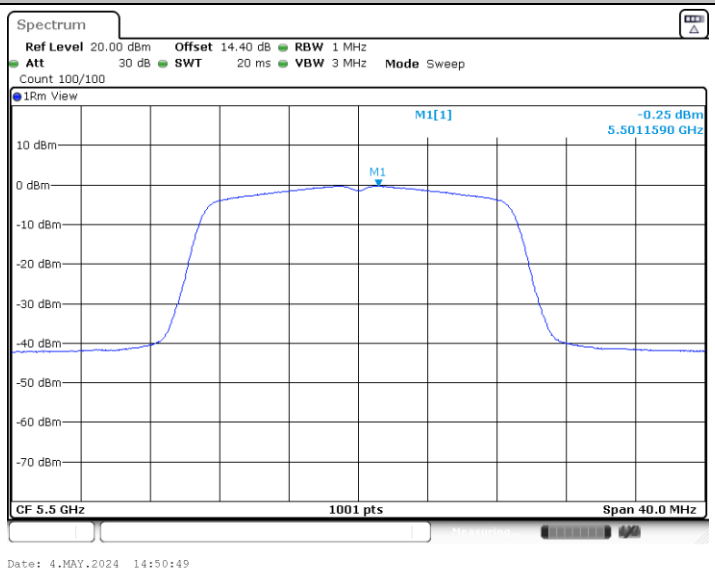

11AC20SISO_Ant8_5580

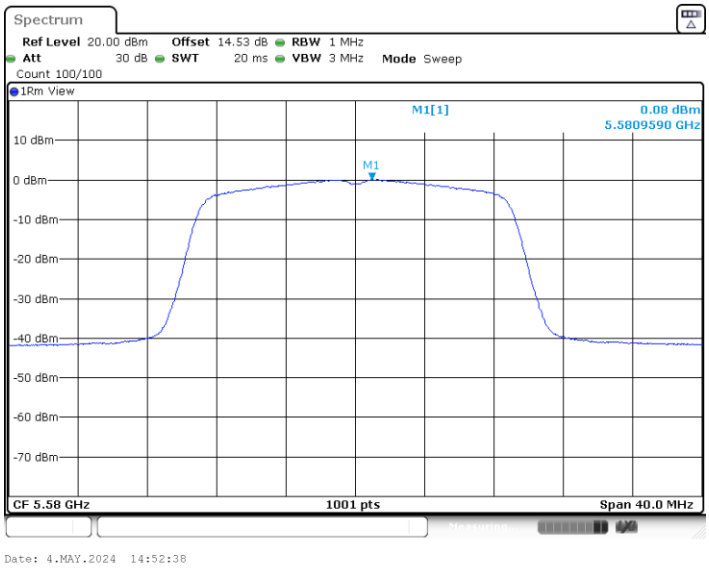

11AC20SISO_Ant8_5700

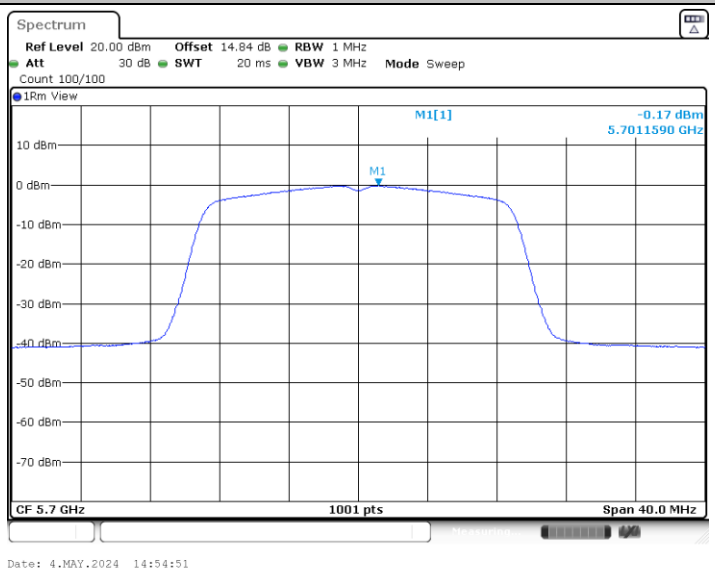

11AC20SISO_Ant8_5720_UNII-2C

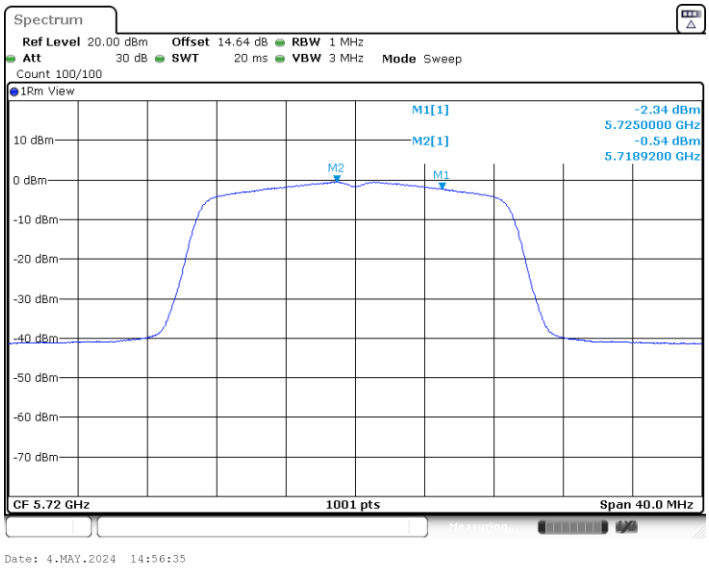

11AC20SISO_Ant8_5720_UNII-3

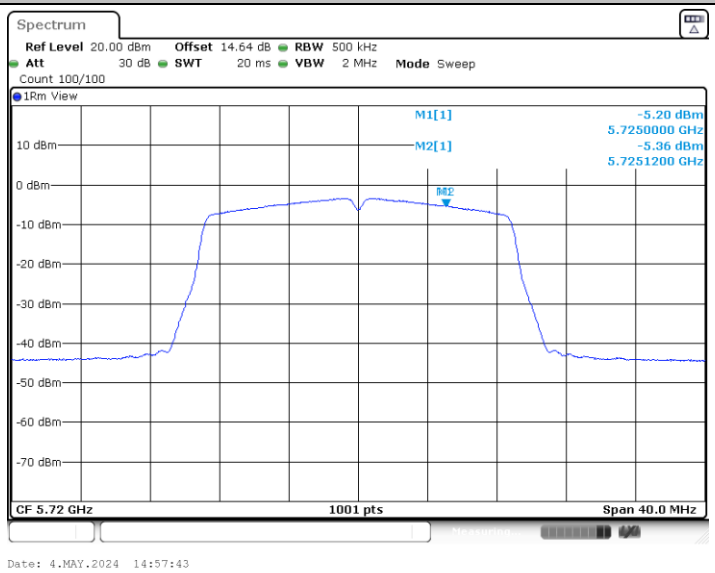

11AC20SISO_Ant8_5745

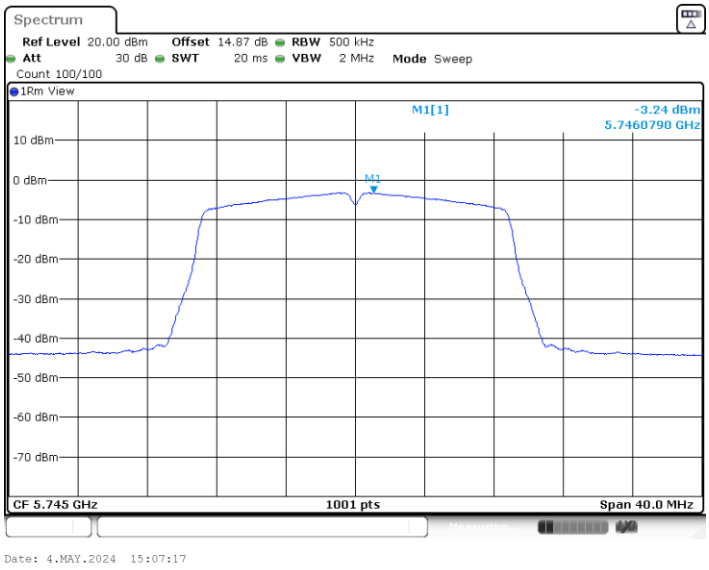

11AC20SISO_Ant8_5785

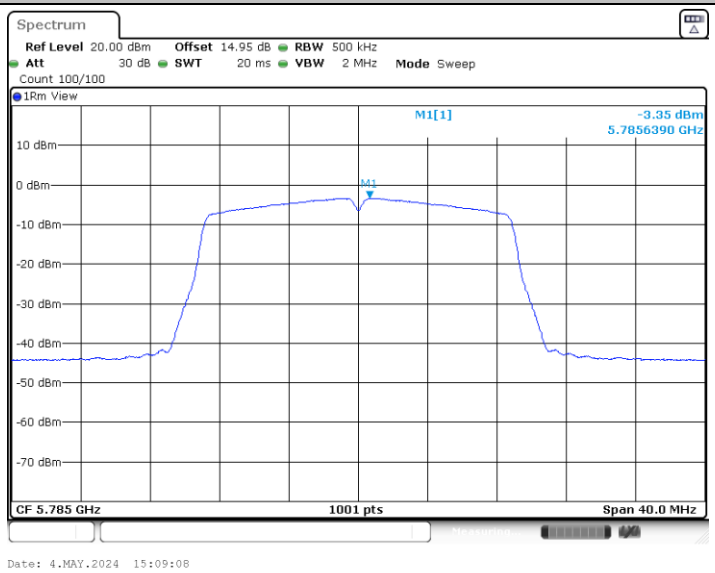

11AC20SISO_Ant8_5825

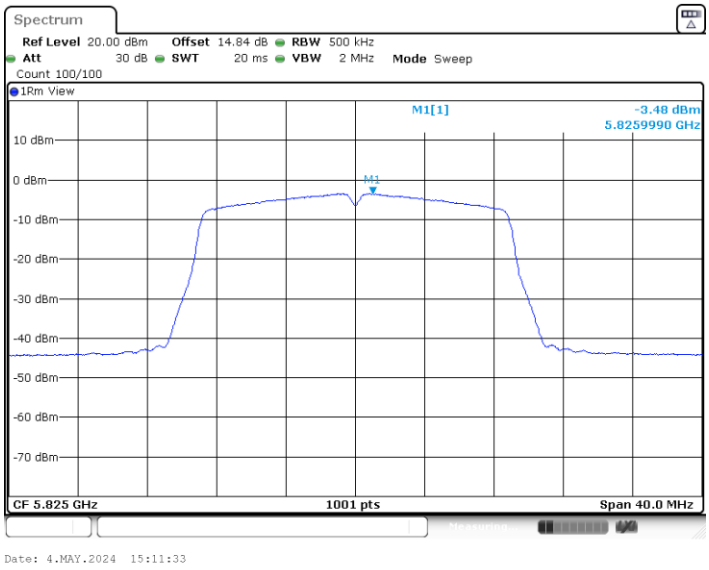

11AC40SISO_Ant8_5190

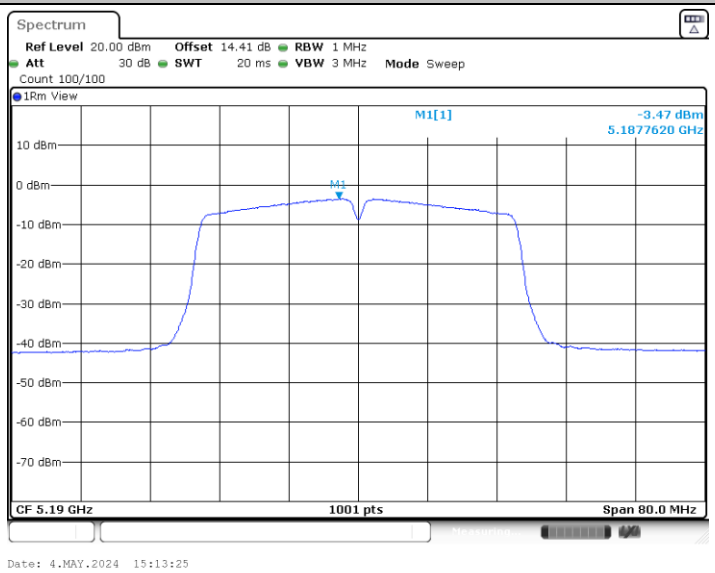

11AC40SISO_Ant8_5230

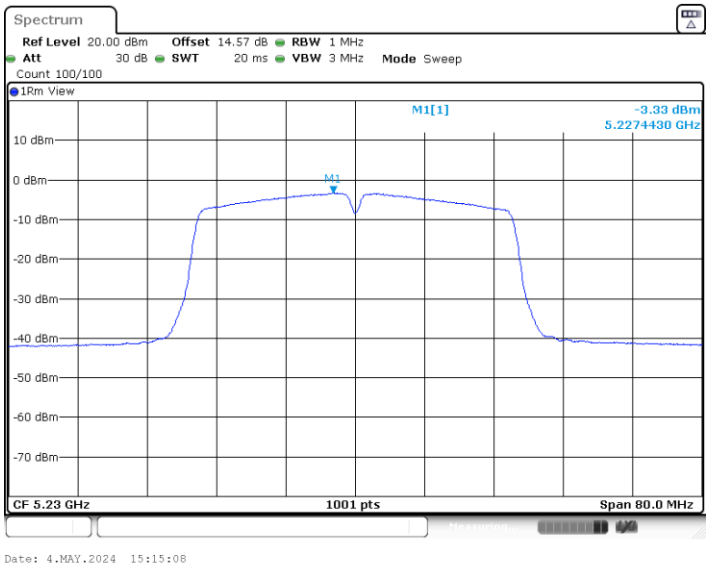

11AC40SISO_Ant8_5270

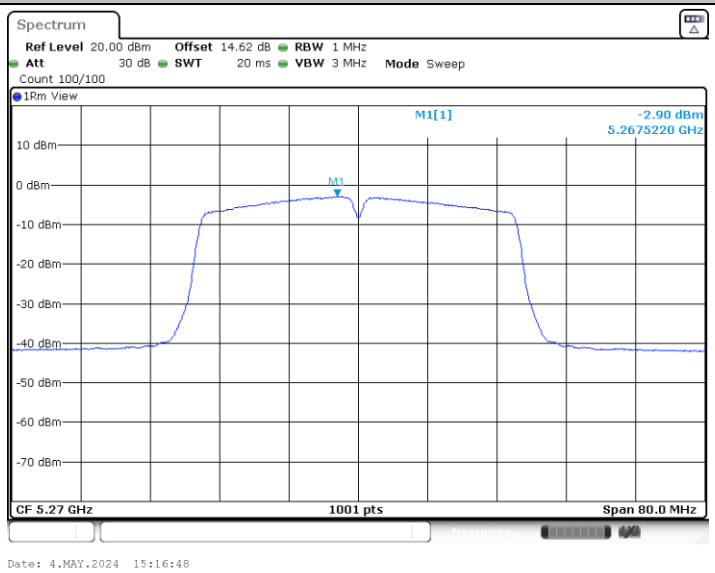

11AC40SISO_Ant8_5310

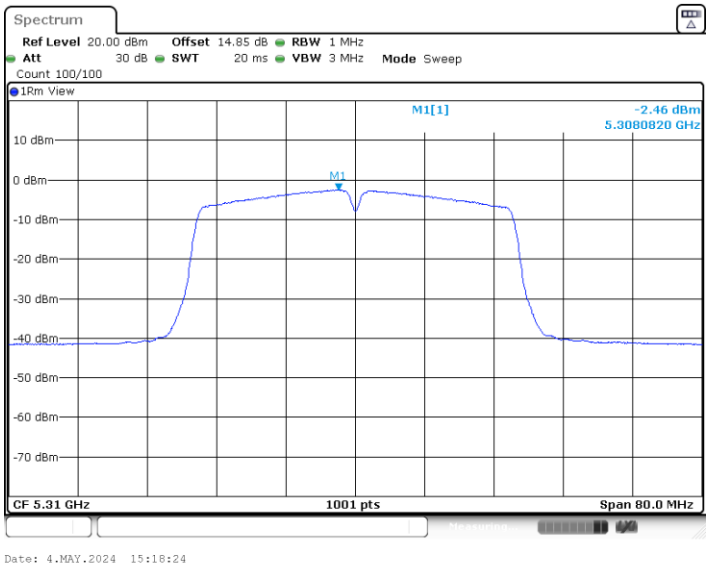

11AC40SISO_Ant8_5510

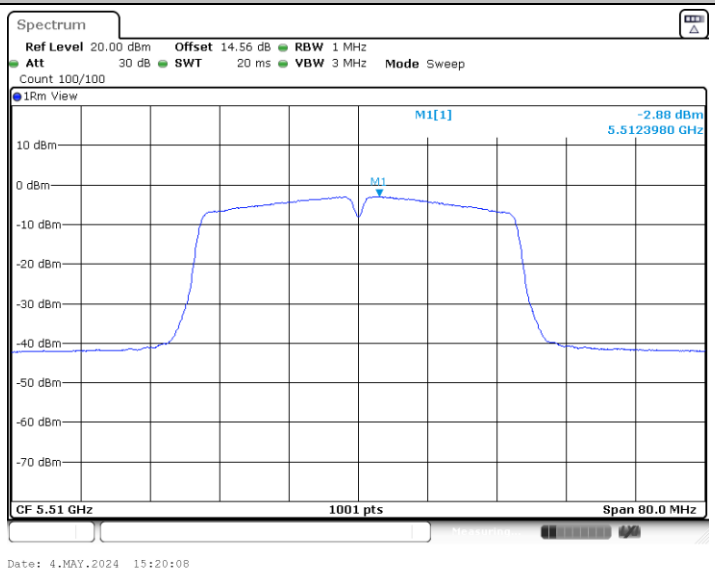

11AC40SISO_Ant8_5550

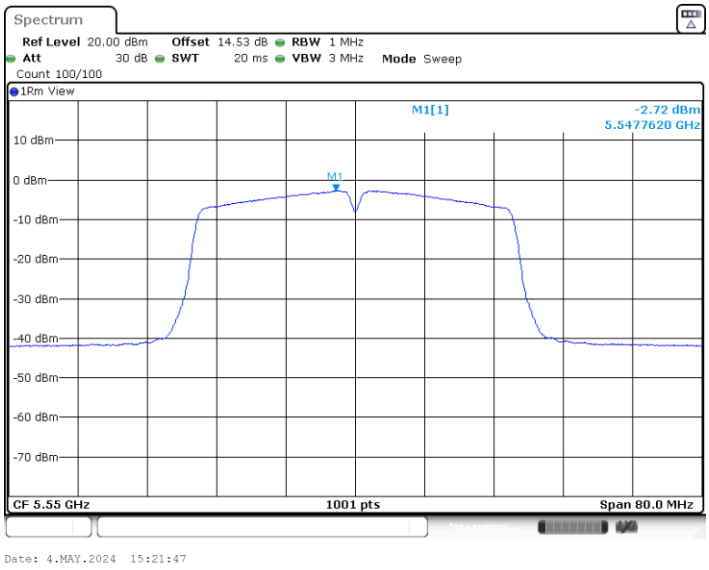

11AC40SISO_Ant8_5670

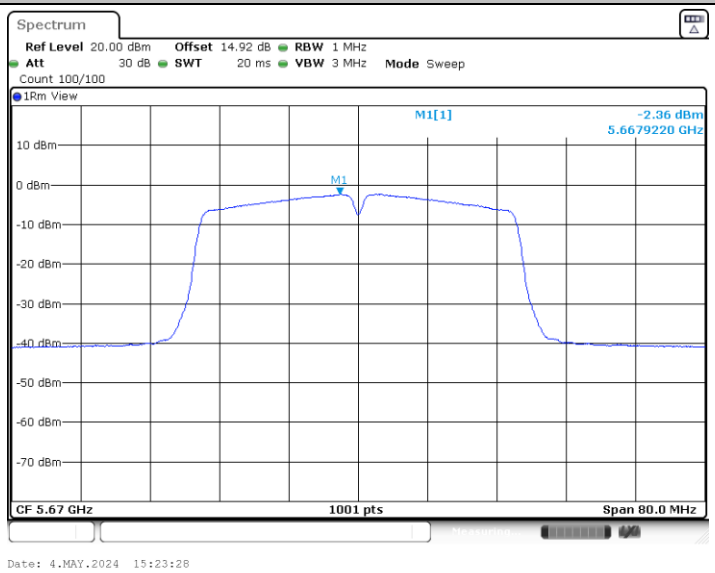

11AC40SISO_Ant8_5710_UNII-2C

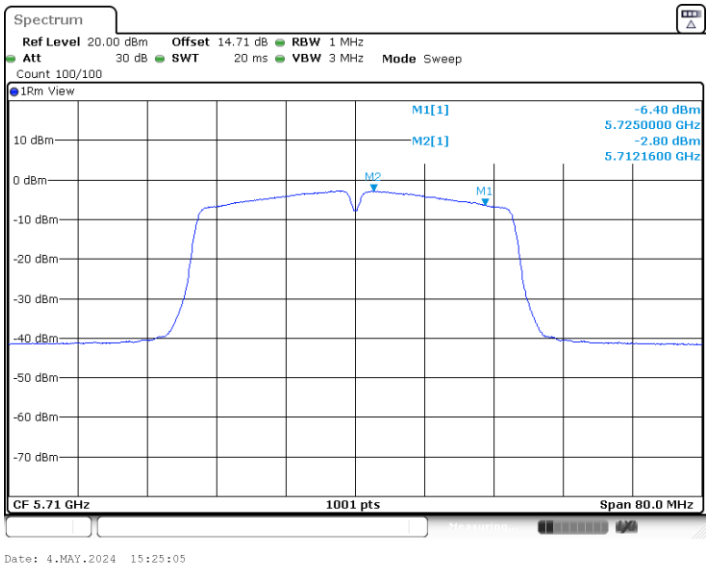

11AC40SISO_Ant8_5710_UNII-3

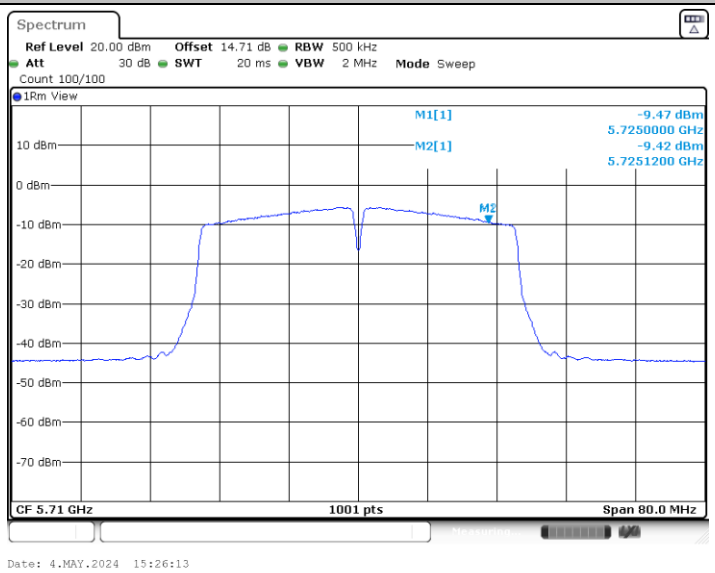

11AC40SISO_Ant8_5755

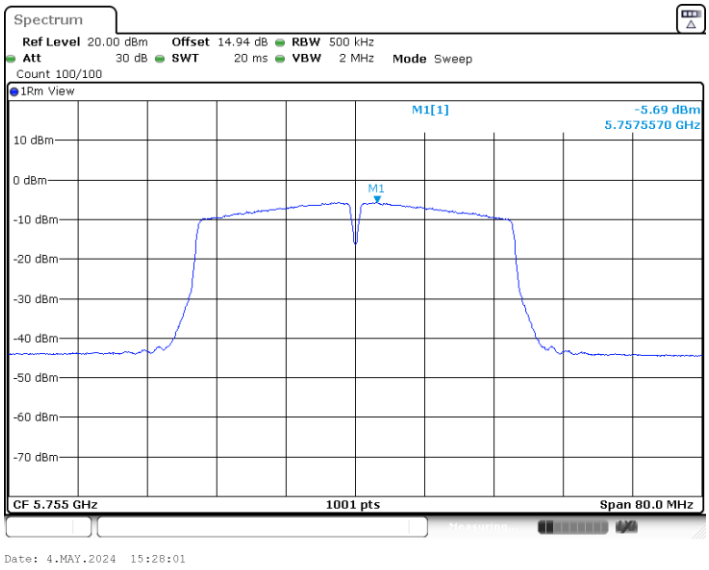

11AC40SISO_Ant8_5795

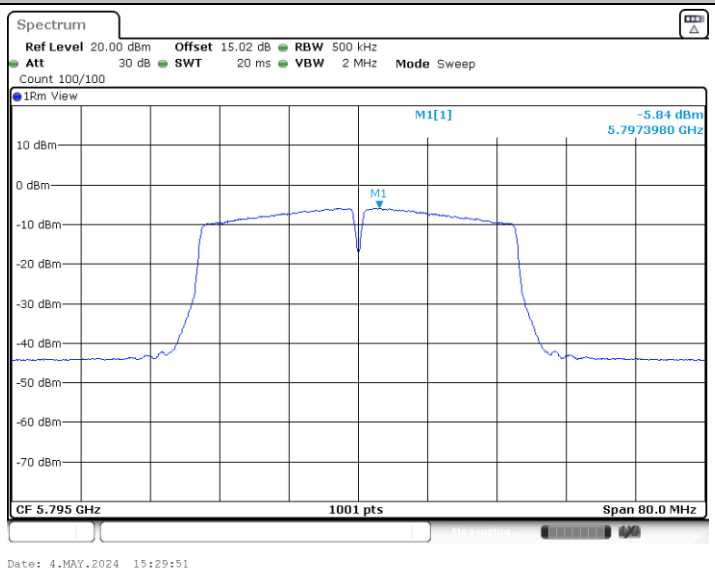

11AC80SISO_Ant8_5210

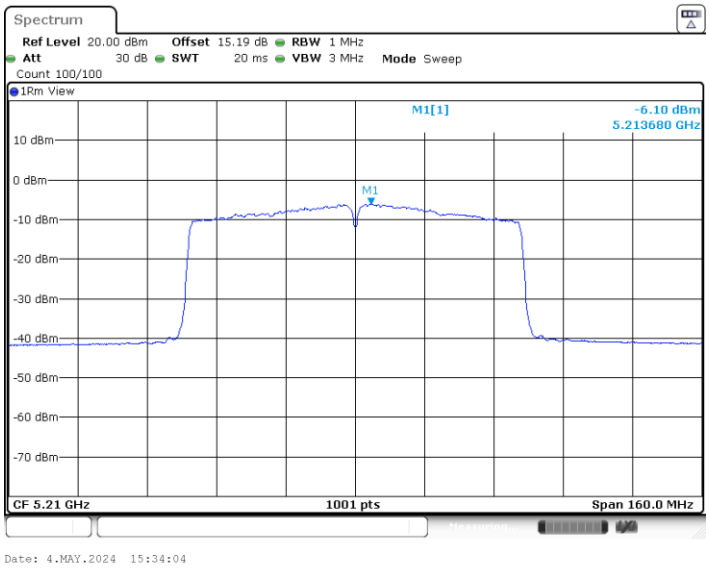

11AC80SISO_Ant8_5290

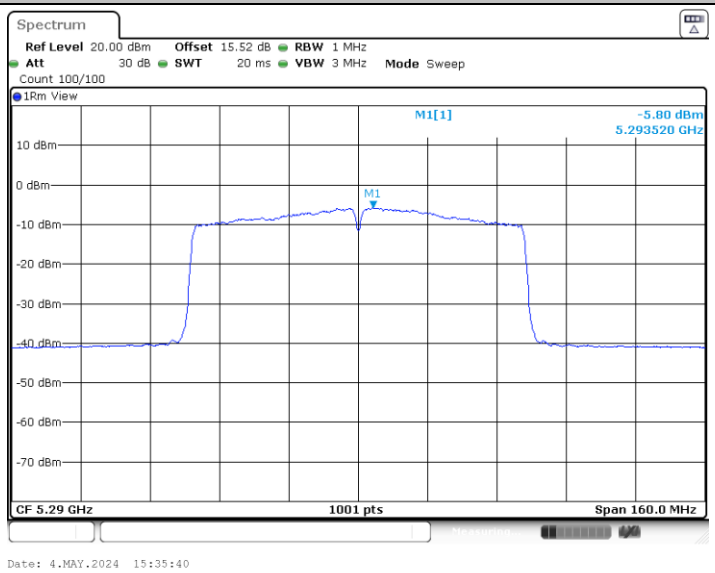

11AC80SISO_Ant8_5530

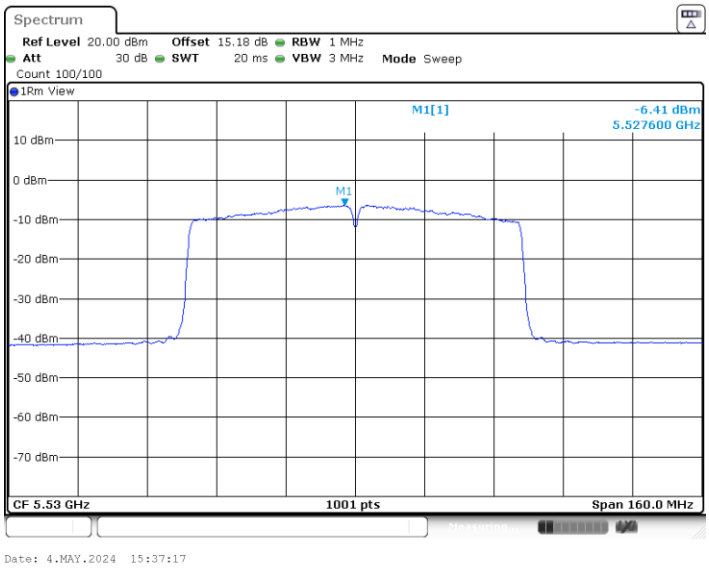

11AC80SISO_Ant8_5610

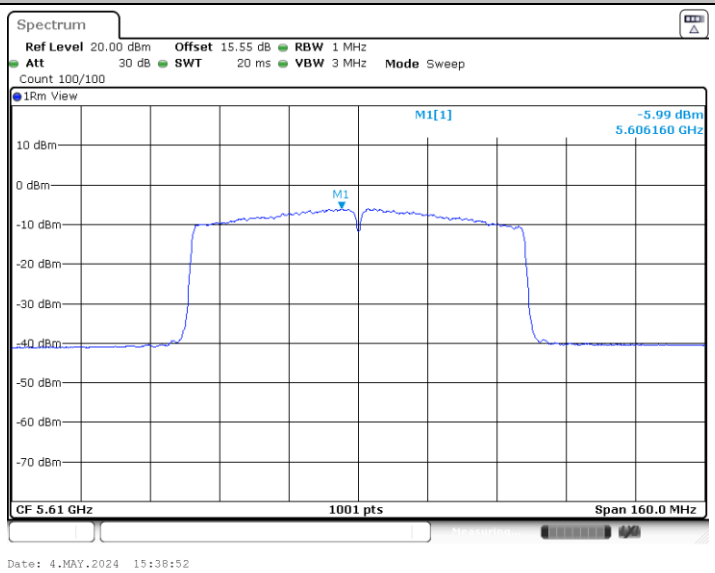

11AC80SISO_Ant8_5690_UNII-2C

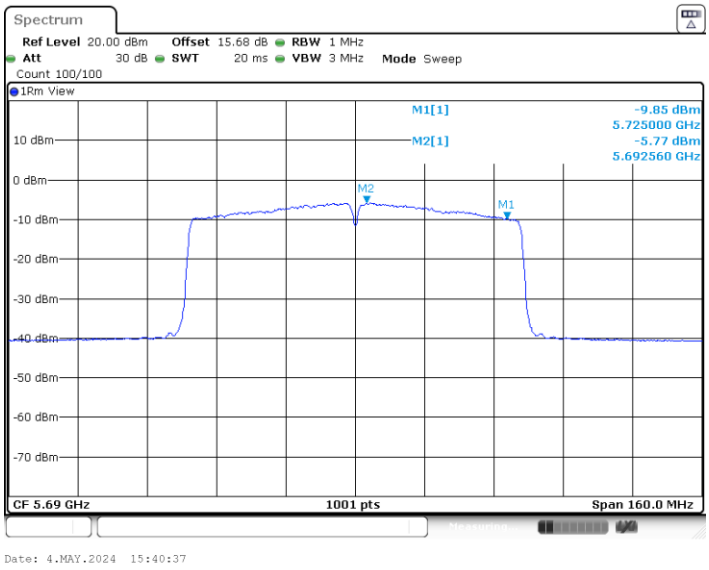

11AC80SISO_Ant8_5690_UNII-3

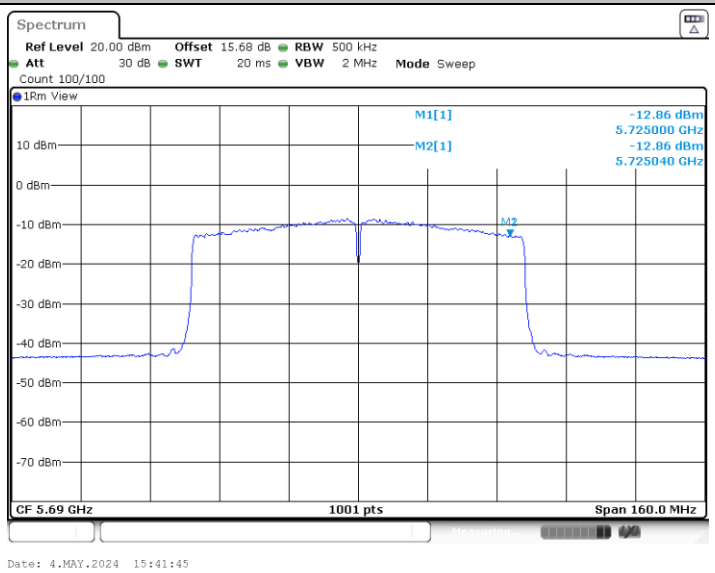

11AC80SISO_Ant8_5775

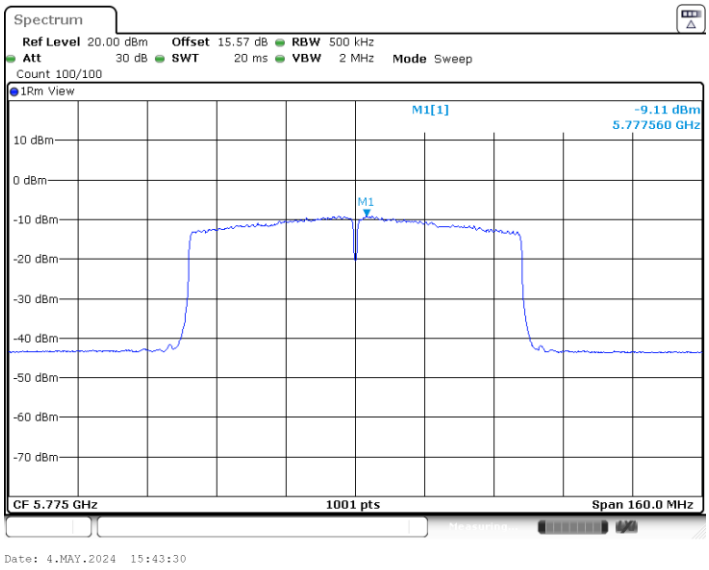

Appendix B. AC Conducted Emission Test Results

Test Engineer :	Amos Zhang	**Temperature :**	25.3~26.2℃
		Relative Humidity :	38~40%
Test Voltage :	120Vac / 60Hz	**Phase :**	Line
Remark :	All emissions not reported here are more than 10 dB below the prescribed limit.		

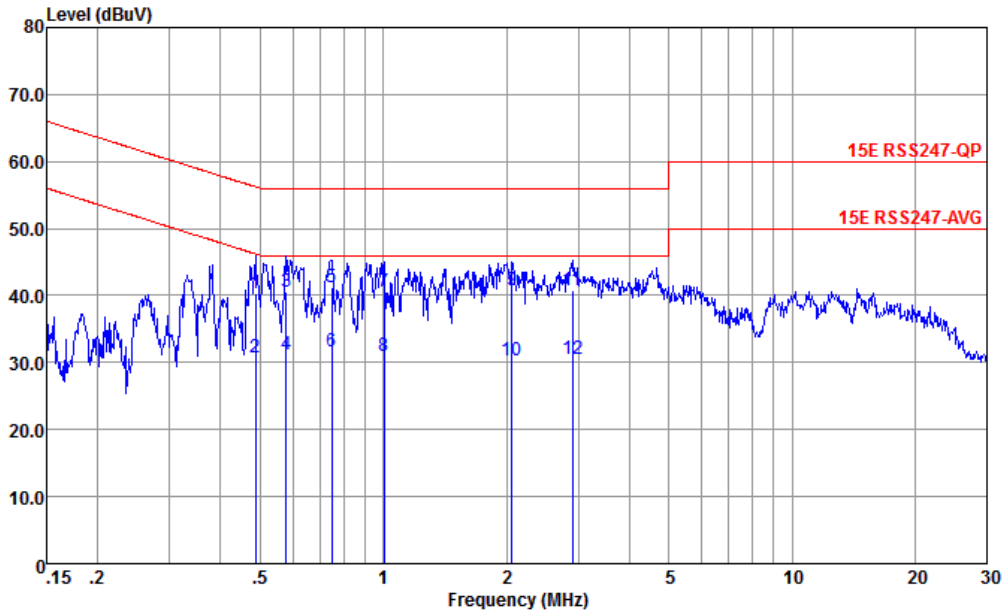

Site : CO01-KS
Condition : 15E RSS247-QP LISN-060105-L 2023 LINE

		Freq	Level	Over Limit	Limit Line	Read Level	LISN Factor	Cable Loss	Remark
		MHz	dBuV	dB	dBuV	dBuV	dB	dB	
1		0.486	40.40	-15.83	56.23	30.20	-0.03	10.23	QP
2		0.486	30.70	-15.53	46.23	20.50	-0.03	10.23	Average
3		0.579	40.64	-15.36	56.00	30.50	-0.05	10.19	QP
4		0.579	31.12	-14.88	46.00	20.98	-0.05	10.19	Average
5		0.747	41.25	-14.75	56.00	31.20	-0.08	10.13	QP
6	*	0.747	31.55	-14.45	46.00	21.50	-0.08	10.13	Average
7		1.005	40.49	-15.51	56.00	30.50	-0.10	10.09	QP
8		1.005	30.89	-15.11	46.00	20.90	-0.10	10.09	Average
9		2.066	40.84	-15.16	56.00	30.90	-0.14	10.08	QP
10		2.066	30.24	-15.76	46.00	20.30	-0.14	10.08	Average
11		2.900	40.79	-15.21	56.00	30.80	-0.08	10.07	QP
12		2.900	30.49	-15.51	46.00	20.50	-0.08	10.07	Average

Test Engineer :	Amos Zhang	**Temperature :**	25.3~26.2℃
		Relative Humidity :	38~40%
Test Voltage :	120Vac / 60Hz	**Phase :**	Neutral
Remark :	All emissions not reported here are more than 10 dB below the prescribed limit.		

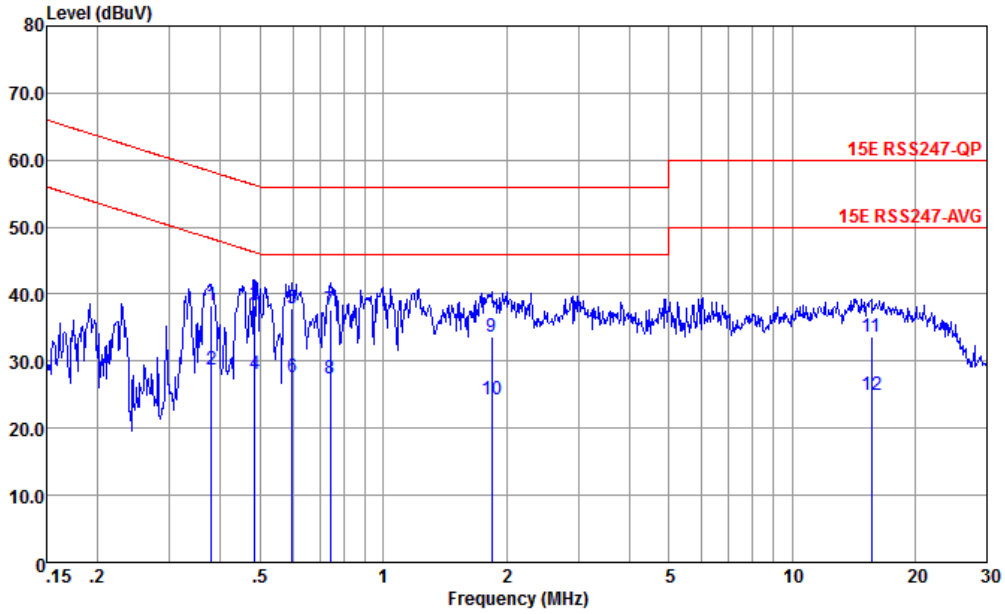

Site : CO01-KS
Condition : 15E RSS247-QP LISN-060105-N 2023 NEUTRAL

	Freq	Level	Over Limit	Limit Line	Read Level	LISN Factor	Cable Loss	Remark
	MHz	dBuV	dB	dBuV	dBuV	dB	dB	
1	0.379	38.44	-19.86	58.30	28.20	-0.05	10.29	QP
2	0.379	28.74	-19.56	48.30	18.50	-0.05	10.29	Average
3 *	0.484	38.36	-17.91	56.27	28.20	-0.07	10.23	QP
4	0.484	28.06	-18.21	46.27	17.90	-0.07	10.23	Average
5	0.598	37.91	-18.09	56.00	27.80	-0.07	10.18	QP
6	0.598	27.71	-18.29	46.00	17.60	-0.07	10.18	Average
7	0.743	37.75	-18.25	56.00	27.69	-0.07	10.13	QP
8	0.743	27.35	-18.65	46.00	17.29	-0.07	10.13	Average
9	1.839	33.56	-22.44	56.00	23.60	-0.12	10.08	QP
10	1.839	24.26	-21.74	46.00	14.30	-0.12	10.08	Average
11	15.635	33.70	-26.30	60.00	22.59	-0.12	11.23	QP
12	15.635	24.90	-25.10	50.00	13.79	-0.12	11.23	Average

Note:

1. Level(dBμV) = Read Level(dBμV) + LISN Factor(dB) + Cable Loss(dB)
2. Over Limit(dB) = Level(dBμV) – Limit Line(dBμV)

Appendix C. Radiated Spurious Emission Test Data

Test Engineer :	Kuang Jia	Relative Humidity :	48~49%
		Temperature :	24~25℃

Radiated Spurious Emission Test Modes

Mode	Band	Band (GHz)	Antenna	Modulation	Channel	Frequency	Data Rate	Remark
Mode 1	U-NII-1	5.15-5.25	8	802.11a	36	5180	6Mbps	-
Mode 2	U-NII-1	5.15-5.25	8	802.11a	44	5220	6Mbps	-
Mode 3	U-NII-1	5.15-5.25	8	802.11a	48	5240	6Mbps	-
Mode 4	U-NII-2A	5.25-5.35	8	802.11a	52	5260	6Mbps	-
Mode 5	U-NII-2A	5.25-5.35	8	802.11a	60	5300	6Mbps	-
Mode 6	U-NII-2A	5.25-5.35	8	802.11a	64	5320	6Mbps	-
Mode 7	U-NII-2C	5.47-5.725	8	802.11a	100	5500	6Mbps	-
Mode 8	U-NII-2C	5.47-5.725	8	802.11a	116	5580	6Mbps	-
Mode 9	U-NII-2C	5.47-5.725	8	802.11a	140	5700	6Mbps	-
Mode 10	U-NII-1	5.15-5.25	8	802.11ac VHT20	36	5180	MCS0	-
Mode 11	U-NII-1	5.15-5.25	8	802.11ac VHT20	44	5220	MCS0	-
Mode 12	U-NII-1	5.15-5.25	8	802.11ac VHT20	48	5240	MCS0	-
Mode 13	U-NII-2A	5.25-5.35	8	802.11ac VHT20	52	5260	MCS0	-
Mode 14	U-NII-2A	5.25-5.35	8	802.11ac VHT20	60	5300	MCS0	-
Mode 15	U-NII-2A	5.25-5.35	8	802.11ac VHT20	64	5320	MCS0	-
Mode 16	U-NII-2C	5.47-5.725	8	802.11ac VHT20	100	5500	MCS0	-
Mode 17	U-NII-2C	5.47-5.725	8	802.11ac VHT20	116	5580	MCS0	-
Mode 18	U-NII-2C	5.47-5.725	8	802.11ac VHT20	140	5700	MCS0	-
Mode 19	U-NII-1	5.15-5.25	8	802.11ac VHT40	38	5190	MCS0	-
Mode 20	U-NII-1	5.15-5.25	8	802.11ac VHT40	46	5230	MCS0	-
Mode 21	U-NII-2A	5.25-5.35	8	802.11ac VHT40	54	5270	MCS0	-
Mode 22	U-NII-2A	5.25-5.35	8	802.11ac VHT40	62	5310	MCS0	-
Mode 23	U-NII-2C	5.47-5.725	8	802.11ac VHT40	102	5510	MCS0	-
Mode 24	U-NII-2C	5.47-5.725	8	802.11ac VHT40	110	5550	MCS0	-
Mode 25	U-NII-2C	5.47-5.725	8	802.11ac VHT40	134	5670	MCS0	-
Mode 26	U-NII-1	5.15-5.25	8	802.11ac VHT80	42	5210	MCS0	-
Mode 27	U-NII-2A	5.25-5.35	8	802.11ac VHT80	58	5290	MCS0	-
Mode 28	U-NII-2C	5.47-5.725	8	802.11ac VHT80	106	5530	MCS0	-
Mode 29	U-NII-2C	5.47-5.725	8	802.11ac VHT80	122	5610	MCS0	-
Mode 30	U-NII-3	5.725-5.85	8	802.11a	149	5745	6Mbps	-
Mode 31	U-NII-3	5.725-5.85	8	802.11a	157	5785	6Mbps	-

Mode 32	U-NII-3	5.725-5.85	8	802.11a	165	5825	6Mbps	-
Mode 33	U-NII-3	5.725-5.85	8	802.11ac VHT20	149	5745	MCS0	-
Mode 34	U-NII-3	5.725-5.85	8	802.11ac VHT20	157	5785	MCS0	-
Mode 35	U-NII-3	5.725-5.85	8	802.11ac VHT20	165	5825	MCS0	-
Mode 36	U-NII-3	5.725-5.85	8	802.11ac VHT40	151	5755	MCS0	-
Mode 37	U-NII-3	5.725-5.85	8	802.11ac VHT40	159	5795	MCS0	-
Mode 38	U-NII-3	5.725-5.85	8	802.11ac VHT80	155	5775	MCS0	-
Mode 39	U-NII-2C	5.47-5.725	8	802.11a	144	5720	6Mbps	-
Mode 40	U-NII-2C	5.47-5.725	8	802.11ac VHT20	144	5720	6Mbps	-
Mode 41	U-NII-2C	5.47-5.725	8	802.11ac VHT40	142	5710	6Mbps	-
Mode 42	U-NII-2C	5.47-5.725	8	802.11ac VHT80	138	5690	6Mbps	-
Mode 43	U-NII-2A	5.25-5.35	8	802.11ac VHT80	58	5290	MCS0	LF
Mode 44	U-NII-3	5.725-5.85	8	802.11ac VHT80	155	5775	MCS0	LF
Mode 45	U-NII-2A	5.25-5.35	8	802.11ac VHT80	58	5290	MCS0	Co-location
	WWAN RSE	-	0	LTE B41 Link	-	-	-	
	BT	2400-2483.5	6	Bluetooth BR_GFSK	00	2402	1DH5	

Summary of each worse mode

Mode	Modulation	Ch.	Freq. (MHz)	Level (dBuV/m)	Limit (dBuV/m)	Margin (dB)	Pol.	Peak Avg.	Result	Remark
1	802.11a	36	-	-	-	-	-	-	-	Band Edge
1	802.11a	36	10360.00	47.58	68.30	-20.72	V	Peak	Pass	Harmonic
2	802.11a	44	-	-	-	-	-	-	-	Band Edge
2	802.11a	44	10440.00	47.62	68.30	-20.68	V	Peak	Pass	Harmonic
3	802.11a	48	-	-	-	-	-	-	-	Band Edge
3	802.11a	48	10480.00	47.50	68.30	-20.80	V	Peak	Pass	Harmonic
4	802.11a	52	-	-	-	-	-	-	-	Band Edge
4	802.11a	52	10520.00	49.60	68.30	-18.70	V	Peak	Pass	Harmonic
5	802.11a	60	-	-	-	-	-	-	-	Band Edge
5	802.11a	60	15900.00	48.64	74.00	-25.36	H	Peak	Pass	Harmonic
6	802.11a	64	-	-	-	-	-	-	-	Band Edge
6	802.11a	64	15960.00	48.28	74.00	-25.72	V	Peak	Pass	Harmonic
7	802.11a	100	-	-	-	-	-	-	-	Band Edge
7	802.11a	100	16500.00	49.49	68.30	-18.81	V	Peak	Pass	Harmonic
8	802.11a	116	-	-	-	-	-	-	-	Band Edge
8	802.11a	116	16740.00	49.82	68.30	-18.48	V	Peak	Pass	Harmonic
9	802.11a	140	-	-	-	-	-	-	-	Band Edge
9	802.11a	140	17100.00	49.07	68.30	-19.23	H	Peak	Pass	Harmonic
10	802.11ac VHT20	36	-	-	-	-	-	-	-	Band Edge
10	802.11ac VHT20	36	10360.00	47.28	68.30	-21.02	H	Peak	Pass	Harmonic
11	802.11ac VHT20	44	-	-	-	-	-	-	-	Band Edge
11	802.11ac VHT20	44	10440.00	47.57	68.30	-20.73	H	Peak	Pass	Harmonic
12	802.11ac VHT20	48	-	-	-	-	-	-	-	Band Edge
12	802.11ac VHT20	48	10480.00	47.32	68.30	-20.98	H	Peak	Pass	Harmonic
13	802.11ac VHT20	52	-	-	-	-	-	-	-	Band Edge
13	802.11ac VHT20	52	10520.00	47.44	68.30	-20.86	H	Peak	Pass	Harmonic
14	802.11ac VHT20	60	-	-	-	-	-	-	-	Band Edge
14	802.11ac VHT20	60	15900.00	48.18	74.00	-25.82	V	Peak	Pass	Harmonic
15	802.11ac VHT20	64	-	-	-	-	-	-	-	Band Edge
15	802.11ac VHT20	64	15960.00	47.79	74.00	-26.21	V	Peak	Pass	Harmonic
16	802.11ac VHT20	100	-	-	-	-	-	-	-	Band Edge
16	802.11ac VHT20	100	16500.00	47.88	68.30	-20.42	V	Peak	Pass	Harmonic
17	802.11ac VHT20	116	-	-	-	-	-	-	-	Band Edge
17	802.11ac VHT20	116	16740.00	49.85	68.30	-18.45	V	Peak	Pass	Harmonic
18	802.11ac VHT20	140	-	-	-	-	-	-	-	Band Edge
18	802.11ac VHT20	140	17100.00	50.01	68.30	-18.29	V	Peak	Pass	Harmonic
19	802.11ac VHT40	38	-	-	-	-	-	-	-	Band Edge
19	802.11ac VHT40	38	10380.00	47.01	68.30	-21.29	V	Peak	Pass	Harmonic
20	802.11ac VHT40	46	-	-	-	-	-	-	-	Band Edge
20	802.11ac VHT40	46	10460.00	47.76	68.30	-20.54	H	Peak	Pass	Harmonic
21	802.11ac VHT40	54	-	-	-	-	-	-	-	Band Edge
21	802.11ac VHT40	54	10540.00	47.62	68.30	-20.68	V	Peak	Pass	Harmonic
22	802.11ac VHT40	62	-	-	-	-	-	-	-	Band Edge
22	802.11ac VHT40	62	10620.00	47.46	74.00	-26.54	V	Peak	Pass	Harmonic
23	802.11ac VHT40	102	-	-	-	-	-	-	-	Band Edge
23	802.11ac VHT40	102	16530.00	48.25	68.30	-20.05	V	Peak	Pass	Harmonic
24	802.11ac VHT40	110	-	-	-	-	-	-	-	Band Edge

24	802.11ac VHT40	110	16650.00	47.98	68.30	-20.32	H	Peak	Pass	Harmonic
25	802.11ac VHT40	134	-	-	-	-	-	-	-	Band Edge
25	802.11ac VHT40	134	17010.00	48.51	68.30	-19.79	V	Peak	Pass	Harmonic
26	802.11ac VHT80	42	-	-	-	-	-	-	-	Band Edge
26	802.11ac VHT80	42	10420.00	47.91	68.30	-20.39	H	Peak	Pass	Harmonic
27	802.11ac VHT80	58	-	-	-	-	-	-	-	Band Edge
27	802.11ac VHT80	58	10580.00	47.72	68.30	-20.58	H	Peak	Pass	Harmonic
28	802.11ac VHT80	106	-	-	-	-	-	-	-	Band Edge
28	802.11ac VHT80	106	16590.00	47.79	68.30	-20.51	V	Peak	Pass	Harmonic
29	802.11ac VHT80	122	-	-	-	-	-	-	-	Band Edge
29	802.11ac VHT80	122	16830.00	48.45	68.30	-19.85	V	Peak	Pass	Harmonic
30	802.11a	149	-	-	-	-	-	-	-	Band Edge
30	802.11a	149	17235.00	49.54	68.30	-18.76	V	Peak	Pass	Harmonic
31	802.11a	157	-	-	-	-	-	-	-	Band Edge
31	802.11a	157	17355.00	50.85	68.30	-17.45	H	Peak	Pass	Harmonic
32	802.11a	165	-	-	-	-	-	-	-	Band Edge
32	802.11a	165	17475.00	50.67	68.30	-17.63	H	Peak	Pass	Harmonic
33	802.11ac VHT20	149	-	-	-	-	-	-	-	Band Edge
33	802.11ac VHT20	149	17235.00	48.97	68.30	-19.33	H	Peak	Pass	Harmonic
34	802.11ac VHT20	157	-	-	-	-	-	-	-	Band Edge
34	802.11ac VHT20	157	17355.00	50.24	68.30	-18.06	V	Peak	Pass	Harmonic
35	802.11ac VHT20	165	-	-	-	-	-	-	-	Band Edge
35	802.11ac VHT20	165	17475.00	50.49	68.30	-17.81	H	Peak	Pass	Harmonic
36	802.11ac VHT40	151	-	-	-	-	-	-	-	Band Edge
36	802.11ac VHT40	151	17265.00	49.45	68.30	-18.85	H	Peak	Pass	Harmonic
37	802.11ac VHT40	159	-	-	-	-	-	-	-	Band Edge
37	802.11ac VHT40	159	17385.00	50.77	68.30	-17.53	H	Peak	Pass	Harmonic
38	802.11ac VHT80	155	5650.05	56.13	68.34	-12.21	H	PEAK	Pass	Band Edge
38	802.11ac VHT80	155	17325.00	50.24	68.30	-18.06	V	Peak	Pass	Harmonic
39	802.11a	144	-	-	-	-	-	-	-	Band Edge
39	802.11a	144	17160.00	48.38	68.30	-19.92	H	Peak	Pass	Harmonic
40	802.11ac VHT20	144	-	-	-	-	-	-	-	Band Edge
40	802.11ac VHT20	144	17160.00	47.64	68.30	-20.66	H	Peak	Pass	Harmonic
41	802.11ac VHT40	142	-	-	-	-	-	-	-	Band Edge
41	802.11ac VHT40	142	17130.00	48.38	68.30	-19.92	V	Peak	Pass	Harmonic
42	802.11ac VHT80	138	-	-	-	-	-	-	-	Band Edge
42	802.11ac VHT80	138	17070.00	49.65	68.30	-18.65	V	Peak	Pass	Harmonic
43	802.11ac VHT80 LF	58	41.64	31.55	40.00	-8.45	V	Peak	Pass	LF
44	802.11ac VHT80 LF	155	42.61	31.56	40.00	-8.44	V	Peak	Pass	LF
45	802.11ac VHT80	58	5062.93	45.30	54.00	-8.70	V	AVERAGE	Pass	Band Edge
45	802.11ac VHT80	58	10580.00	49.39	68.30	-18.91	V	Peak	Pass	Harmonic

Note: only the worst results from Bandedge and Harmonic of each mode are shown in the report.

Mode	1	
	Harmonic	
	U-NII-1_5.15-5.25_802.11a_CH36_5180MHz	
ANT	8	
Pol.	Horizontal	Vertical
Peak Avg	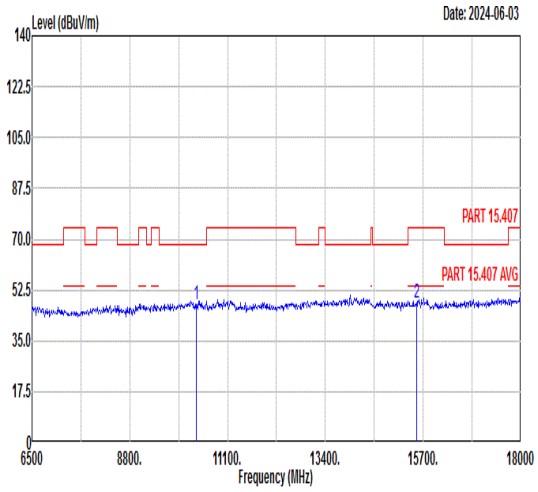 Freq Level Limit Line Margin Read Level Ant Factor Cable Loss Preamp Factor APos TPos Remark MHz dBuV/m dBuV/m dB dBuV dB/m dB dB cm deg 1 10360.00 47.50 68.30 -20.80 60.36 38.74 12.06 63.66 --- --- Peak 2 15540.00 47.97 74.00 -26.03 56.65 40.73 14.58 63.99 --- --- Peak	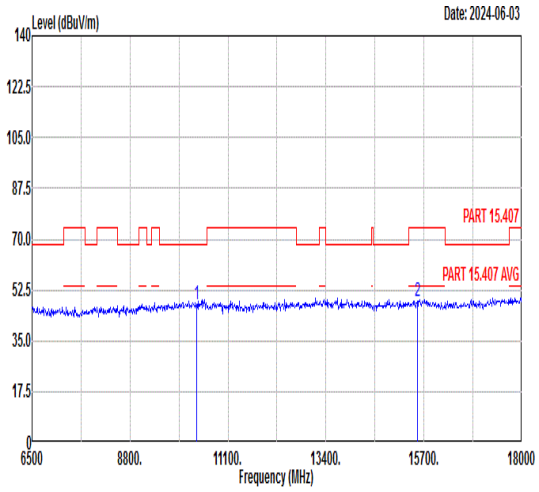 Freq Level Limit Line Margin Read Level Ant Factor Cable Loss Preamp Factor APos TPos Remark MHz dBuV/m dBuV/m dB dBuV dB/m dB dB cm deg 1 10360.00 47.58 68.30 -20.72 60.44 38.74 12.06 63.66 --- --- Peak 2 15540.00 48.53 74.00 -25.47 57.21 40.73 14.58 63.99 --- --- Peak

Mode	2	
	Harmonic	
	U-NII-1_5.15-5.25_802.11a_CH44_5220MHz	
ANT	8	
Pol.	Horizontal	Vertical
Peak Avg	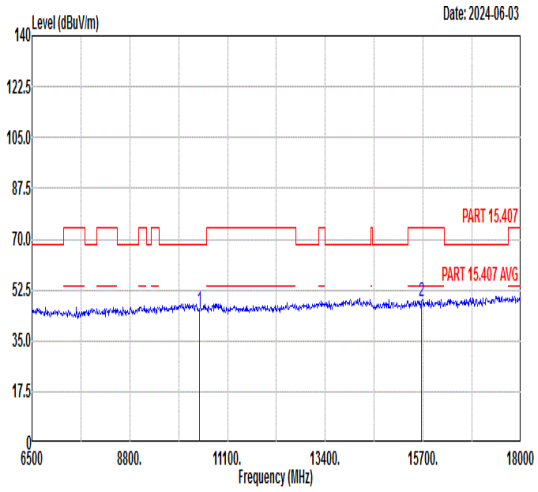 Freq Level Limit Line Margin Read Level Ant Factor Cable Loss Preamp Factor APos TPos Remark MHz dBuV/m dBuV/m dB dBuV dB/m dB dB cm deg 1 10440.00 45.66 68.30 -22.64 58.39 38.78 12.12 63.63 --- --- Peak 2 15660.00 48.41 74.00 -25.59 56.97 40.83 14.64 64.03 --- --- Peak	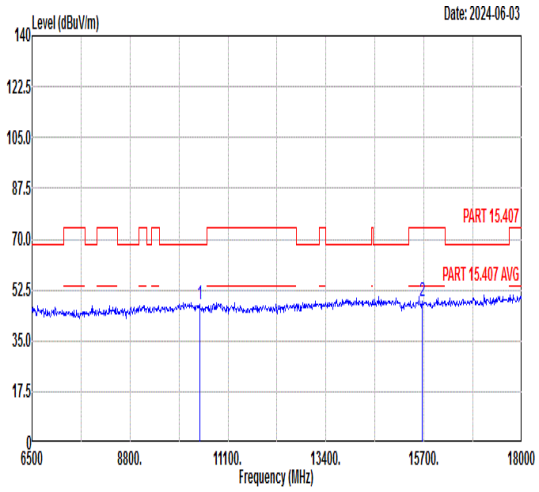 Freq Level Limit Line Margin Read Level Ant Factor Cable Loss Preamp Factor APos TPos Remark MHz dBuV/m dBuV/m dB dBuV dB/m dB dB cm deg 1 10440.00 47.62 68.30 -20.68 60.35 38.78 12.12 63.63 --- --- Peak 2 15660.00 48.39 74.00 -25.61 56.95 40.83 14.64 64.03 --- --- Peak

Mode	3	
	Harmonic	
	U-NII-1_5.15-5.25_802.11a_CH48_5240MHz	
ANT	8	
Pol.	Horizontal	Vertical
Peak Avg	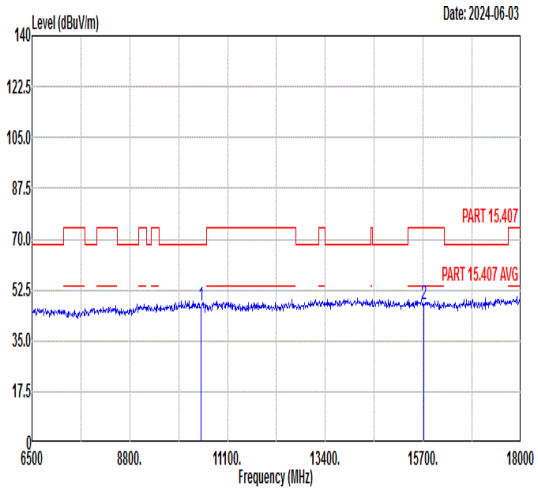 Freq Level Limit Line Margin Read Level Ant Factor Cable Loss Preamp Factor APos TPos Remark MHz dBuV/m dBuV/m dB dBuV dB/m dB dB cm deg 1 10480.00 46.78 68.30 -21.52 59.45 38.79 12.15 63.61 --- --- Peak 2 15720.00 47.78 74.00 -26.22 56.29 40.88 14.66 64.05 --- --- Peak	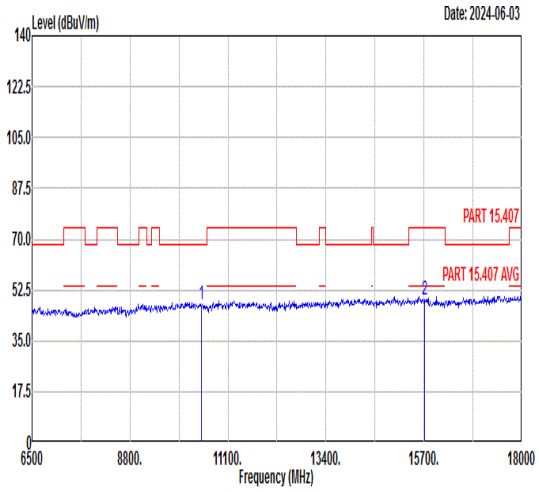 Freq Level Limit Line Margin Read Level Ant Factor Cable Loss Preamp Factor APos TPos Remark MHz dBuV/m dBuV/m dB dBuV dB/m dB dB cm deg 1 10480.00 47.50 68.30 -20.80 60.17 38.79 12.15 63.61 --- --- Peak 2 15720.00 49.04 74.00 -24.96 57.55 40.88 14.66 64.05 --- --- Peak

Mode	4	
	Harmonic	
	U-NII-2A_5.25-5.35_802.11a_CH52_5260MHz	
ANT	8	
Pol.	Horizontal	Vertical
Peak Avg	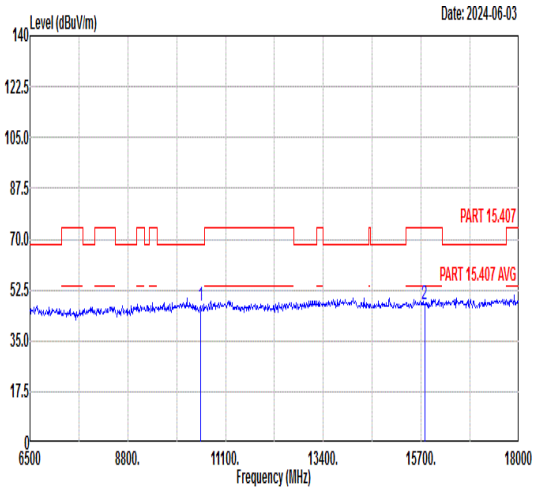 Freq Level Limit Line Margin Read Level Ant Factor Cable Loss Preamp Factor APos TPos Remark MHz dBuV/m dBuV/m dB dBuV dB/m dB dB cm deg 1 10520.00 46.87 68.30 -21.43 59.48 38.81 12.18 63.60 --- --- Peak 2 15780.00 47.80 74.00 -26.20 56.26 40.92 14.69 64.07 --- --- Peak	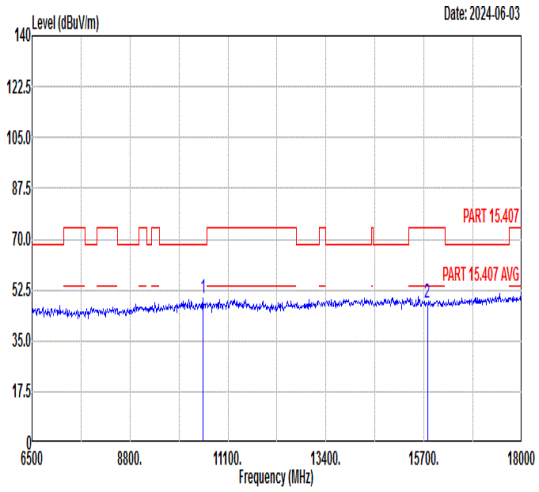 Freq Level Limit Line Margin Read Level Ant Factor Cable Loss Preamp Factor APos TPos Remark MHz dBuV/m dBuV/m dB dBuV dB/m dB dB cm deg 1 10520.00 49.60 68.30 -18.70 62.21 38.81 12.18 63.60 --- --- Peak 2 15780.00 48.22 74.00 -25.78 56.68 40.92 14.69 64.07 --- --- Peak

Mode	5	
	Harmonic	
	U-NII-2A_5.25-5.35_802.11a_CH60_5300MHz	
ANT	8	
Pol.	Horizontal	Vertical
Peak Avg	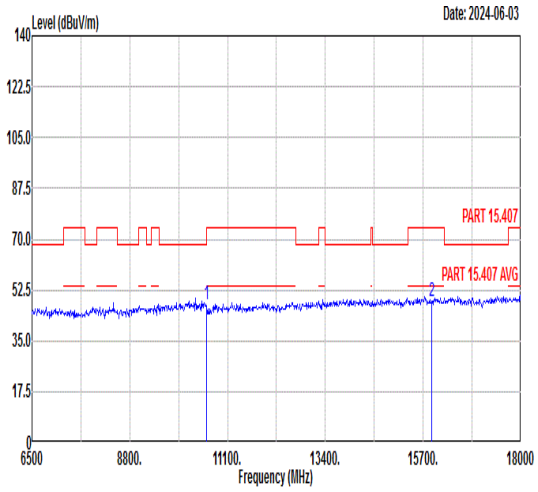 Freq Level Limit Line Margin Read Level Ant Factor Cable Loss Preamp Factor APos TPos Remark MHz dBuV/m dBuV/m dB dBuV dB/m dB dB cm deg 1 10600.00 47.64 74.00 -26.36 60.14 38.84 12.23 63.57 --- --- Peak 2 15900.00 48.64 74.00 -25.36 56.98 41.02 14.75 64.11 --- --- Peak	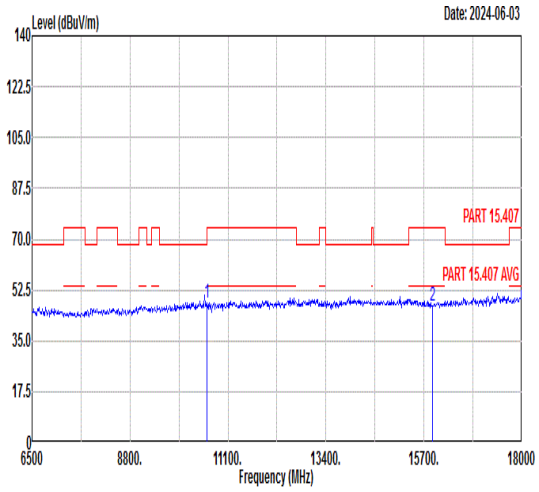 Freq Level Limit Line Margin Read Level Ant Factor Cable Loss Preamp Factor APos TPos Remark MHz dBuV/m dBuV/m dB dBuV dB/m dB dB cm deg 1 10600.00 47.84 74.00 -26.16 60.34 38.84 12.23 63.57 --- --- Peak 2 15900.00 47.24 74.00 -26.76 55.58 41.02 14.75 64.11 --- --- Peak

Mode	6	
	Harmonic	
	U-NII-2A_5.25-5.35_802.11a_CH64_5320MHz	
ANT	8	
Pol.	Horizontal	Vertical
Peak Avg	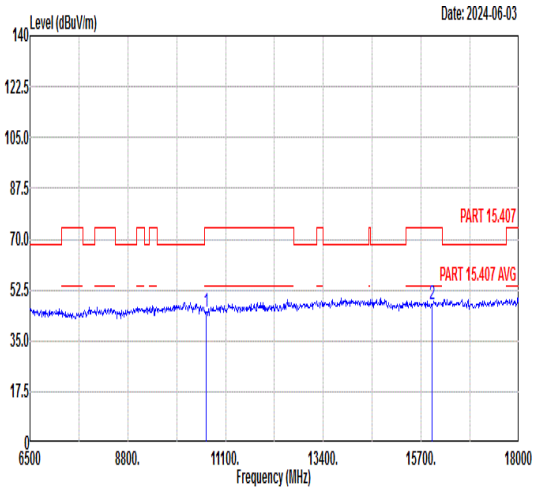 Freq Level Limit Line Margin Read Level Ant Factor Cable Loss Preamp Factor APos TPos Remark MHz dBuV/m dBuV/m dB dBuV dB/m dB dB cm deg 1 10640.00 44.99 74.00 -29.01 57.42 38.86 12.26 63.55 --- --- Peak 2 15960.00 47.62 74.00 -26.38 55.91 41.07 14.77 64.13 --- --- Peak	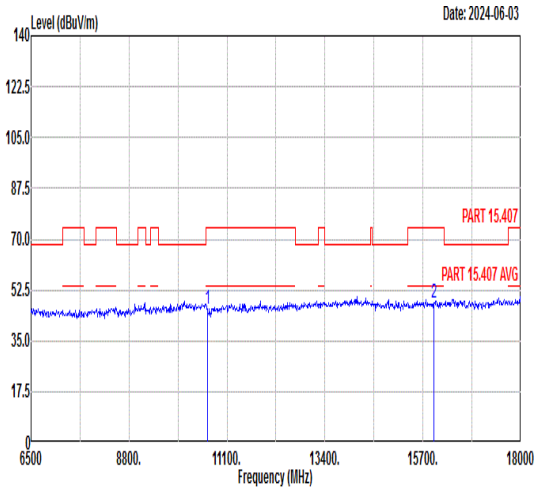 Freq Level Limit Line Margin Read Level Ant Factor Cable Loss Preamp Factor APos TPos Remark MHz dBuV/m dBuV/m dB dBuV dB/m dB dB cm deg 1 10640.00 46.07 74.00 -27.93 58.50 38.86 12.26 63.55 --- --- Peak 2 15960.00 48.28 74.00 -25.72 56.57 41.07 14.77 64.13 --- --- Peak

Mode	7	
	Harmonic	
	U-NII-2C_5.47-5.725_802.11a_CH100_5500MHz	
ANT	8	
Pol.	Horizontal	Vertical
Peak Avg	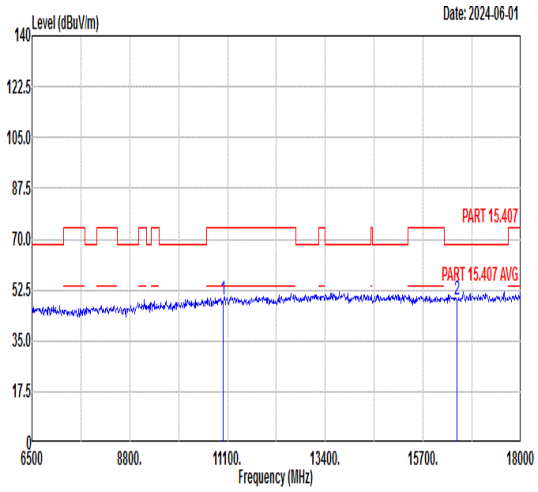 Freq Level Limit Line Margin Read Level Ant Factor Cable Loss Preamp Factor APos TPos Remark MHz dBuV/m dBuV/m dB dBuV dB/m dB dB cm deg 1 11000.00 49.19 74.00 -24.81 61.09 39.00 12.52 63.42 --- --- Peak 2 16500.00 49.36 68.30 -18.94 57.50 41.35 15.17 64.66 --- --- Peak	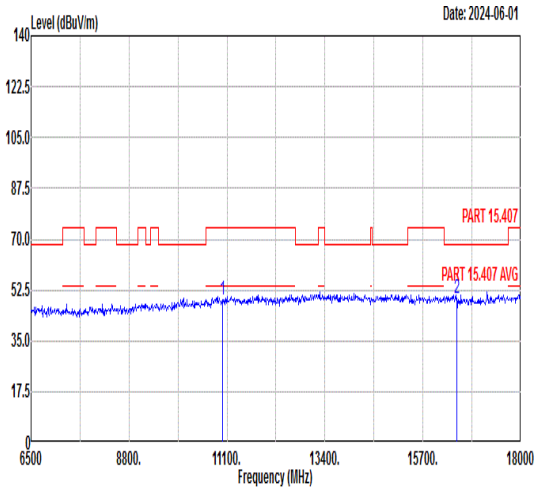 Freq Level Limit Line Margin Read Level Ant Factor Cable Loss Preamp Factor APos TPos Remark MHz dBuV/m dBuV/m dB dBuV dB/m dB dB cm deg 1 11000.00 49.17 74.00 -24.83 61.07 39.00 12.52 63.42 --- --- Peak 2 16500.00 49.49 68.30 -18.81 57.63 41.35 15.17 64.66 --- --- Peak

Mode	8	
	Harmonic	
	U-NII-2C_5.47-5.725_802.11a_CH116_5580MHz	
ANT	8	
Pol.	Horizontal	Vertical
Peak Avg	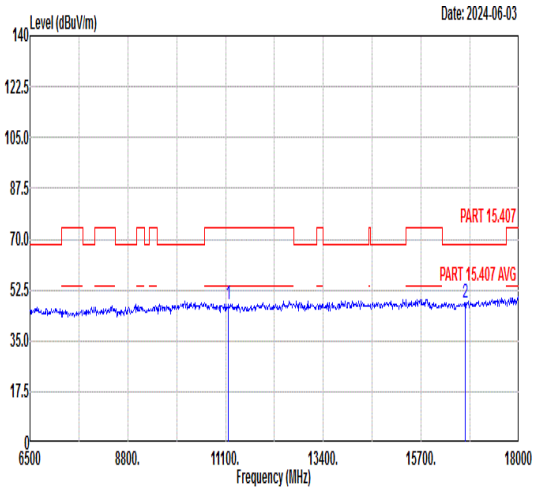 Freq Level Limit Line Margin Read Level Ant Factor Cable Loss Preamp Factor APos TPos Remark MHz dBuV/m dBuV/m dB dBuV dB/m dB dB cm deg 1 11160.00 47.65 74.00 -26.35 59.38 39.06 12.64 63.43 --- --- Peak 2 16740.00 48.08 68.30 -20.22 56.17 41.47 15.35 64.91 --- --- Peak	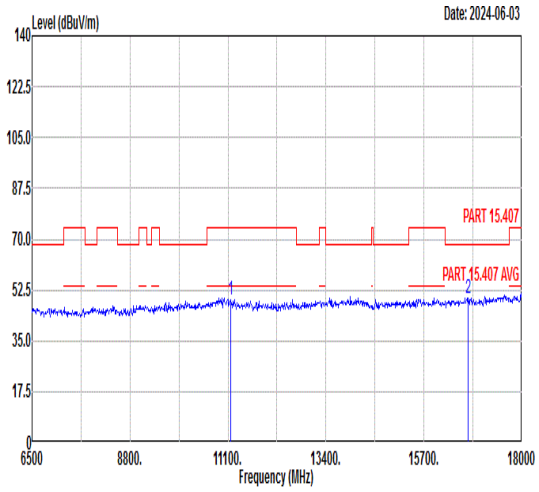 Freq Level Limit Line Margin Read Level Ant Factor Cable Loss Preamp Factor APos TPos Remark MHz dBuV/m dBuV/m dB dBuV dB/m dB dB cm deg 1 11160.00 49.12 74.00 -24.88 60.85 39.06 12.64 63.43 --- --- Peak 2 16740.00 49.82 68.30 -18.48 57.91 41.47 15.35 64.91 --- --- Peak

Mode	9	
	Harmonic	
	U-NII-2C_5.47-5.725_802.11a_CH140_5700MHz	
ANT	8	
Pol.	Horizontal	Vertical
Peak Avg	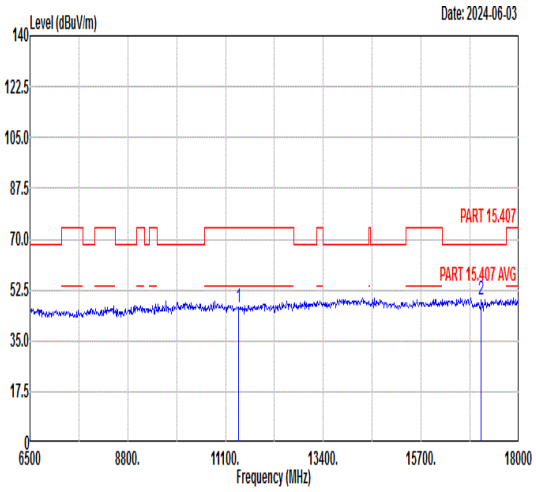 Freq Level Limit Line Margin Read Level Ant Factor Cable Loss Preamp Factor APos TPos Remark MHz dBuV/m dBuV/m dB dBuV dB/m dB dB cm deg 1 11400.00 46.27 74.00 -27.73 57.74 39.16 12.81 63.44 --- --- Peak 2 17100.00 49.07 68.30 -19.23 56.97 41.71 15.62 65.23 --- --- Peak	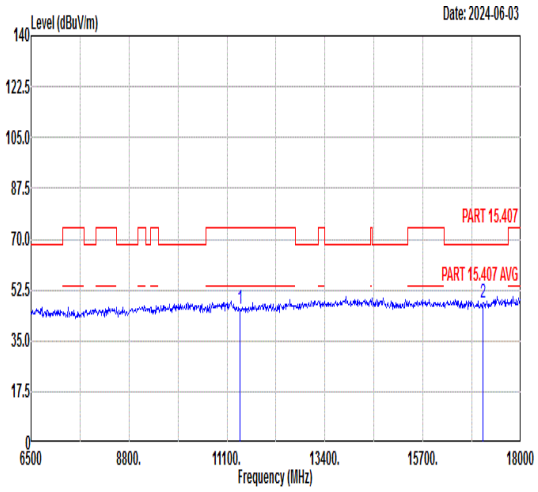 Freq Level Limit Line Margin Read Level Ant Factor Cable Loss Preamp Factor APos TPos Remark MHz dBuV/m dBuV/m dB dBuV dB/m dB dB cm deg 1 11400.00 46.07 74.00 -27.93 57.54 39.16 12.81 63.44 --- --- Peak 2 17100.00 47.95 68.30 -20.35 55.85 41.71 15.62 65.23 --- --- Peak

Mode	10	
	Harmonic	
	U-NII-1_5.15-5.25_802.11ac VHT20_CH36_5180MHz	
ANT	8	
Pol.	Horizontal	Vertical
Peak Avg	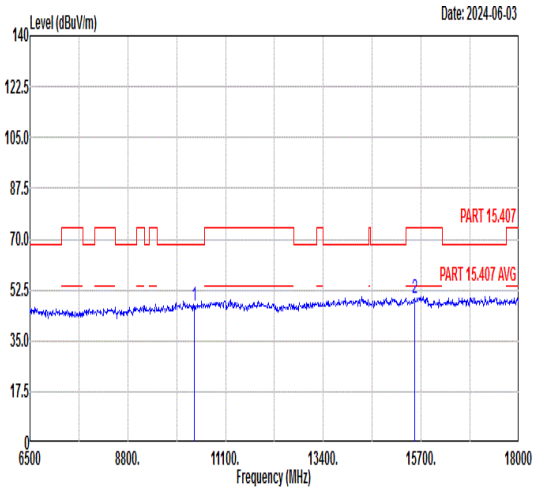 Freq Level Limit Line Margin Read Level Ant Factor Cable Loss Preamp Factor APos TPos Remark MHz dBuV/m dBuV/m dB dBuV dB/m dB dB cm deg 1 10360.00 47.28 68.30 -21.02 60.14 38.74 12.06 63.66 --- --- Peak 2 15540.00 49.72 74.00 -24.28 58.40 40.73 14.58 63.99 --- --- Peak	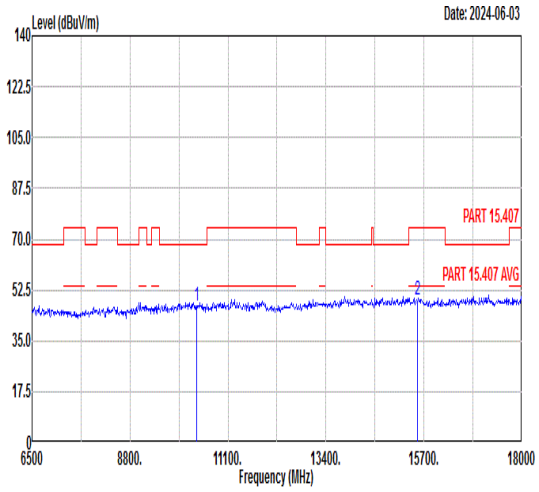 Freq Level Limit Line Margin Read Level Ant Factor Cable Loss Preamp Factor APos TPos Remark MHz dBuV/m dBuV/m dB dBuV dB/m dB dB cm deg 1 10360.00 46.97 68.30 -21.33 59.83 38.74 12.06 63.66 --- --- Peak 2 15540.00 49.08 74.00 -24.92 57.76 40.73 14.58 63.99 --- --- Peak

Mode	11	
	Harmonic	
	U-NII-1_5.15-5.25_802.11ac VHT20_CH44_5220MHz	
ANT	8	
Pol.	Horizontal	Vertical
Peak Avg	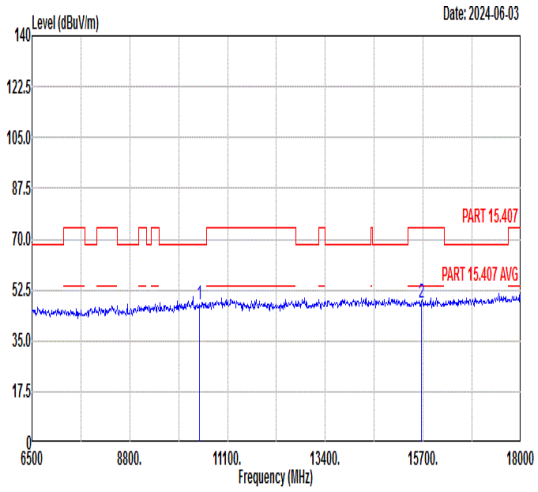 Freq Level Limit Line Margin Read Level Ant Factor Cable Loss Preamp Factor APos TPos Remark MHz dBuV/m dBuV/m dB dBuV dB/m dB dB cm deg 1 10440.00 47.57 68.30 -20.73 60.30 38.78 12.12 63.63 --- --- Peak 2 15660.00 48.03 74.00 -25.97 56.59 40.83 14.64 64.03 --- --- Peak	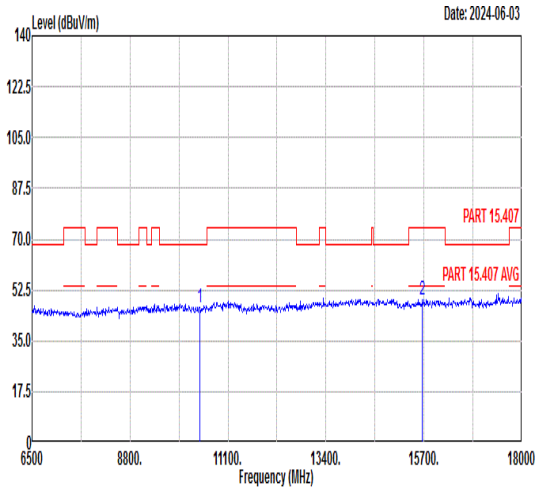 Freq Level Limit Line Margin Read Level Ant Factor Cable Loss Preamp Factor APos TPos Remark MHz dBuV/m dBuV/m dB dBuV dB/m dB dB cm deg 1 10440.00 46.34 68.30 -21.96 59.07 38.78 12.12 63.63 --- --- Peak 2 15660.00 49.26 74.00 -24.74 57.82 40.83 14.64 64.03 --- --- Peak

Mode	12	
	Harmonic	
	U-NII-1_5.15-5.25_802.11ac VHT20_CH48_5240MHz	
ANT	8	
Pol.	Horizontal	Vertical
Peak Avg	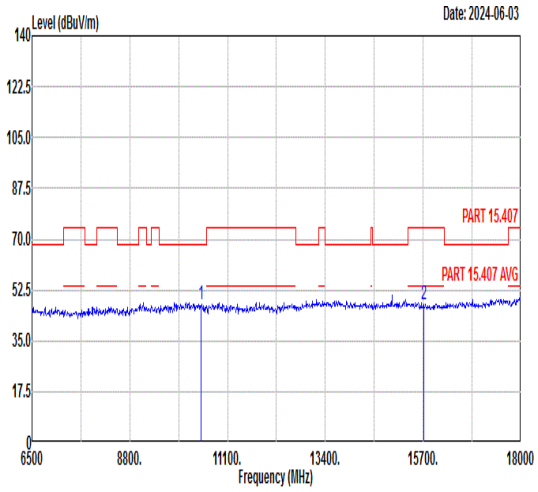 Freq Level Limit Line Margin Read Level Ant Factor Cable Loss Preamp Factor APos TPos Remark MHz dBuV/m dBuV/m dB dBuV dB/m dB dB cm deg 1 10480.00 47.32 68.30 -20.98 59.99 38.79 12.15 63.61 --- --- Peak 2 15720.00 47.58 74.00 -26.42 56.09 40.88 14.66 64.05 --- --- Peak	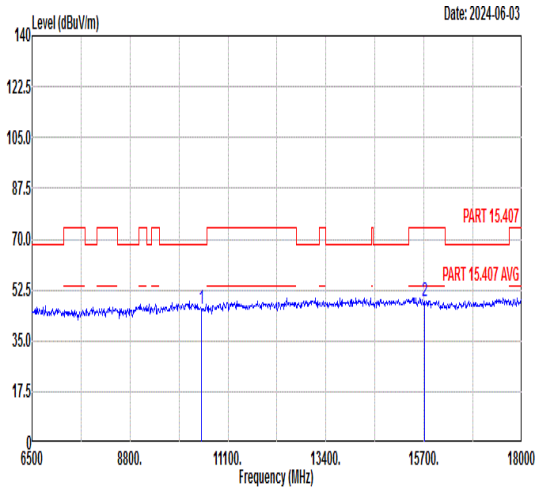 Freq Level Limit Line Margin Read Level Ant Factor Cable Loss Preamp Factor APos TPos Remark MHz dBuV/m dBuV/m dB dBuV dB/m dB dB cm deg 1 10480.00 45.83 68.30 -22.47 58.50 38.79 12.15 63.61 --- --- Peak 2 15720.00 48.70 74.00 -25.30 57.21 40.88 14.66 64.05 --- --- Peak

Mode	13	
	Harmonic	
	U-NII-2A_5.25-5.35_802.11ac VHT20_CH52_5260MHz	
ANT	8	
Pol.	Horizontal	Vertical
Peak Avg	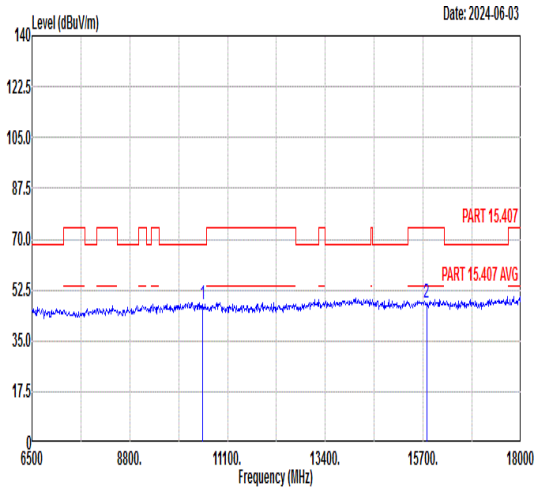 Freq Level Limit Line Margin Read Level Ant Factor Cable Loss Preamp Factor APos TPos Remark MHz dBuV/m dBuV/m dB dBuV dB/m dB dB cm deg 1 10520.00 47.44 68.30 -20.86 60.05 38.81 12.18 63.60 --- --- Peak 2 15780.00 47.93 74.00 -26.07 56.39 40.92 14.69 64.07 --- --- Peak	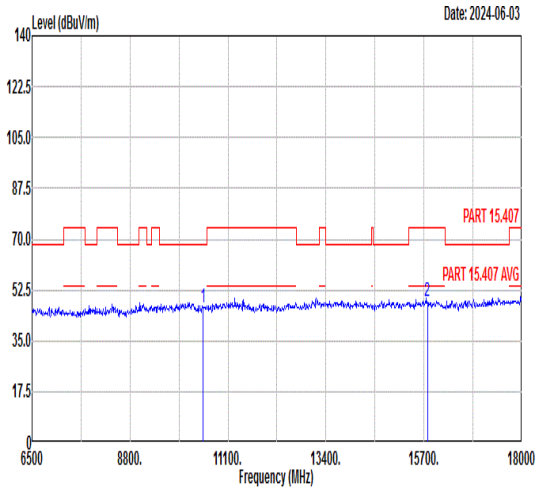 Freq Level Limit Line Margin Read Level Ant Factor Cable Loss Preamp Factor APos TPos Remark MHz dBuV/m dBuV/m dB dBuV dB/m dB dB cm deg 1 10520.00 46.47 68.30 -21.83 59.08 38.81 12.18 63.60 --- --- Peak 2 15780.00 48.54 74.00 -25.46 57.00 40.92 14.69 64.07 --- --- Peak

Mode	14	
	Harmonic	
	U-NII-2A_5.25-5.35_802.11ac VHT20_CH60_5300MHz	
ANT	8	
Pol.	Horizontal	Vertical
Peak Avg	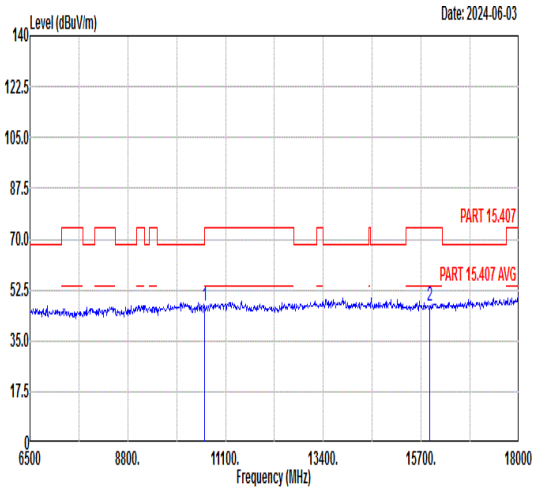 Freq Level Limit Line Margin Read Level Ant Factor Cable Loss Preamp Factor APos TPos Remark MHz dBuV/m dBuV/m dB dBuV dB/m dB dB cm deg 1 10600.00 47.14 74.00 -26.86 59.64 38.84 12.23 63.57 --- --- Peak 2 15900.00 47.04 74.00 -26.96 55.38 41.02 14.75 64.11 --- --- Peak	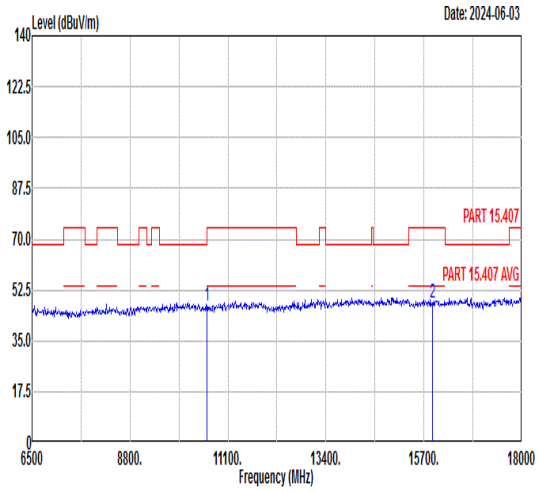 Freq Level Limit Line Margin Read Level Ant Factor Cable Loss Preamp Factor APos TPos Remark MHz dBuV/m dBuV/m dB dBuV dB/m dB dB cm deg 1 10600.00 46.77 74.00 -27.23 59.27 38.84 12.23 63.57 --- --- Peak 2 15900.00 48.18 74.00 -25.82 56.52 41.02 14.75 64.11 --- --- Peak

Mode	15	
	Harmonic	
	U-NII-2A_5.25-5.35_802.11ac VHT20_CH64_5320MHz	
ANT	8	
Pol.	Horizontal	Vertical
Peak Avg	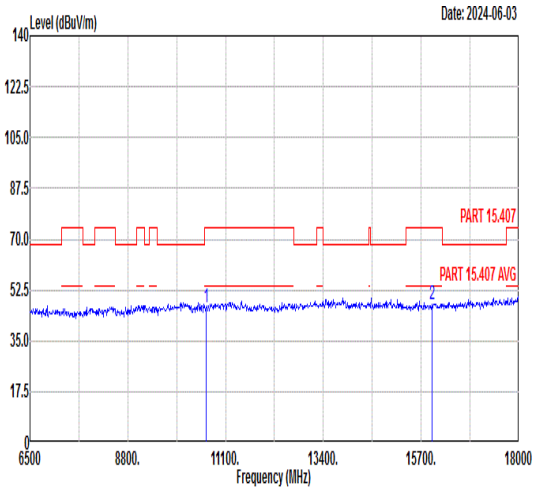 Freq Level Limit Line Margin Read Level Ant Factor Cable Loss Preamp Factor APos TPos Remark MHz dBuV/m dBuV/m dB dBuV dB/m dB dB cm deg 1 10640.00 46.28 74.00 -27.72 58.71 38.86 12.26 63.55 --- --- Peak 2 15960.00 47.38 74.00 -26.62 55.67 41.07 14.77 64.13 --- --- Peak	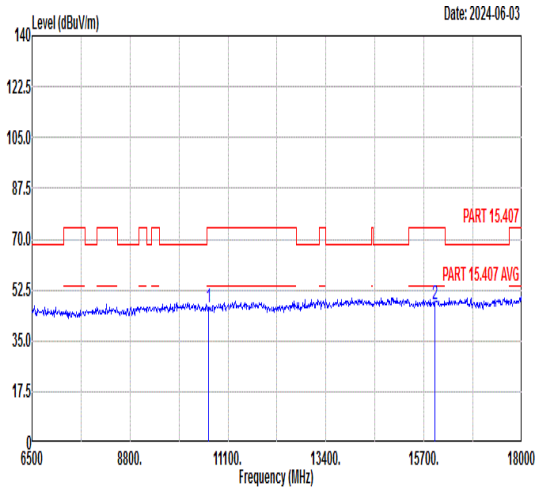 Freq Level Limit Line Margin Read Level Ant Factor Cable Loss Preamp Factor APos TPos Remark MHz dBuV/m dBuV/m dB dBuV dB/m dB dB cm deg 1 10640.00 46.33 74.00 -27.67 58.76 38.86 12.26 63.55 --- --- Peak 2 15960.00 47.79 74.00 -26.21 56.08 41.07 14.77 64.13 --- --- Peak

Mode	16	
	Harmonic	
	U-NII-2C_5.47-5.725_802.11ac VHT20_CH100_5500MHz	
ANT	8	
Pol.	Horizontal	Vertical
Peak Avg	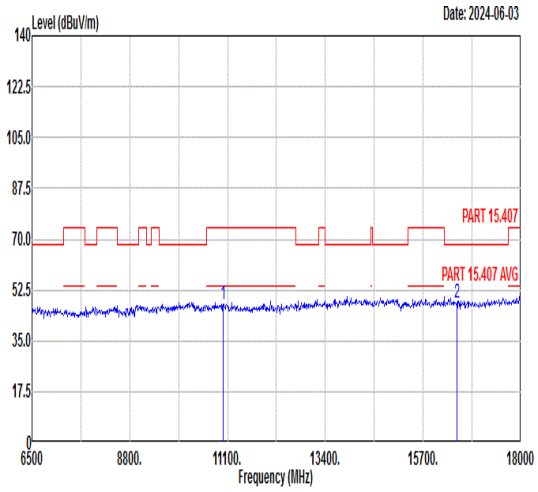 Freq Level Limit Line Margin Read Level Ant Factor Cable Loss Preamp Factor APos TPos Remark MHz dBuV/m dBuV/m dB dBuV dB/m dB dB cm deg 1 11000.00 47.70 74.00 -26.30 59.60 39.00 12.52 63.42 --- --- Peak 2 16500.00 47.87 68.30 -20.43 56.01 41.35 15.17 64.66 --- --- Peak	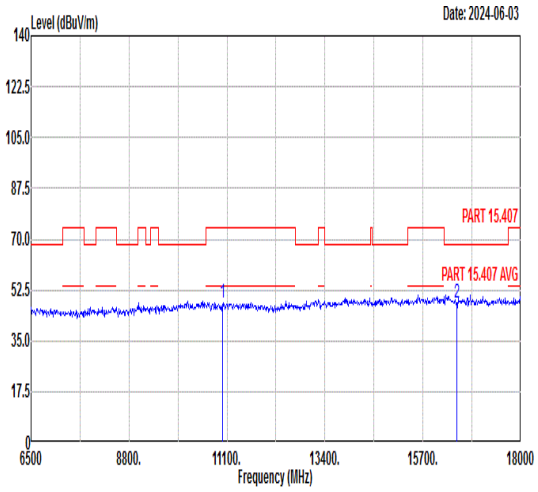 Freq Level Limit Line Margin Read Level Ant Factor Cable Loss Preamp Factor APos TPos Remark MHz dBuV/m dBuV/m dB dBuV dB/m dB dB cm deg 1 11000.00 48.08 74.00 -25.92 59.98 39.00 12.52 63.42 --- --- Peak 2 16500.00 47.88 68.30 -20.42 56.02 41.35 15.17 64.66 --- --- Peak

Mode	17	
	Harmonic	
	U-NII-2C_5.47-5.725_802.11ac VHT20_CH116_5580MHz	
ANT	8	
Pol.	Horizontal	Vertical
Peak Avg	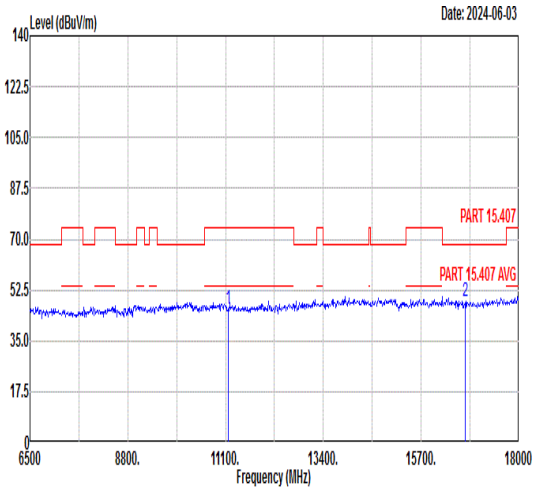 Freq Level Limit Line Margin Read Level Ant Factor Cable Loss Preamp Factor APos TPos Remark MHz dBuV/m dBuV/m dB dBuV dB/m dB dB cm deg 1 11160.00 46.19 74.00 -27.81 57.92 39.06 12.64 63.43 --- --- Peak 2 16740.00 48.50 68.30 -19.80 56.59 41.47 15.35 64.91 --- --- Peak	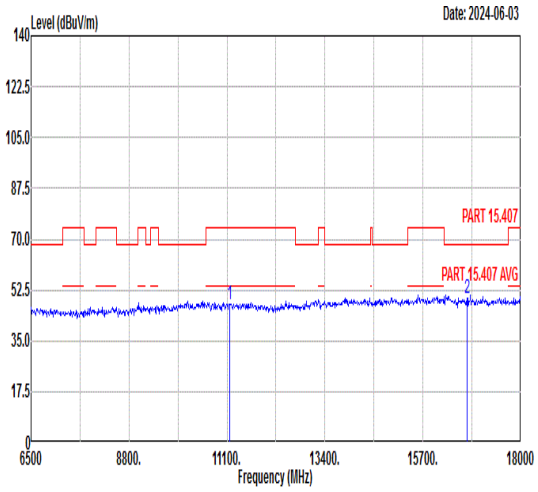 Freq Level Limit Line Margin Read Level Ant Factor Cable Loss Preamp Factor APos TPos Remark MHz dBuV/m dBuV/m dB dBuV dB/m dB dB cm deg 1 11160.00 47.68 74.00 -26.32 59.41 39.06 12.64 63.43 --- --- Peak 2 16740.00 49.85 68.30 -18.45 57.94 41.47 15.35 64.91 --- --- Peak

Mode	18	
	Harmonic	
	U-NII-2C_5.47-5.725_802.11ac VHT20_CH140_5700MHz	
ANT	8	
Pol.	Horizontal	Vertical
Peak Avg	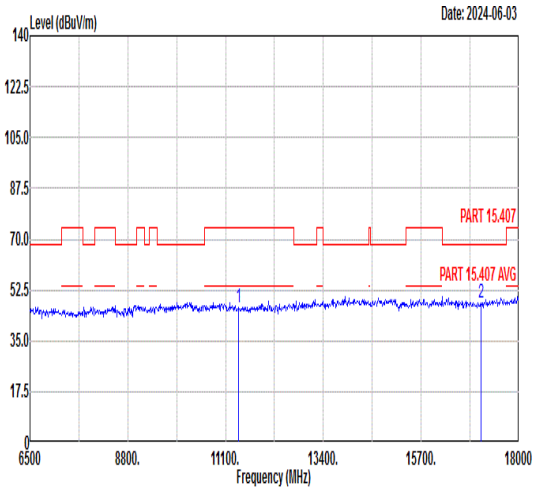 Freq Level Limit Line Margin Read Level Ant Factor Cable Loss Preamp Factor APos TPos Remark MHz dBuV/m dBuV/m dB dBuV dB/m dB dB cm deg 1 11400.00 46.56 74.00 -27.44 58.03 39.16 12.81 63.44 --- --- Peak 2 17100.00 48.15 68.30 -20.15 56.05 41.71 15.62 65.23 --- --- Peak	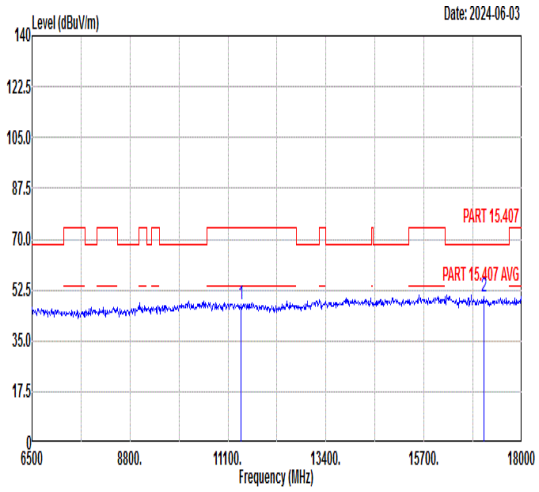 Freq Level Limit Line Margin Read Level Ant Factor Cable Loss Preamp Factor APos TPos Remark MHz dBuV/m dBuV/m dB dBuV dB/m dB dB cm deg 1 11400.00 47.59 74.00 -26.41 59.06 39.16 12.81 63.44 --- --- Peak 2 17100.00 50.01 68.30 -18.29 57.91 41.71 15.62 65.23 --- --- Peak

Mode	19	
	Harmonic	
	U-NII-1_5.15-5.25_802.11ac VHT40_CH38_5190MHz	
ANT	8	
Pol.	Horizontal	Vertical
Peak Avg	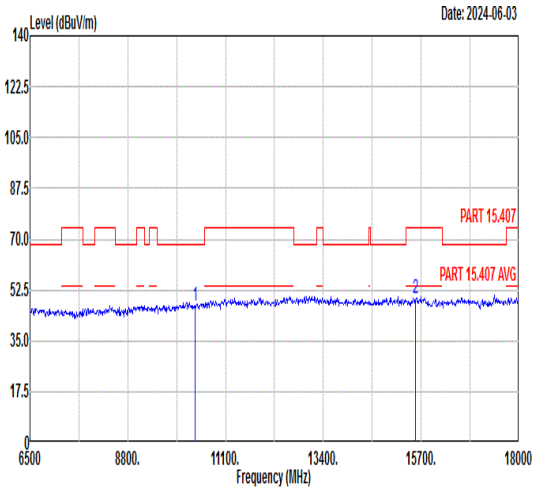 Freq Level Limit Line Margin Read Level Ant Factor Cable Loss Preamp Factor APos TPos Remark MHz dBuV/m dBuV/m dB dBuV dB/m dB dB cm deg 1 10380.00 46.76 68.30 -21.54 59.58 38.75 12.08 63.65 --- --- Peak 2 15570.00 49.73 74.00 -24.27 58.37 40.76 14.60 64.00 --- --- Peak	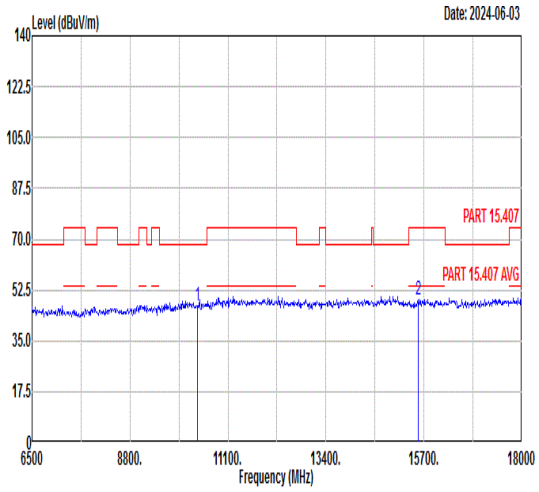 Freq Level Limit Line Margin Read Level Ant Factor Cable Loss Preamp Factor APos TPos Remark MHz dBuV/m dBuV/m dB dBuV dB/m dB dB cm deg 1 10380.00 47.01 68.30 -21.29 59.83 38.75 12.08 63.65 --- --- Peak 2 15570.00 49.24 74.00 -24.76 57.88 40.76 14.60 64.00 --- --- Peak

Mode	20	
	Harmonic	
	U-NII-1_5.15-5.25_802.11ac VHT40_CH46_5230MHz	
ANT	8	
Pol.	Horizontal	Vertical
Peak Avg	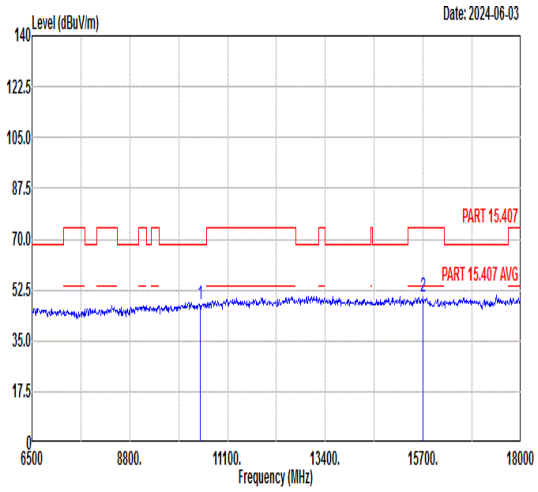 Freq Level Limit Line Margin Read Level Ant Factor Cable Loss Preamp Factor APos TPos Remark MHz dBuV/m dBuV/m dB dBuV dB/m dB dB cm deg 1 10460.00 47.76 68.30 -20.54 60.47 38.78 12.13 63.62 --- --- Peak 2 15690.00 49.93 74.00 -24.07 58.47 40.85 14.65 64.04 --- --- Peak	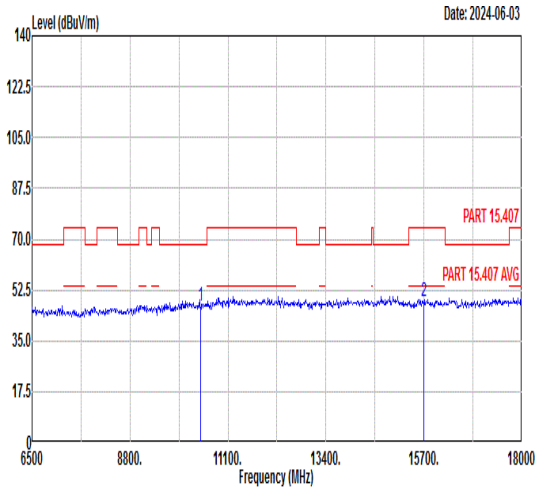 Freq Level Limit Line Margin Read Level Ant Factor Cable Loss Preamp Factor APos TPos Remark MHz dBuV/m dBuV/m dB dBuV dB/m dB dB cm deg 1 10460.00 47.22 68.30 -21.08 59.93 38.78 12.13 63.62 --- --- Peak 2 15690.00 48.37 74.00 -25.63 56.91 40.85 14.65 64.04 --- --- Peak

Mode	21	
	Harmonic	
	U-NII-2A_5.25-5.35_802.11ac VHT40_CH54_5270MHz	
ANT	8	
Pol.	Horizontal	Vertical
Peak Avg	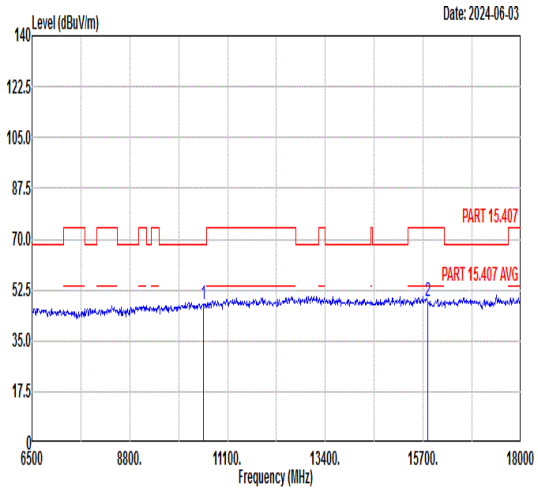 Freq Level Limit Line Margin Read Level Ant Factor Cable Loss Preamp Factor APos TPos Remark MHz dBuV/m dBuV/m dB dBuV dB/m dB dB cm deg 1 10540.00 47.53 68.30 -20.77 60.11 38.82 12.19 63.59 --- --- Peak 2 15810.00 48.78 74.00 -25.22 57.20 40.95 14.71 64.08 --- --- Peak	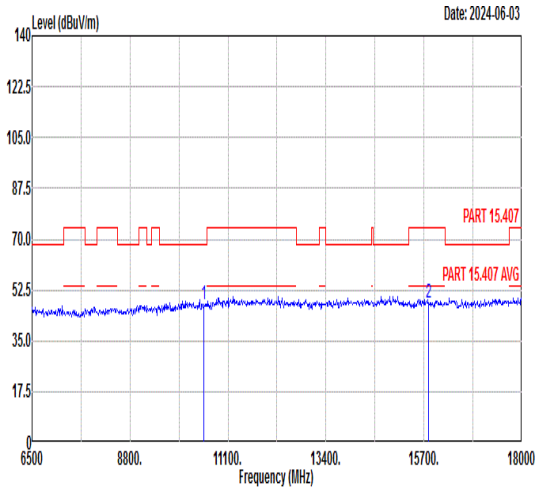 Freq Level Limit Line Margin Read Level Ant Factor Cable Loss Preamp Factor APos TPos Remark MHz dBuV/m dBuV/m dB dBuV dB/m dB dB cm deg 1 10540.00 47.62 68.30 -20.68 60.20 38.82 12.19 63.59 --- --- Peak 2 15810.00 48.07 74.00 -25.93 56.49 40.95 14.71 64.08 --- --- Peak

Mode	22	
	Harmonic	
	U-NII-2A_5.25-5.35_802.11ac VHT40_CH62_5310MHz	
ANT	8	
Pol.	Horizontal	Vertical
Peak Avg	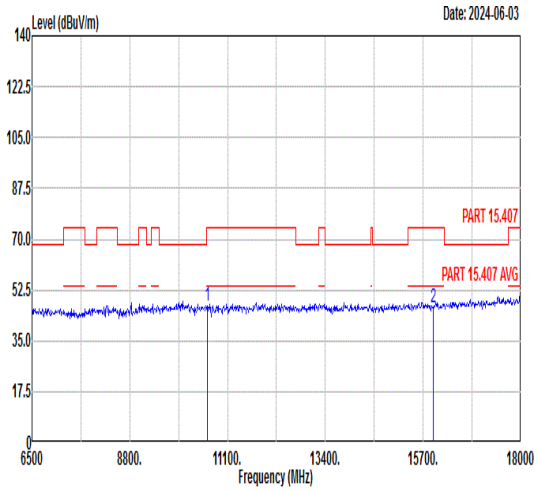 Freq Level Limit Line Margin Read Level Ant Factor Cable Loss Preamp Factor APos TPos Remark MHz dBuV/m dBuV/m dB dBuV dB/m dB dB cm deg 1 10620.00 47.11 74.00 -26.89 59.57 38.85 12.25 63.56 --- --- Peak 2 15930.00 46.75 74.00 -27.25 55.07 41.04 14.76 64.12 --- --- Peak	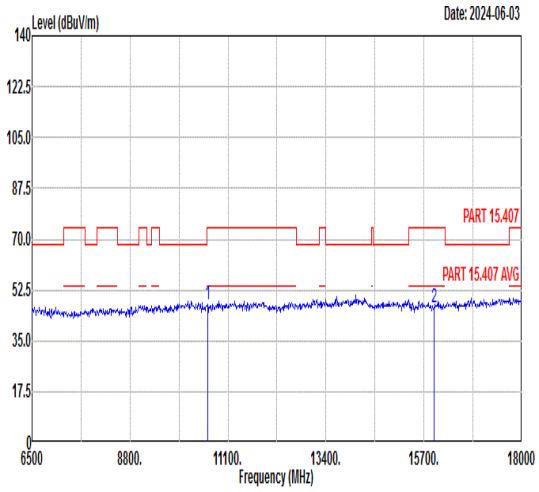 Freq Level Limit Line Margin Read Level Ant Factor Cable Loss Preamp Factor APos TPos Remark MHz dBuV/m dBuV/m dB dBuV dB/m dB dB cm deg 1 10620.00 47.46 74.00 -26.54 59.92 38.85 12.25 63.56 --- --- Peak 2 15930.00 46.33 74.00 -27.67 54.65 41.04 14.76 64.12 --- --- Peak

Mode	23	
	Harmonic	
	U-NII-2C_5.47-5.725_802.11ac VHT40_CH102_5510MHz	
ANT	8	
Pol.	Horizontal	Vertical
Peak Avg	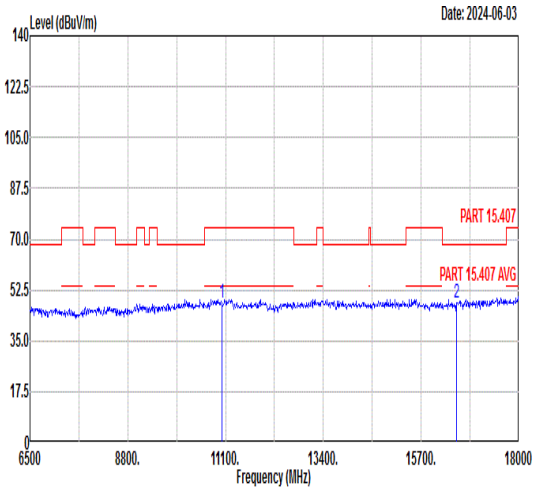 Freq Level Limit Line Margin Read Level Ant Factor Cable Loss Preamp Factor APos TPos Remark MHz dBuV/m dBuV/m dB dBuV dB/m dB dB cm deg 1 11020.00 48.02 74.00 -25.98 59.89 39.01 12.54 63.42 --- --- Peak 2 16530.00 48.00 68.30 -20.30 56.14 41.36 15.19 64.69 --- --- Peak	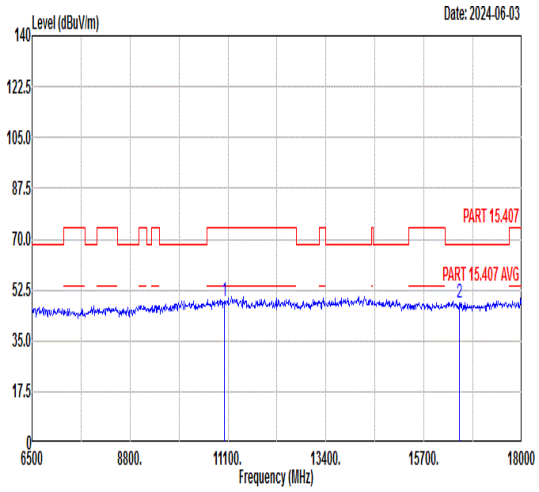 Freq Level Limit Line Margin Read Level Ant Factor Cable Loss Preamp Factor APos TPos Remark MHz dBuV/m dBuV/m dB dBuV dB/m dB dB cm deg 1 11020.00 48.64 74.00 -25.36 60.51 39.01 12.54 63.42 --- --- Peak 2 16530.00 48.25 68.30 -20.05 56.39 41.36 15.19 64.69 --- --- Peak

Mode	24	
	Harmonic	
	U-NII-2C_5.47-5.725_802.11ac VHT40_CH110_5550MHz	
ANT	8	
Pol.	Horizontal	Vertical
Peak Avg	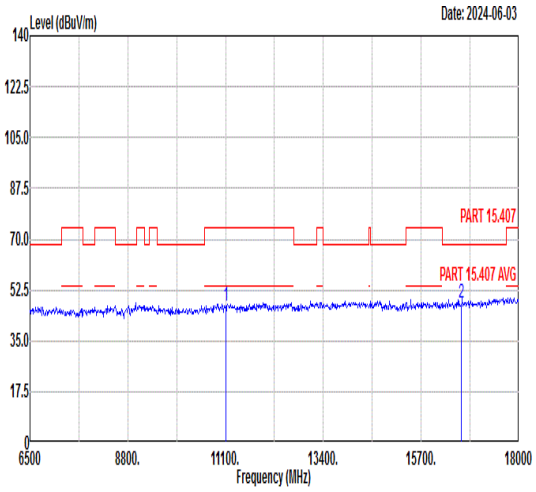 Freq Level Limit Line Margin Read Level Ant Factor Cable Loss Preamp Factor APos TPos Remark MHz dBuV/m dBuV/m dB dBuV dB/m dB dB cm deg 1 11100.00 46.83 74.00 -27.17 58.62 39.04 12.59 63.42 --- --- Peak 2 16650.00 47.98 68.30 -20.32 56.10 41.42 15.28 64.82 --- --- Peak	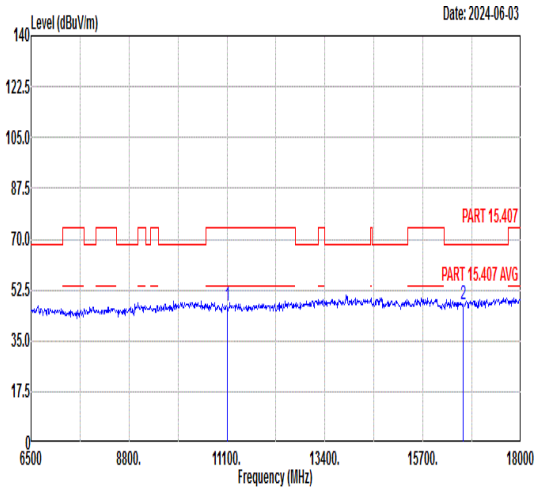 Freq Level Limit Line Margin Read Level Ant Factor Cable Loss Preamp Factor APos TPos Remark MHz dBuV/m dBuV/m dB dBuV dB/m dB dB cm deg 1 11100.00 46.83 74.00 -27.17 58.62 39.04 12.59 63.42 --- --- Peak 2 16650.00 47.54 68.30 -20.76 55.66 41.42 15.28 64.82 --- --- Peak

Mode	25	
	Harmonic	
	U-NII-2C_5.47-5.725_802.11ac VHT40_CH134_5670MHz	
ANT	8	
Pol.	Horizontal	Vertical
Peak Avg	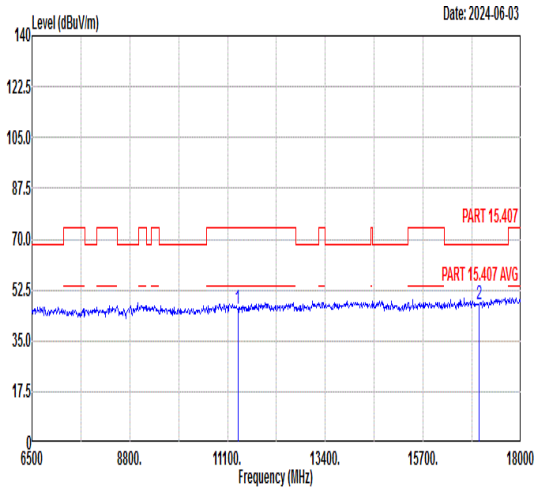 Freq Level Limit Line Margin Read Level Ant Factor Cable Loss Preamp Factor APos TPos Remark MHz dBuV/m dBuV/m dB dBuV dB/m dB dB cm deg 1 11340.00 46.17 74.00 -27.83 57.70 39.14 12.77 63.44 --- --- Peak 2 17010.00 47.36 68.30 -20.94 55.39 41.61 15.55 65.19 --- --- Peak	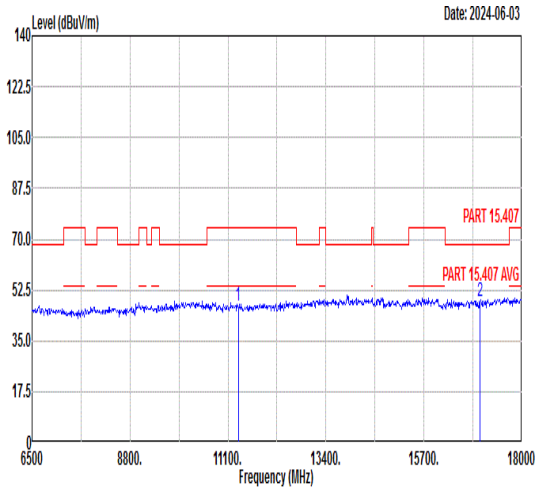 Freq Level Limit Line Margin Read Level Ant Factor Cable Loss Preamp Factor APos TPos Remark MHz dBuV/m dBuV/m dB dBuV dB/m dB dB cm deg 1 11340.00 47.16 74.00 -26.84 58.69 39.14 12.77 63.44 --- --- Peak 2 17010.00 48.51 68.30 -19.79 56.54 41.61 15.55 65.19 --- --- Peak

Mode	26	
	Harmonic	
	U-NII-1_5.15-5.25_802.11ac VHT80_CH42_5210MHz	
ANT	8	
Pol.	Horizontal	Vertical
Peak Avg	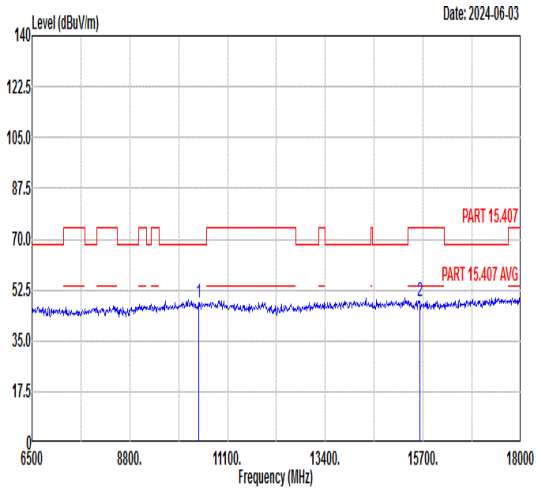 Freq Level Limit Line Margin Read Level Ant Factor Cable Loss Preamp Factor APos TPos Remark MHz dBuV/m dBuV/m dB dBuV dB/m dB dB cm deg 1 10420.00 47.91 68.30 -20.39 60.66 38.77 12.11 63.63 --- --- Peak 2 15630.00 48.84 74.00 -25.16 57.44 40.80 14.62 64.02 --- --- Peak	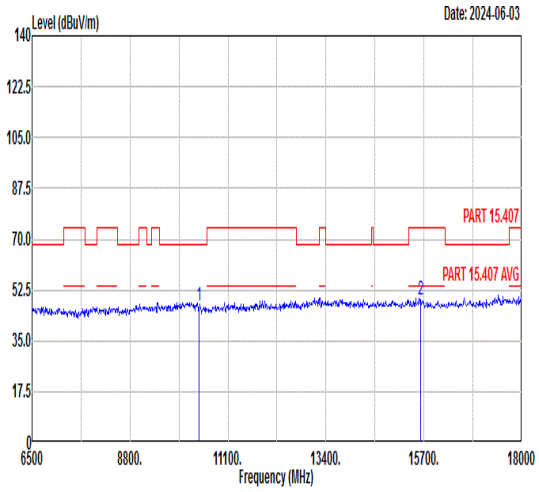 Freq Level Limit Line Margin Read Level Ant Factor Cable Loss Preamp Factor APos TPos Remark MHz dBuV/m dBuV/m dB dBuV dB/m dB dB cm deg 1 10420.00 46.83 68.30 -21.47 59.58 38.77 12.11 63.63 --- --- Peak 2 15630.00 49.23 74.00 -24.77 57.83 40.80 14.62 64.02 --- --- Peak

Mode	27	
	Harmonic	
	U-NII-2A_5.25-5.35_802.11ac VHT80_CH58_5290MHz	
ANT	8	
Pol.	Horizontal	Vertical
Peak Avg	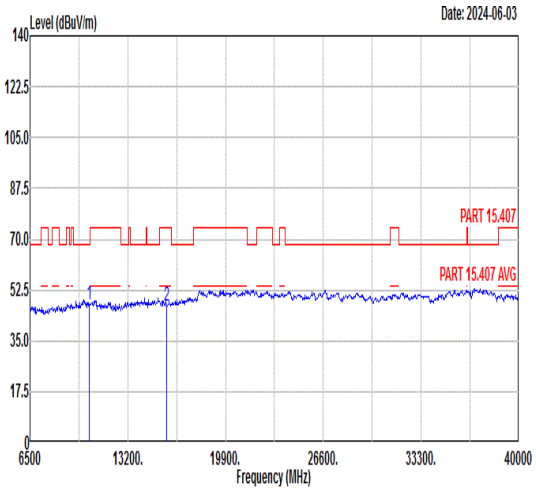 Freq Level Limit Line Margin Read Level Ant Factor Cable Loss Preamp Factor APos TPos Remark MHz dBuV/m dBuV/m dB dBuV dB/m dB dB cm deg 1 10580.00 47.72 68.30 -20.58 60.25 38.83 12.22 63.58 --- --- Peak 2 15870.00 47.28 74.00 -26.72 55.65 41.00 14.73 64.10 --- --- Peak	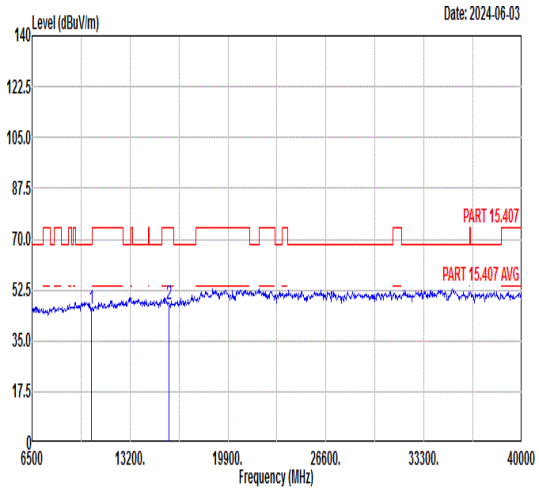 Freq Level Limit Line Margin Read Level Ant Factor Cable Loss Preamp Factor APos TPos Remark MHz dBuV/m dBuV/m dB dBuV dB/m dB dB cm deg 1 10580.00 45.92 68.30 -22.38 58.45 38.83 12.22 63.58 --- --- Peak 2 15870.00 47.42 74.00 -26.58 55.79 41.00 14.73 64.10 --- --- Peak

Mode	28	
	Harmonic	
	U-NII-2C_5.47-5.725_802.11ac VHT80_CH106_5530MHz	
ANT	8	
Pol.	Horizontal	Vertical
Peak Avg	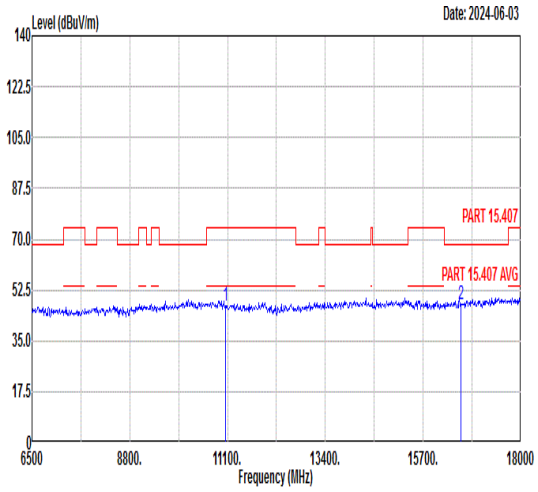 Freq Level Limit Line Margin Read Level Ant Factor Cable Loss Preamp Factor APos TPos Remark MHz dBuV/m dBuV/m dB dBuV dB/m dB dB cm deg 1 11060.00 46.85 74.00 -27.15 58.68 39.02 12.57 63.42 --- --- Peak 2 16590.00 47.51 68.30 -20.79 55.64 41.39 15.23 64.75 --- --- Peak	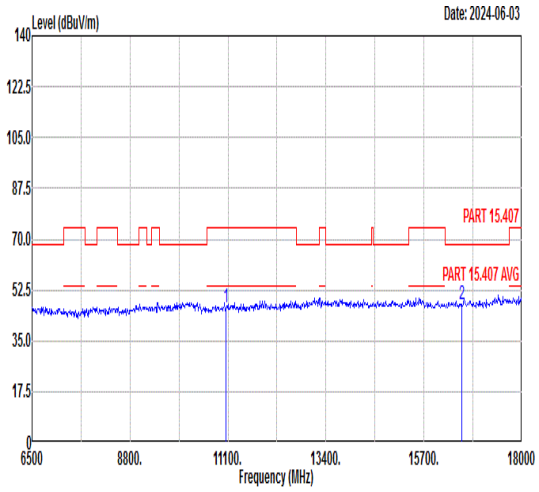 Freq Level Limit Line Margin Read Level Ant Factor Cable Loss Preamp Factor APos TPos Remark MHz dBuV/m dBuV/m dB dBuV dB/m dB dB cm deg 1 11060.00 46.62 74.00 -27.38 58.45 39.02 12.57 63.42 --- --- Peak 2 16590.00 47.79 68.30 -20.51 55.92 41.39 15.23 64.75 --- --- Peak

Mode	29	
	Harmonic	
	U-NII-2C_5.47-5.725_802.11ac VHT80_CH122_5610MHz	
ANT	8	
Pol.	Horizontal	Vertical
Peak Avg	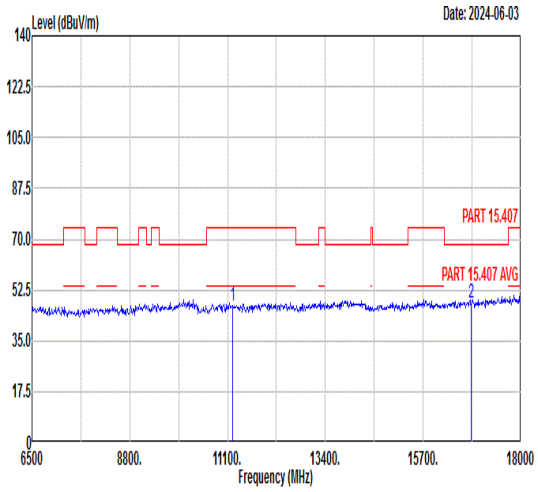 Freq Level Limit Line Margin Read Level Ant Factor Cable Loss Preamp Factor APos TPos Remark MHz dBuV/m dBuV/m dB dBuV dB/m dB dB cm deg 1 11220.00 47.14 74.00 -26.86 58.80 39.09 12.68 63.43 --- --- Peak 2 16830.00 47.87 68.30 -20.43 55.95 41.51 15.41 65.00 --- --- Peak	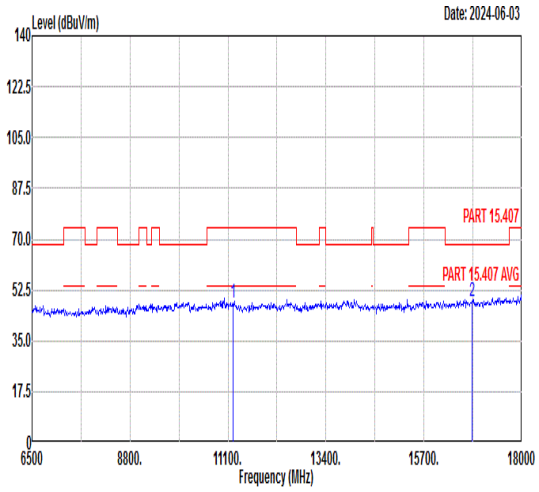 Freq Level Limit Line Margin Read Level Ant Factor Cable Loss Preamp Factor APos TPos Remark MHz dBuV/m dBuV/m dB dBuV dB/m dB dB cm deg 1 11220.00 48.17 74.00 -25.83 59.83 39.09 12.68 63.43 --- --- Peak 2 16830.00 48.45 68.30 -19.85 56.53 41.51 15.41 65.00 --- --- Peak

Mode	30	
	Harmonic	
	U-NII-3_5.725-5.85_802.11a_CH149_5745MHz	
ANT	8	
Pol.	Horizontal	Vertical
Peak Avg	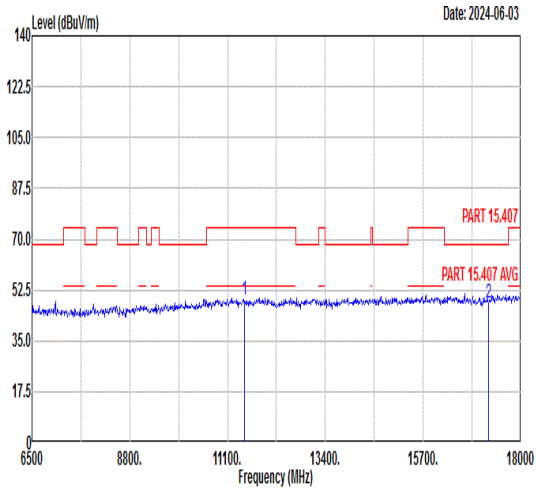 Freq Level Limit Line Margin Read Level Ant Factor Cable Loss Preamp Factor APos TPos Remark MHz dBuV/m dBuV/m dB dBuV dB/m dB dB cm deg 1 11490.00 49.34 74.00 -24.66 60.71 39.20 12.87 63.44 --- --- Peak 2 17235.00 48.13 68.30 -20.17 55.85 41.86 15.72 65.30 --- --- Peak	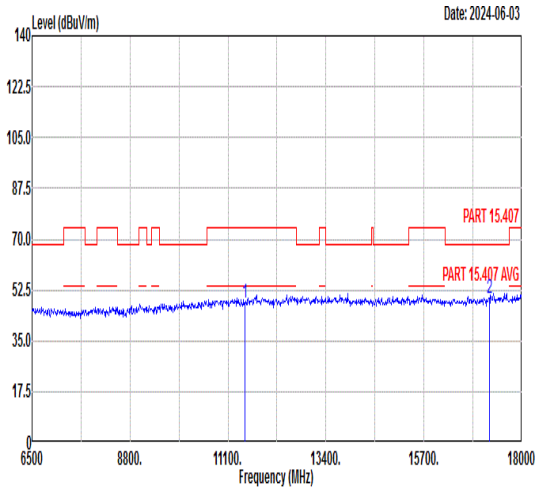 Freq Level Limit Line Margin Read Level Ant Factor Cable Loss Preamp Factor APos TPos Remark MHz dBuV/m dBuV/m dB dBuV dB/m dB dB cm deg 1 11490.00 48.24 74.00 -25.76 59.61 39.20 12.87 63.44 --- --- Peak 2 17235.00 49.54 68.30 -18.76 57.26 41.86 15.72 65.30 --- --- Peak

Mode	31	
	Harmonic	
	U-NII-3_5.725-5.85_802.11a_CH157_5785MHz	
ANT	8	
Pol.	Horizontal	Vertical
Peak Avg	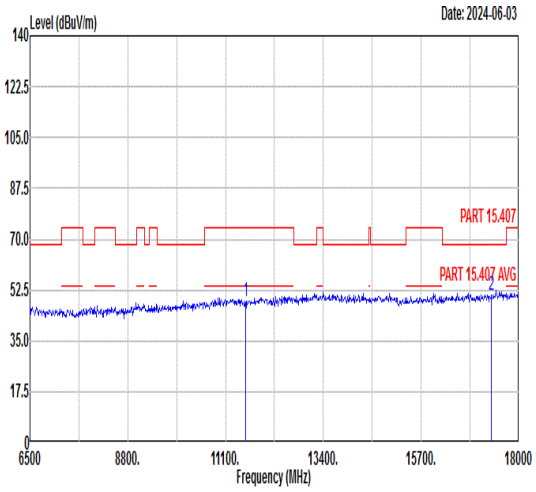 Freq Level Limit Line Margin Read Level Ant Factor Cable Loss Preamp Factor APos TPos Remark MHz dBuV/m dBuV/m dB dBuV dB/m dB dB cm deg 1 11570.00 48.51 74.00 -25.49 59.80 39.23 12.93 63.45 --- --- Peak 2 17355.00 50.85 68.30 -17.45 58.41 41.99 15.81 65.36 --- --- Peak	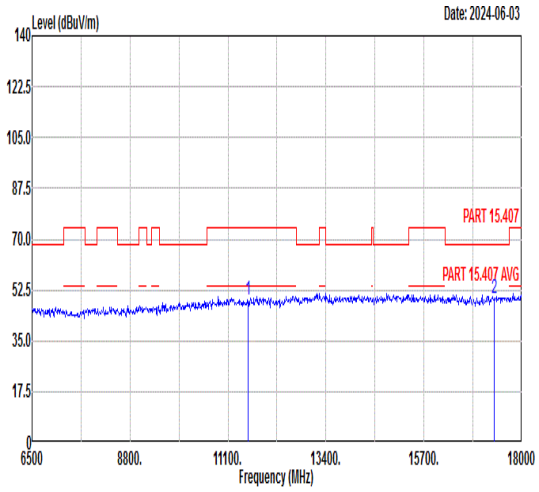 Freq Level Limit Line Margin Read Level Ant Factor Cable Loss Preamp Factor APos TPos Remark MHz dBuV/m dBuV/m dB dBuV dB/m dB dB cm deg 1 11570.00 49.27 74.00 -24.73 60.56 39.23 12.93 63.45 --- --- Peak 2 17355.00 49.82 68.30 -18.48 57.38 41.99 15.81 65.36 --- --- Peak

Mode	32	
	Harmonic	
	U-NII-3_5.725-5.85_802.11a_CH165_5825MHz	
ANT	8	
Pol.	Horizontal	Vertical
Peak Avg	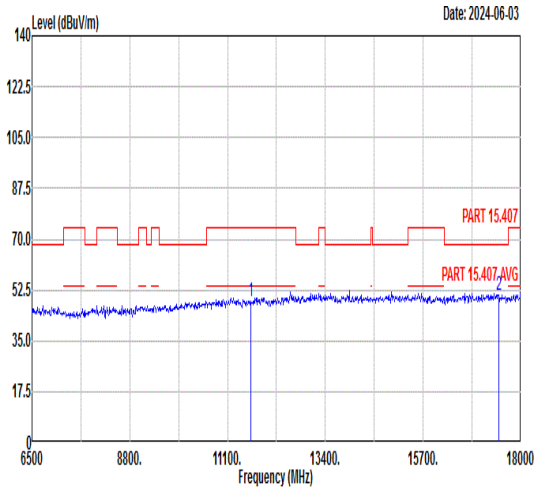 Freq Level Limit Line Margin Read Level Ant Factor Cable Loss Preamp Factor APos TPos Remark MHz dBuV/m dBuV/m dB dBuV dB/m dB dB cm deg 1 11650.00 48.68 74.00 -25.32 59.88 39.26 12.99 63.45 --- --- Peak 2 17475.00 50.67 68.30 -17.63 58.08 42.12 15.90 65.43 --- --- Peak	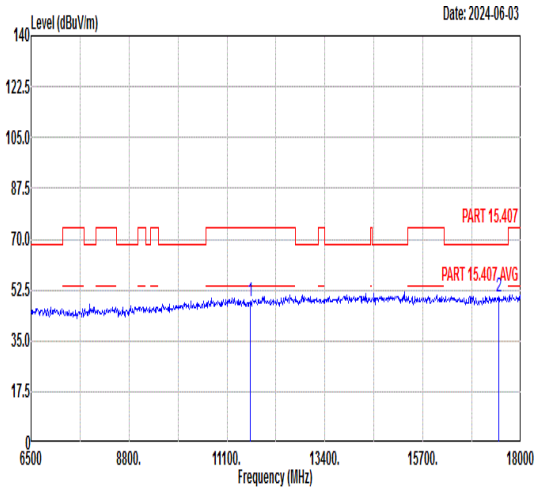 Freq Level Limit Line Margin Read Level Ant Factor Cable Loss Preamp Factor APos TPos Remark MHz dBuV/m dBuV/m dB dBuV dB/m dB dB cm deg 1 11650.00 48.77 74.00 -25.23 59.97 39.26 12.99 63.45 --- --- Peak 2 17475.00 50.17 68.30 -18.13 57.58 42.12 15.90 65.43 --- --- Peak

Mode	33	
	Harmonic	
	U-NII-3_5.725-5.85_802.11ac VHT20_CH149_5745MHz	
ANT	8	
Pol.	Horizontal	Vertical
Peak Avg	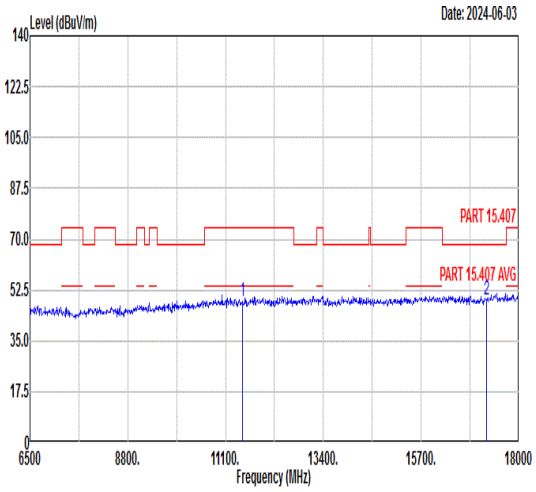 Freq Level Limit Line Margin Read Level Ant Factor Cable Loss Preamp Factor APos TPos Remark MHz dBuV/m dBuV/m dB dBuV dB/m dB dB cm deg 1 11490.00 48.59 74.00 -25.41 59.96 39.20 12.87 63.44 --- --- Peak 2 17235.00 48.97 68.30 -19.33 56.69 41.86 15.72 65.30 --- --- Peak	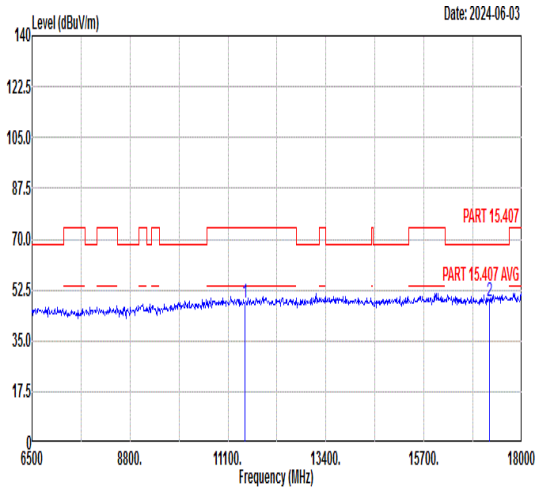 Freq Level Limit Line Margin Read Level Ant Factor Cable Loss Preamp Factor APos TPos Remark MHz dBuV/m dBuV/m dB dBuV dB/m dB dB cm deg 1 11490.00 48.13 74.00 -25.87 59.50 39.20 12.87 63.44 --- --- Peak 2 17235.00 48.80 68.30 -19.50 56.52 41.86 15.72 65.30 --- --- Peak

Mode	34	
	Harmonic	
	U-NII-3_5.725-5.85_802.11ac VHT20_CH157_5785MHz	
ANT	8	
Pol.	Horizontal	Vertical
Peak Avg	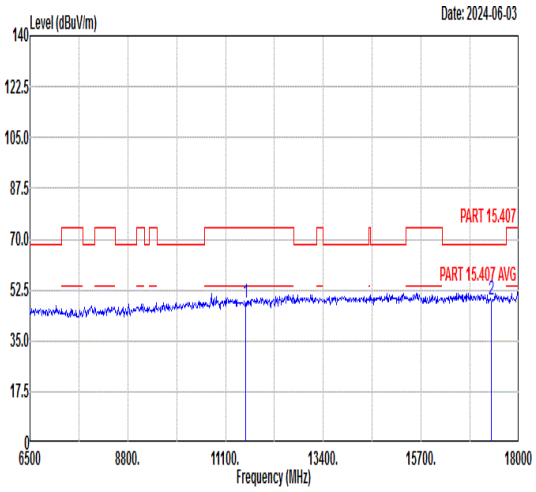 Freq Level Limit Line Margin Read Level Ant Factor Cable Loss Preamp Factor APos TPos Remark MHz dBuV/m dBuV/m dB dBuV dB/m dB dB cm deg 1 11570.00 48.26 74.00 -25.74 59.55 39.23 12.93 63.45 --- --- Peak 2 17355.00 49.37 68.30 -18.93 56.93 41.99 15.81 65.36 --- --- Peak	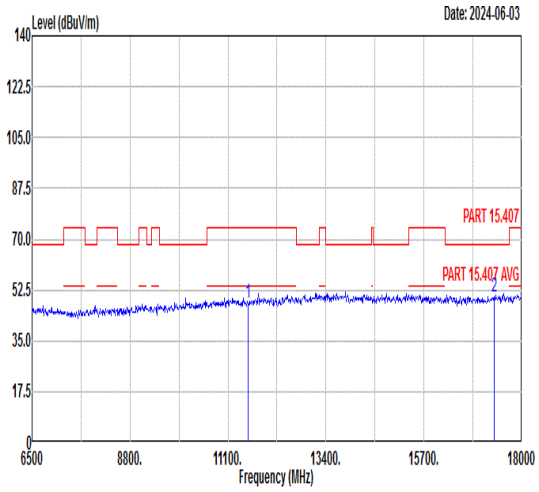 Freq Level Limit Line Margin Read Level Ant Factor Cable Loss Preamp Factor APos TPos Remark MHz dBuV/m dBuV/m dB dBuV dB/m dB dB cm deg 1 11570.00 47.92 74.00 -26.08 59.21 39.23 12.93 63.45 --- --- Peak 2 17355.00 50.24 68.30 -18.06 57.80 41.99 15.81 65.36 --- --- Peak

Mode	35	
	Harmonic	
	U-NII-3_5.725-5.85_802.11ac VHT20_CH165_5825MHz	
ANT	8	
Pol.	Horizontal	Vertical
Peak Avg	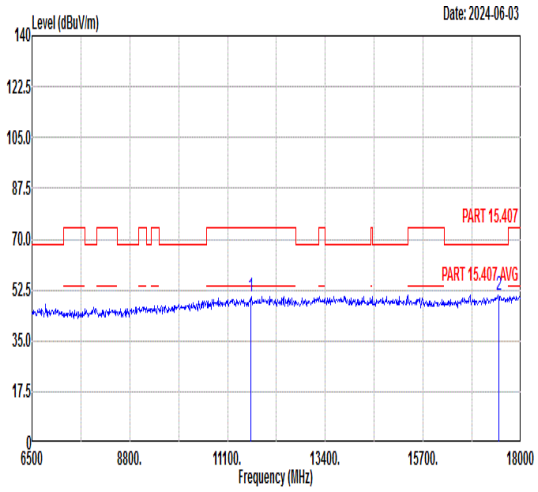 Freq Level Limit Line Margin Read Level Ant Factor Cable Loss Preamp Factor APos TPos Remark MHz dBuV/m dBuV/m dB dBuV dB/m dB dB cm deg 1 11650.00 50.18 74.00 -23.82 61.38 39.26 12.99 63.45 --- --- Peak 2 17475.00 50.49 68.30 -17.81 57.90 42.12 15.90 65.43 --- --- Peak	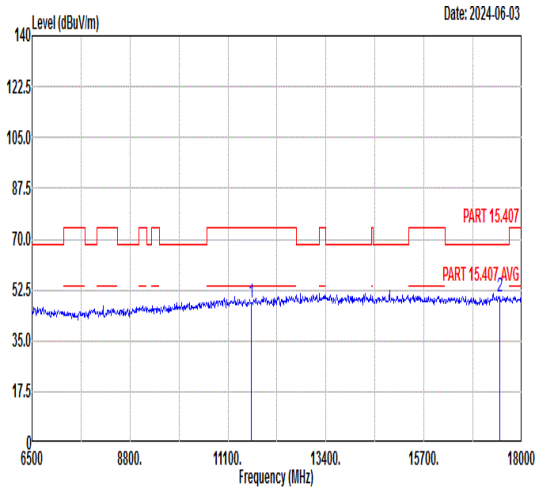 Freq Level Limit Line Margin Read Level Ant Factor Cable Loss Preamp Factor APos TPos Remark MHz dBuV/m dBuV/m dB dBuV dB/m dB dB cm deg 1 11650.00 48.10 74.00 -25.90 59.30 39.26 12.99 63.45 --- --- Peak 2 17475.00 50.35 68.30 -17.95 57.76 42.12 15.90 65.43 --- --- Peak

Mode	36	
	Harmonic	
	U-NII-3_5.725-5.85_802.11ac VHT40_CH151_5755MHz	
ANT	8	
Pol.	Horizontal	Vertical
Peak Avg	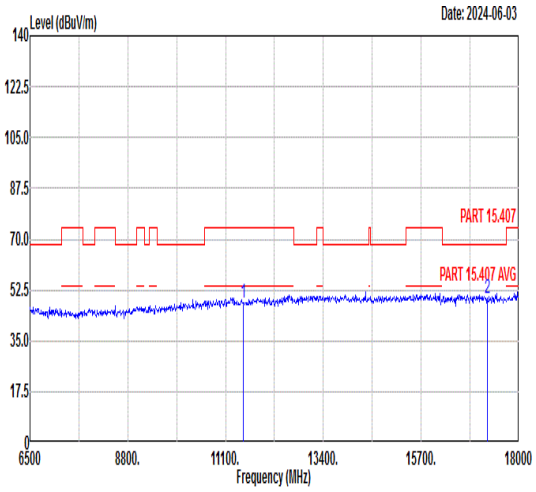 Freq Level Limit Line Margin Read Level Ant Factor Cable Loss Preamp Factor APos TPos Remark MHz dBuV/m dBuV/m dB dBuV dB/m dB dB cm deg 1 11510.00 48.27 74.00 -25.73 59.63 39.20 12.89 63.45 --- --- Peak 2 17265.00 49.45 68.30 -18.85 57.14 41.89 15.74 65.32 --- --- Peak	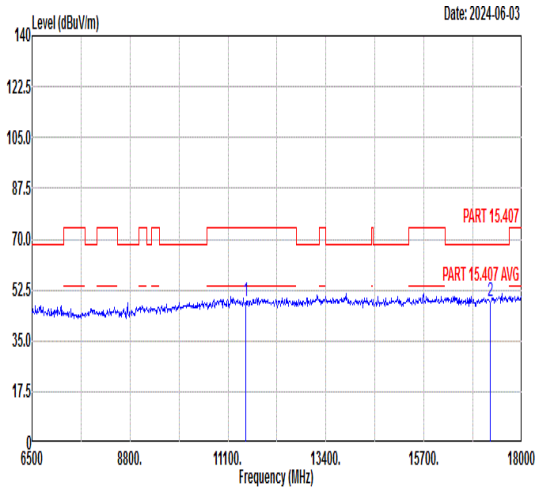 Freq Level Limit Line Margin Read Level Ant Factor Cable Loss Preamp Factor APos TPos Remark MHz dBuV/m dBuV/m dB dBuV dB/m dB dB cm deg 1 11510.00 48.38 74.00 -25.62 59.74 39.20 12.89 63.45 --- --- Peak 2 17265.00 48.84 68.30 -19.46 56.53 41.89 15.74 65.32 --- --- Peak

Mode	37	
	Harmonic	
	U-NII-3_5.725-5.85_802.11ac VHT40_CH159_5795MHz	
ANT	8	
Pol.	Horizontal	Vertical
Peak Avg	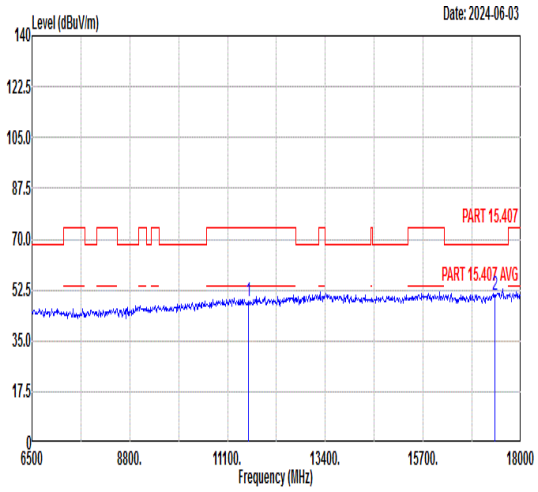 Freq Level Limit Line Margin Read Level Ant Factor Cable Loss Preamp Factor APos TPos Remark MHz dBuV/m dBuV/m dB dBuV dB/m dB dB cm deg 1 11590.00 48.40 74.00 -25.60 59.66 39.24 12.95 63.45 --- --- Peak 2 17385.00 50.77 68.30 -17.53 58.30 42.02 15.83 65.38 --- --- Peak	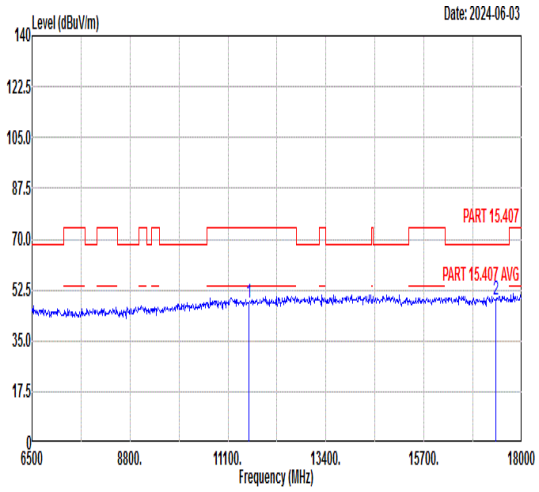 Freq Level Limit Line Margin Read Level Ant Factor Cable Loss Preamp Factor APos TPos Remark MHz dBuV/m dBuV/m dB dBuV dB/m dB dB cm deg 1 11590.00 47.99 74.00 -26.01 59.25 39.24 12.95 63.45 --- --- Peak 2 17385.00 48.96 68.30 -19.34 56.49 42.02 15.83 65.38 --- --- Peak

Mode	38
	Band Edge - L
	U-NII-3_5.725-5.85_802.11ac VHT80_CH155_5775MHz
ANT	8

Pol.	Horizontal	Fundamental
Peak	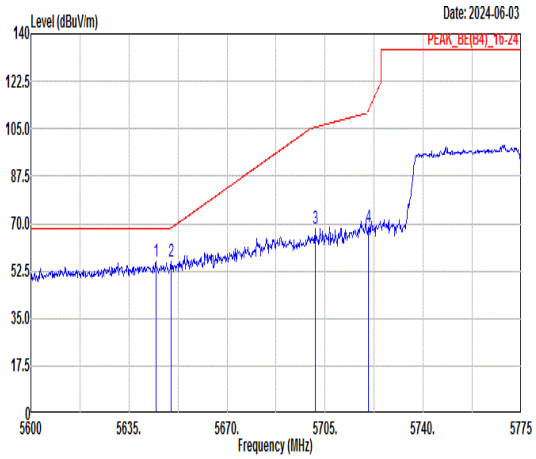 Freq Level Limit Line Margin (dB) Read Level Ant Factor Cable Loss Preamp Factor APos TPos Remark 1 5644.63 55.82 68.30 -12.48 42.53 36.10 9.85 32.66 127 0 PEAK 2 5650.05 56.13 68.34 -12.21 42.82 36.11 9.86 32.66 127 0 PEAK 3 5701.50 68.06 105.62 -37.56 54.59 36.18 9.97 32.68 127 0 PEAK 4 5720.58 68.75 112.11 -43.36 55.22 36.21 10.01 32.69 127 0 PEAK	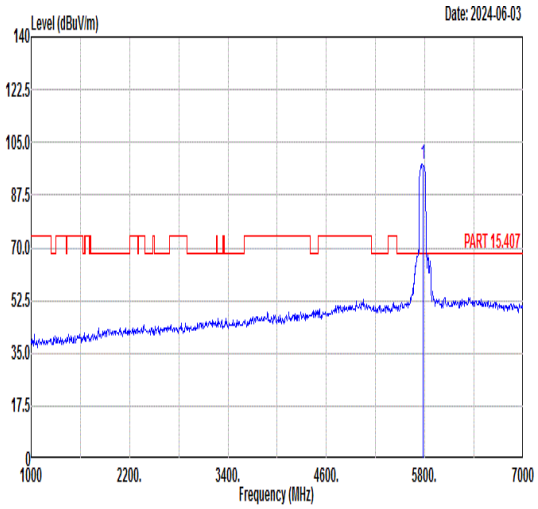 Freq Level Limit Line Margin (dB) Read Level Ant Factor Cable Loss Preamp Factor APos TPos Remark 1 5775.00 97.71 ------ ------ 84.03 36.28 10.11 32.71 127 0 PEAK
Avg	Blank	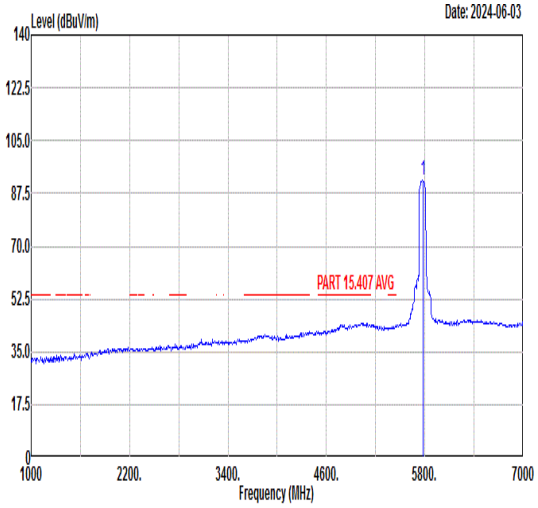 Freq Level Limit Line Margin (dB) Read Level Ant Factor Cable Loss Preamp Factor APos TPos Remark 1 5775.00 91.75 ------ ------ 78.07 36.28 10.11 32.71 127 0 AVERAGE

Mode	38	
	Band Edge - R	
	U-NII-3_5.725-5.85_802.11ac VHT80_CH155_5775MHz	
ANT	8	
Pol.	Horizontal	Fundamental
Peak	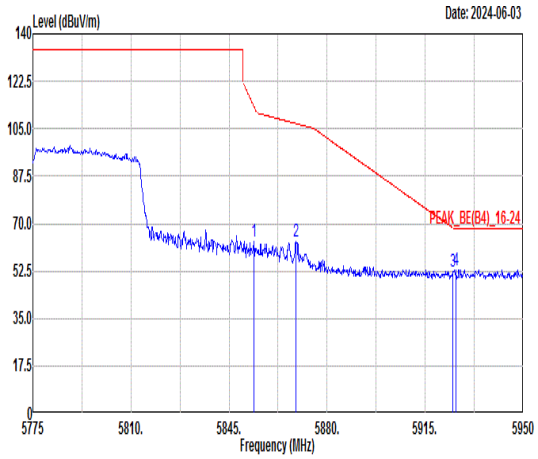 Freq Level Limit Line Margin (dB) Read Level Ant Factor Cable Loss Preamp Factor APos TPos Remark MHz dBuV/m dBuV/m dBuV dB/m dB dB cm deg 1 5853.93 63.16 113.25 -50.09 49.21 36.40 10.29 32.74 127 0 PEAK 2 5868.98 63.25 106.89 -43.64 49.26 36.42 10.32 32.75 127 0 PEAK 3 5924.80 52.20 68.45 -16.25 38.04 36.49 10.44 32.77 127 0 PEAK 4 5925.85 53.07 68.30 -15.23 38.90 36.50 10.44 32.77 127 0 PEAK	Blank

Mode	38	
	Band Edge - L	
	U-NII-3_5.725-5.85_802.11ac VHT80_CH155_5775MHz	
ANT	8	
Pol.	Vertical	Fundamental
Peak	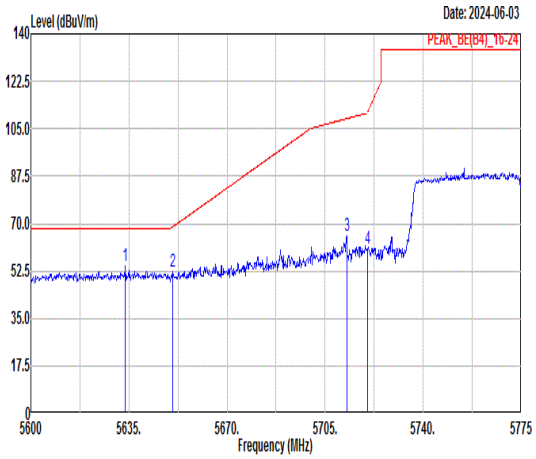 Freq Level Limit Line Margin (dB) Read Level Ant Factor Cable Loss Preamp Factor APos TPos Remark 1 5633.78 54.19 68.30 -14.11 40.92 36.09 9.83 32.65 200 34 PEAK 2 5650.58 52.08 68.73 -16.65 38.77 36.11 9.86 32.66 200 34 PEAK 3 5712.70 65.40 108.76 -43.36 51.90 36.20 9.99 32.69 200 34 PEAK 4 5720.05 60.66 110.91 -50.25 47.13 36.21 10.01 32.69 200 34 PEAK	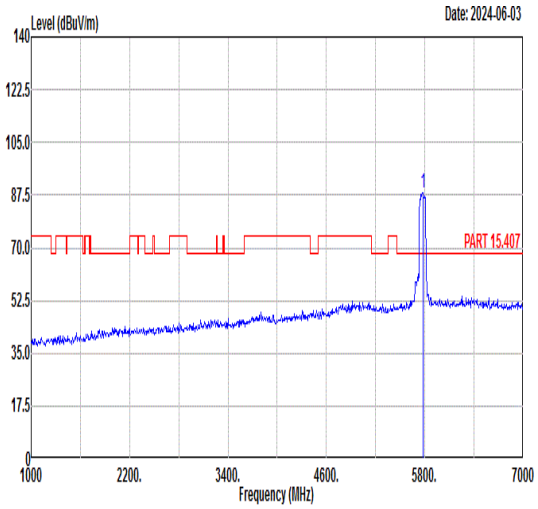 Freq Level Limit Line Margin (dB) Read Level Ant Factor Cable Loss Preamp Factor APos TPos Remark 1 5775.00 88.20 ------ ------ 74.52 36.28 10.11 32.71 200 34 PEAK
Avg	Blank	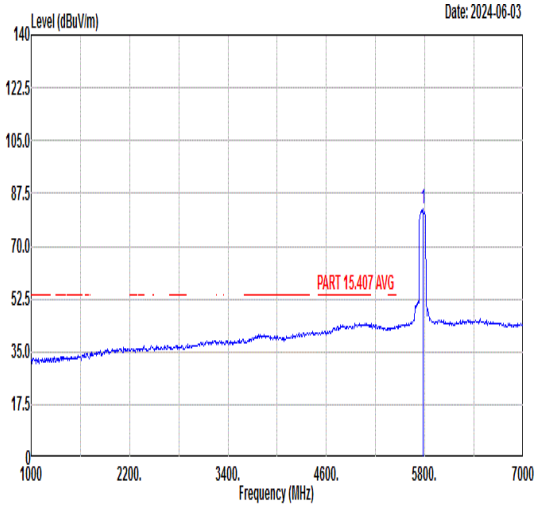 Freq Level Limit Line Margin (dB) Read Level Ant Factor Cable Loss Preamp Factor APos TPos Remark 1 5775.00 82.25 ------ ------ 68.54 36.29 10.13 32.71 200 34 AVERAGE

Mode	38	
	Band Edge - R	
	U-NII-3_5.725-5.85_802.11ac VHT80_CH155_5775MHz	
ANT	8	
Pol.	Vertical	Fundamental
Peak	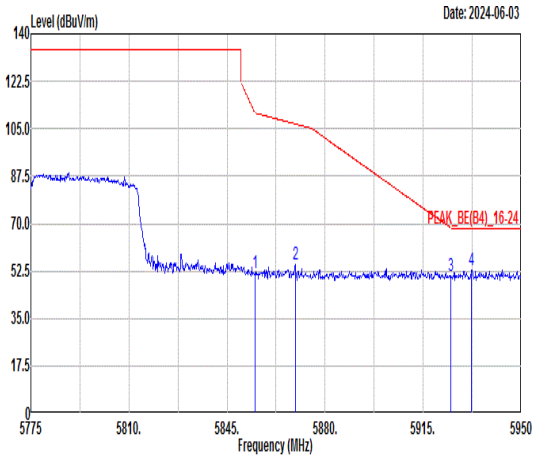 Freq Level Limit Line Margin (dB) Read Level Ant Factor Cable Loss Preamp Factor APos TPos Remark MHz dBuV/m dBuV/m dBuV dB/m dB dB cm deg 1 5854.98 52.04 110.86 -58.82 38.09 36.40 10.29 32.74 200 34 PEAK 2 5869.33 54.72 106.79 -52.07 40.73 36.42 10.32 32.75 200 34 PEAK 3 5924.98 50.54 68.32 -17.78 36.38 36.49 10.44 32.77 200 34 PEAK 4 5932.33 53.05 68.30 -15.25 38.86 36.51 10.45 32.77 200 34 PEAK	Blank

Mode	38	
	Harmonic	
	U-NII-3_5.725-5.85_802.11ac VHT80_CH155_5775MHz	
ANT	8	
Pol.	Horizontal	Vertical
Peak Avg	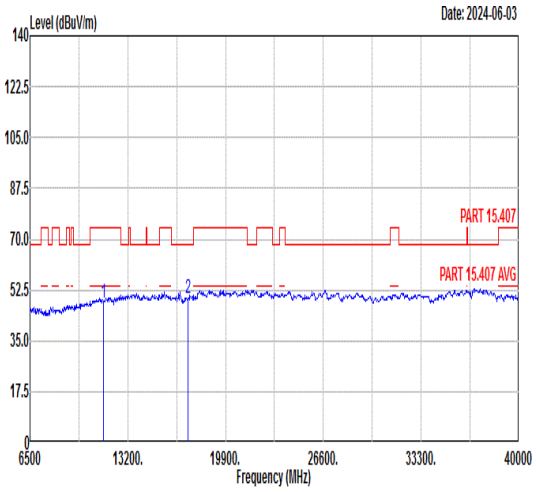 Freq Level Limit Line Margin Read Level Ant Factor Cable Loss Preamp Factor APos TPos Remark MHz dBuV/m dBuV/m dB dBuV dB/m dB dB cm deg 1 11550.00 47.93 74.00 -26.07 59.24 39.22 12.92 63.45 --- --- Peak 2 17325.00 49.60 68.30 -18.70 57.20 41.96 15.79 65.35 --- --- Peak	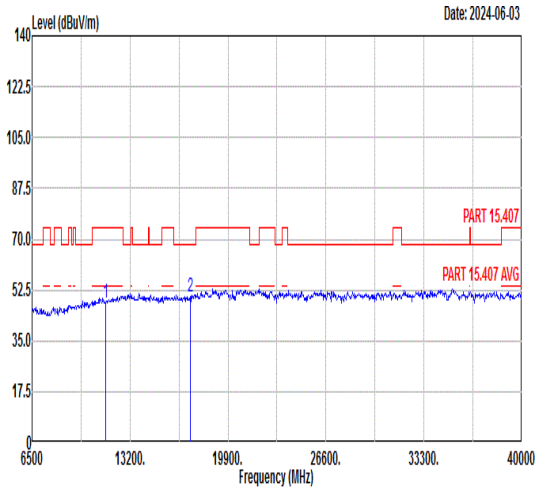 Freq Level Limit Line Margin Read Level Ant Factor Cable Loss Preamp Factor APos TPos Remark MHz dBuV/m dBuV/m dB dBuV dB/m dB dB cm deg 1 11550.00 47.94 74.00 -26.06 59.25 39.22 12.92 63.45 --- --- Peak 2 17325.00 50.24 68.30 -18.06 57.84 41.96 15.79 65.35 --- --- Peak

Mode	39	
	Harmonic	
	U-NII-2C_5.47-5.725_802.11a_CH144_5720MHz	
ANT	8	
Pol.	Horizontal	Vertical
Peak Avg	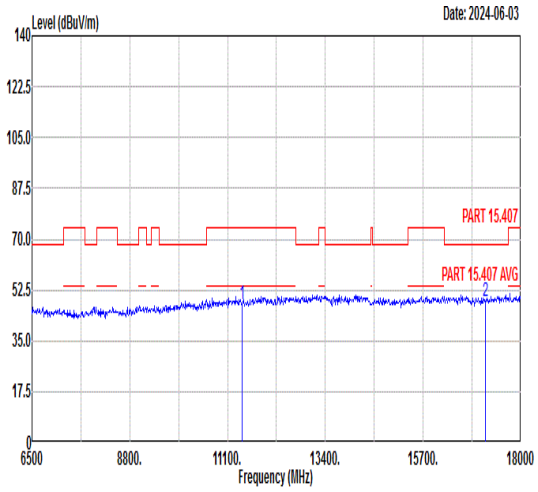 Freq Level Limit Line Margin Read Level Ant Factor Cable Loss Preamp Factor APos TPos Remark MHz dBuV/m dBuV/m dB dBuV dB/m dB dB cm deg 1 11440.00 47.53 74.00 -26.47 58.95 39.18 12.84 63.44 --- --- Peak 2 17160.00 48.38 68.30 -19.92 56.20 41.78 15.66 65.26 --- --- Peak	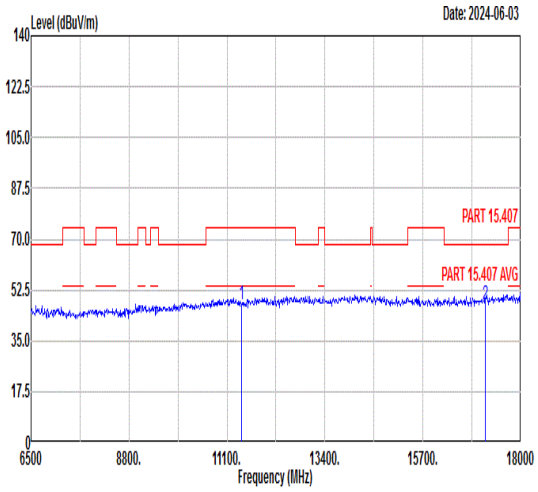 Freq Level Limit Line Margin Read Level Ant Factor Cable Loss Preamp Factor APos TPos Remark MHz dBuV/m dBuV/m dB dBuV dB/m dB dB cm deg 1 11440.00 47.31 74.00 -26.69 58.73 39.18 12.84 63.44 --- --- Peak 2 17160.00 47.46 68.30 -20.84 55.28 41.78 15.66 65.26 --- --- Peak

Mode	40	
	Harmonic	
	U-NII-2C_5.47-5.725_802.11ac VHT20_CH144_5720MHz	
ANT	8	
Pol.	Horizontal	Vertical
Peak Avg	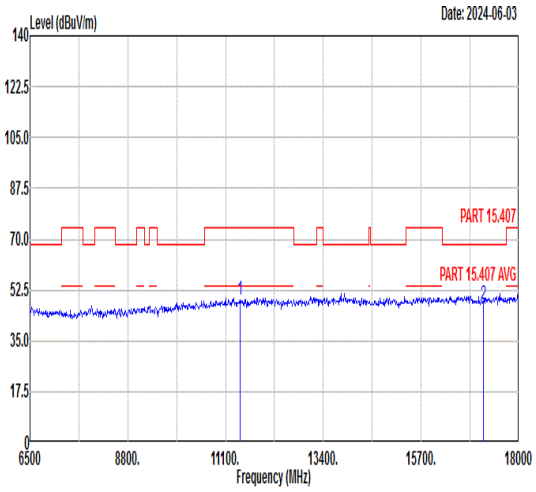 Freq Level Limit Line Margin Read Level Ant Factor Cable Loss Preamp Factor APos TPos Remark MHz dBuV/m dBuV/m dB dBuV dB/m dB dB cm deg 1 11440.00 48.99 74.00 -25.01 60.41 39.18 12.84 63.44 --- --- Peak 2 17160.00 47.64 68.30 -20.66 55.46 41.78 15.66 65.26 --- --- Peak	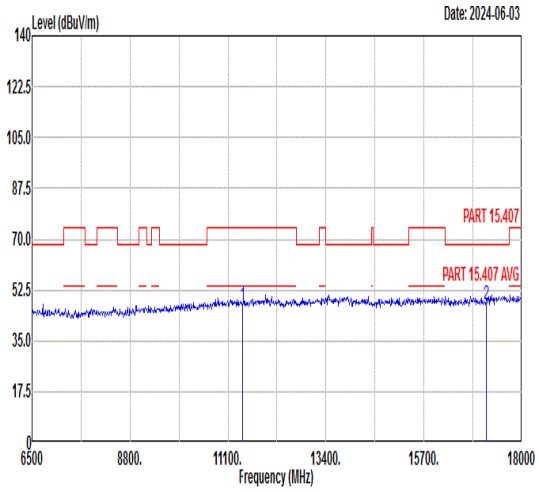 Freq Level Limit Line Margin Read Level Ant Factor Cable Loss Preamp Factor APos TPos Remark MHz dBuV/m dBuV/m dB dBuV dB/m dB dB cm deg 1 11440.00 47.07 74.00 -26.93 58.49 39.18 12.84 63.44 --- --- Peak 2 17160.00 47.54 68.30 -20.76 55.36 41.78 15.66 65.26 --- --- Peak

Mode	41	
	Harmonic	
	U-NII-2C_5.47-5.725_802.11ac VHT40_CH142_5710MHz	
ANT	8	
Pol.	Horizontal	Vertical
Peak Avg	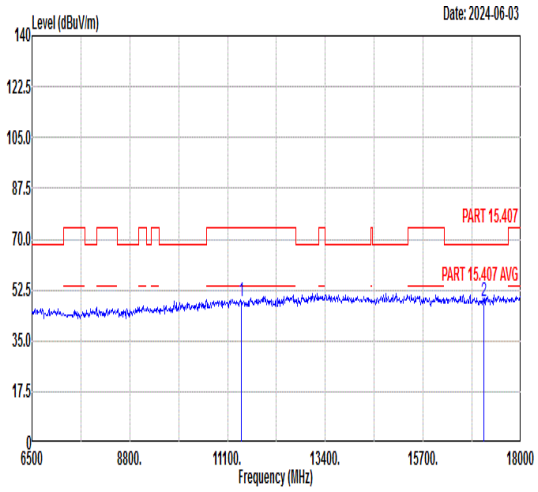 Freq Level Limit Line Margin Read Level Ant Factor Cable Loss Preamp Factor APos TPos Remark MHz dBuV/m dBuV/m dB dBuV dB/m dB dB cm deg 1 11420.00 48.41 74.00 -25.59 59.86 39.17 12.82 63.44 --- --- Peak 2 17130.00 48.38 68.30 -19.92 56.25 41.74 15.64 65.25 --- --- Peak	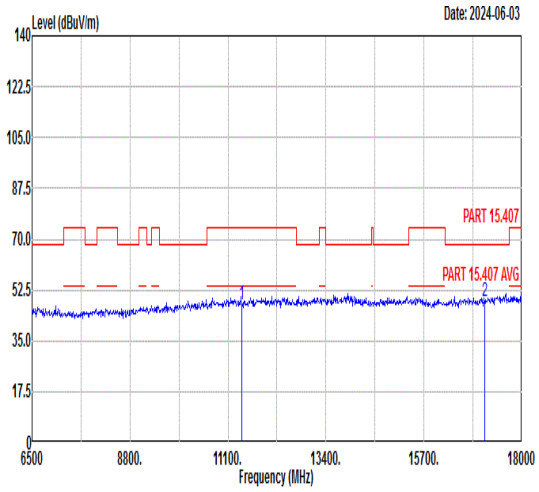 Freq Level Limit Line Margin Read Level Ant Factor Cable Loss Preamp Factor APos TPos Remark MHz dBuV/m dBuV/m dB dBuV dB/m dB dB cm deg 1 11420.00 47.69 74.00 -26.31 59.14 39.17 12.82 63.44 --- --- Peak 2 17130.00 48.38 68.30 -19.92 56.25 41.74 15.64 65.25 --- --- Peak

Mode	42	
	Harmonic	
	U-NII-2C_5.47-5.725_802.11ac VHT80_CH138_5690MHz	
ANT	8	
Pol.	Horizontal	Vertical
Peak Avg	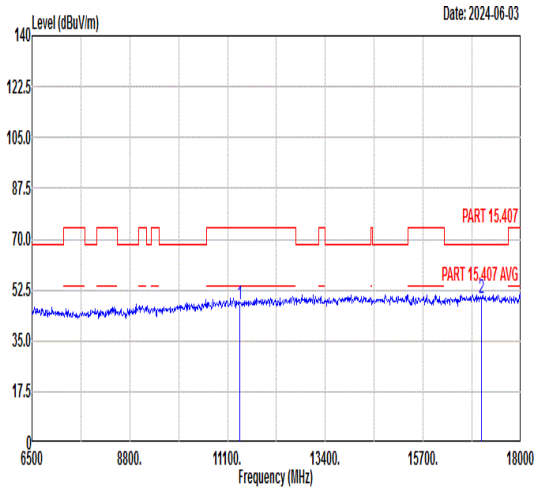 Freq Level Limit Line Margin Read Level Ant Factor Cable Loss Preamp Factor APos TPos Remark MHz dBuV/m dBuV/m dB dBuV dB/m dB dB cm deg 1 11380.00 47.68 74.00 -26.32 59.17 39.15 12.80 63.44 --- --- Peak 2 17070.00 49.51 68.30 -18.79 57.45 41.68 15.60 65.22 --- --- Peak	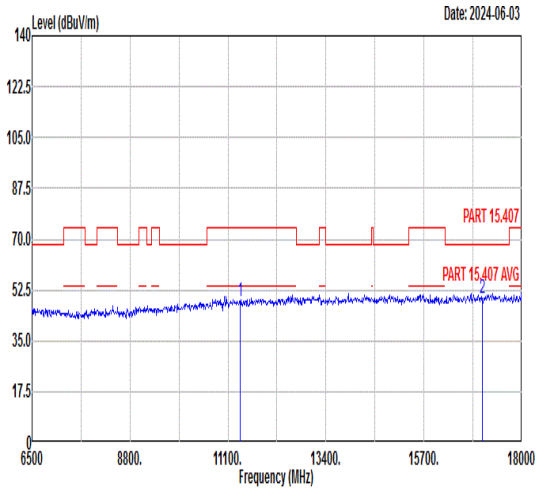 Freq Level Limit Line Margin Read Level Ant Factor Cable Loss Preamp Factor APos TPos Remark MHz dBuV/m dBuV/m dB dBuV dB/m dB dB cm deg 1 11380.00 48.57 74.00 -25.43 60.06 39.15 12.80 63.44 --- --- Peak 2 17070.00 49.65 68.30 -18.65 57.59 41.68 15.60 65.22 --- --- Peak

Mode	43	
	LF	
	U-NII-2A_5.25-5.35_802.11ac VHT80 LF_CH58_5290MHz	
ANT	8	
Pol.	Horizontal	Vertical
QP/ Peak	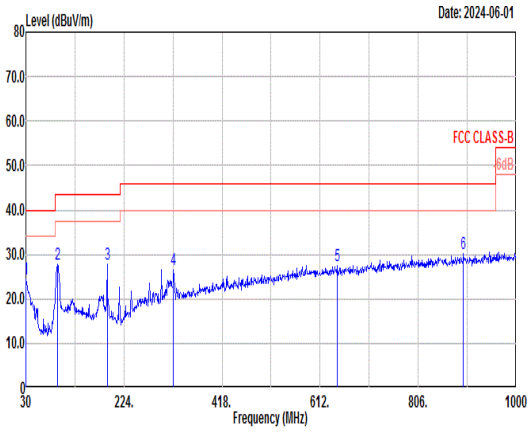	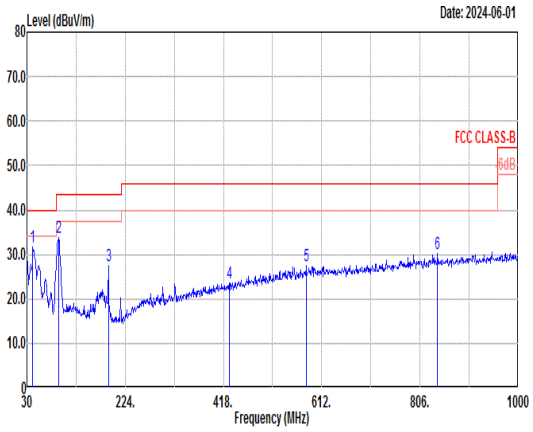

Horizontal:

	Freq	Level	Limit Line	Margin	Read Level	Ant Factor	Cable Loss	Preamp Factor	APos	TPos	Remark
	MHz	dBuV/m	dBuV/m	dB	dBuV	dB/m	dB	dB	cm	deg	
1	30.00	24.36	40.00	-15.64	30.53	24.90	0.53	31.60	---	---	Peak
2	92.08	27.85	43.50	-15.65	43.11	15.58	0.96	31.80	---	---	Peak
3	191.02	27.64	43.50	-15.86	42.24	15.62	1.40	31.62	---	---	Peak
4	321.97	26.66	46.00	-19.34	36.38	19.86	1.88	31.46	---	---	Peak
5	645.95	27.52	46.00	-18.48	31.13	24.94	2.64	31.19	---	---	Peak
6	895.24	30.06	46.00	-15.94	31.14	26.69	3.15	30.92	---	---	Peak

Vertical:

	Freq	Level	Limit Line	Margin	Read Level	Ant Factor	Cable Loss	Preamp Factor	APos	TPos	Remark
	MHz	dBuV/m	dBuV/m	dB	dBuV	dB/m	dB	dB	cm	deg	
1	41.64	31.55	40.00	-8.45	44.08	18.64	0.63	31.80	---	---	Peak
2	93.05	33.82	43.50	-9.68	48.88	15.77	0.97	31.80	---	---	Peak
3	191.02	27.44	43.50	-16.06	42.04	15.62	1.40	31.62	---	---	Peak
4	429.64	23.49	46.00	-22.51	30.43	22.40	2.16	31.50	---	---	Peak
5	580.96	27.48	46.00	-18.52	31.49	24.61	2.52	31.14	---	---	Peak
6	840.92	30.11	46.00	-15.89	31.66	26.52	3.03	31.10	---	---	Peak

Mode	44	
	LF	
	U-NII-3_5.725-5.85_802.11ac VHT80 LF_CH155_5775MHz	
ANT	8	
Pol.	Horizontal	Vertical
QP/ Peak	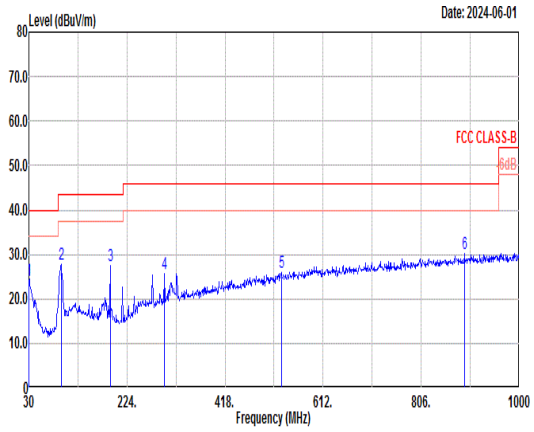	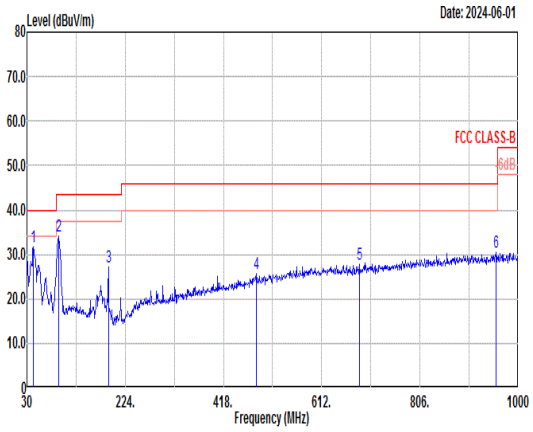

Horizontal:

	Freq	Level	Limit Line	Margin	Read Level	Ant Factor	Cable Loss	Preamp Factor	APos	TPos	Remark
	MHz	dBuV/m	dBuV/m	dB	dBuV	dB/m	dB	dB	cm	deg	
1	30.00	24.25	40.00	-15.75	30.42	24.90	0.53	31.60	---	---	Peak
2	94.02	27.70	43.50	-15.80	42.57	15.96	0.97	31.80	---	---	Peak
3	191.02	27.48	43.50	-16.02	42.08	15.62	1.40	31.62	---	---	Peak
4	298.69	25.79	46.00	-20.21	36.20	19.29	1.80	31.50	---	---	Peak
5	529.55	26.00	46.00	-20.00	30.78	24.09	2.41	31.28	---	---	Peak
6	891.36	30.16	46.00	-15.84	31.28	26.67	3.14	30.93	---	---	Peak

Vertical:

	Freq	Level	Limit Line	Margin	Read Level	Ant Factor	Cable Loss	Preamp Factor	APos	TPos	Remark
	MHz	dBuV/m	dBuV/m	dB	dBuV	dB/m	dB	dB	cm	deg	
1	42.61	31.56	40.00	-8.44	44.58	18.15	0.63	31.80	---	---	Peak
2	92.08	34.16	43.50	-9.34	49.42	15.58	0.96	31.80	---	---	Peak
3	191.02	27.28	43.50	-16.22	41.88	15.62	1.40	31.62	---	---	Peak
4	482.99	25.67	46.00	-20.33	31.36	23.45	2.29	31.43	---	---	Peak
5	686.69	27.65	46.00	-18.35	31.06	25.06	2.73	31.20	---	---	Peak
6	956.35	30.42	46.00	-15.58	30.78	27.21	3.24	30.81	---	---	Peak

Mode	45
	Band Edge - L
	U-NII-2A_802.11ac VHT80_CH58 + LTE B41 Link+ Bluetooth BR_GFSK_CH00_ Co-TX
ANT	8

Pol.	Horizontal	Fundamental
Peak	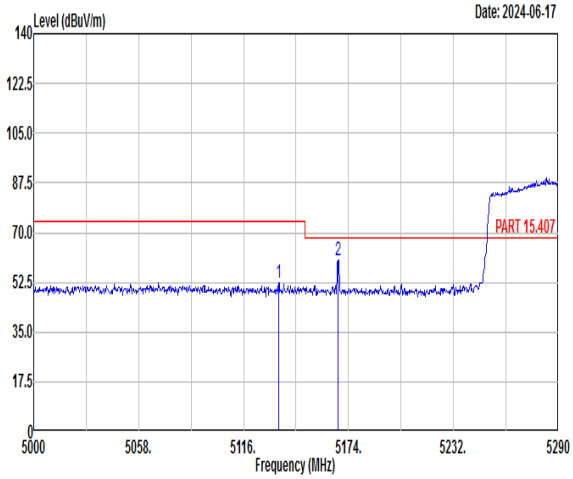 Freq Level Limit Line Margin (dB) Read Level Ant Factor Cable Loss Preamp Factor APos TPos Remark MHz dBuV/m dBuV/m dBuV dB/m dB dB cm deg 1 5135.43 52.49 74.00 -21.51 40.53 36.12 8.51 32.67 337 0 PEAK 2 5168.20 60.33 68.30 -7.97 48.33 36.10 8.57 32.67 337 0 PEAK	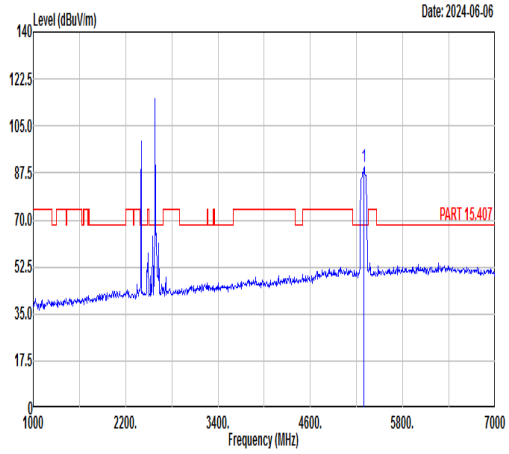 Freq Level Limit Line Margin (dB) Read Level Ant Factor Cable Loss Preamp Factor APos TPos Remark MHz dBuV/m dBuV/m dBuV dB/m dB dB cm deg 1 5290.00 89.58 68.30 21.28 77.14 36.03 9.05 32.64 337 0 Peak
Avg	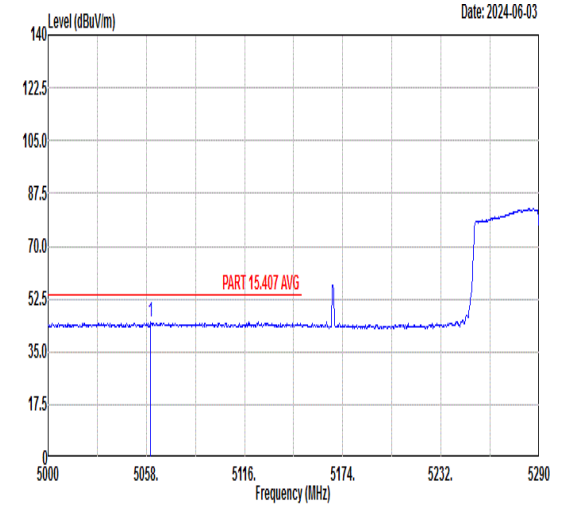 Freq Level Limit Line Margin (dB) Read Level Ant Factor Cable Loss Preamp Factor APos TPos Remark MHz dBuV/m dBuV/m dBuV dB/m dB dB cm deg 1 5060.32 44.97 54.00 -9.03 33.13 36.16 8.37 32.69 337 0 AVERAGE	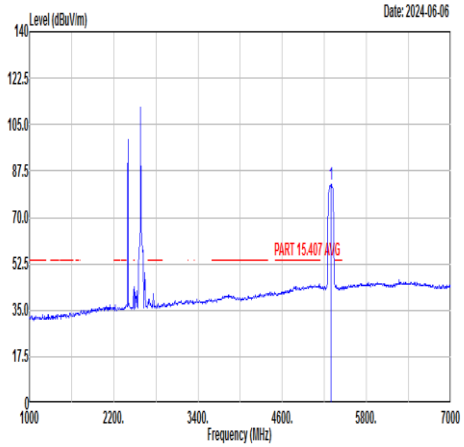 Freq Level Limit Line Margin (dB) Read Level Ant Factor Cable Loss Preamp Factor APos TPos Remark MHz dBuV/m dBuV/m dBuV dB/m dB dB cm deg 1 5290.00 82.29 ------ ------ 69.85 36.03 9.05 32.64 337 0 Average

Mode	45	
	Band Edge - R	
	U-NII-2A_802.11ac VHT80_CH58 + LTE B41 Link+ Bluetooth BR_GFSK_CH00_ Co-TX	
ANT	8	
Pol.	Horizontal	Fundamental
Peak	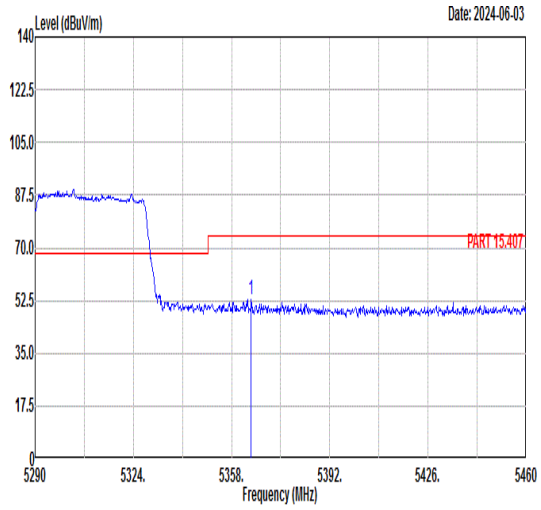 Freq Level Limit Line Margin (dB) Read Level Ant Factor Cable Loss Preamp Factor APos TPos Remark MHz dBuV/m dBuV/m dBuV dB/m dB dB cm deg 1 5364.80 52.71 74.00 -21.29 39.92 35.98 9.44 32.63 337 0 PEAK	Blank
Avg	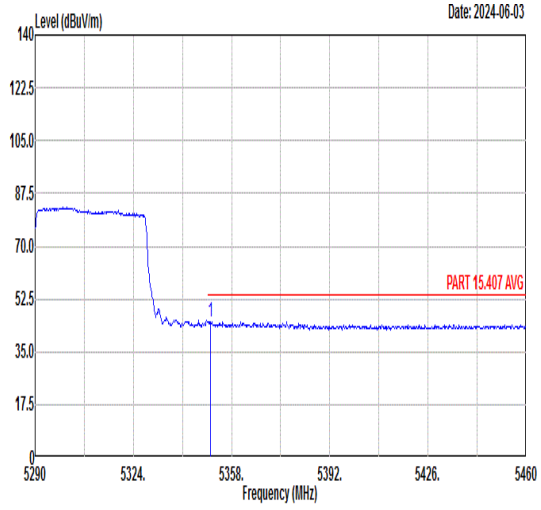 Freq Level Limit Line Margin (dB) Read Level Ant Factor Cable Loss Preamp Factor APos TPos Remark MHz dBuV/m dBuV/m dBuV dB/m dB dB cm deg 1 5350.69 44.89 54.00 -9.11 32.16 35.99 9.37 32.63 337 0 AVERAGE	Blank

Mode	45	
	Band Edge - L	
	U-NII-2A_802.11ac VHT80_CH58 + LTE B41 Link+ Bluetooth BR_GFSK_CH00_ Co-TX	
ANT	8	
Pol.	Vertical	Fundamental
Peak	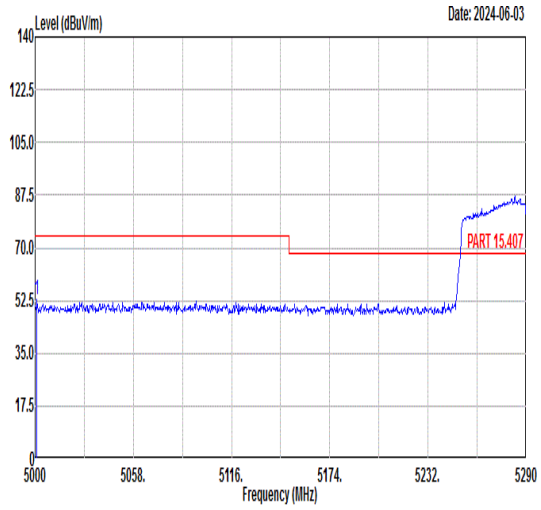 Freq Level Limit Line Margin (dB) Read Level Ant Factor Cable Loss Preamp Factor APos TPos Remark 1 5001.16 52.89 74.00 -21.11 41.05 36.20 8.34 32.70 291 0 PEAK	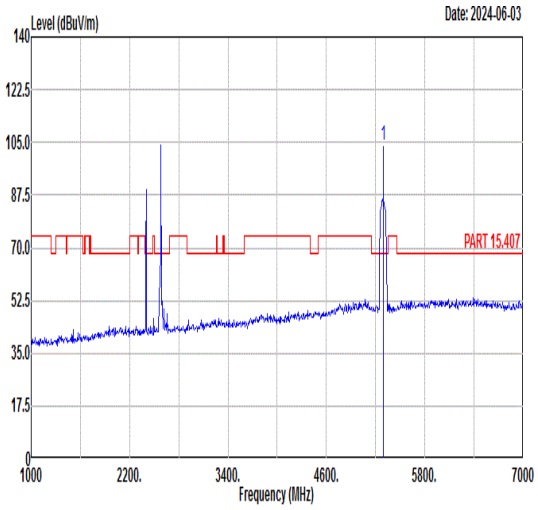 Freq Level Limit Line Margin (dB) Read Level Ant Factor Cable Loss Preamp Factor APos TPos Remark 1 5290.00 104.07 ------ ------ 101.25 30.82 5.57 33.57 291 0 PEAK
Avg	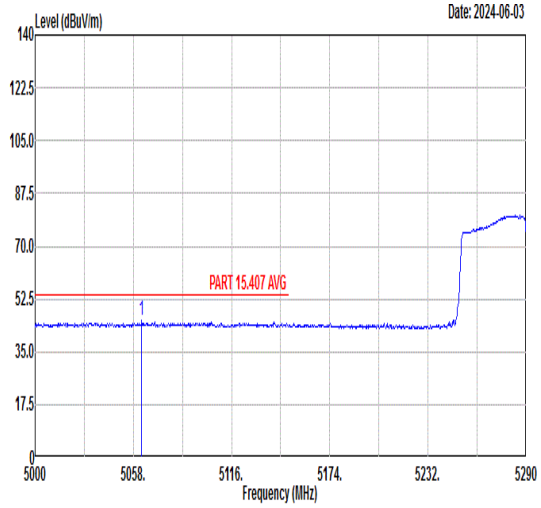 Freq Level Limit Line Margin (dB) Read Level Ant Factor Cable Loss Preamp Factor APos TPos Remark 1 5062.93 45.30 54.00 -8.70 33.46 36.16 8.37 32.69 291 0 AVERAGE	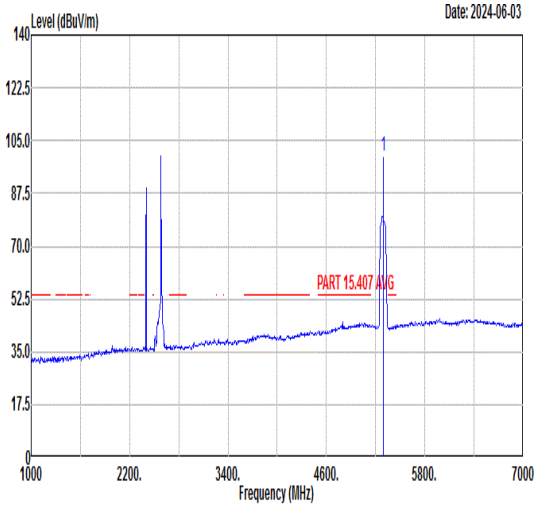 Freq Level Limit Line Margin (dB) Read Level Ant Factor Cable Loss Preamp Factor APos TPos Remark 1 5290.00 100.05 ------ ------ 97.23 30.82 5.57 33.57 291 0 AVERAGE

Mode	45	
	Band Edge - R	
	U-NII-2A_802.11ac VHT80_CH58 + LTE B41 Link+ Bluetooth BR_GFSK_CH00_ Co-TX	
ANT	8	
Pol.	Vertical	Fundamental
Peak	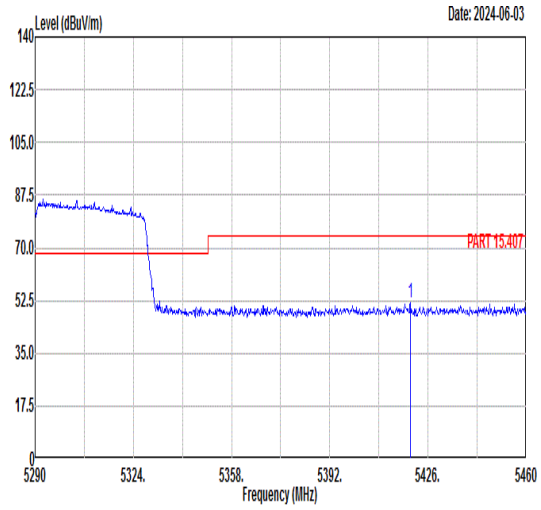 Freq Level Limit Line Margin (dB) Read Level Ant Factor Cable Loss Preamp Factor APos TPos Remark MHz dBuV/m dBuV/m dBuV dB/m dB dB cm deg 1 5419.88 51.74 74.00 -22.26 38.74 35.95 9.67 32.62 291 0 PEAK	Blank
Avg	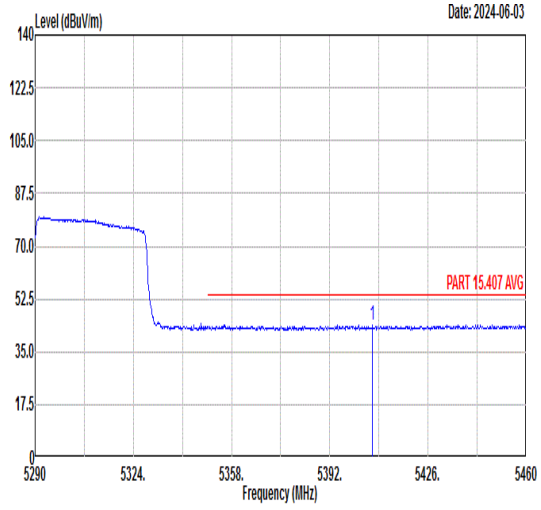 Freq Level Limit Line Margin (dB) Read Level Ant Factor Cable Loss Preamp Factor APos TPos Remark MHz dBuV/m dBuV/m dBuV dB/m dB dB cm deg 1 5406.79 44.01 54.00 -9.99 31.01 35.96 9.66 32.62 291 0 AVERAGE	Blank

Mode	45	
	Band Edge	
	U-NII-2A_802.11ac VHT80_CH58 + LTE B41 Link+ Bluetooth BR_GFSK_CH00_ Co-TX	
ANT	8	
Pol.	Horizontal	Fundamental
Peak	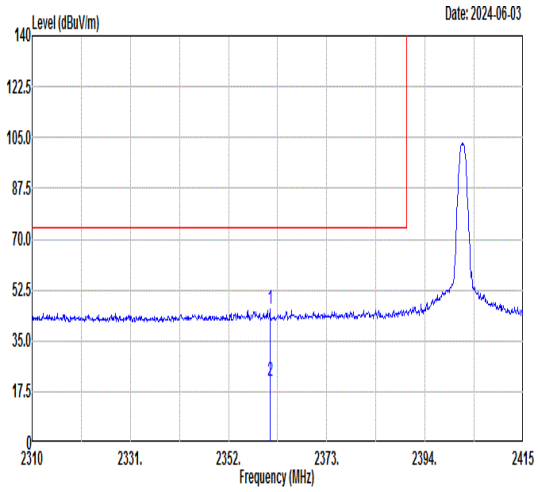 Freq Level Limit Line Margin (dB) Read Level Ant Factor Cable Loss Preamp Factor APos TPos Remark MHz dBuV/m dBuV/m dBuV dB/m dB dB cm deg 1 2360.82 45.90 74.00 -28.10 43.36 30.73 5.33 33.52 167 62 PEAK 2 2360.82 21.11 54.00 -32.89 18.57 30.73 5.33 33.52 167 62 AVERAGE	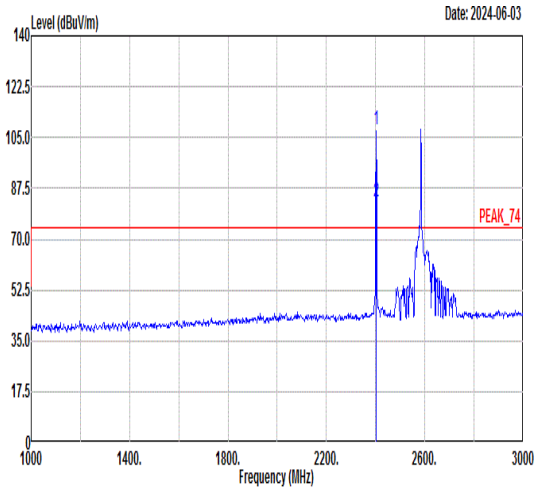 Freq Level Limit Line Margin (dB) Read Level Ant Factor Cable Loss Preamp Factor APos TPos Remark MHz dBuV/m dBuV/m dBuV dB/m dB dB cm deg 1 2402.00 107.85 ------ ------ 105.03 30.82 5.57 33.57 167 62 PEAK 2 2402.00 83.06 ------ ------ 80.24 30.82 5.57 33.57 167 62 AVERAGE

Mode	45	
	Band Edge	
	U-NII-2A_802.11ac VHT80_CH58 + LTE B41 Link+ Bluetooth BR_GFSK_CH00_ Co-TX	
ANT	8	
Pol.	Vertical	Fundamental
Peak	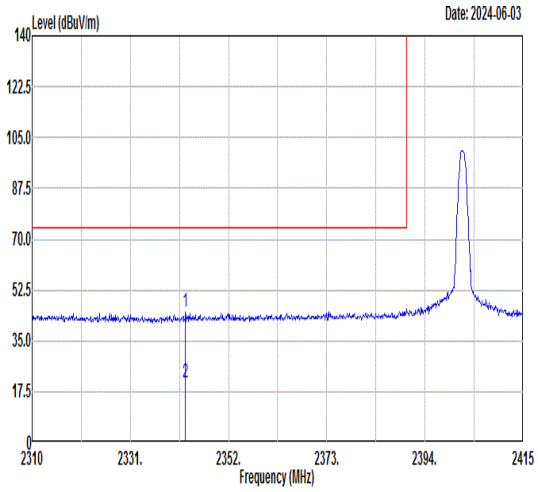 Freq Level Limit Line Margin (dB) Read Level Ant Factor Cable Loss Preamp Factor APos TPos Remark MHz dBuV/m dBuV/m dBuV dB/m dB dB cm deg 1 2342.76 45.15 74.00 -28.85 42.61 30.73 5.32 33.51 368 304 PEAK 2 2342.76 20.36 54.00 -33.64 17.82 30.73 5.32 33.51 368 304 AVERAGE	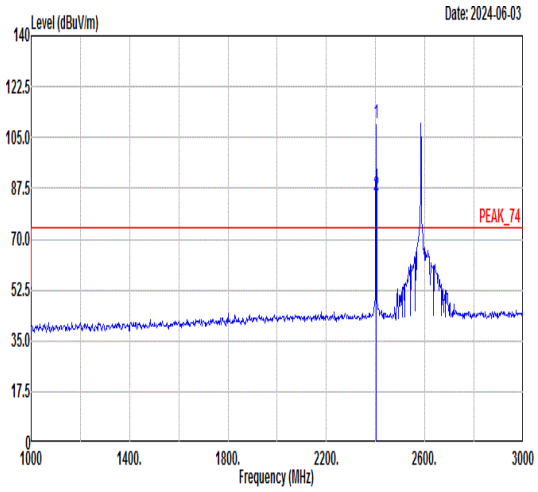 Freq Level Limit Line Margin (dB) Read Level Ant Factor Cable Loss Preamp Factor APos TPos Remark MHz dBuV/m dBuV/m dBuV dB/m dB dB cm deg 1 2402.00 109.64 ------ ------ 106.82 30.82 5.57 33.57 368 304 PEAK 2 2402.00 84.85 ------ ------ 82.03 30.82 5.57 33.57 368 304 AVERAGE

Mode	45	
	Harmonic	
	U-NII-2A_802.11ac VHT80_CH58 + LTE B41 Link+ Bluetooth BR_GFSK_CH00_ Co-TX	
ANT	8	
Pol.	Horizontal	Vertical
Peak Avg	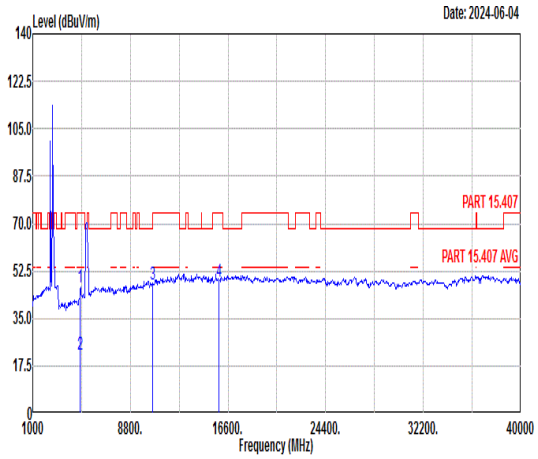 Freq Level Limit Line Margin Read Level Ant Factor Cable Loss Preamp Factor APos TPos Remark MHz dBuV/m dBuV/m dB dBuV dB/m dB dB cm deg 1 4804.00 46.27 74.00 -27.73 34.34 35.73 8.94 32.74 --- --- Peak 2 4804.00 21.48 54.00 -32.52 9.55 35.73 8.94 32.74 --- --- Average 3 10580.00 47.76 68.30 -20.54 29.97 38.83 12.22 33.26 --- --- Peak 4 15870.00 48.65 74.00 -25.35 26.99 41.00 14.73 34.07 --- --- Peak	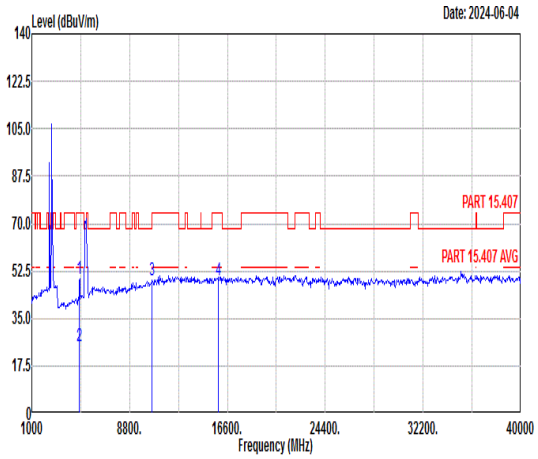 Freq Level Limit Line Margin Read Level Ant Factor Cable Loss Preamp Factor APos TPos Remark MHz dBuV/m dBuV/m dB dBuV dB/m dB dB cm deg 1 4804.00 49.56 74.00 -24.44 37.63 35.73 8.94 32.74 --- --- Peak 2 4804.00 24.77 54.00 -29.23 12.84 35.73 8.94 32.74 --- --- Average 3 10580.00 49.39 68.30 -18.91 31.60 38.83 12.22 33.26 --- --- Peak 4 15870.00 49.22 74.00 -24.78 27.56 41.00 14.73 34.07 --- --- Peak

Note: the three highest signals are BT + WLAN 5G + WWAN co-location fundamental signals.

Appendix D. Duty Cycle Plots

Band	Duty Cycle(%)	T(ms)	1/T(kHz)	VBW Setting
802.11a	97.47	1.399	0.715	1KHz
802.11ac VHT20	97.31	1.312	0.762	1KHz
802.11ac VHT40	94.95	0.654	1.530	3KHz
802.11ac VHT80	82.42	0.326	3.067	10KHZ

802.11a

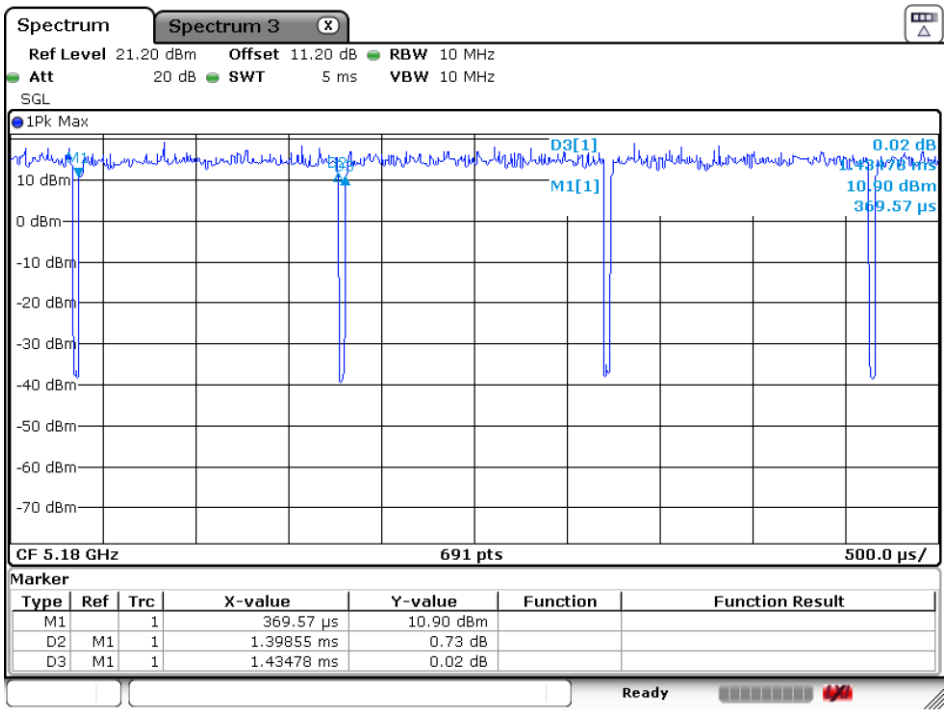

802.11ac VHT20

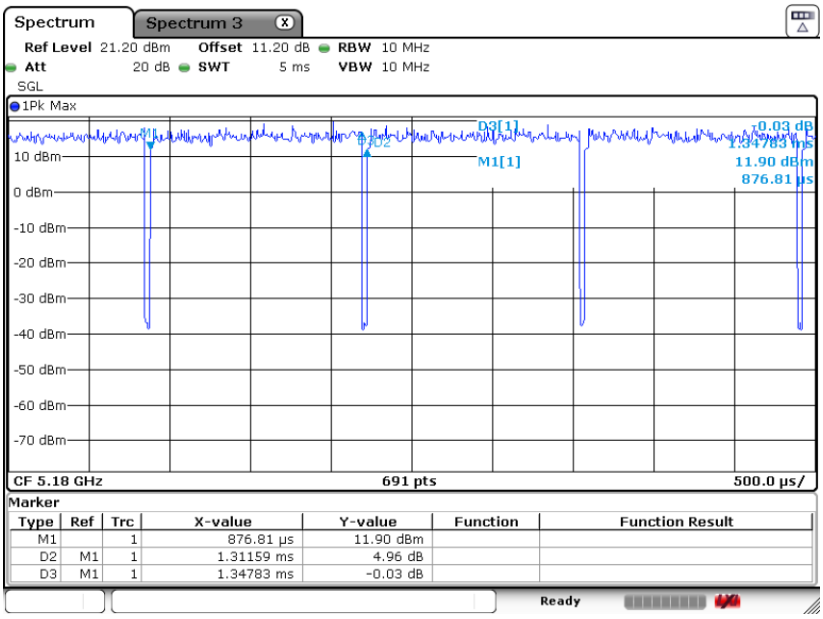

802.11ac VHT40

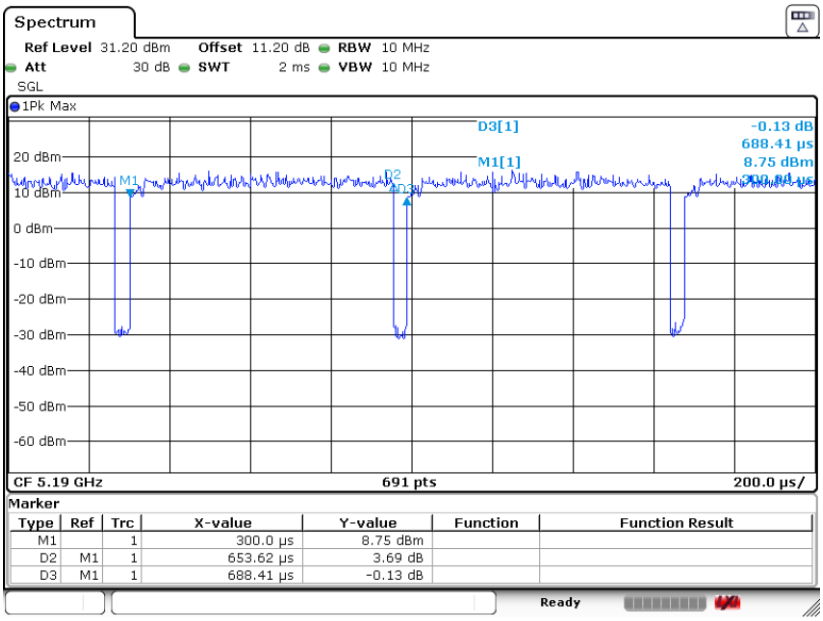
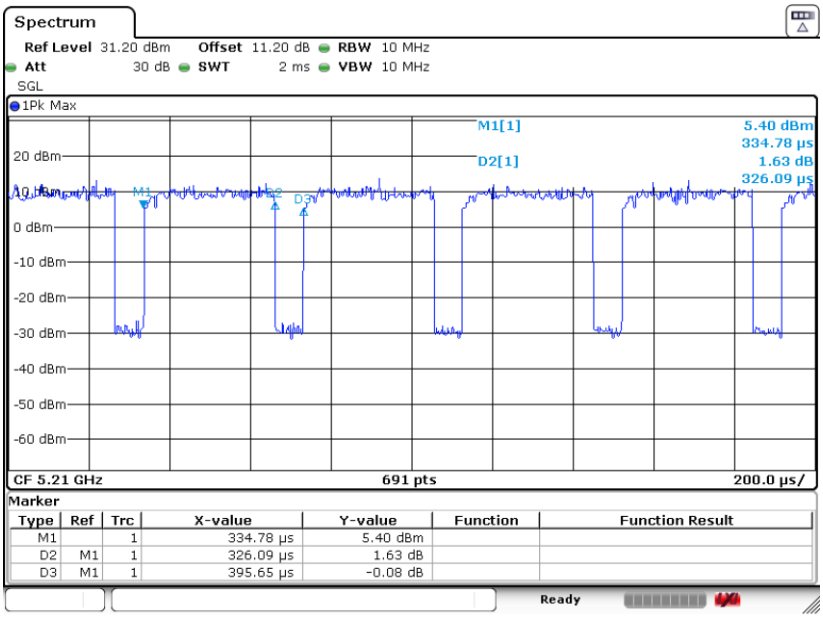
802.11ac VHT80