Case No. : GTS20231113015-1-1	
Ambient Condition: 23 ℃, 48 %RH,	
Test Date: 2024.1.11	**Test Engineer:** Evan ouyang

Appendix A.1: DTS Bandwidth

Test Result

TestMode	Antenna	Frequency[MHz]	DTS BW [MHz]	FL[MHz]	FH[MHz]	Limit[MHz]	Verdict
11B	Ant1	2412	8.520	2408.000	2416.520	0.5	PASS
		2437	8.080	2432.480	2440.560	0.5	PASS
		2462	7.000	2458.480	2465.480	0.5	PASS
11G	Ant1	2412	16.480	2403.840	2420.320	0.5	PASS
		2437	16.040	2428.720	2444.760	0.5	PASS
		2462	12.840	2455.400	2468.240	0.5	PASS
11N20SISO	Ant1	2412	17.680	2403.240	2420.920	0.5	PASS
		2437	17.440	2428.080	2445.520	0.5	PASS
		2462	12.920	2455.360	2468.280	0.5	PASS

Test Graphs

11B_Ant1_2412
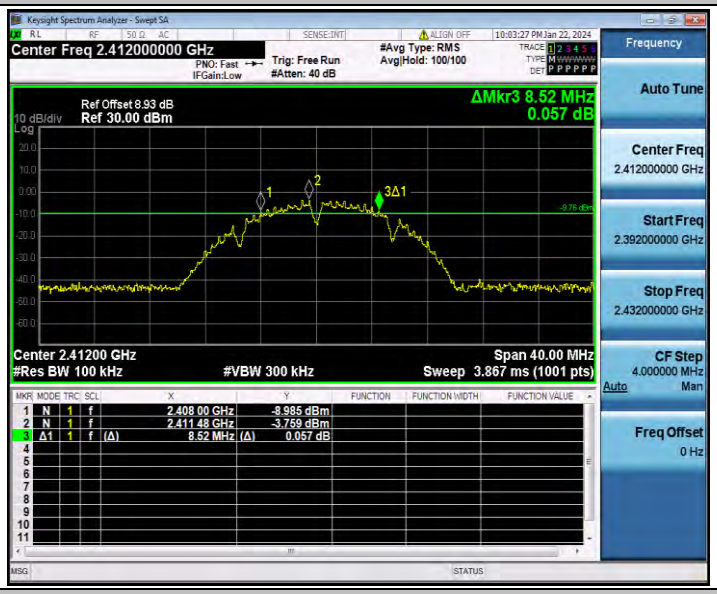

11B_Ant1_2437
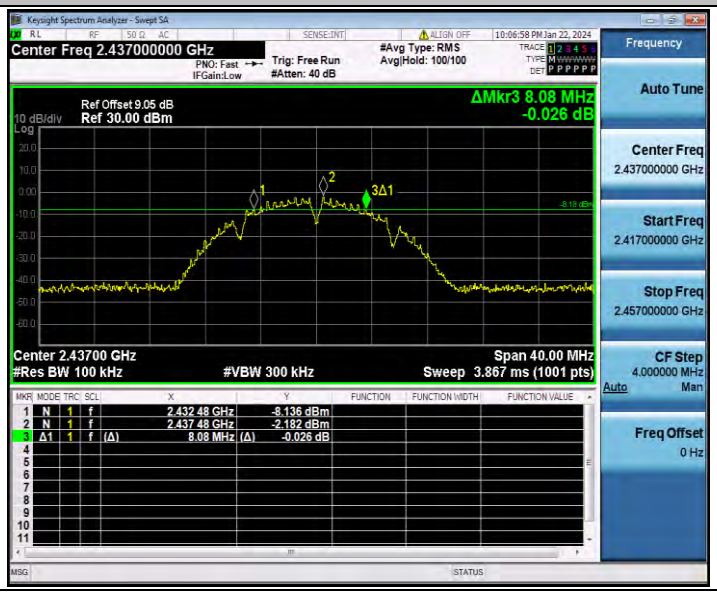

11B_Ant1_2462
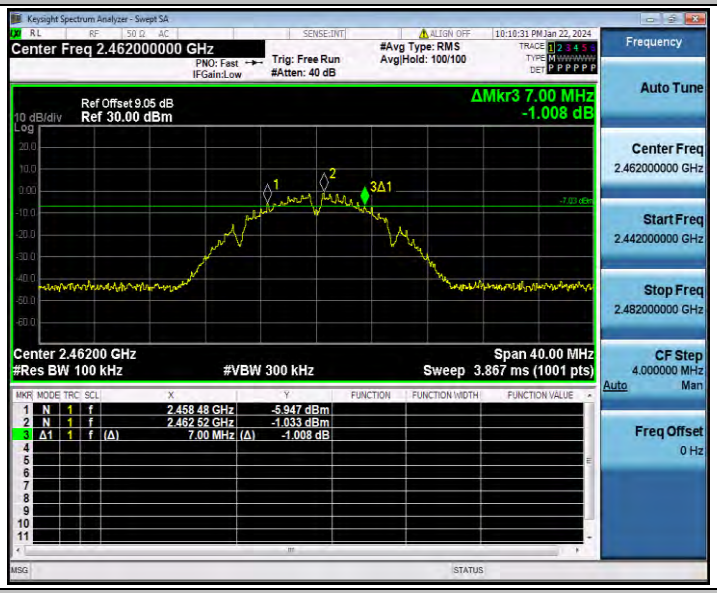

11G_Ant1_2412
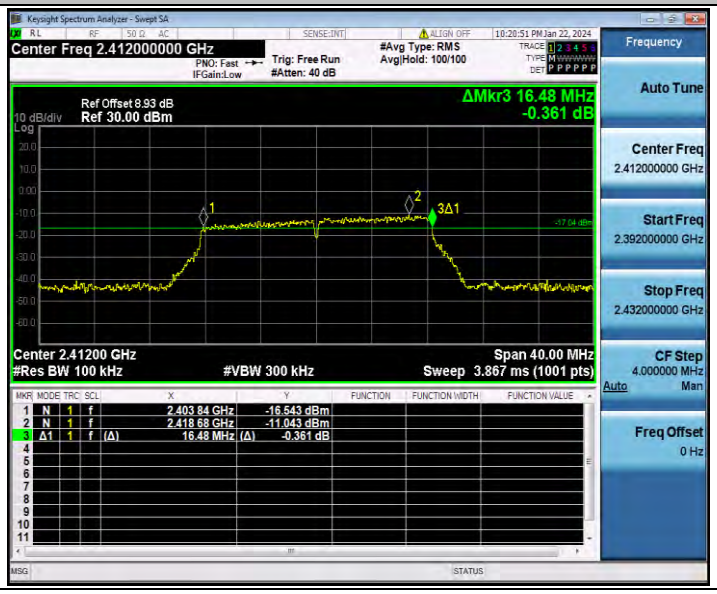

11G_Ant1_2437
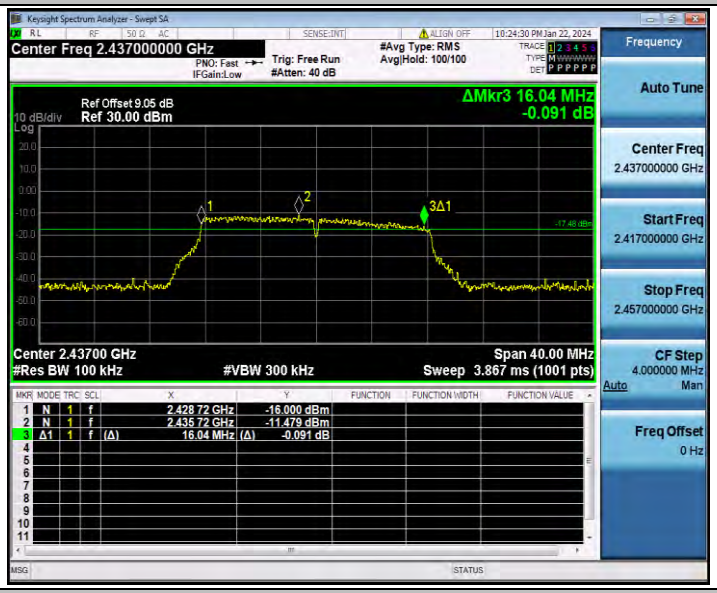

11G_Ant1_2462
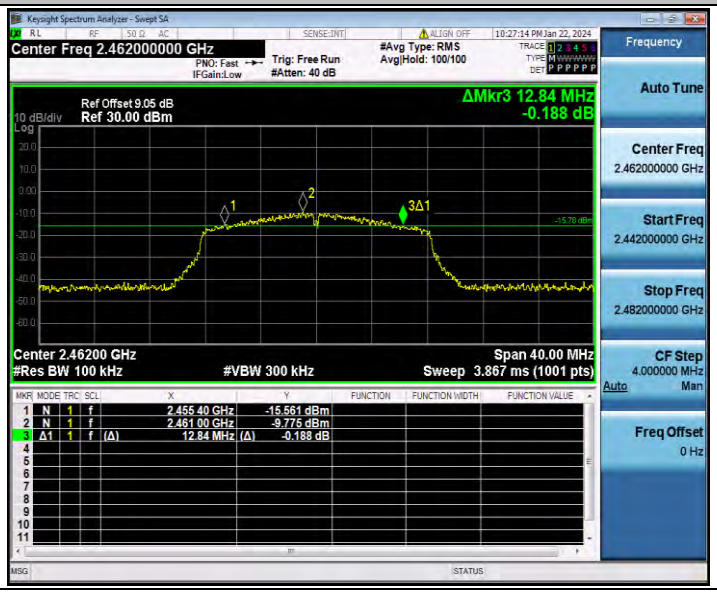

11N20SISO_Ant1_2412
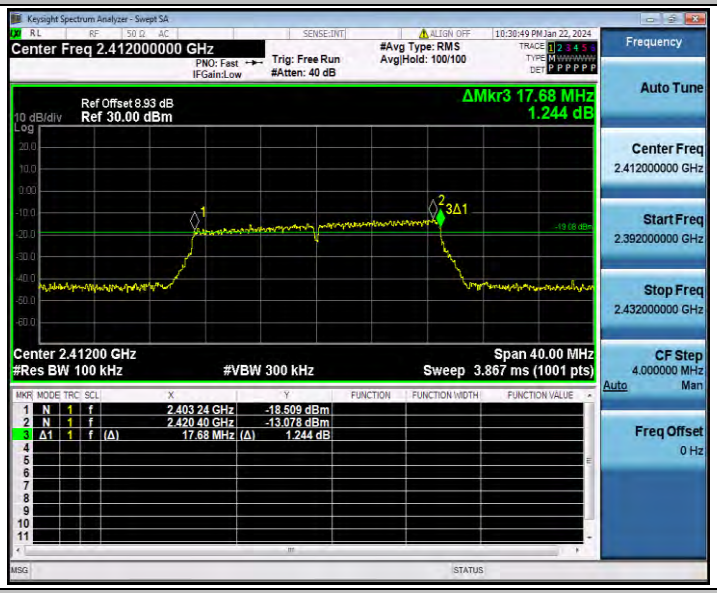

11N20SISO_Ant1_2437
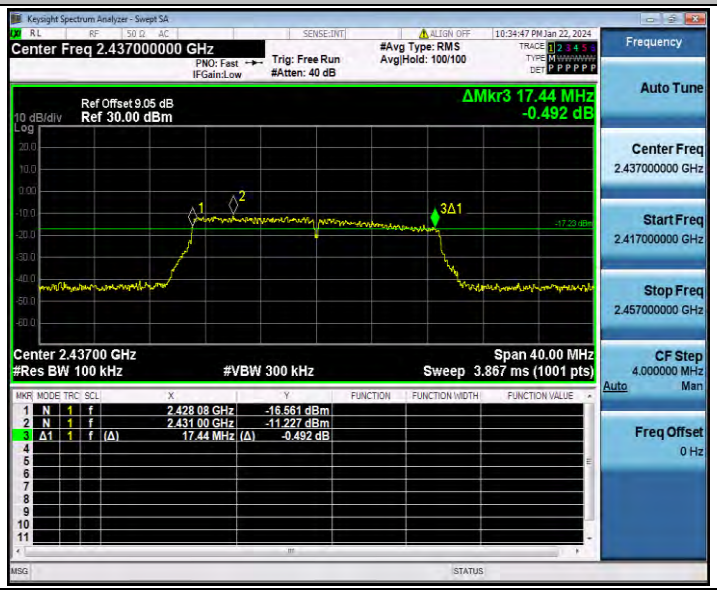

11N20SISO_Ant1_2462
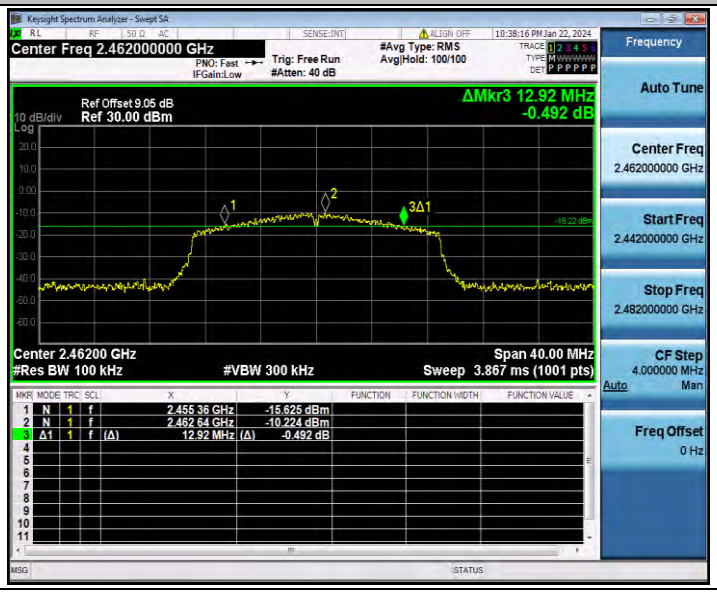

Appendix A.2: Occupied Channel Bandwidth

Test Result

TestMode	Antenna	Channel Frequency[MHz]	OCB [MHz]	FL[MHz]	FH[MHz]	Limit[MHz]	Verdict
11B	Ant1	2412	13.651	2405.4990	2419.1500	---	---
		2437	13.348	2429.9935	2443.3415	---	---
		2462	12.073	2455.9628	2468.0358	---	---
11G	Ant1	2412	17.520	2403.4810	2421.0010	---	---
		2437	17.121	2428.1380	2445.2590	---	---
		2462	16.351	2453.8090	2470.1600	---	---
11N20SISO	Ant1	2412	18.363	2403.0417	2421.4047	---	---
		2437	18.063	2427.7758	2445.8388	---	---
		2462	17.373	2453.2980	2470.6710	---	---

Test Graphs

11B_Ant1_2412

11B_Ant1_2437

11B_Ant1_2462
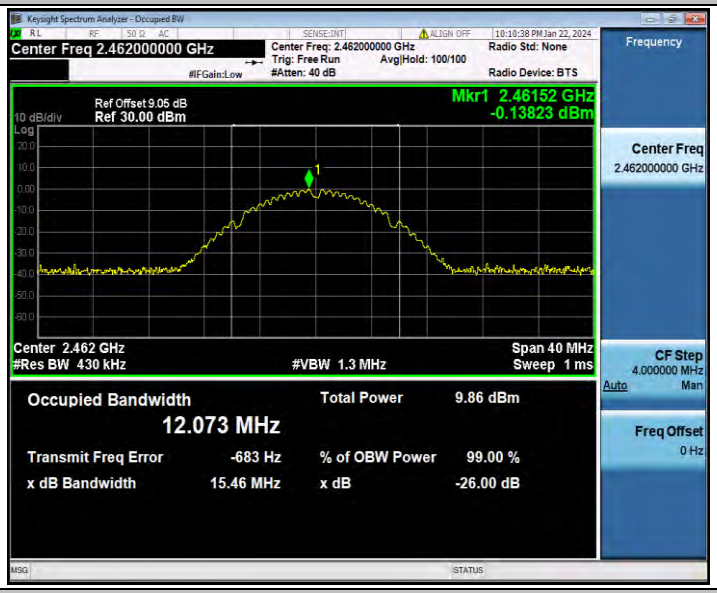

11G_Ant1_2412

11G_Ant1_2437
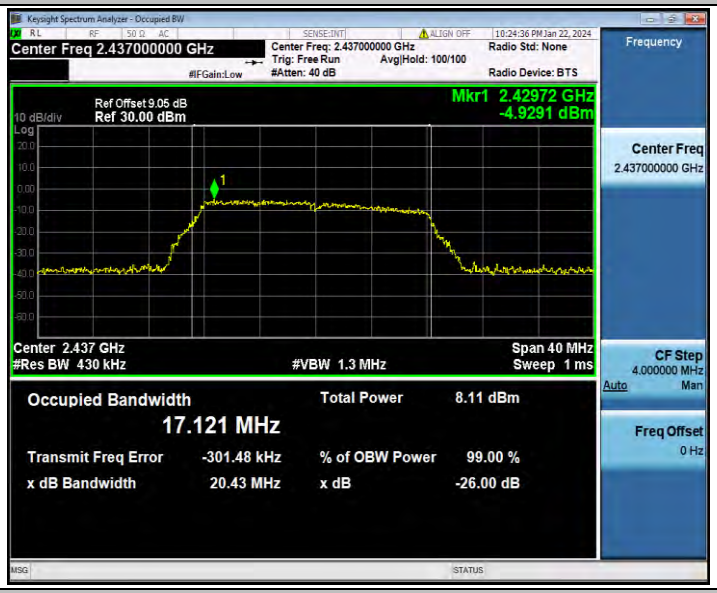

11G_Ant1_2462

11N20SISO_Ant1_2412

11N20SISO_Ant1_2437

11N20SISO_Ant1_2462

Appendix A.3: Maximum conducted output power

Test Result

Test Mode	Antenna	Frequency[MHz]	Average power [dBm]	Duty Cycle [%]	DC Factor [dBm]	Result [dBm]	Limit [dBm]	Gain [dBi]	Verdict
11B	Ant1	2412	8.36	0	0	8.36	≤30.00	0.00	PASS
		2437	8.39	0	0	8.39	≤30.00	0.00	PASS
		2462	8.97	0	0	8.97	≤30.00	0.00	PASS
11G	Ant1	2412	8.19	0	0	8.19	≤30.00	0.00	PASS
		2437	8.27	0	0	8.27	≤30.00	0.00	PASS
		2462	8.73	0	0	8.73	≤30.00	0.00	PASS
11N20SISO	Ant1	2412	7.29	0	0	7.29	≤30.00	0.00	PASS
		2437	8.36	0	0	8.36	≤30.00	0.00	PASS
		2462	8.49	0	0	8.49	≤30.00	0.00	PASS

Note：

1. The Duty Cycle Factor and RBW Factor is compensated in the data.

Appendix A.4: Maximum power spectral density

Test Result

TestMode	Antenna	Frequency[MHz]	Result[dBm/3-100kHz]	Limit[dBm/3kHz]	Verdict
11B	Ant1	2412	-18.03	≤8.00	PASS
		2437	-16.40	≤8.00	PASS
		2462	-15.19	≤8.00	PASS
11G	Ant1	2412	-22.41	≤8.00	PASS
		2437	-23.00	≤8.00	PASS
		2462	-16.65	≤8.00	PASS
11N20SISO	Ant1	2412	-23.94	≤8.00	PASS
		2437	-22.90	≤8.00	PASS
		2462	-16.46	≤8.00	PASS

Note：

1. The Duty Cycle Factor and RBW Factor is compensated in the graph.

Test Graphs

11B_Ant1_2412
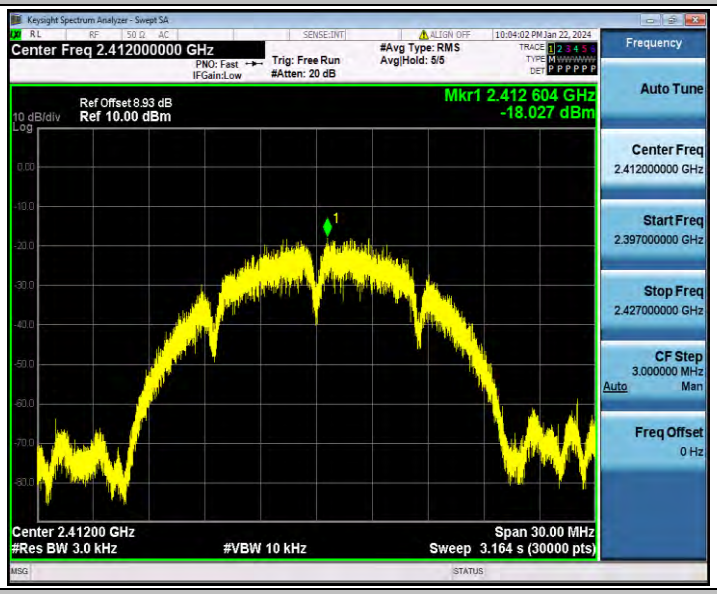

11B_Ant1_2437

11B_Ant1_2462
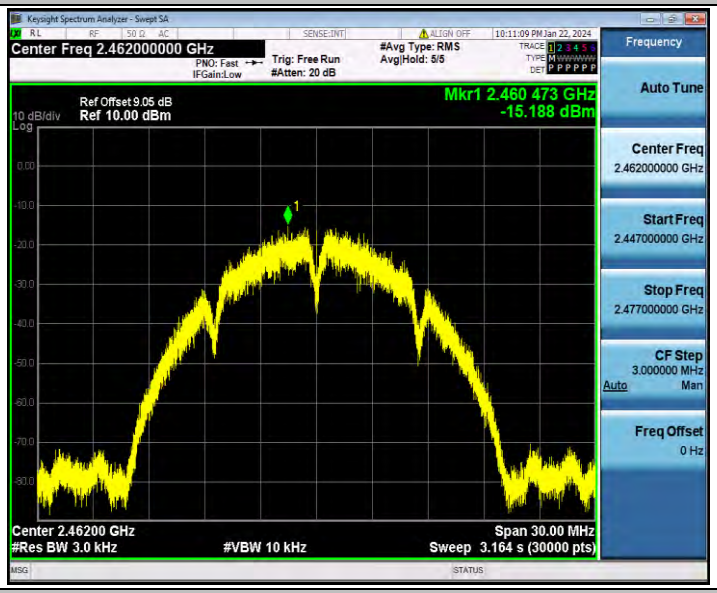

11G_Ant1_2412
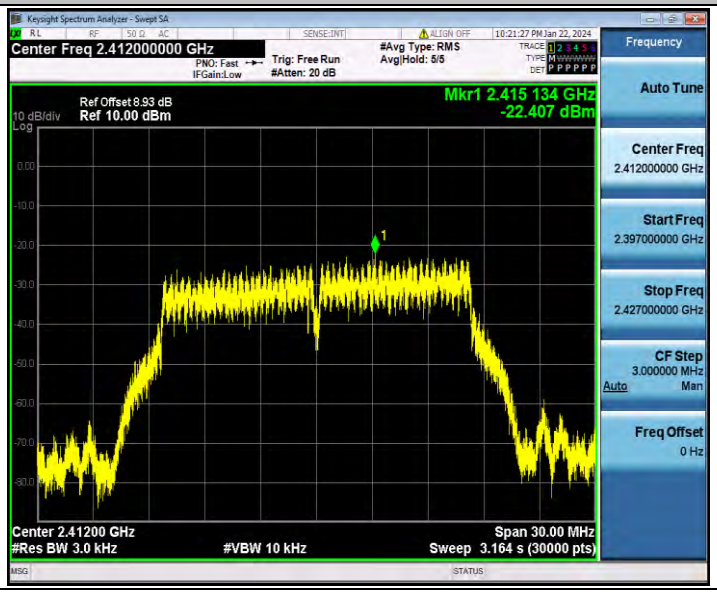

11G_Ant1_2437
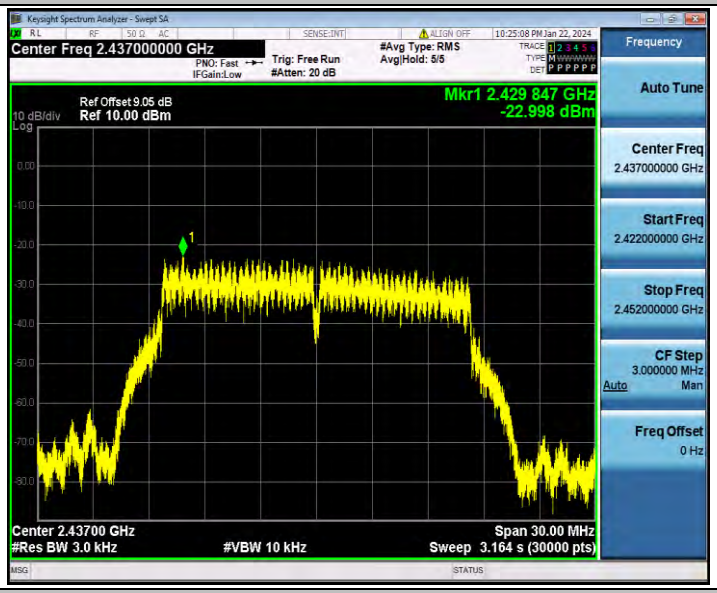

11G_Ant1_2462
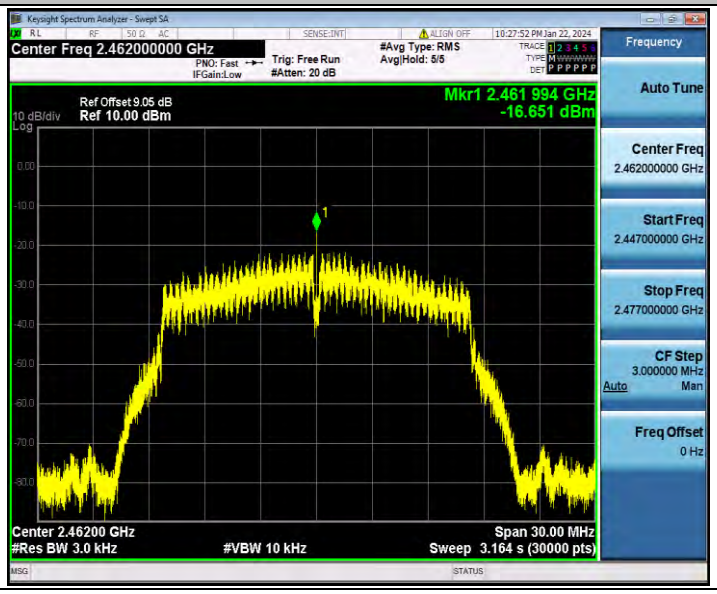

11N20SISO_Ant1_2412
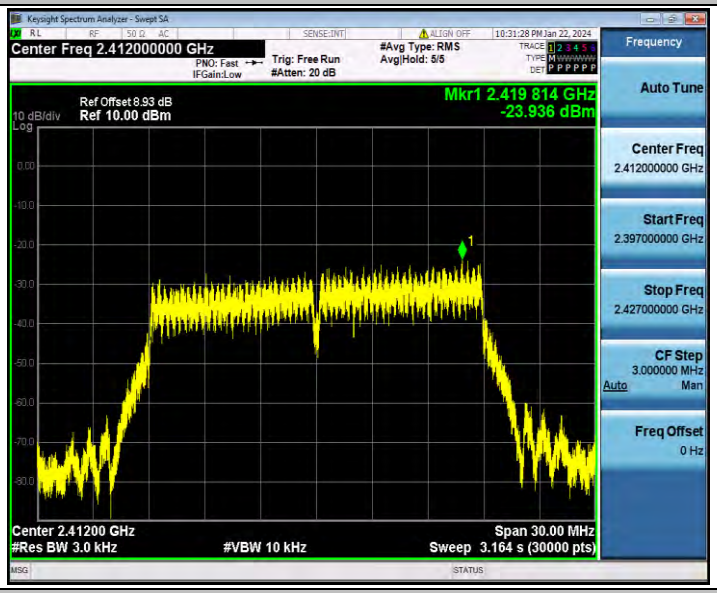

11N20SISO_Ant1_2437

11N20SISO_Ant1_2462
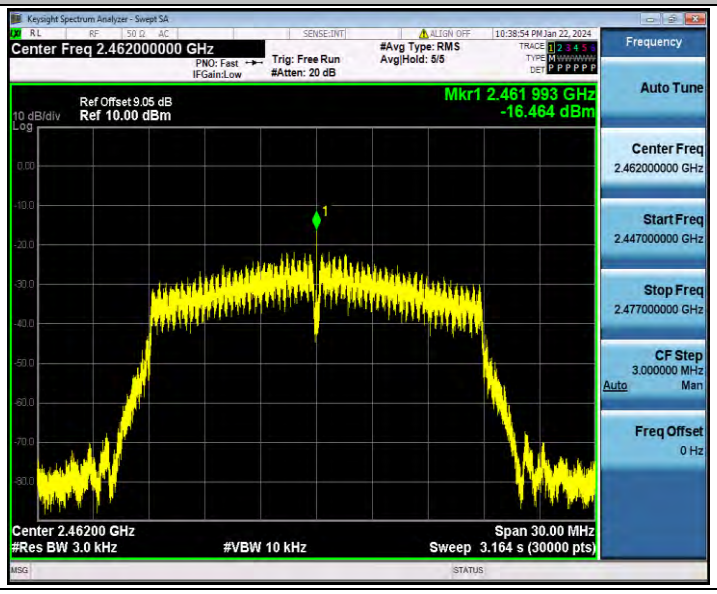

Appendix A.5: Band edge measurements

Test Result

TestMode	Antenna	ChName	Frequency [MHz]	RefLevel [dBm]	Result [dBm]	Limit[dBm]	Verdict
11B	Ant1	Low	2412	-3.09	-47.89	≤-23.09	PASS
		High	2462	-0.76	-49.71	≤-20.76	PASS
11G	Ant1	Low	2412	-10.91	-48.84	≤-30.91	PASS
		High	2462	-9.46	-49.74	≤-29.46	PASS
11N20SISO	Ant1	Low	2412	-12.95	-49.5	≤-32.95	PASS
		High	2462	-9.29	-49.23	≤-29.29	PASS

Test Graphs

11B_Ant1_Low_2412

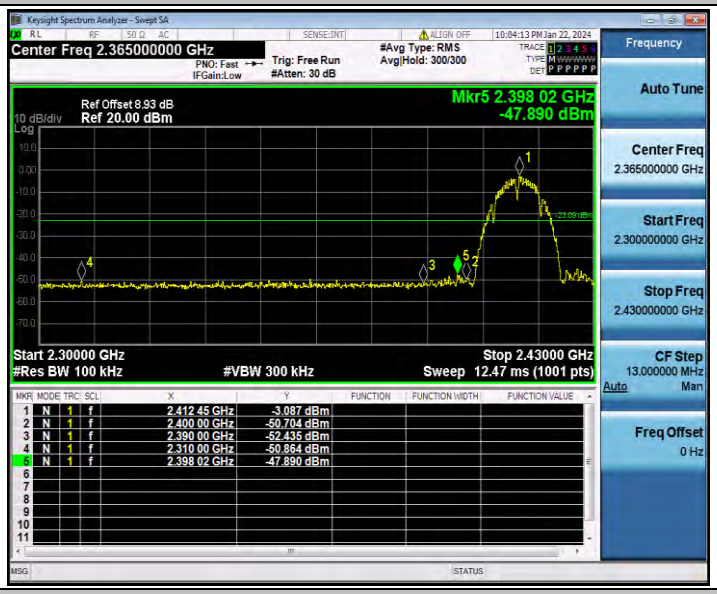

11B_Ant1_High_2462

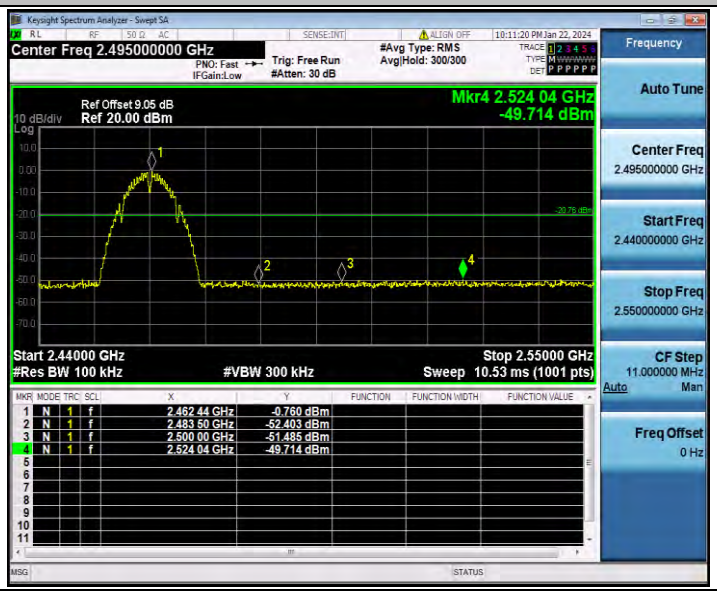

11G_Ant1_Low_2412
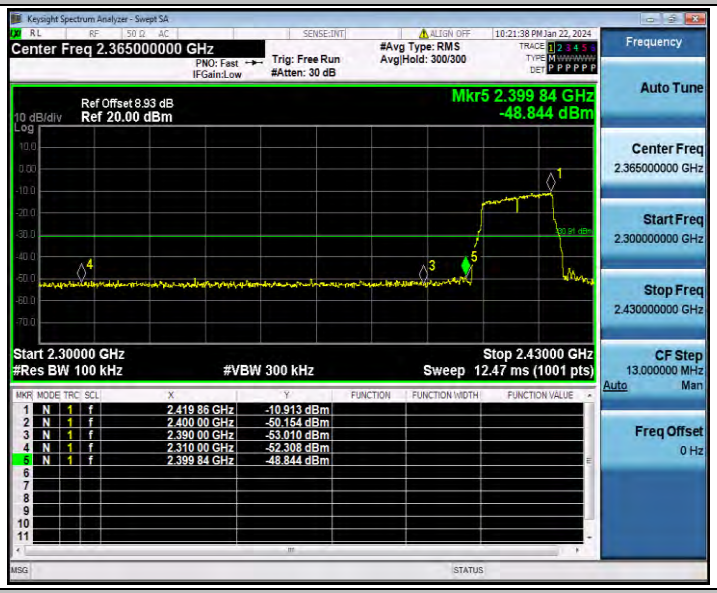

11G_Ant1_High_2462
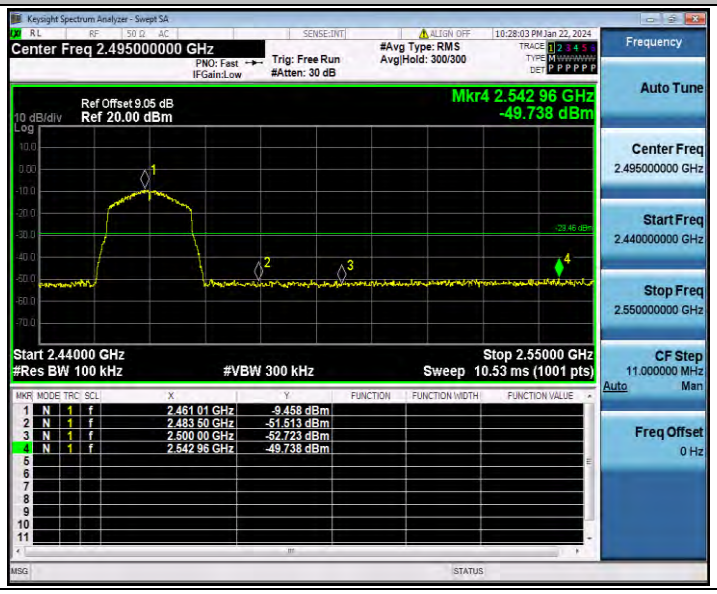

11N20SISO_Ant1_Low_2412
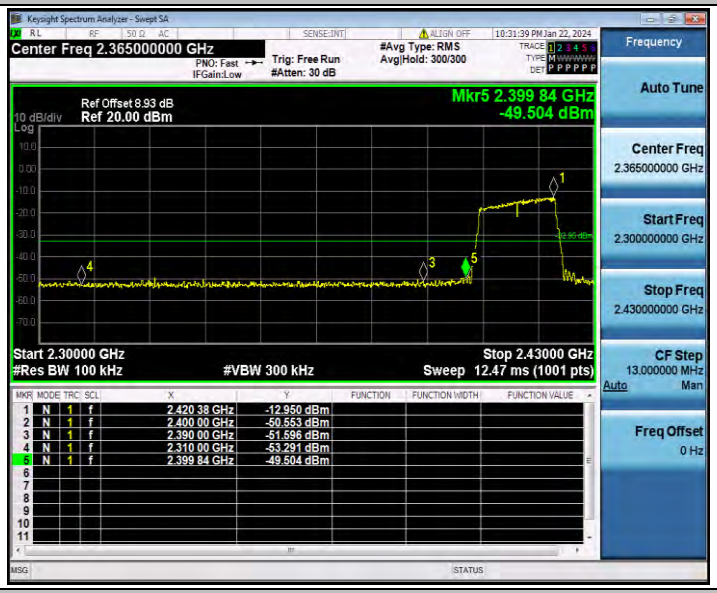

11N20SISO_Ant1_High_2462
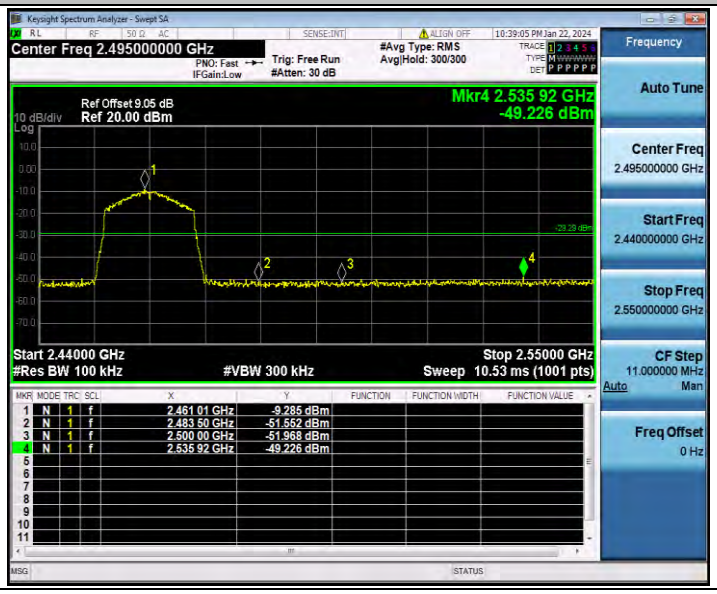

Appendix A.6: Conducted Spurious Emission

Test Result

TestMode	Antenna	Frequency[MHz]	FreqRange [Mhz]	RefLevel [dBm]	Result [dBm]	Limit [dBm]	Verdict
11B	Ant1	2412	Reference	-4.80	-4.80	---	PASS
			30~1000	-4.80	-60.92	≤-24.8	PASS
			1000~26500	-4.80	-47.76	≤-24.8	PASS
		2437	Reference	-3.25	-3.25	---	PASS
			30~1000	-3.25	-60.67	≤-23.25	PASS
			1000~26500	-3.25	-48	≤-23.25	PASS
		2462	Reference	-3.21	-3.21	---	PASS
			30~1000	-3.21	-61.1	≤-23.21	PASS
			1000~26500	-3.21	-47.62	≤-23.21	PASS
11G	Ant1	2412	Reference	-11.03	-11.03	---	PASS
			30~1000	-11.03	-60.75	≤-31.03	PASS
			1000~26500	-11.03	-47.81	≤-31.03	PASS
		2437	Reference	-12.06	-12.06	---	PASS
			30~1000	-12.06	-60.54	≤-32.06	PASS
			1000~26500	-12.06	-48.39	≤-32.06	PASS
		2462	Reference	-9.88	-9.88	---	PASS
			30~1000	-9.88	-59.97	≤-29.88	PASS
			1000~26500	-9.88	-48.06	≤-29.88	PASS
11N20SISO	Ant1	2412	Reference	-13.92	-13.92	---	PASS
			30~1000	-13.92	-59.71	≤-33.92	PASS
			1000~26500	-13.92	-48	≤-33.92	PASS
		2437	Reference	-12.33	-12.33	---	PASS
			30~1000	-12.33	-61.23	≤-32.33	PASS
			1000~26500	-12.33	-48.42	≤-32.33	PASS
		2462	Reference	-11.17	-11.17	---	PASS
			30~1000	-11.17	-60.62	≤-31.17	PASS
			1000~26500	-11.17	-47.84	≤-31.17	PASS

Test Graphs

11B_Ant1_2412_0~Reference

11B_Ant1_2412_30~1000
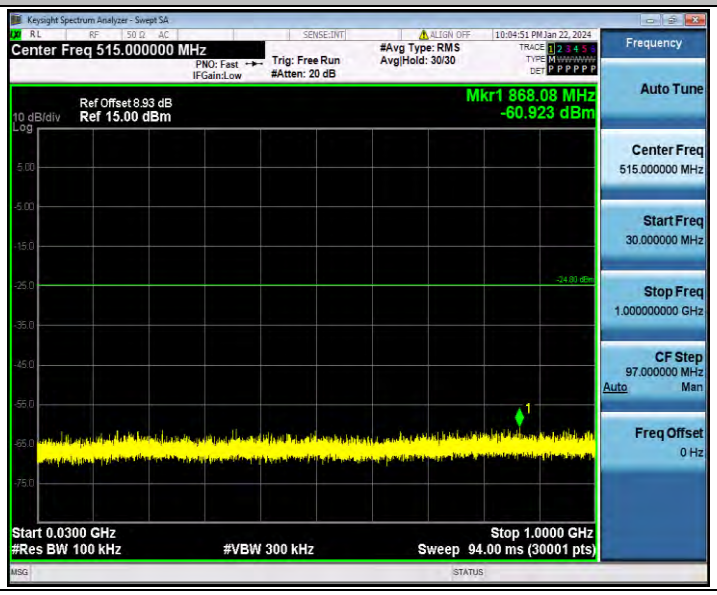

11B_Ant1_2412_1000~26500
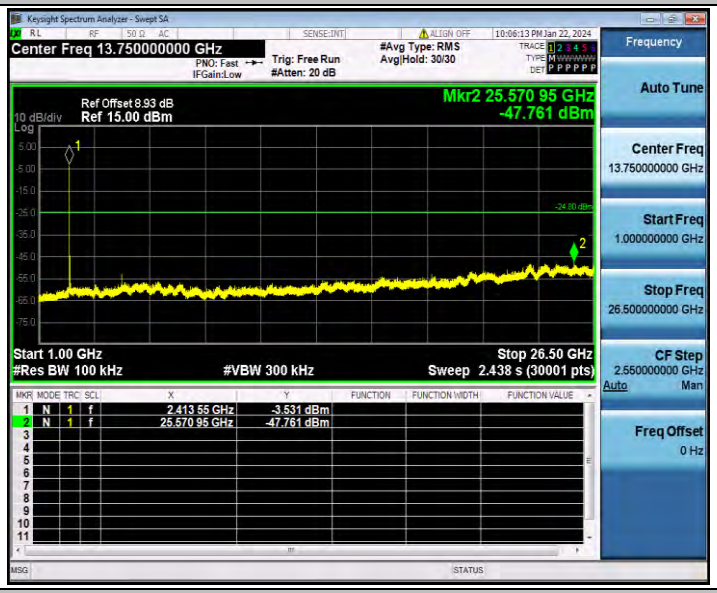

11B_Ant1_2437_0~Reference

11B_Ant1_2437_30~1000
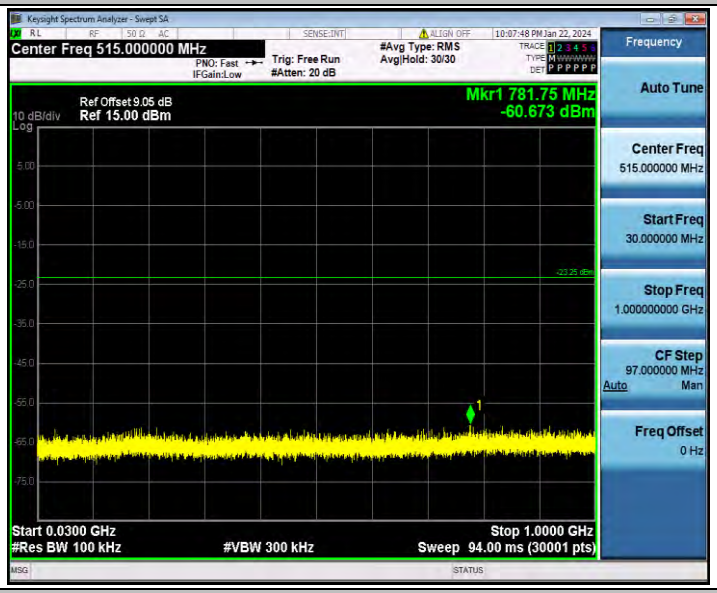

11B_Ant1_2437_1000~26500
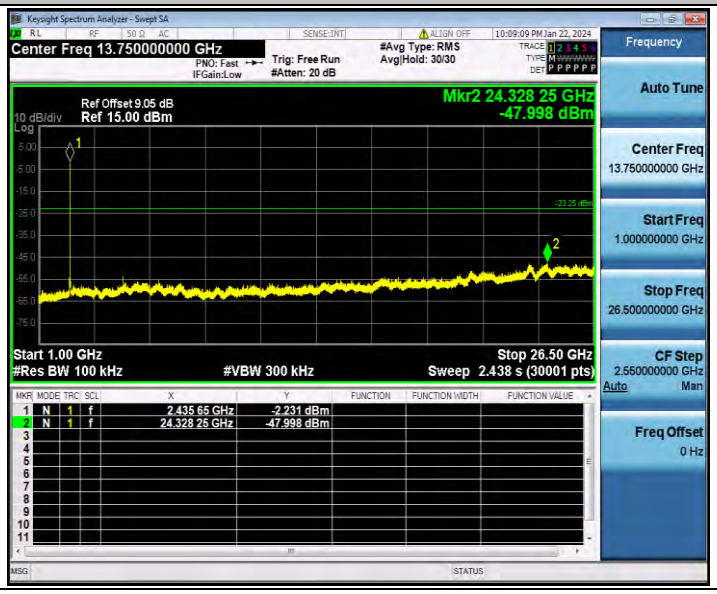

11B_Ant1_2462_0~Reference

11B_Ant1_2462_30~1000
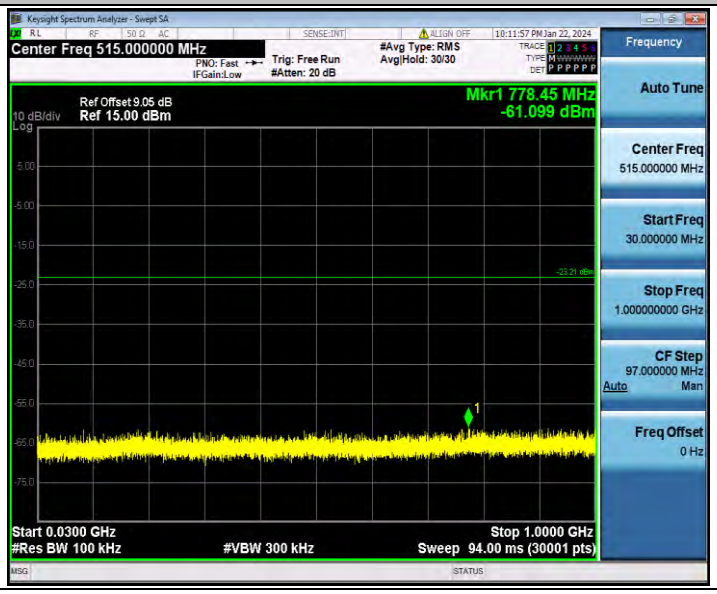

11B_Ant1_2462_1000~26500
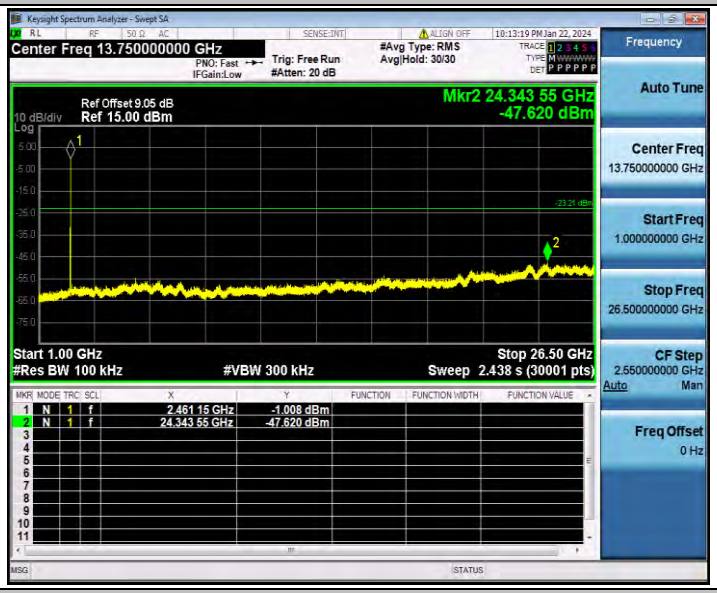

11G_Ant1_2412_0~Reference

11G_Ant1_2412_30~1000

11G_Ant1_2412_1000~26500
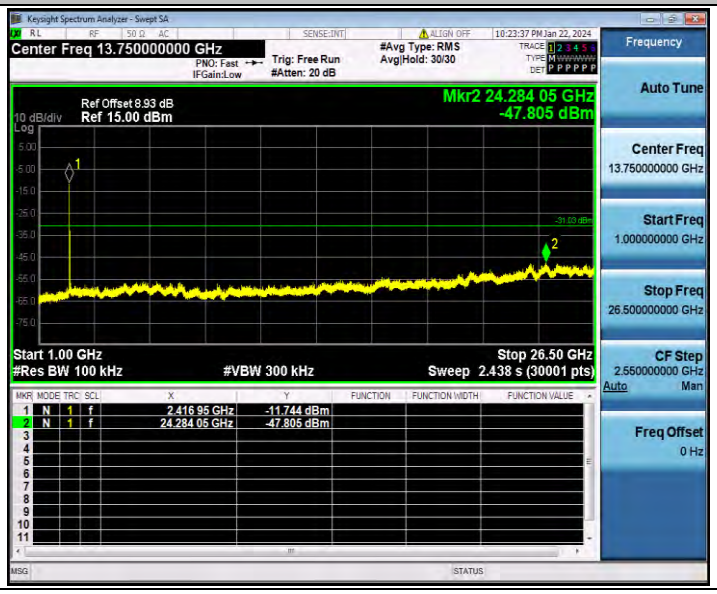

11G_Ant1_2437_0~Reference

11G_Ant1_2437_30~1000

11G_Ant1_2437_1000~26500
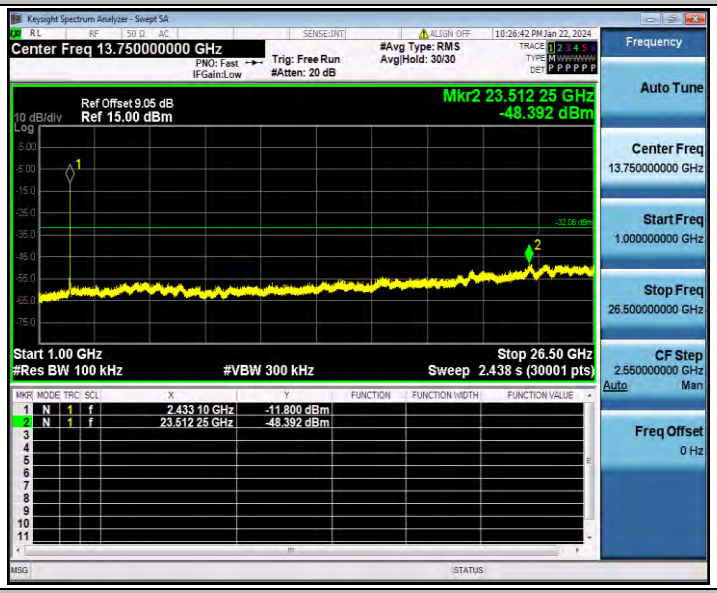

11G_Ant1_2462_0~Reference

11G_Ant1_2462_30~1000

11G_Ant1_2462_1000~26500
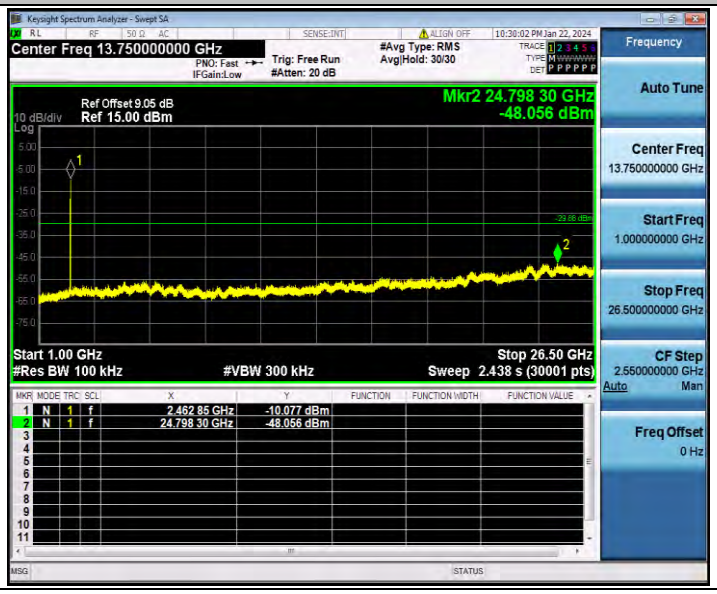

11N20SISO_Ant1_2412_0~Reference

11N20SISO_Ant1_2412_30~1000
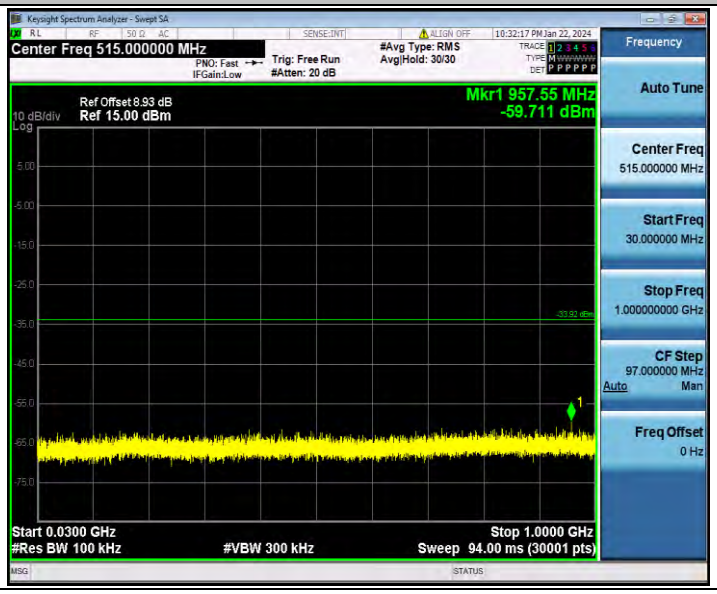

11N20SISO_Ant1_2412_1000~26500
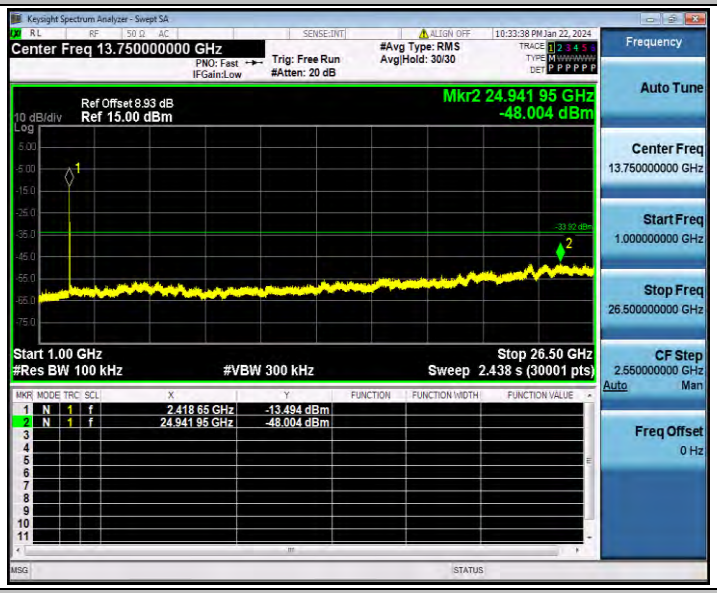

11N20SISO_Ant1_2437_0~Reference

11N20SISO_Ant1_2437_30~1000
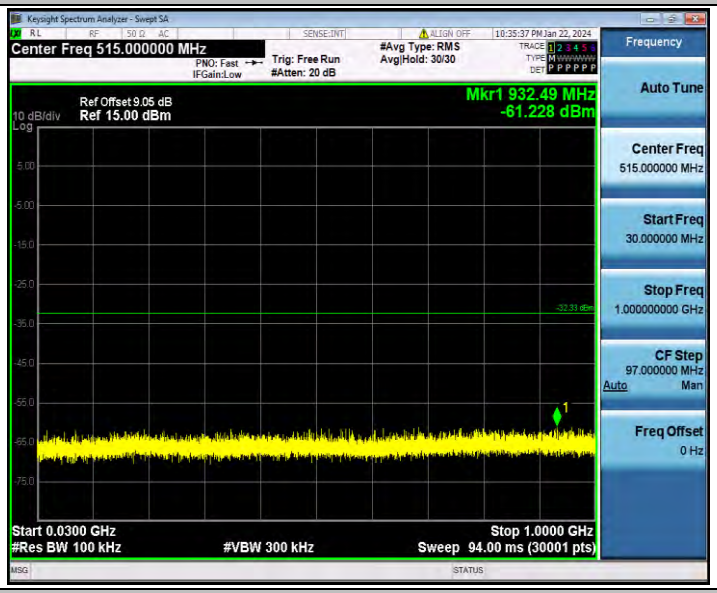

11N20SISO_Ant1_2437_1000~26500
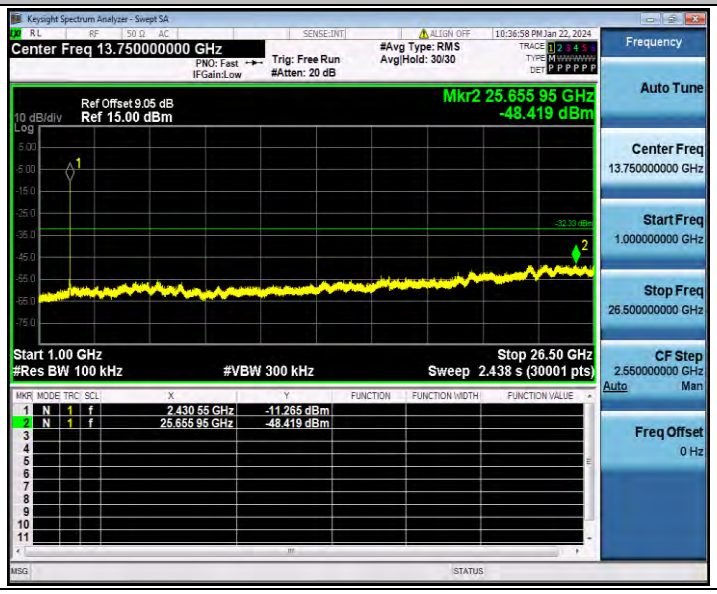

11N20SISO_Ant1_2462_0~Reference

11N20SISO_Ant1_2462_30~1000

11N20SISO_Ant1_2462_1000~26500
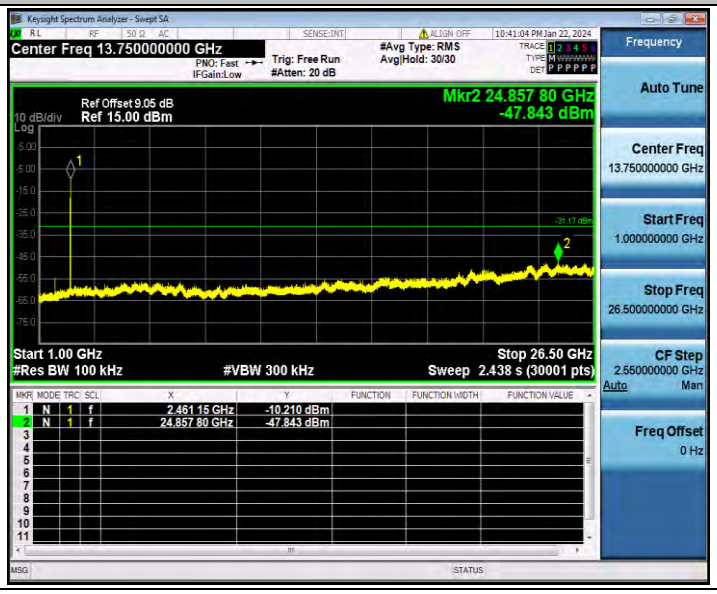

Appendix A.7: Emissions in Restricted Bands

Test Result

TestMode	Antenna	ChName	Frequency [MHz]	Detector	Freq [MHz]	Result [dBm]	Limit [dBm]	Result [dBuV/m]	Limit [dBuV/m]	Verdict
11B	Ant1	Low	2412	AV	2310.000	-49.7	≤-41.20	45.50	≤54	PASS
				AV	2388.530	-49.27	≤-41.20	45.93	≤54	PASS
				AV	2390.000	-49.29	≤-41.20	45.91	≤54	PASS
				Peak	2310.000	-51.16	≤-21.20	44.04	≤74	PASS
				Peak	2313.780	-40.12	≤-21.20	55.08	≤74	PASS
				Peak	2390.000	-48.03	≤-21.20	47.17	≤74	PASS
		High	2462	AV	2483.500	-49.17	≤-41.20	46.03	≤54	PASS
				AV	2499.950	-48.97	≤-41.20	46.23	≤54	PASS
				AV	2500.000	-48.98	≤-41.20	46.22	≤54	PASS
				Peak	2483.500	-45.66	≤-21.20	49.54	≤74	PASS
				Peak	2493.790	-40.28	≤-21.20	54.92	≤74	PASS
				Peak	2500.000	-45.66	≤-21.20	49.54	≤74	PASS
11G	Ant1	Low	2412	AV	2310.000	-49.7	≤-41.20	45.50	≤54	PASS
				AV	2389.960	-49.2	≤-41.20	46.00	≤54	PASS
				AV	2390.000	-49.2	≤-41.20	46.00	≤54	PASS
				Peak	2310.000	-47.07	≤-21.20	48.13	≤74	PASS
				Peak	2383.200	-40.8	≤-21.20	54.40	≤74	PASS
				Peak	2390.000	-47.8	≤-21.20	47.40	≤74	PASS
		High	2462	AV	2483.500	-49.15	≤-41.20	46.05	≤54	PASS
				AV	2499.620	-48.97	≤-41.20	46.23	≤54	PASS
				AV	2500.000	-49.01	≤-41.20	46.19	≤54	PASS
				Peak	2483.500	-47.38	≤-21.20	47.82	≤74	PASS
				Peak	2491.150	-41.86	≤-21.20	53.34	≤74	PASS
				Peak	2500.000	-44.58	≤-21.20	50.62	≤74	PASS
11N20SISO	Ant1	Low	2412	AV	2310.000	-49.71	≤-41.20	45.49	≤54	PASS
				AV	2389.180	-49.27	≤-41.20	45.93	≤54	PASS
				AV	2390.000	-49.27	≤-41.20	45.93	≤54	PASS
				Peak	2310.000	-45.24	≤-21.20	49.96	≤74	PASS
				Peak	2349.010	-41.06	≤-21.20	54.14	≤74	PASS
				Peak	2390.000	-45.11	≤-21.20	50.09	≤74	PASS
		High	2462	AV	2483.500	-49.09	≤-41.20	46.11	≤54	PASS
				AV	2498.740	-48.99	≤-41.20	46.21	≤54	PASS
				AV	2500.000	-49	≤-41.20	46.20	≤54	PASS
				Peak	2483.500	-46.44	≤-21.20	48.76	≤74	PASS
				Peak	2496.540	-40.44	≤-21.20	54.76	≤74	PASS

				Peak	2500.000	-45.34	≤-21.20	49.86	≤74	PASS

Note：

2. The Antenna Gain is compensated in the graph.
3. The Duty Cycle Factor and RBW Factor is compensated in the graph.
4. The limit in dBm for average detector is conversion from 54dBuV/m, according to 15.209(a). The limit in dBm for peak detector is 20dB above the limit of average detector in dBm.

Test Graphs

11B_Ant1_Low_2412_AV
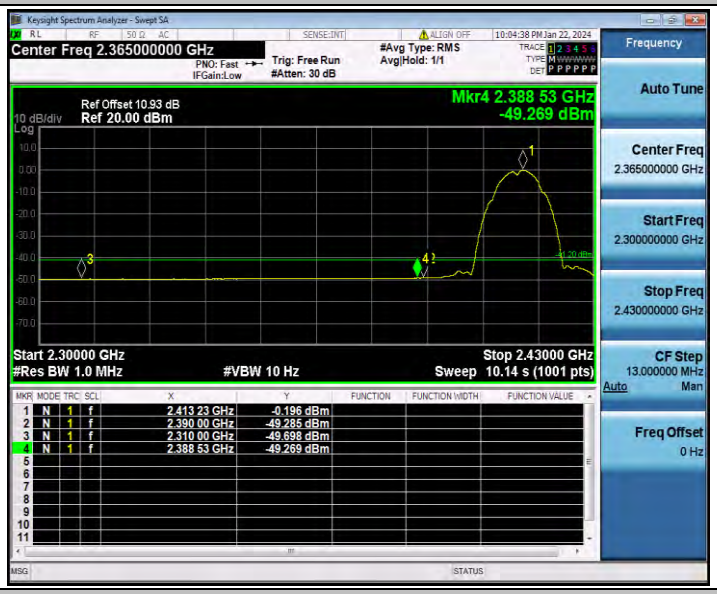

11B_Ant1_Low_2412_Peak
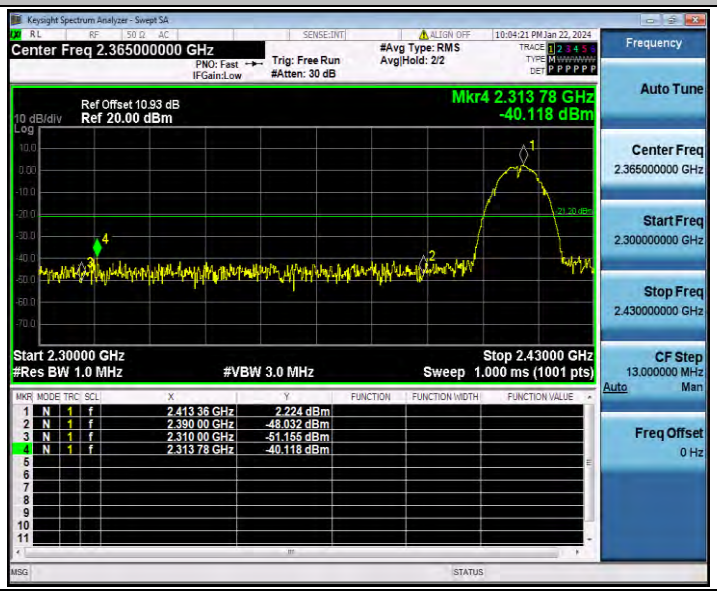

11B_Ant1_High_2462_AV
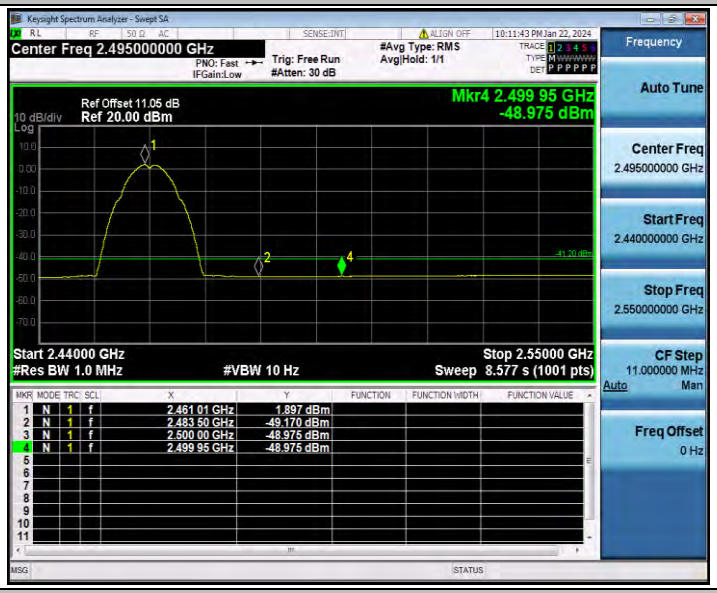

11B_Ant1_High_2462_Peak
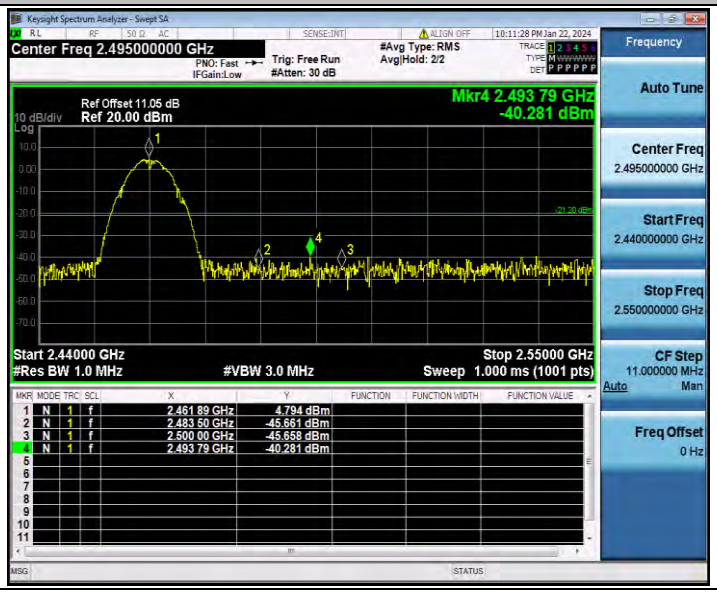

11G_Ant1_Low_2412_AV
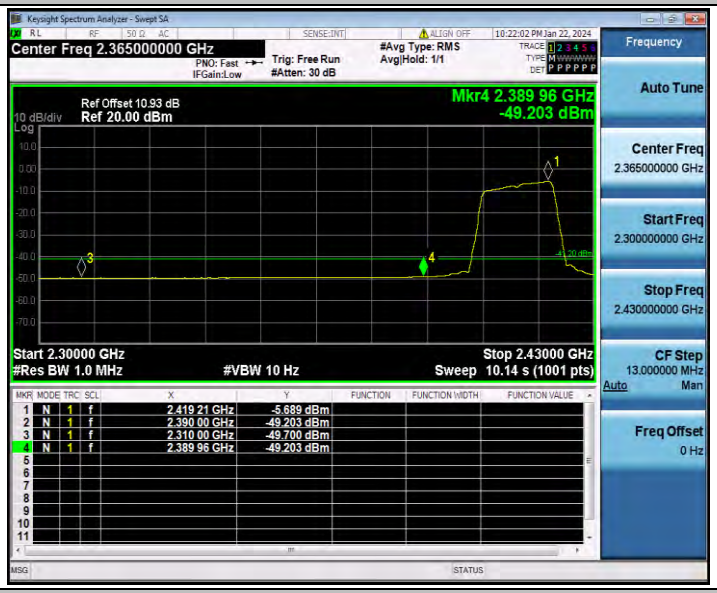

11G_Ant1_Low_2412_Peak
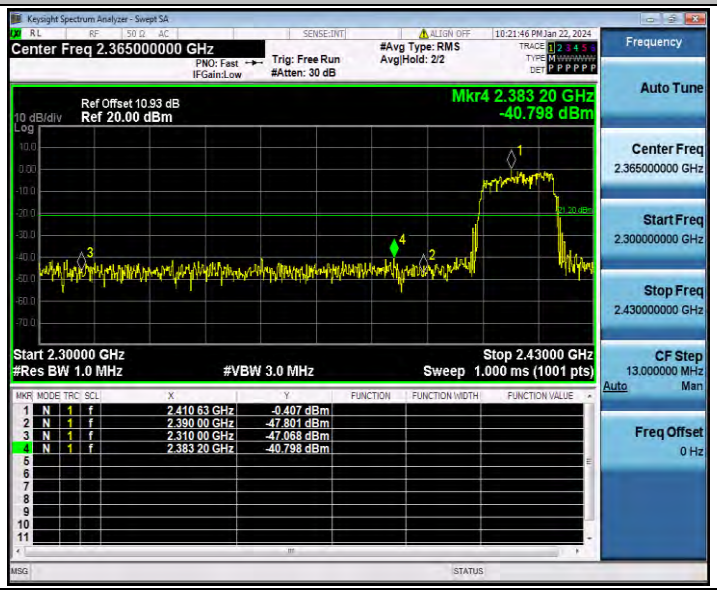

11G_Ant1_High_2462_AV
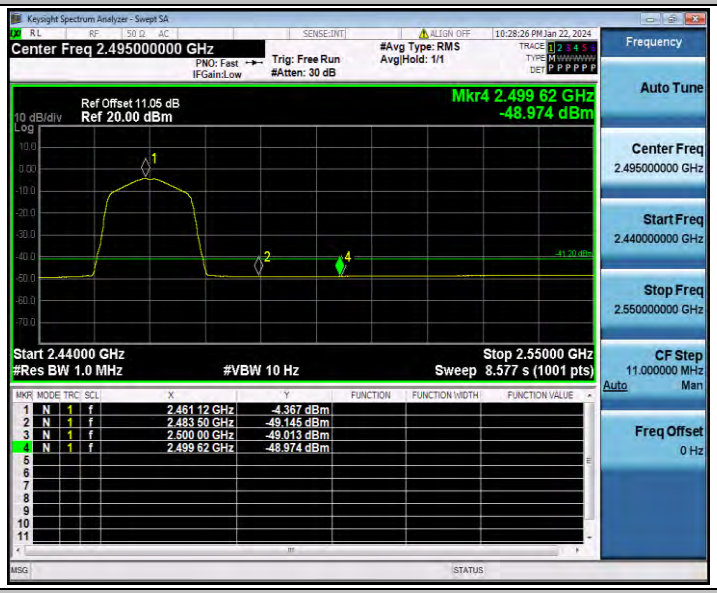

11G_Ant1_High_2462_Peak
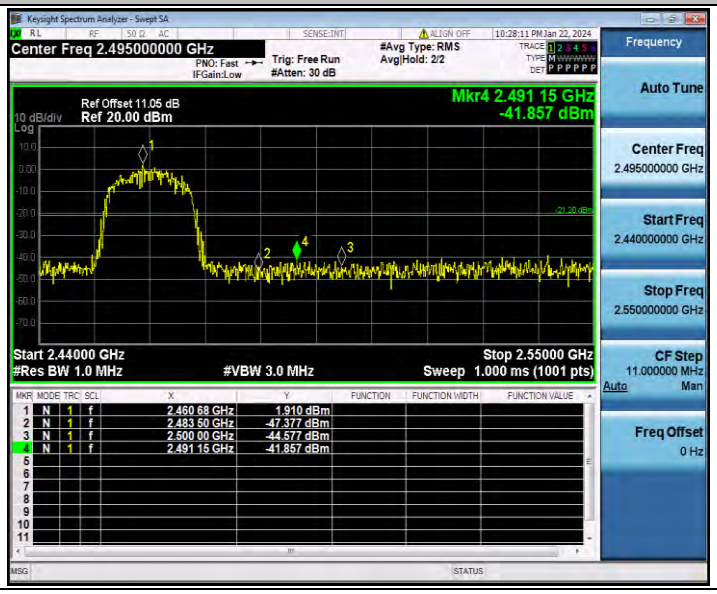

11N20SISO_Ant1_Low_2412_AV
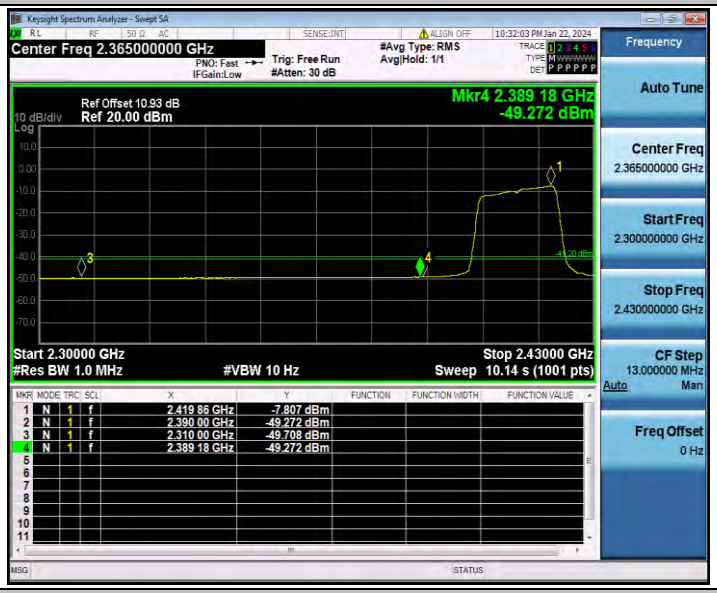

11N20SISO_Ant1_Low_2412_Peak
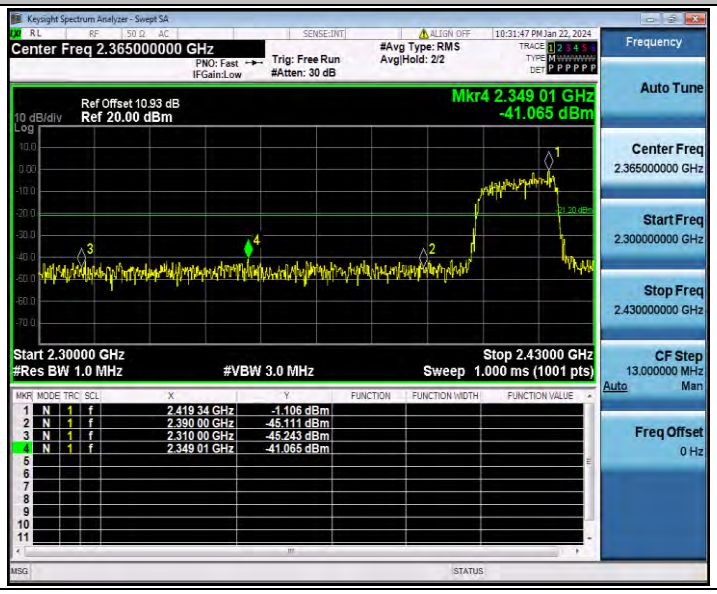

11N20SISO_Ant1_High_2462_AV
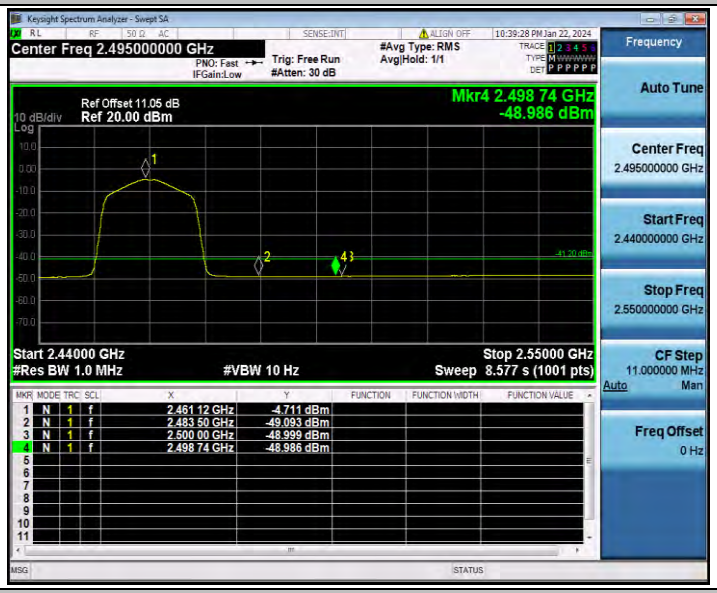
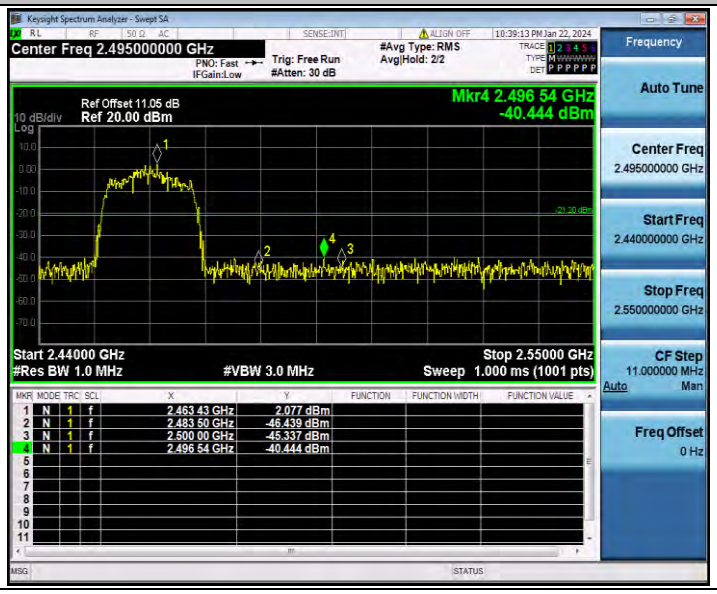
11N20SISO_Ant1_High_2462_Peak