太空机器人小音箱

Small Space Robot Speaker

使用说明书

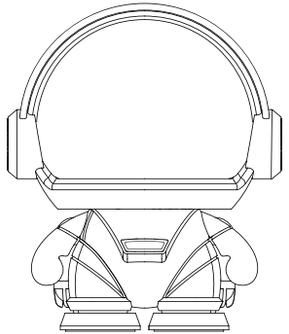

非常感谢您选用K-29蓝牙音箱，请在使用前详细阅读使用说明书，正确操作使用，更好发挥产品优越性能。

一 产品介绍

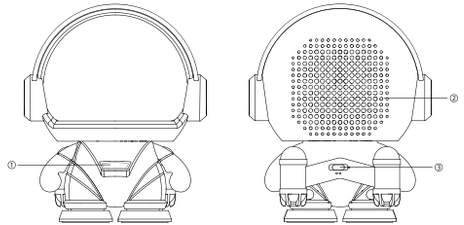

正面　　背面

① 按键开关　② 喇叭　③ Type-C接口

二 产品参数

产品名称:太空机器人小音箱
工作电压:3.7V
输　　入:5V ⎓ 1A
产品尺寸:106mm×90mm×127mm
充电时间:3+-0.5小时

产品型号:K-29
最大输出功率:3W
电池容量:ICR18650 800mAh
蓝牙频率:2.4GHZ
音频播放时间:中等音量约6小时

三 产品特点

1、支持蓝牙音乐播放
2、支持蓝牙回连功能
3、支持免提通话功能
4、支持对连功能

四 操作说明

1、按键使用说明（基础版本）：
长按按键5秒开/关机。
单击暂停/播放。
长按1-2秒两台机器对连功能（TWS）。

2、按键使用说明（炫彩版本）：
长按按键5秒开/关机。
开机时炫彩灯会自动闪烁4种模式切换。
蓝牙连接成功后会根据播放音乐声音大小来闪烁灯光。
双击按键可切换灯光闪烁模式：
模式一：从左向右跑马；
模式二：从中间向左右两边跑马；
模式三：从右向左跑马；
模式四：从左右两边向中间跑马。

3、充电说明：
TYPE-C充电线，接口外接5V/1A充电器。充电时MIC小孔位置红色指示灯亮。充满蓝色灯常亮。
注：本机关机状态下充电，约3小时充满。工作状态下充电需6小时充满。
本机内置可充电锂离子电池，在使用前请先充电。

4、配对操作说明：
长按开关机键，蓝牙配对名：K-29。
长按按键1-2秒进行两台机器对连（TWS）。
本产品在不连接蓝牙设备时，6分钟会自动关机。
复位：当机器无法连接或关机时，长按按键10秒，可以进行复位重启功能。

五 注意事项

1、关于蓝牙的使用环境：
无线信号传输包括蓝牙都受周围环境的影响很大，如金属，树木，人体，墙等障碍物都会对信号有一定的吸收。从而在实际应用中传输的距离会有一定的影响。

2、充电注意事项：
禁止在火源和热条件下给电池充电!勿在热源(如火或加热器)附近使用本产品。不要将主机处于极热环境中，如阳光直射或热天的车内。否则将会降低电池的性能或缩短电池的使用寿命。

3、电池注意事项：
长期不使用时，请先对电池充电50%电量以上，然后安全存放。4.储存产品应购存在温度25度环境，湿度不大于75%的室内仓库中，以最大程度减小电芯的容量衰减。

4、产品储存注意事项：
储存产品应购存在温度25度环境，湿度不大于75%的室内仓库中，以最大程度减小电芯的容量衰减。

5、运输注意事项：
运输产品运输中应防雨淋、水浸，防止长时间堆放于高温环境中。

六 配件清单

音响×1

数据线×1

说明书×1

七 三包凭证

1.妥善保管保修卡，以作维修时的凭证
2.保修期为产品购买之日起半年内。
3.保修期内，本产品在正常使用的情况下发生故障，经本公司查验属实，将免费提供维修。

以下情况恕不提供免费维修
本公司产品实行保修年限之内的有限保修。属于下列情况的设备故障或损坏，不在有限保修之列，本公司不承担免费的保修义务；
1、设备或部件已经超出了有效的保修期。
2、客户未按照说明书的要求，错误地安装、保管以及使用而造成的设备故障或损坏。
3、由非本公司授权机构或人员拆卸而造成的设备故障或损坏。
4、因意外因素或人为原因(包括但不限于操作失误、刮伤、搬运、磕碰、输入不合适的电压电流等)导致的设备故障或损坏。
5、因自然灾害等不可抗力(如地震、火灾等)原因造成的设备故障或损坏。

电池废弃说明
1.在废弃器具前，必须将电池从器具中取出(用螺丝刀拆掉产品上下盖)
2.在取出电池时，器具必须要断电(将电池安全的从产品中取出)
3.电池应安全的处置(按国家环保要求处置电池，避免污染)

八 产品保修卡

用户名字：_____
购买时间：_____
联系方式：_____
用户地址：_____
故障：_____

Small Space Robot Speaker

Instruction manual

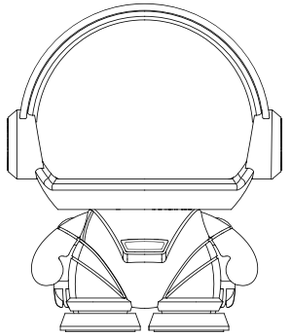

Thank you very much for choosing K-29 Bluetooth speaker, please read the instructions carefully before use, correct operation and use, better play the superior performance of the product.

Ⅰ Product introduction

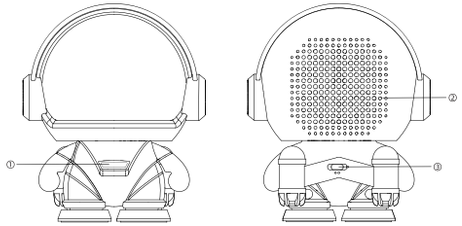

① Key switch ② Megaphone ③ Type-C Indicates the interface

Ⅱ Product parameter

Product name:Small space robot speaker
Operating voltage:3.7V
Input:5V ⎓ 1A
Product size:106mm×90mm×127mm
Charging time:3+-0.5 hours

Product model:K-29
Maximum output power:3W
Battery capacity:ICR18650 800mAh
Bluetooth frequency:2.4GHZ
Audio playback time:
Medium volume about 6 hours

Ⅲ Product feature

1、Support bluetooth music playback
2、Support bluetooth back connection function
3、Support hands-free call function
4、Support the connection function

Ⅳ Operation instruction

1、Key instructions (basic version) :
Press and hold the button for 5 seconds to turn on/off.
Click Pause/Play.
Press and hold for 1-2 seconds to connect two machines (TWS).

2、Key instruction (color version) :
Press and hold the button for 5 seconds to turn on/off.
When powering on, the bright light will automatically flash 4 modes to switch.
After the Bluetooth connection is successful, the lights will flash according to the size of the music playing.
Double click the button to switch the light flashing mode:
Mode 1: Running from left to right;
Mode 2: From the center to the left and right sides of the horse;
Mode 3: Running from right to left;
Mode 4: Run from left and right to center.

3、Charging instructions:
TYPE-C charging cable with external 5V/1A charger. When charging, the MIC hole position red indicator lights up. Full blue light is on.
Note: The machine is charged in the off state, about 3 hours full. It takes 6 hours to charge in working condition.
This unit has built-in rechargeable lithium-ion battery, please charge it before use.

4、Pairing operation instruction:
Long press the switch button, Bluetooth pairing name: K-29.
Press and hold for 1-2 seconds to connect two machines (TWS).
When the product is not connected to the Bluetooth device, it will automatically shut down in 6 minutes.
Reset: When the machine cannot be connected or shut down, long press the button for 10 seconds, you can reset and restart the function.

Ⅴ Attention

1、About Bluetooth use environment:
Wireless signal transmission, including Bluetooth, is greatly affected by the surrounding environment, such as metal, trees, human bodies, walls and other obstacles will have a certain absorption of the signal. Therefore, in practical applications, the transmission distance will have a certain impact。

2、Charging precautions:
Do not charge batteries under fire and heat conditions! Do not use this product near heat sources such as fire or heaters. Do not put the host in an extremely hot environment, such as direct sunlight or hot days inside the car. Otherwise, it will reduce the performance of the battery or shorten the service life of the battery.

3、Battery Precautions:
If you do not use the battery for a long time, please charge more than 50% of the battery first, and then store it safely. 4. Storage products should be purchased in an indoor warehouse with a temperature of 25 degrees and humidity of no more than 75% to minimize the capacity attenuation of the battery cell.

4、Product storage precautions:
The storage product should be purchased in an indoor warehouse with a temperature of 25 degrees and humidity of no more than 75% to minimize the capacity attenuation of the battery cell.

5、Transportation precautions:
Transportation products should be rainproof and flooded during transportation to prevent long-term stacking in high temperature environments.

Ⅵ Product standard

Sound×1

Data cable×1

Specification×1

Ⅶ San Bao certificate

1. Keep the warranty card as proof of maintenance
2. The warranty period is six months from the date of purchase.
3. During the warranty period, if the product fails under normal use, it will be repaired free of charge if verified by the company.

The following conditions do not provide free repair
The company's products carry out limited warranty within the warranty period. Equipment failure or damage under the following circumstances is not included in the limited warranty, and the company does not undertake free warranty obligations;
1. the equipment or parts have exceeded the valid warranty period.
2. the customer does not in accordance with the requirements of the manual, the wrong installation, storage and use caused by equipment failure or damage.
3. Equipment failure or damage caused by disassembly by institutions or personnel not authorized by the Company.
4. due to accidental factors or human reasons (including but not limited to operation errors, scratches, handling, bump, input inappropriate electricity Voltage current, etc.) caused by equipment failure or damage.
5. due to natural disasters and other force majeure (such as earthquake, fire, etc.) caused by equipment failure or damage.

Battery waste instructions
1. Before discarding the appliance, the battery must be removed from the appliance (remove the upper and lower covers of the product with a screwdriver).
2. The appliance must be powered off when removing the battery (remove the battery safely from the product)
3. The battery should be disposed of safely (dispose the battery according to the national environmental protection requirements to avoid pollution)

Ⅷ Product warranty card

User Name: _____
Purchase time: _____
Contact information: _____
User address: _____
Breakdown: _____

FCC Statement

This equipment has been tested and found to comply with the limits for a Class B digital device,pursuant to part 15 of the FCC Rules.
These limits are designed to provide reasonable protection against harmful interference in a residential installation. This equipment generates,uses and can radiate radio frequency energy and, if not installed and used in accordance with the instructions, may cause harmful interference to radio communications. However, there is no guarantee that interference will not occur in a particular installation. If this equipment does cause harmful interference to radio or television reception, which can be determined by turning the equipment off and on, the user is encouraged to try to correct the interference by one or more of the following measures:
—Reorient or relocate the receiving antenna.
—Increase the separation between the equipment and receiver.
—Connect the equipment into an outlet on a circuit different from that to which the receiver is connected.
—Consult the dealer or an experienced radio/TV technician for help.

This device complies with part 15 of the FCC Rules. Operation is subject to the following two conditions:
(1)This device may not cause harmful interference, and
(2) this device must accept any interference received, including interference that may cause undesired operation.

Any changes or modifications not expressly approved by the party responsible for compliance could void the user's authority to operate the equipment.
This equipment complies with FCC radiation exposure limits set forth for an uncontrolled environment .The device has been evaluated to meet general RF exposure requirement.
The device can be used in portable exposure condition without restriction.