鑫华邦　MT15　WIFI2.4G/5.8G 天线规格承认书
Product Specifications for Approval

物料编号：WF2990B-A158R-A

客户名称:鑫华邦　　机型：MT15

天线频段：WIFI2.4G/5.8G

版本：R-A　　制作日期：　2022-07-29

顺达成科技有限公司研发			
结构：	陈巍	射频：	杨永辉
审核：	曾力文	批准：	陈华明
客户确认			
客户审核：		客户批准：	

公司地址:深圳市宝安区福永镇重庆路新福工业园 B5 栋 4 楼
Address: 4th Floor, Building B5, Xinfu Industrial Park, Zhongqing Road, Fuyong Town, Bao 'an District, Shenzhen

电话:0755-27211658　　传真:0755-29485750

Manufacturer : Shun Reach technology Co., LTD
Manufacturer Address：4th Floor, Building B5, Xinfu Industrial Park, Zhongqing Road, Fuyong Town, Bao 'an District, Shenzhen

Customer Drawing

RoHS Compliant

独家研发 仿冒必究

REV	DATE	DESCRIPTION	ECN NO.	NAME
A	21.12.14	NEW RELEASE		MISS LUO

P11 SERIES 2.4G FPC Antenna(Up side)

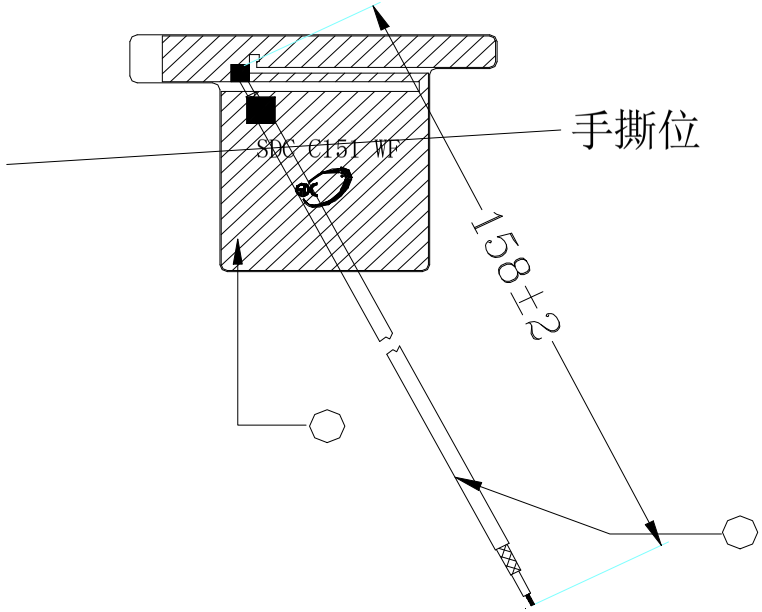

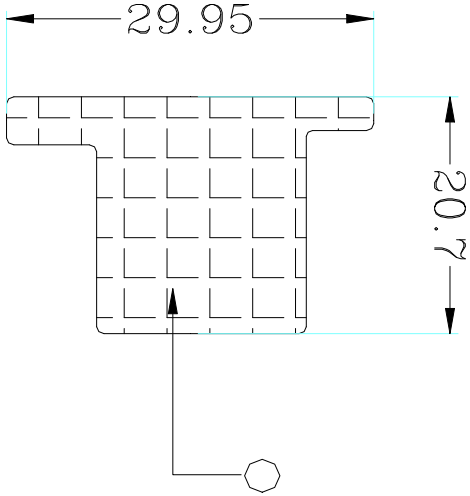

NO.	ITEM	DESCRIPTION	QTY
5.			
4.	Conductive cloth		
3.	GAF-Y196008	3M Size:29.95*20.7mm	1
2.	GM0160-01000011-01	FR,T:0.18mm,Size:29.95*20.7mm	1
1.	GMINI-178B01D11SX	OD:1.13mm Coaxial Cable, FEP Crey Jacket L=158mm	1

深圳市顺达成科技有限公司
SHEN DA CHENG ELECTRONICS CO., LTD

PART NO.: WF2990B-A158R-A

TITLE: 2.4G FPC Antenna(Up side)

DRAWN BY	SHINEY HEO	DRAWING NO.	
CHECKED BY		DRAWING SIZE	A4
APPROVED BY		UNIT	mm
SORTING NO.	SDC	PAGE	1 OF 1

ARTICLE: 044032 V4

顺达成科技有限公司

1. Project information and Electrical Specification

Those specifications were specially defined for 鑫华邦 MT15 ，***WiFi2.4G/5.8G,****and all characteristics were measured under the model's handset testing jig .*

1-1 Antenna picture

1-2 Frequency Band:

Frequency Band	MHz
WIFI2.4G/5.8G	2400-5800（MHz）

1-3 Impedance matching

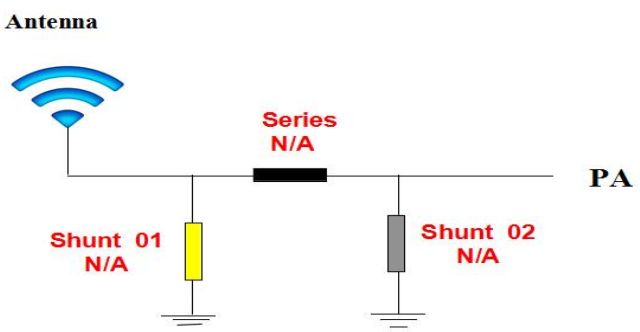

天线原匹配无更改

2.VSWR

Measuring Method:

1. A 50 Ω coaxial cable is connected to the antenna. Then this cable is connected to a network analyzer to measure the VSWR,

2. Keeping this jig away from metal at least 20cm.

VSWR parameter values

顺达成科技

S11 Parameter-VSWR

WIFI 主天线：

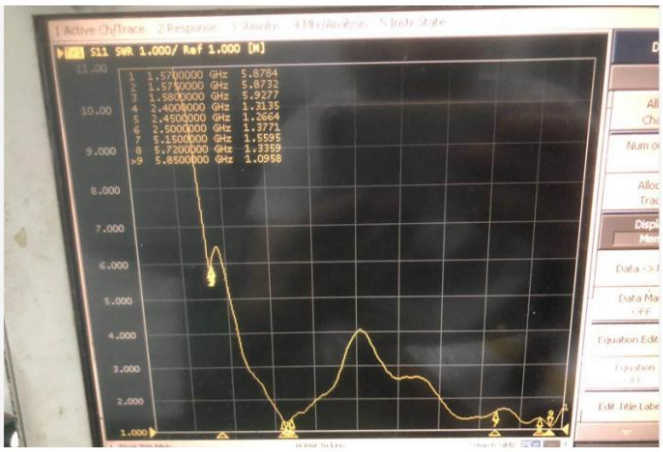

Frequency(MHz)	2400	2450	2500	5150	5720	5850
VSWR	1.31	1.26	1.37	1.55	1.33	1.09

5

3. Efficiency and Gain

***measuring and test instruments:**

微波暗室，Agilent 网络分析仪，Agilent 频谱分析仪，8960 综合测试仪，标准天线

***test method:**

equipment 以 H 面放于转台中心位置固定，与喇叭天线中心位置在同一个水平线上。

Efficiency/Gain-WIFI

Frequency (MHz)	Efficiency (%)	Peak GAIN (dBi)
2400	44.38	1.49
2450	43.96	1.42
2500	44.52	1.5
5150	42.12	1.37
5700	41.85	1.28
5850	40.08	1.24

2.4G	802.11b, (2.4G)11M		
Channel	CH1	CH6	CH12
TRP	12.52	12.37	11.39
TIS	-75,86	-75.56	-75.96
5.8G	802.11a, (5.8G)54M		
Channel	CH36	CH60	CH161
TRP	9.28	9.41	8.16
TIS	-66.35	-66.23	-66.09

4. The production index

天线量产时，以驻波比作为量产测试标准。

根据项目本身的差异,给出如下标准：

频率	量产标准
WIFI2.4G/5.8G	VSWR（量产产品）<VSWR(设计样品)+/-0.5

5. 天线位置图







主板红色标记导电海绵接地。天线底下贴泡棉

WIFI 天线 位置图

6.Radiation Patterns

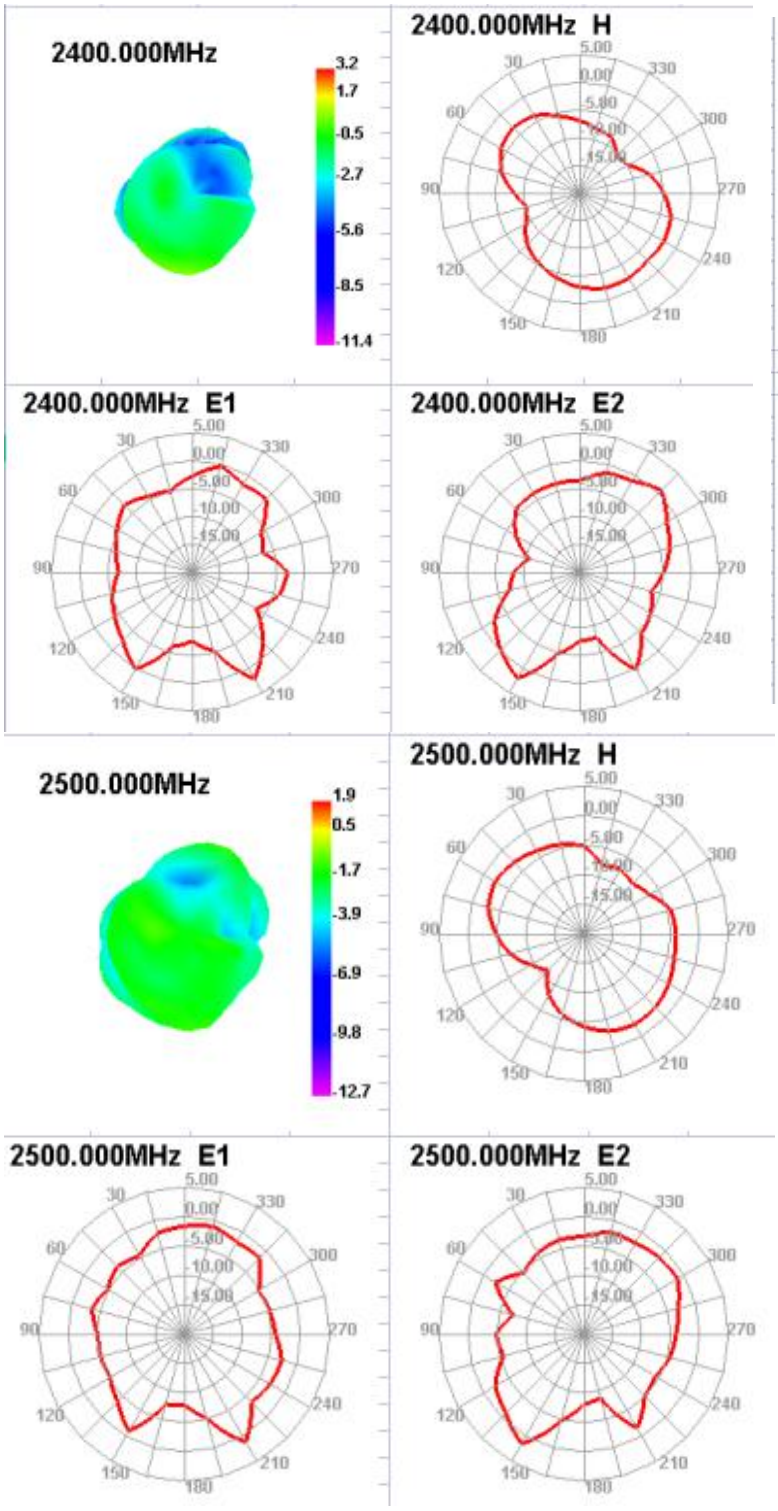

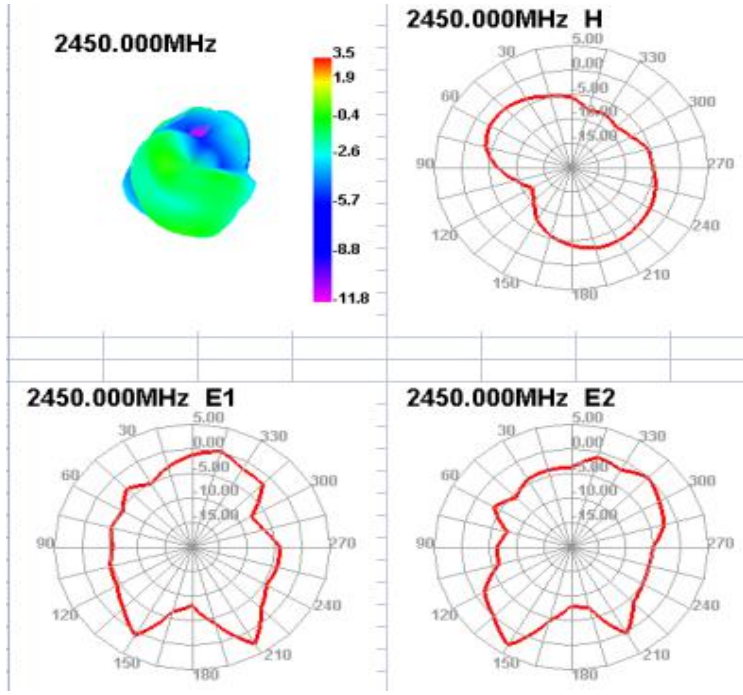

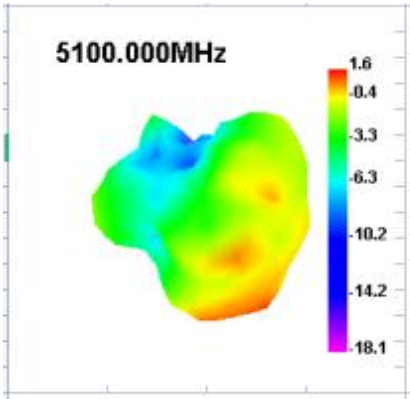
5100.000MHz
1.6
-0.4
-3.3
-6.3
-10.2
-14.2
-18.1

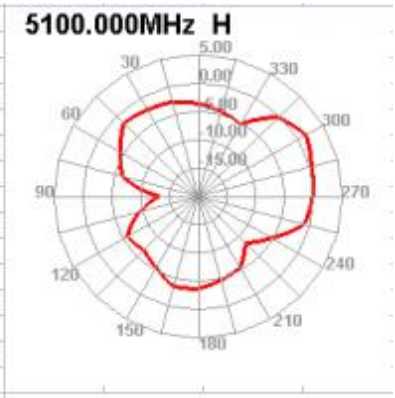
5100.000MHz H

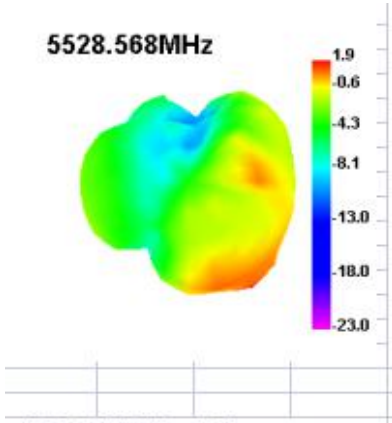
5528.568MHz
1.9
-0.6
-4.3
-8.1
-13.0
-18.0
-23.0

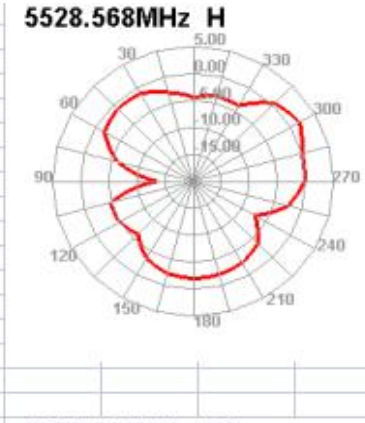
5528.568MHz H

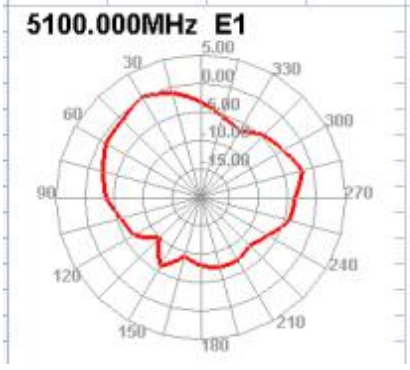
5100.000MHz E1

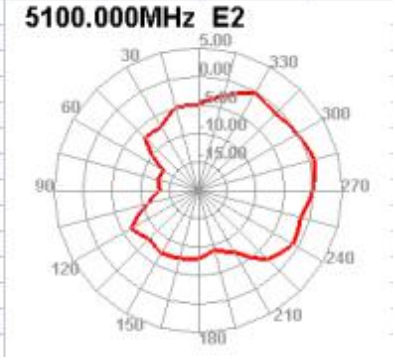
5100.000MHz E2

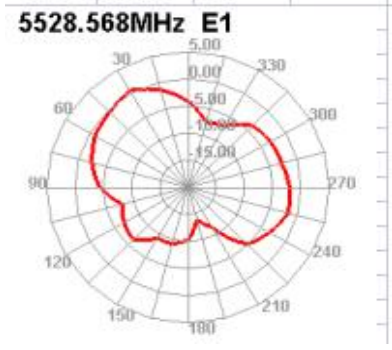
5528.568MHz E1

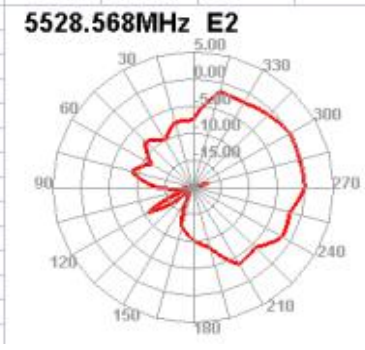
5528.568MHz E2

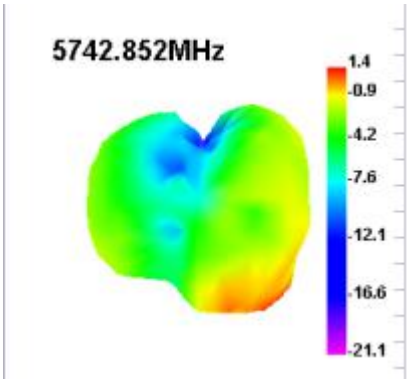
5742.852MHz
1.4
-0.9
-4.2
-7.6
-12.1
-16.6
-21.1

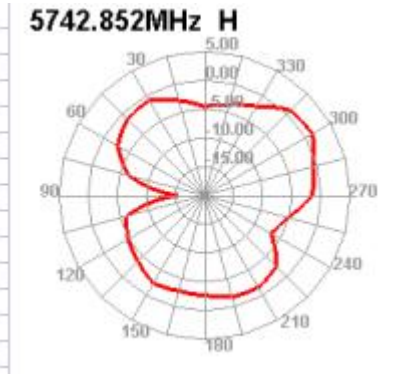
5742.852MHz H

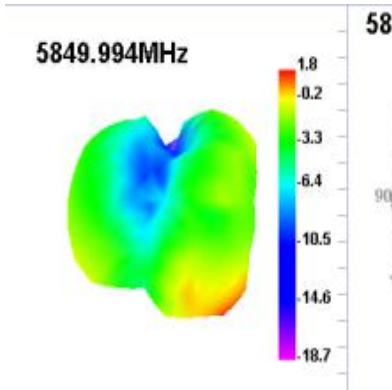
5849.994MHz
1.8
-0.2
-3.3
-6.4
-10.5
-14.6
-18.7

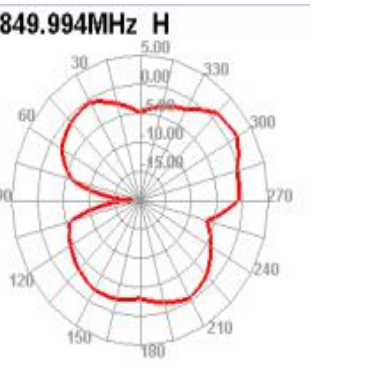
5849.994MHz H

5742.852MHz E1

5742.852MHz E2

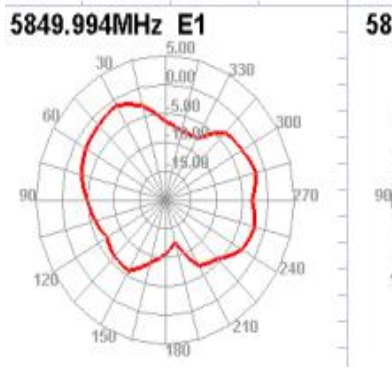
5849.994MHz E1

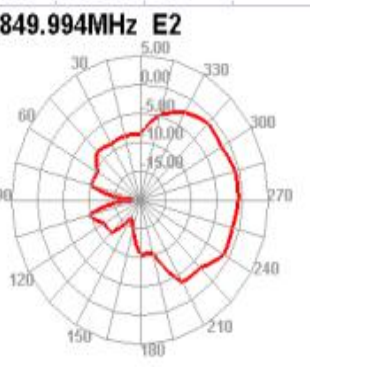
5849.994MHz E2