Annex 4: Test setup photographs 24-1-0047701T001-TR1-A103-R01

Number of pages:	7	**Date of Report:**	2024-Jul-26
Testing company:	cetecom advanced GmbH Untertuerkheimer Str. 6-10 66117 Saarbruecken GERMANY	**Applicant:**	RAFI GmbH & Co. KG
Product: **Model:**	**BLE low energy MCU** **Assembly Bluetooth Modul**		
FCC ID:	2BESPSCU101916	**IC:**	32248-101916SCUNA
Testing has been carried out in accordance with:	FCC Regulations Title 47 CFR, Chapter I Subpart C Intentional Radiators § 15.247 Operation within the bands 2400-2483.5 MHz ISED-Regulations Radio Standards Specification RSS-Gen, Issue 5 General Requirements for Compliance of Radio Apparatus RSS-247, Issue 3 Digital Transmission Systems (DTSs)		

The test results relate only to the individual items which have been tested. This report shall not be reproduced in parts without the written approval of the testing laboratory © Copyright: All rights reserved by cetecom advanced GmbH

Test set up photographs (EUT/DUT)

Photograph 1: EUT setup conducted measurement, close up view



Photograph 2: EUT setup conducted measurement, overview



Photograph 3: EUT test setup in the fully anechoic chamber, close up view_EUT elevation 0°

Photograph 4: EUT test setup in the fully anechoic chamber, overview_EUT elevation 0°



Photograph 5: EUT test setup in the fully anechoic chamber, close up view_EUT elevation 90°



Photograph 6: EUT test setup in the fully anechoic chamber, overview_EUT elevation 90°

Photograph 7: EUT test setup in the fully anechoic chamber 2, overview_EUT elevation 90°



Photograph 8: EUT test setup in the semi anechoic chamber, close up view_EUT elevation 0°



Photograph 9: EUT test setup in the semi anechoic chamber, overview_EUT elevation 0°



Photograph 10: EUT test setup in the semi anechoic chamber, close up view_EUT elevation 90°

Photograph 11: EUT test setup in the semi anechoic chamber, overview_EUT elevation 90°

End Of Annex 4