HOTMAY **HOTMAY BS1**

INSIDE

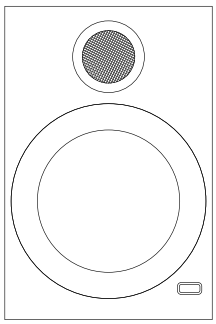

LEFT SPEAKER

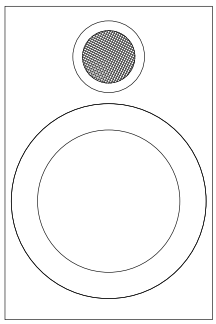

RIGHT SPEAKER



User Manual

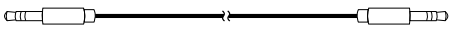

3.5mm AUX Cable

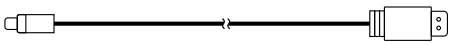

USB Audio Cable

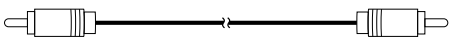

Speaker Wire

Main Power Cord

Note: Images are for reference only. Please refer to the actual product for accuracy.

SPEAKER FUNCTIONS

- Left Speaker Back Panel

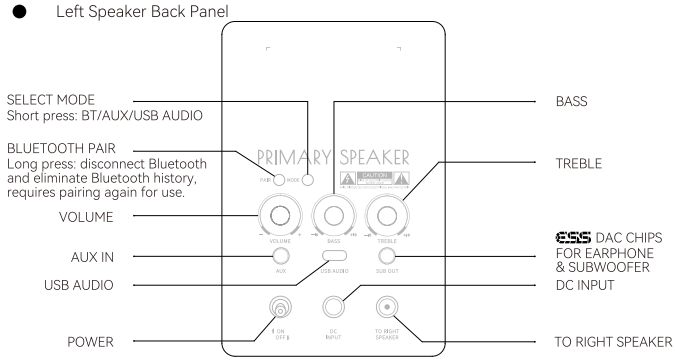

OPERATION INSTRUCTIONS

- Bluetooth Input

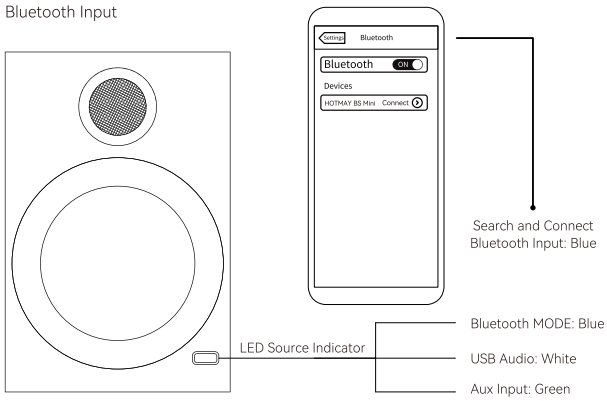

1, The speaker defaults to Bluetooth mode for the initial starting up. In non-Bluetooth mode, short press "PAIR" button on the back of the speaker, activate your device's Bluetooth and search for "HOTMAY BS Mini" and select. When the speaker is in Bluetooth pairing status, the blue light will keep flashing. When the speaker is connected to a device, the blue light will be constantly on.
2, Disconnect Bluetooth: long press the "PAIR" button on the back of the speaker.

Specification parameters

Frequency response	60Hz - 25kHz
Signal-to-noise	100dB
P-P	100W
Tweeter	10W 1"
Woofer	40W 4"
Height/Width/Depth	≈156mm/98mm/142mm
Color	Black & White
Voltage	DC 24V⎓2.5A
Output	SUB OUT
Input	• Bluetooth 5.3
	• USB AUDIO
	• AUX

Bluetooth support: SBC/AAC/APTX/APTX HD

Qualcomm® aptX™ HD

OPERATION INSTRUCTIONS

- USB Audio Input

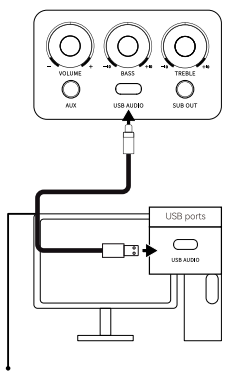

After the speaker is turned on, short press Mode control button on the back of the speaker. In USB audio mode, white light will be constantly on. Connect the USB cable to computer, go to computer's setting, select "HOTMAY BS Mini".

Detailed Seller Information
Business Name: shenzhenshizhaozhaochuangxin Co.Ltd.
Business Address:
Room 8811, No. 82 Wangcheng Road,
Yucui Community, Longhua Street, Longhua District
Shenzhen
Guangdong
518110
CN

2023.08.29

FCC Caution.

This device complies with part 15 of the FCC Rules. Operation is subject to the following two conditions:
(1) This device may not cause harmful interference, and
(2) this device must accept any interference received, including interference that may cause undesired operation.

Any Changes or modifications not expressly approved by the party responsible for compliance could void the user's authority to operate the equipment.

Note: This equipment has been tested and found to comply with the limits for a Class B digital device, pursuant to part 15 of the FCC Rules. These limits are designed to provide reasonable protection against harmful interference in a residential installation. This equipment generates uses and can radiate radio frequency energy and, if not installed and used in accordance with the instructions, may cause harmful interference to radio communications. However, there is no guarantee that interference will not occur in a particular installation. If this equipment does cause harmful interference to radio or television reception, which can be determined by turning the equipment off and on, the user is encouraged to try to correct the interference by one or more of the following measures:
-Reorient or relocate the receiving antenna.
-Increase the separation between the equipment and receiver.
-Connect the equipment into an outlet on a circuit different from that to which the receiver is connected.
-Consult the dealer or an experienced radio/TV technician for help.

This equipment complies with FCC radiation exposure limits set forth for an uncontrolled environment. This equipment should be installed and operated with minimum distance 20cm between the radiator & your body.