Appendix A3: Min emission bandwidth

Test Result

Test Mode	Antenna	Channel	6dB EBW [MHz]	FL[MHz]	FH[MHz]	Limit[MHz]	Verdict
11A	Ant1	5745	15.440	5737.080	5752.520	0.5	PASS
		5785	15.320	5777.400	5792.720	0.5	PASS
		5825	15.080	5817.440	5832.520	0.5	PASS
11N20SISO	Ant1	5745	15.080	5737.440	5752.520	0.5	PASS
		5785	15.480	5777.400	5792.880	0.5	PASS
		5825	15.440	5817.400	5832.840	0.5	PASS
11N40SISO	Ant1	5755	35.680	5737.080	5772.760	0.5	PASS
		5795	35.440	5777.080	5812.520	0.5	PASS
11AC20SISO	Ant1	5745	15.280	5737.240	5752.520	0.5	PASS
		5785	15.520	5777.200	5792.720	0.5	PASS
		5825	15.520	5817.200	5832.720	0.5	PASS
11AC40SISO	Ant1	5755	35.440	5737.080	5772.520	0.5	PASS
		5795	35.440	5777.080	5812.520	0.5	PASS
11AX20SISO	Ant1	5745	15.680	5736.960	5752.640	0.5	PASS
		5785	15.520	5777.120	5792.640	0.5	PASS
		5825	15.560	5817.080	5832.640	0.5	PASS
11AX40SISO	Ant1	5755	36.560	5736.280	5772.840	0.5	PASS
		5795	37.040	5776.440	5813.480	0.5	PASS

Test Graphs

11A_Ant1_5745

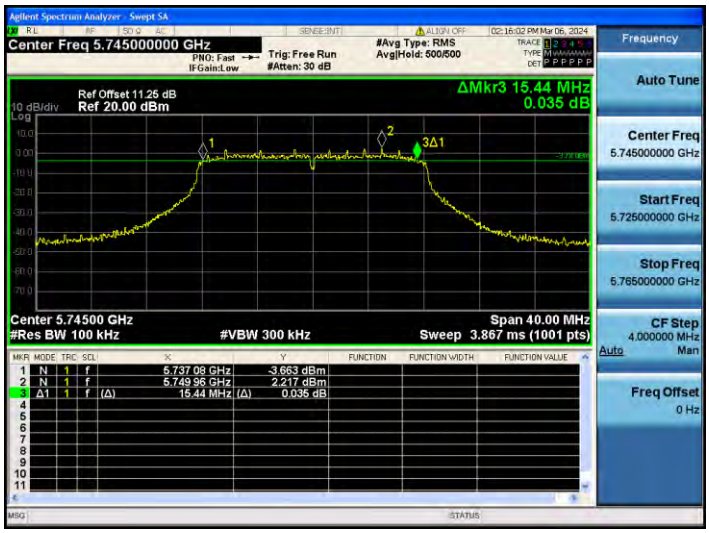

11A_Ant1_5785

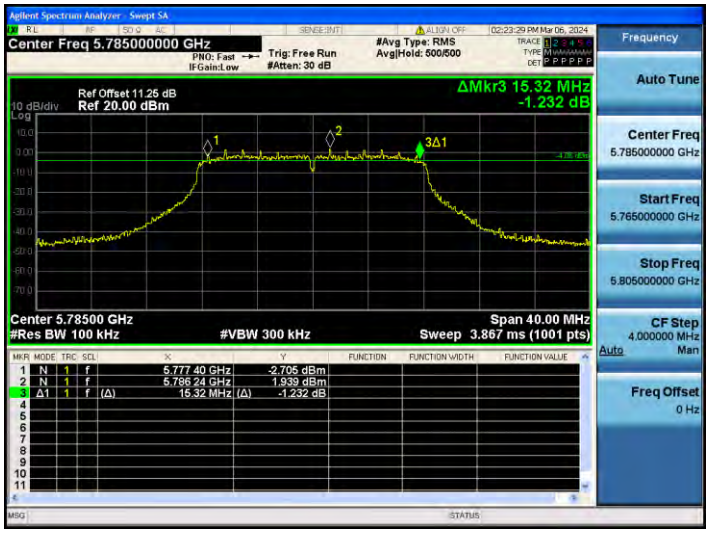

11A_Ant1_5825

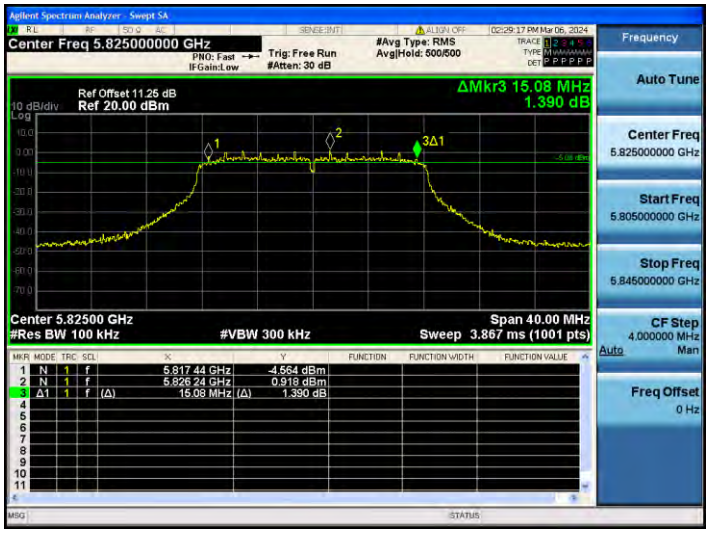

11N20SISO_Ant1_5745

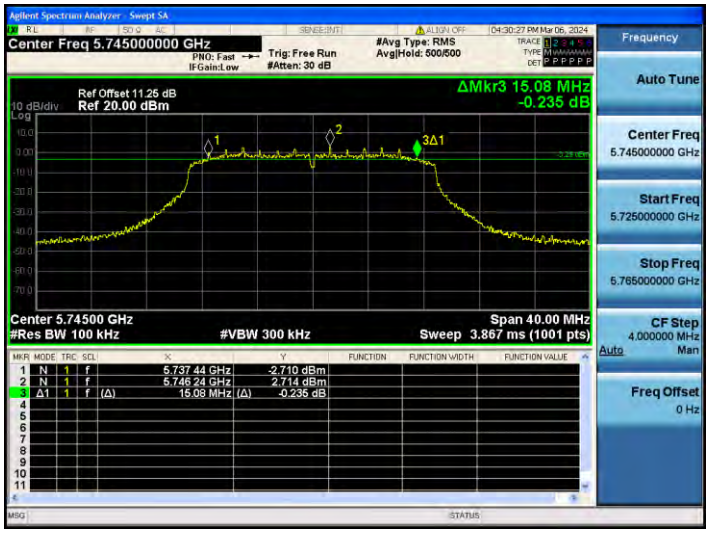

11N20SISO_Ant1_5785

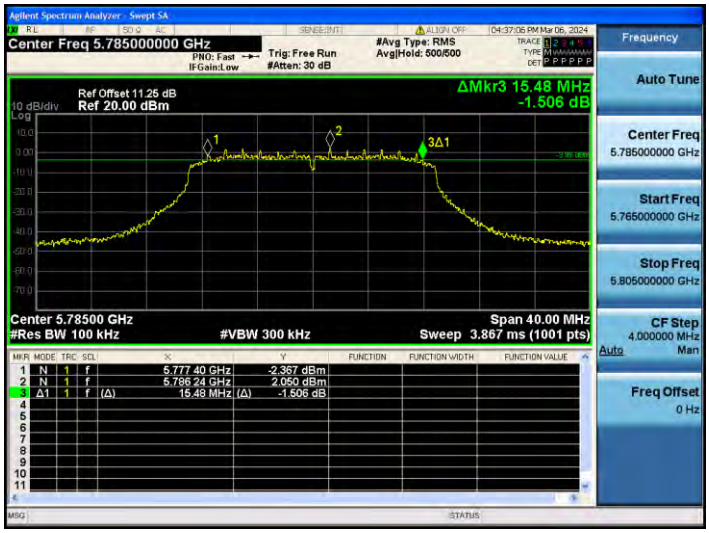

11N20SISO_Ant1_5825

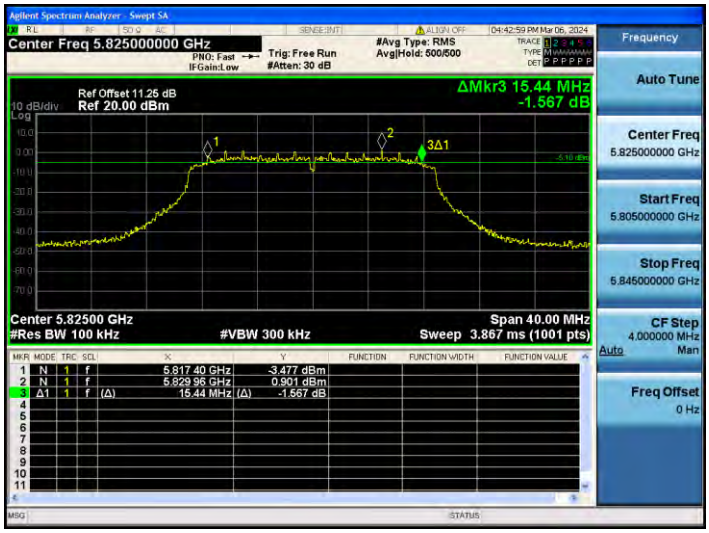

11N40SISO_Ant1_5755

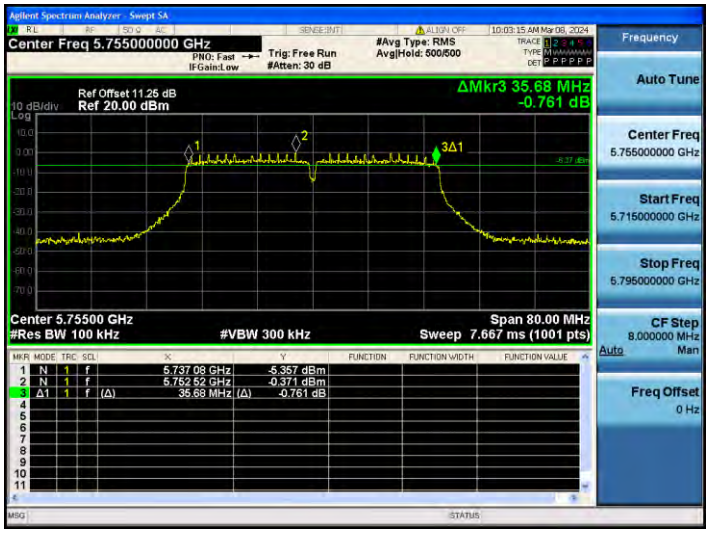

11N40SISO_Ant1_5795

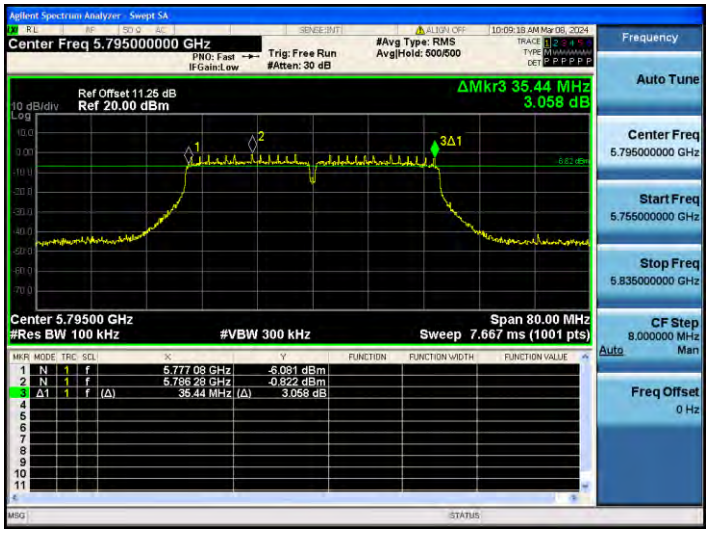

11AC20SISO_Ant1_5745

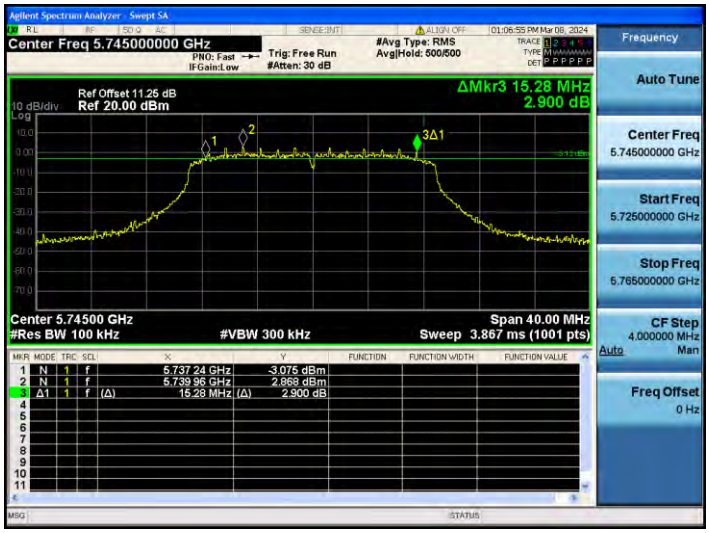

11AC20SISO_Ant1_5785

11AC20SISO_Ant1_5825

11AC40SISO_Ant1_5755

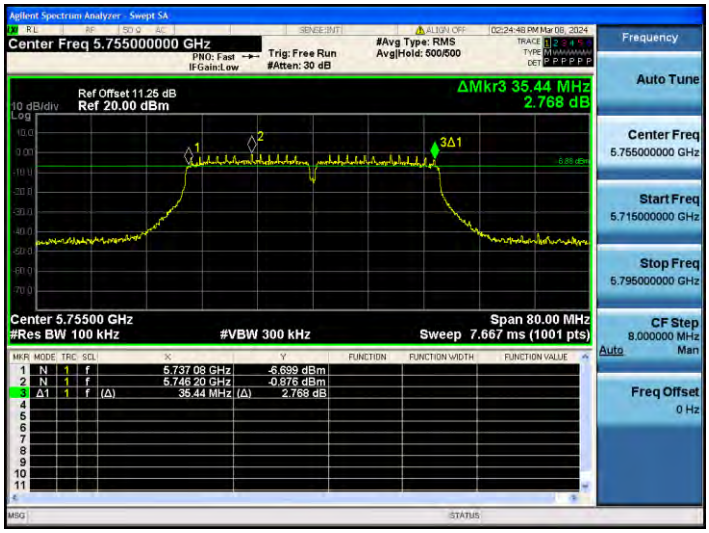

11AC40SISO_Ant1_5795

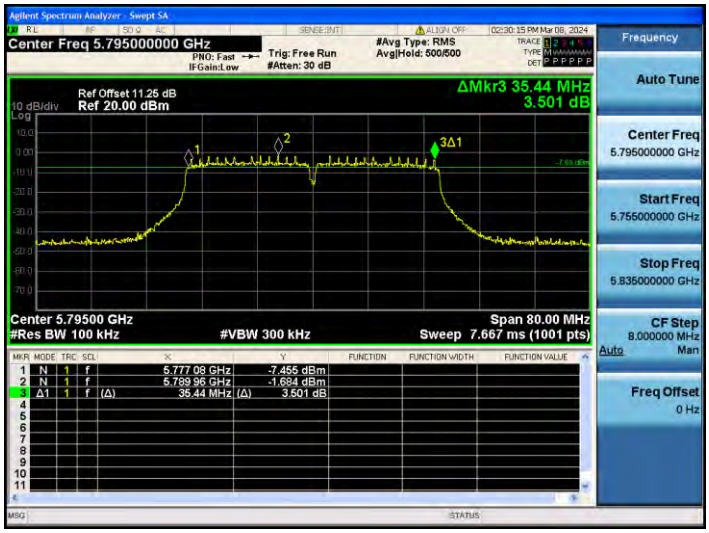

11AX20SISO_Ant1_5745

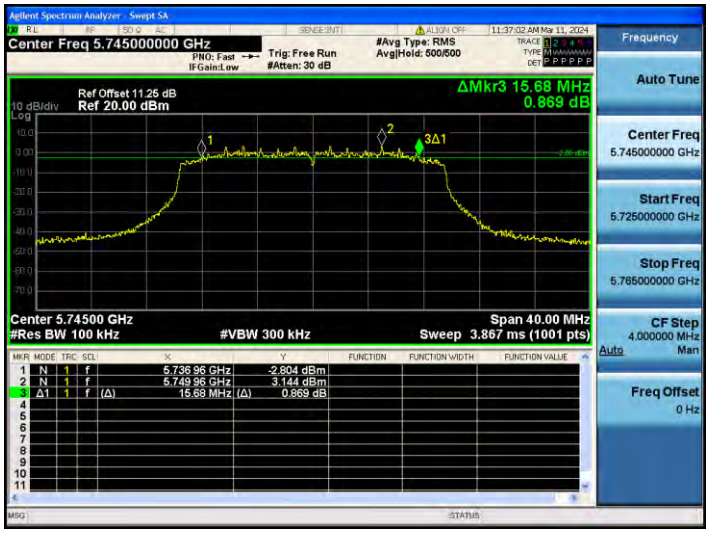

11AX20SISO_Ant1_5785

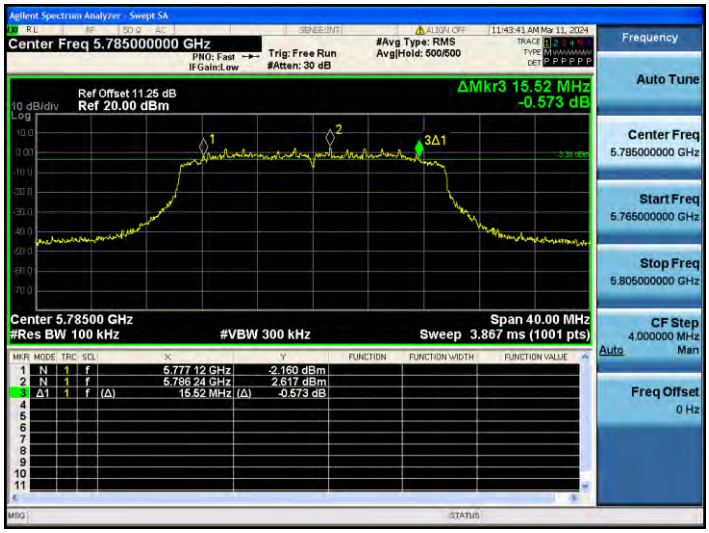

11AX20SISO_Ant1_5825

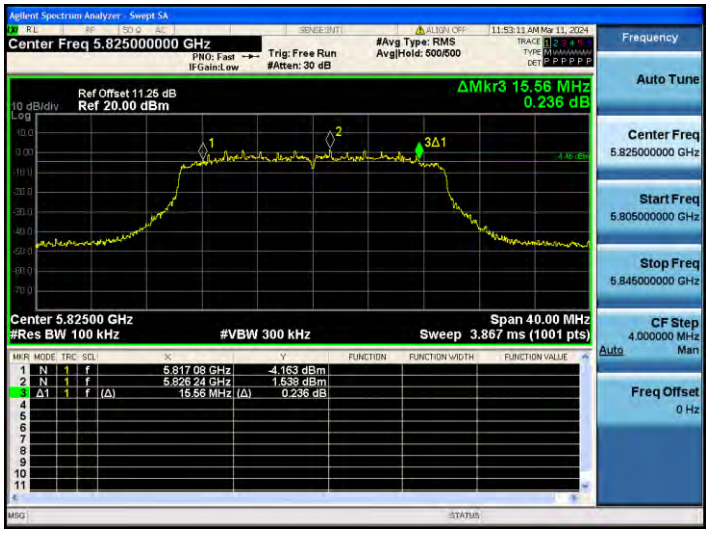

11AX40SISO_Ant1_5755

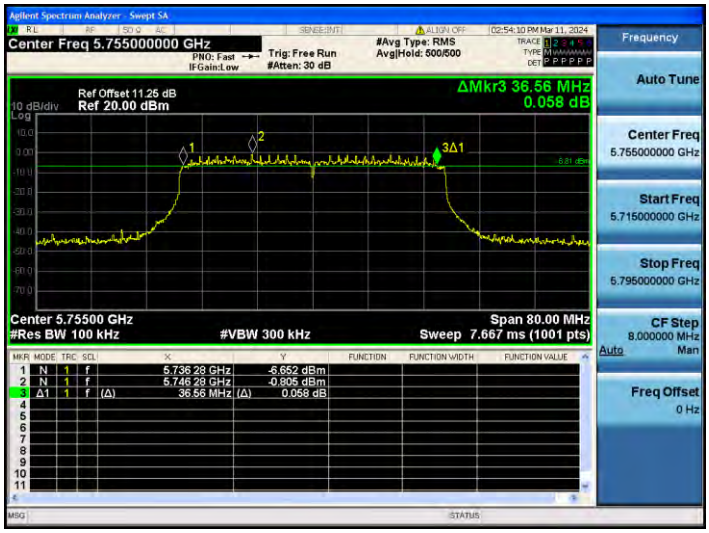

11AX40SISO_Ant1_5795

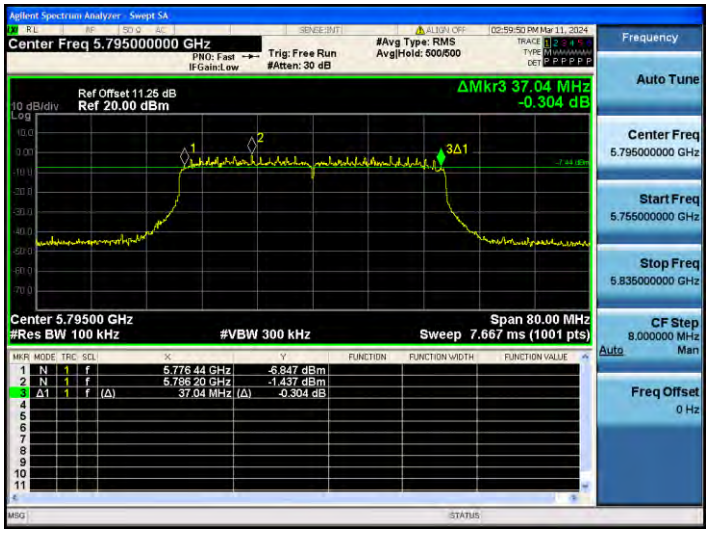

Appendix B: Maximum conducted output power

Test Result

Test Mode	Antenna	Channel	Level [dBm]	10Log(1/X) Factor [dB]	Power [dBm]	Limit [dBm]	Verdict
11A	Ant1	5180	13.95	0.27	14.22	≤23.98	PASS
		5220	13.62	0.17	13.79	≤23.98	PASS
		5240	13.73	0.25	13.98	≤23.98	PASS
		5260	13.85	0.29	14.14	≤23.98	PASS
		5300	14.21	0.33	14.54	≤23.98	PASS
		5320	13.44	0.37	13.81	≤23.98	PASS
		5500	16.90	0.37	17.27	≤23.98	PASS
		5580	16.38	0.45	16.83	≤23.98	PASS
		5700	14.51	0.33	14.84	≤23.98	PASS
		5745	13.38	0.27	13.65	≤30.00	PASS
		5785	12.69	0.29	12.98	≤30.00	PASS
		5825	11.68	0.41	12.09	≤30.00	PASS
11N20SISO	Ant1	5180	12.99	0.25	13.24	≤23.98	PASS
		5220	12.79	0.24	13.03	≤23.98	PASS
		5240	13.02	0.11	13.13	≤23.98	PASS
		5260	13.01	0.37	13.38	≤23.98	PASS
		5300	13.34	0.48	13.82	≤23.98	PASS
		5320	12.52	1.40	13.92	≤23.98	PASS
		5500	16.53	0.16	16.69	≤23.98	PASS
		5580	16.12	0.37	16.49	≤23.98	PASS
		5700	14.34	0.33	14.67	≤23.98	PASS
		5745	13.44	0.24	13.68	≤30.00	PASS
		5785	12.74	0.35	13.09	≤30.00	PASS
		5825	11.79	0.29	12.08	≤30.00	PASS
11N40SISO	Ant1	5190	14.38	0.61	14.99	≤23.98	PASS
		5230	12.91	0.18	13.09	≤23.98	PASS
		5270	13.97	0.52	14.49	≤23.98	PASS
		5310	14.02	0.68	14.70	≤23.98	PASS
		5510	17.37	0.56	17.93	≤23.98	PASS
		5550	17.31	0.32	17.63	≤23.98	PASS
		5670	15.16	0.53	15.69	≤23.98	PASS
		5755	13.82	0.27	14.09	≤30.00	PASS
		5795	13.24	0.57	13.81	≤30.00	PASS
11AC20SISO	Ant1	5180	15.68	0.22	15.90	≤23.98	PASS

		5220	14.15	0.13	14.28	≤23.98	PASS
		5240	14.29	0.16	14.45	≤23.98	PASS
		5260	14.25	0.18	14.43	≤23.98	PASS
		5300	14.30	0.09	14.39	≤23.98	PASS
		5320	13.63	0.27	13.90	≤23.98	PASS
		5500	17.09	0.24	17.33	≤23.98	PASS
		5580	16.60	0.37	16.97	≤23.98	PASS
		5700	14.67	0.39	15.06	≤23.98	PASS
		5745	13.52	0.33	13.85	≤30.00	PASS
		5785	12.93	0.33	13.26	≤30.00	PASS
		5825	11.91	0.24	12.15	≤30.00	PASS
11AC40SISO	Ant1	5190	14.89	0.84	15.73	≤23.98	PASS
		5230	13.15	0.65	13.80	≤23.98	PASS
		5270	13.60	0.40	14.00	≤23.98	PASS
		5310	13.57	0.68	14.25	≤23.98	PASS
		5510	16.95	0.61	17.56	≤23.98	PASS
		5550	16.93	0.88	17.81	≤23.98	PASS
		5670	14.72	0.65	15.37	≤23.98	PASS
		5755	13.25	0.48	13.73	≤30.00	PASS
		5795	12.61	0.40	13.01	≤30.00	PASS
11AX20SISO	Ant1	5180	15.23	0.26	15.49	≤23.98	PASS
		5220	13.31	0.26	13.57	≤23.98	PASS
		5240	13.35	0.32	13.67	≤23.98	PASS
		5260	13.25	0.32	13.57	≤23.98	PASS
		5300	13.90	0.48	14.38	≤23.98	PASS
		5320	13.28	0.45	13.73	≤23.98	PASS
		5500	17.23	0.48	17.71	≤23.98	PASS
		5580	14.65	0.37	15.02	≤23.98	PASS
		5700	12.79	0.35	13.14	≤23.98	PASS
		5745	13.68	0.35	14.03	≤30.00	PASS
		5785	13.02	0.42	13.44	≤30.00	PASS
		5825	11.94	0.12	12.06	≤30.00	PASS
11AX40SISO	Ant1	5190	14.72	0.80	15.52	≤23.98	PASS
		5230	13.29	0.70	13.99	≤23.98	PASS
		5270	13.46	1.22	14.68	≤23.98	PASS
		5310	12.75	0.60	13.35	≤23.98	PASS
		5510	16.90	0.65	17.55	≤23.98	PASS
		5550	16.44	1.03	17.47	≤23.98	PASS

		5670	14.58	0.28	14.86	≤23.98	PASS
		5755	13.02	0.28	13.30	≤30.00	PASS
		5795	12.18	0.79	12.97	≤30.00	PASS

Test Graphs

11A_Ant1_5180

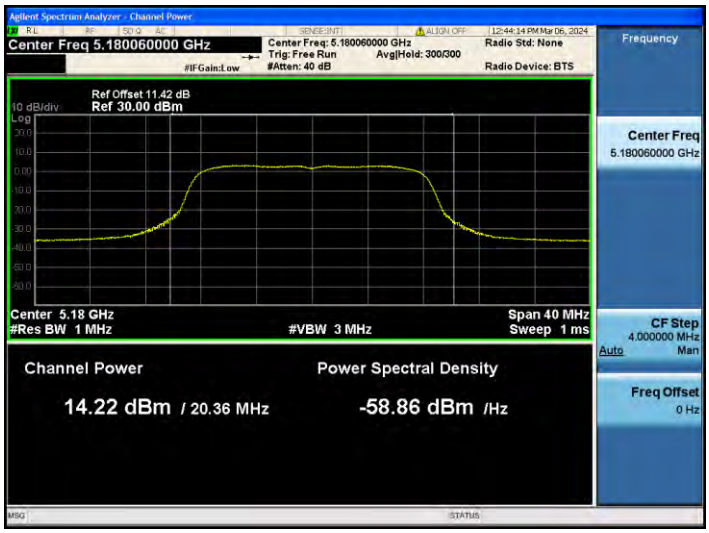

11A_Ant1_5220

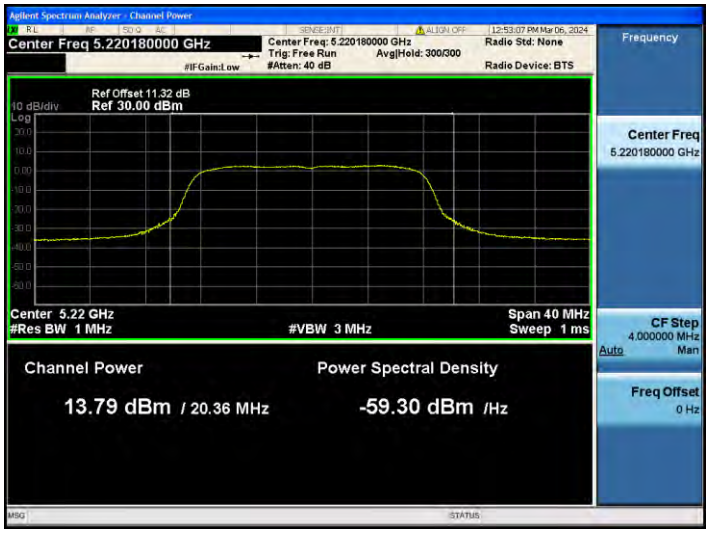

11A_Ant1_5240

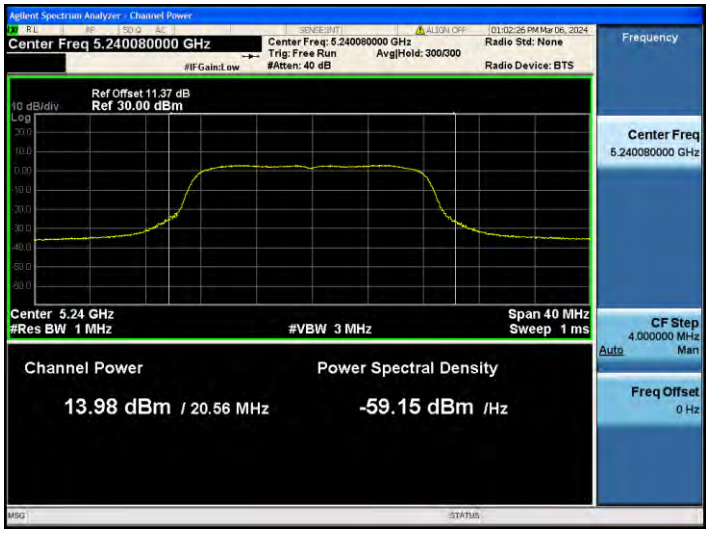

11A_Ant1_5260

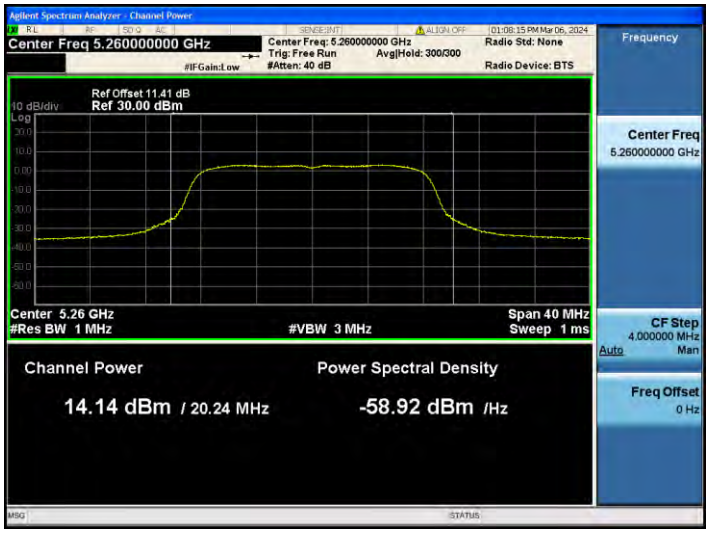

11A_Ant1_5300

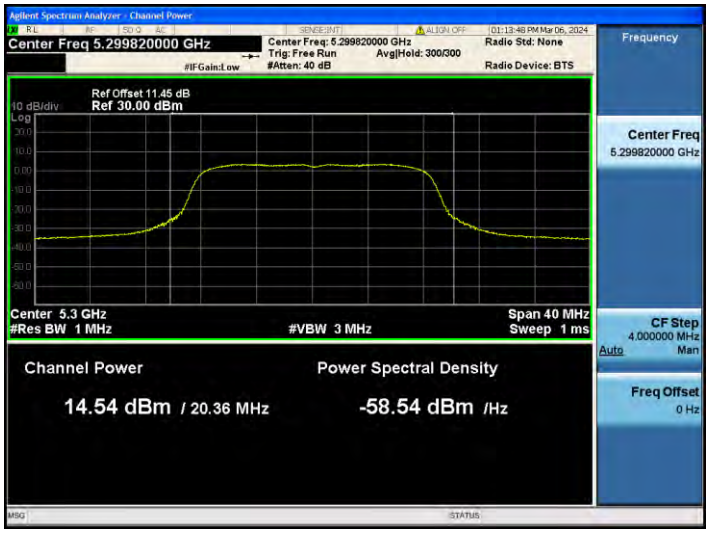

11A_Ant1_5320

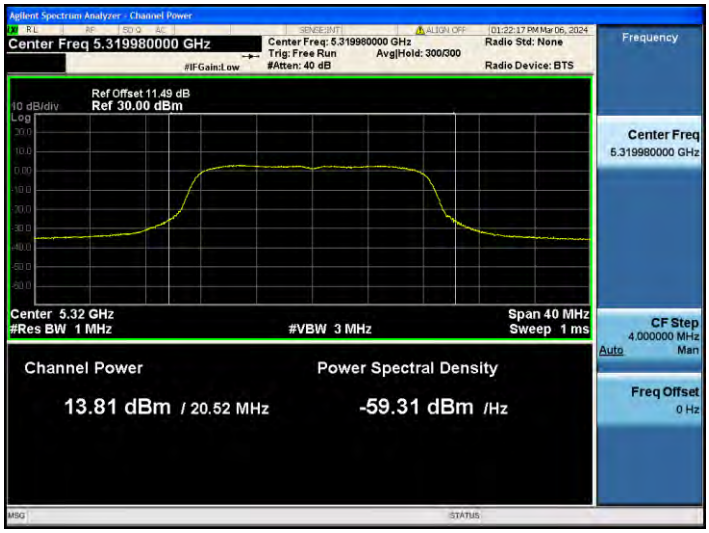

11A_Ant1_5500

11A_Ant1_5580

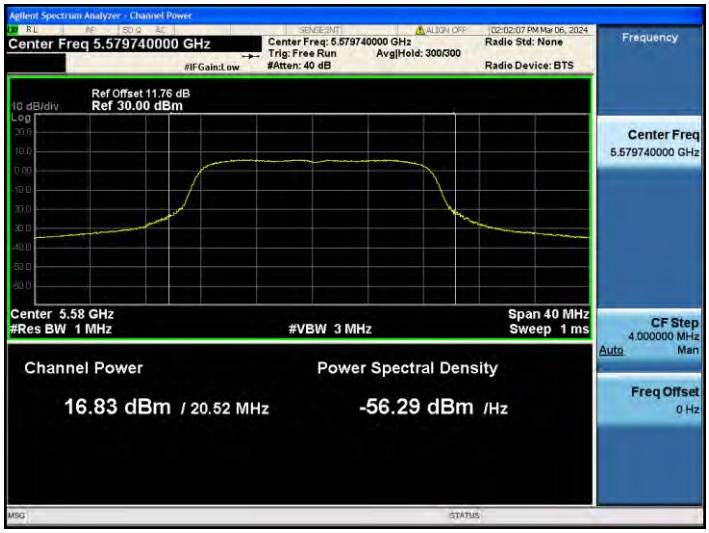

11A_Ant1_5700

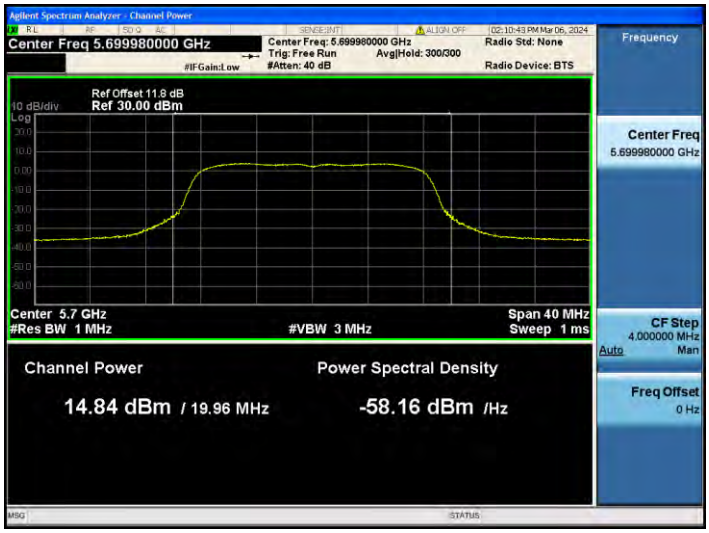

11A_Ant1_5745

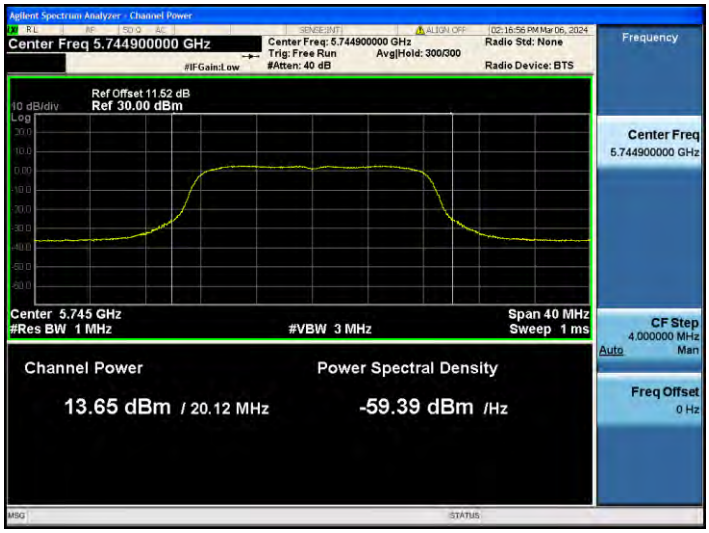

11A_Ant1_5785

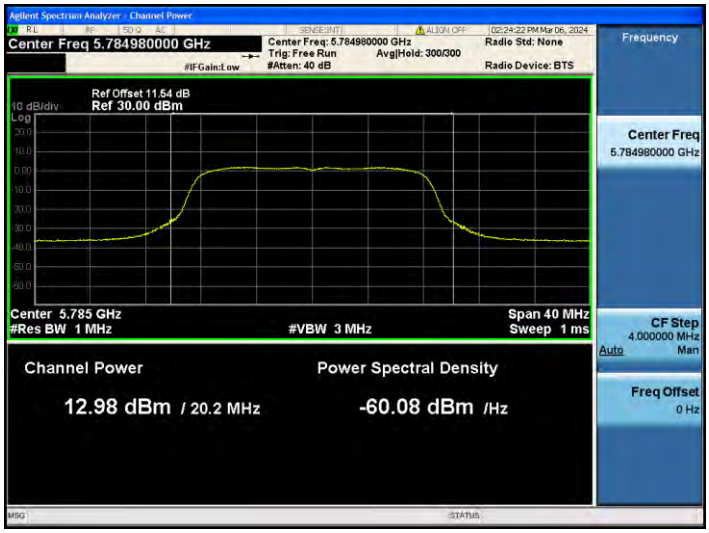

11A_Ant1_5825

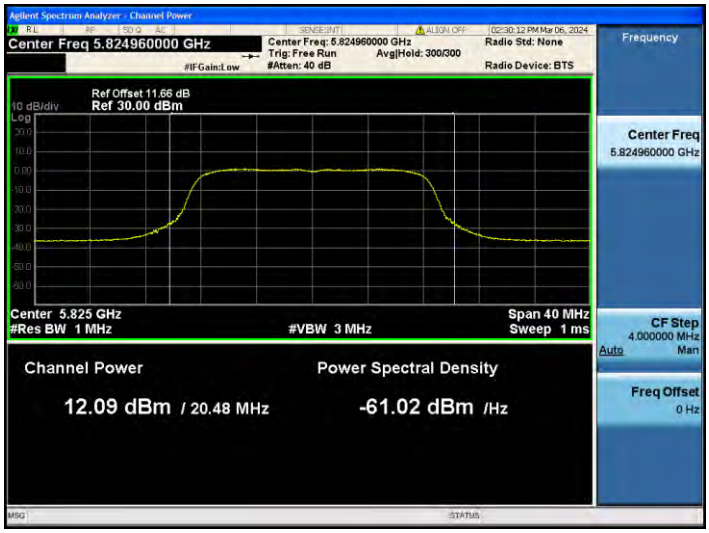

11N20SISO_Ant1_5180

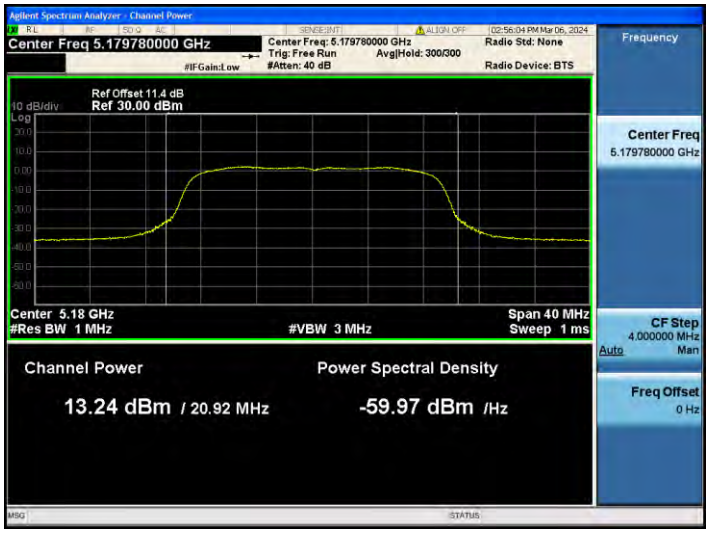

11N20SISO_Ant1_5220

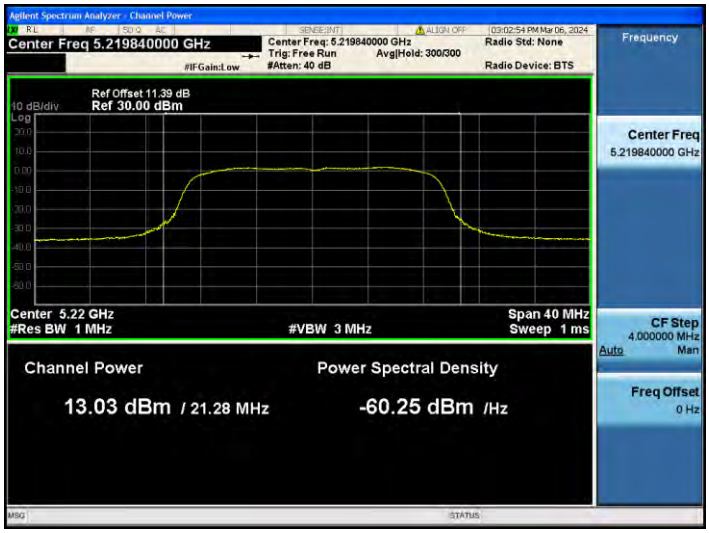

11N20SISO_Ant1_5240

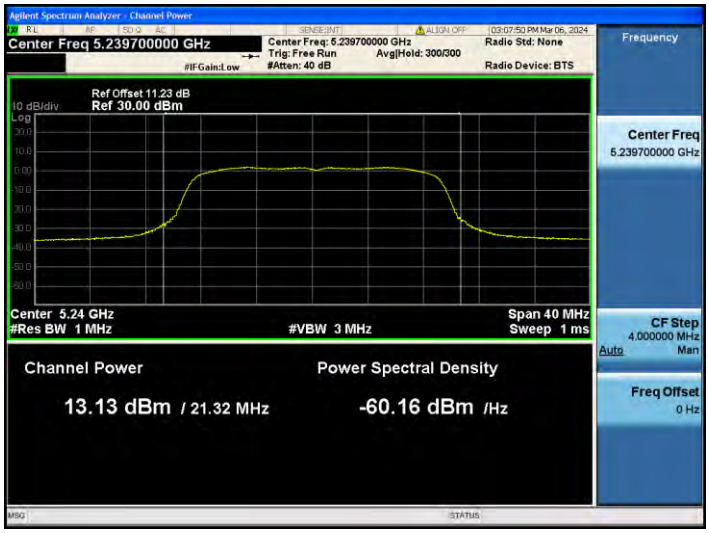

11N20SISO_Ant1_5260

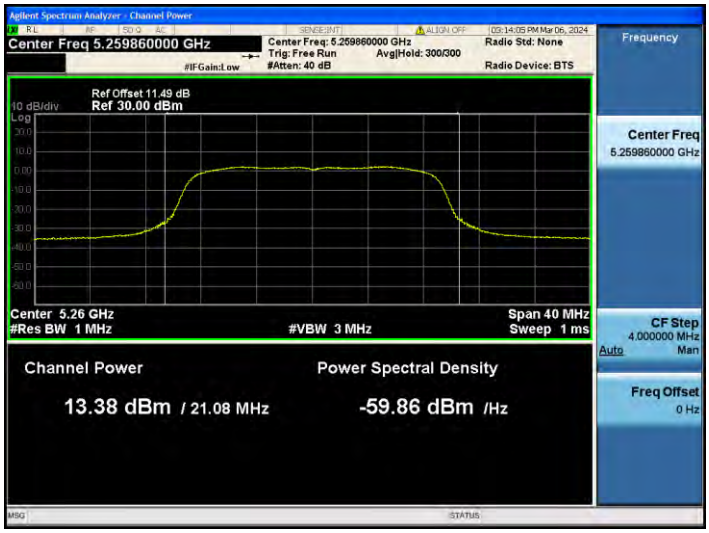

11N20SISO_Ant1_5300

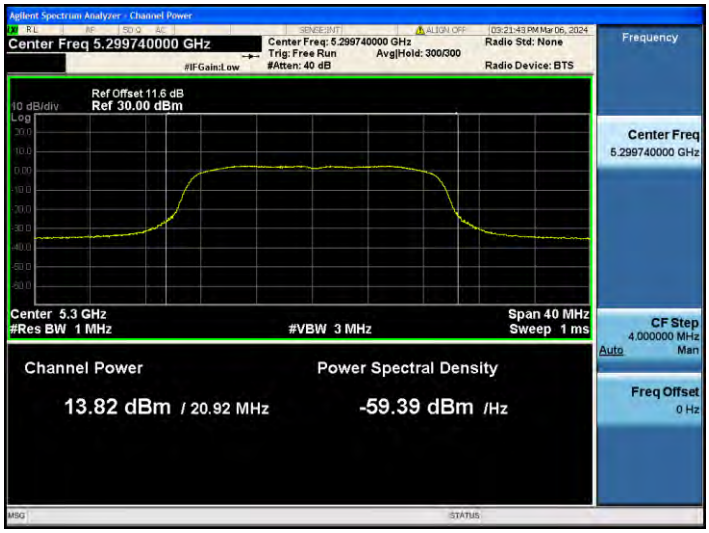

11N20SISO_Ant1_5320

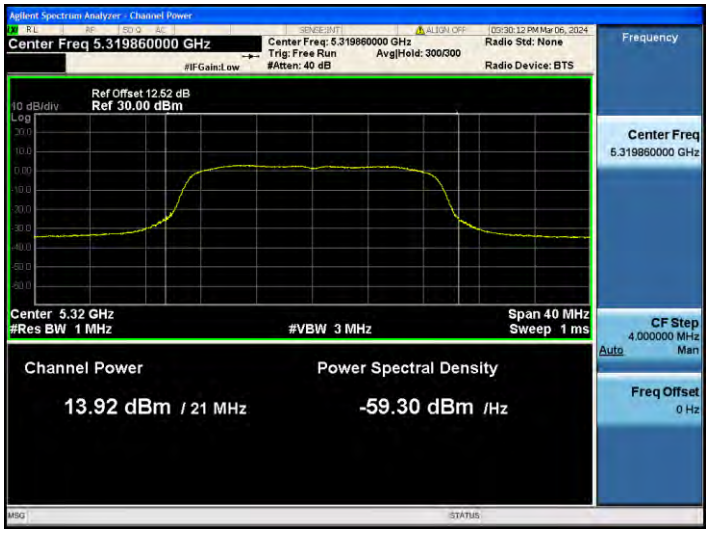

11N20SISO_Ant1_5500

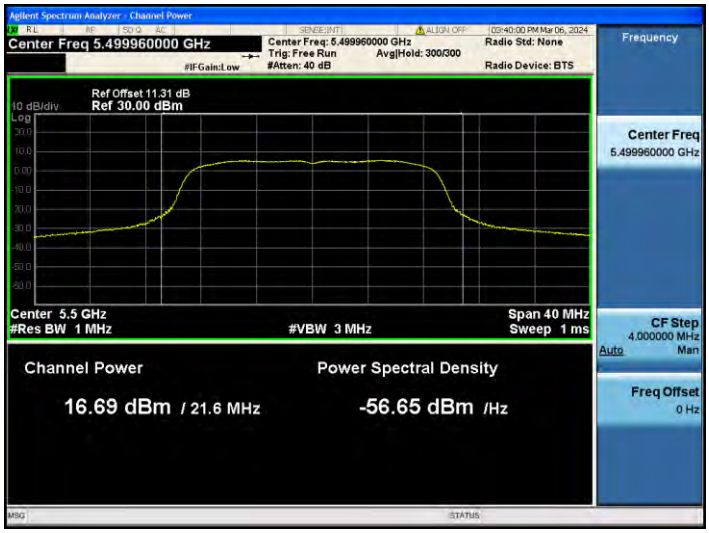

11N20SISO_Ant1_5580

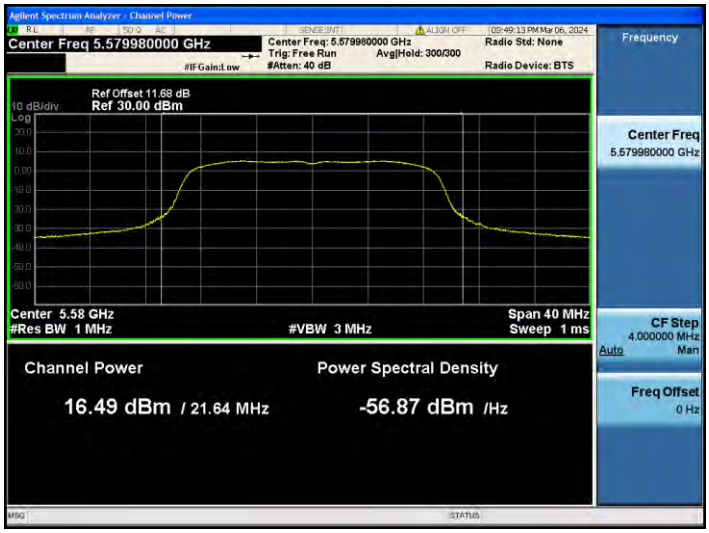

11N20SISO_Ant1_5700

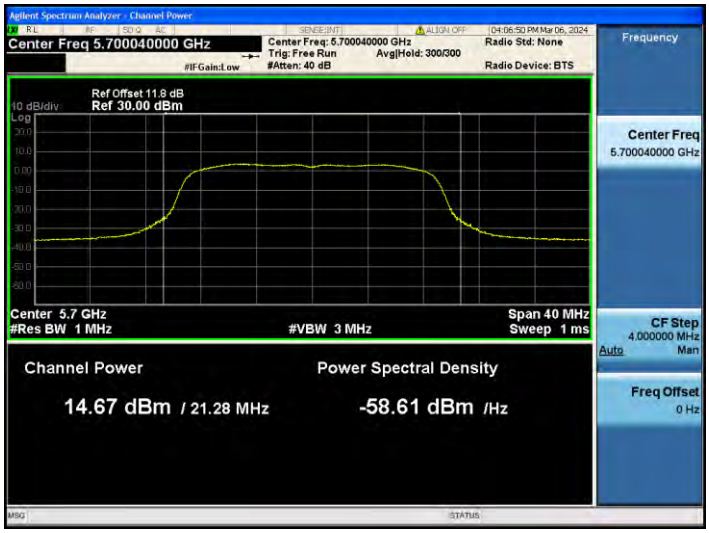

11N20SISO_Ant1_5745

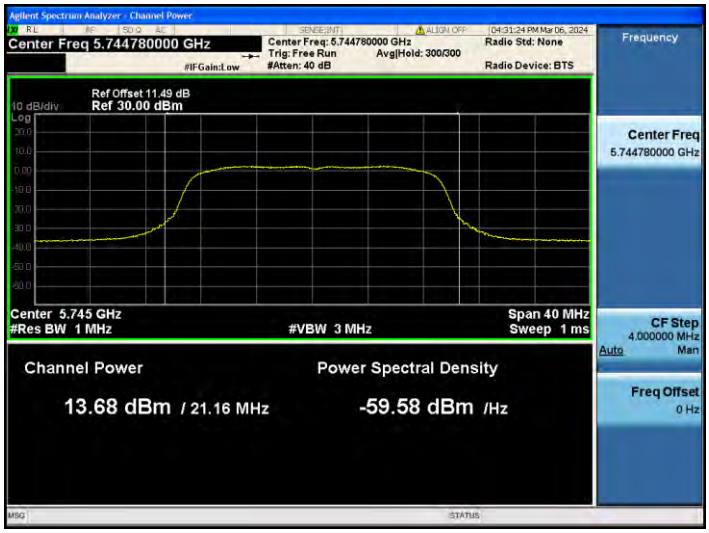

11N20SISO_Ant1_5785

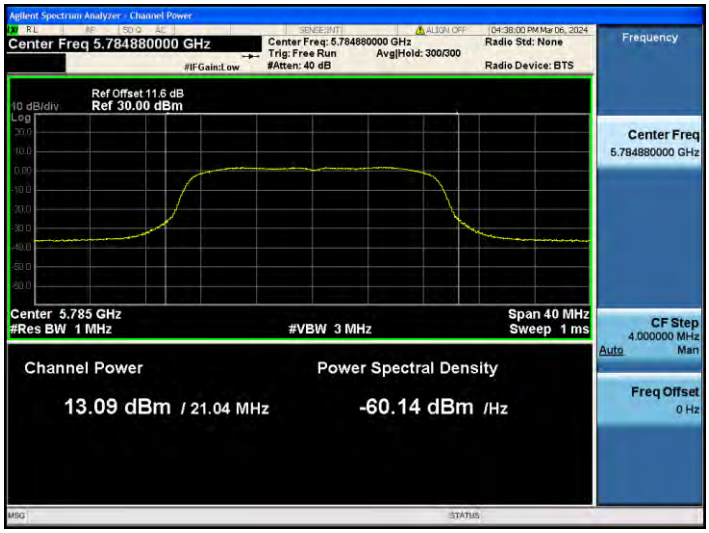

11N20SISO_Ant1_5825

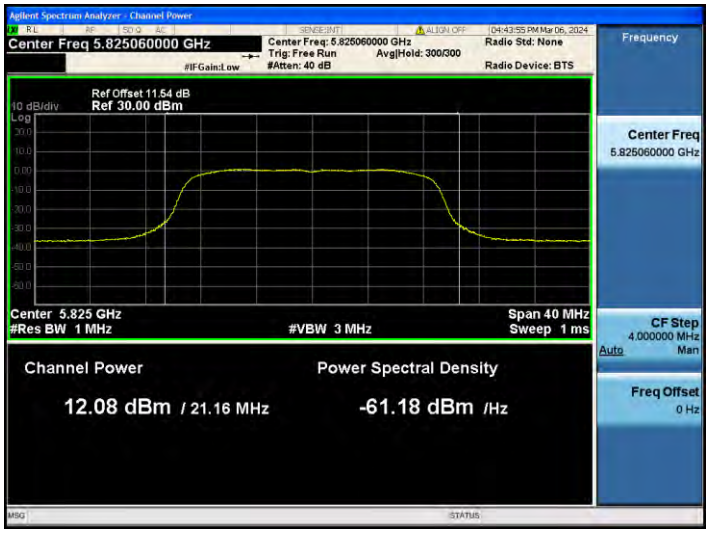

11N40SISO_Ant1_5190

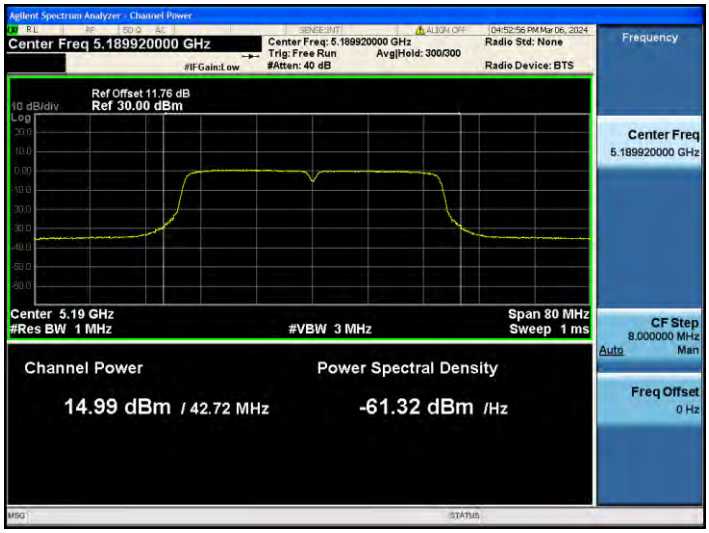

11N40SISO_Ant1_5230

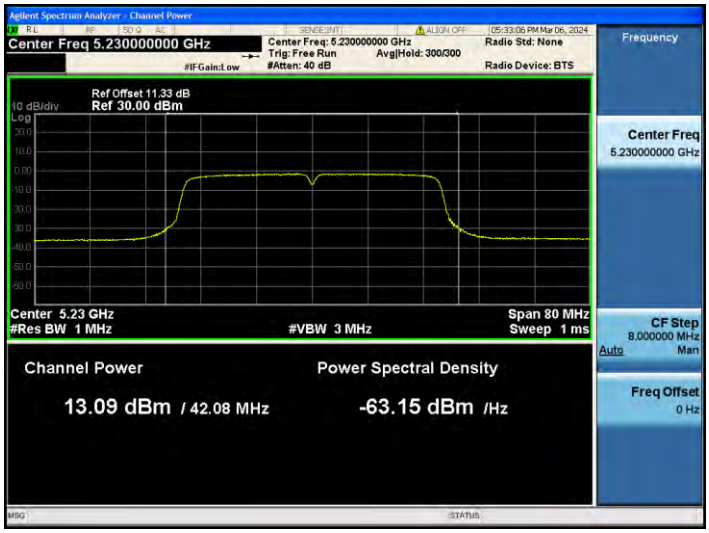

11N40SISO_Ant1_5270

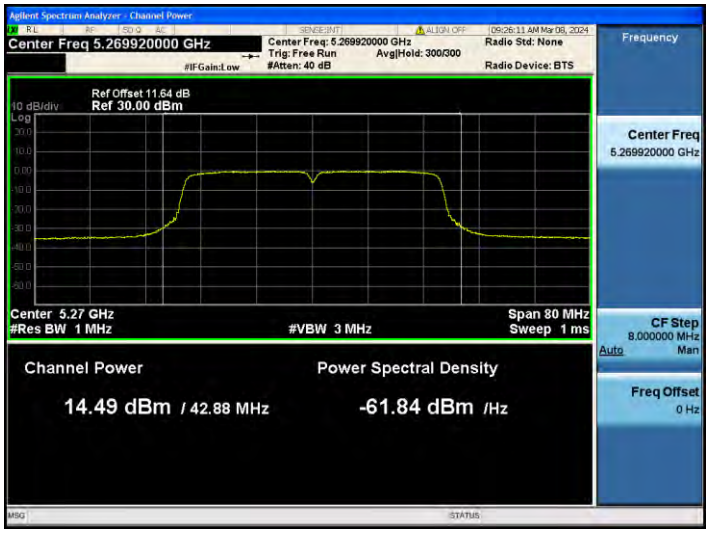

11N40SISO_Ant1_5310

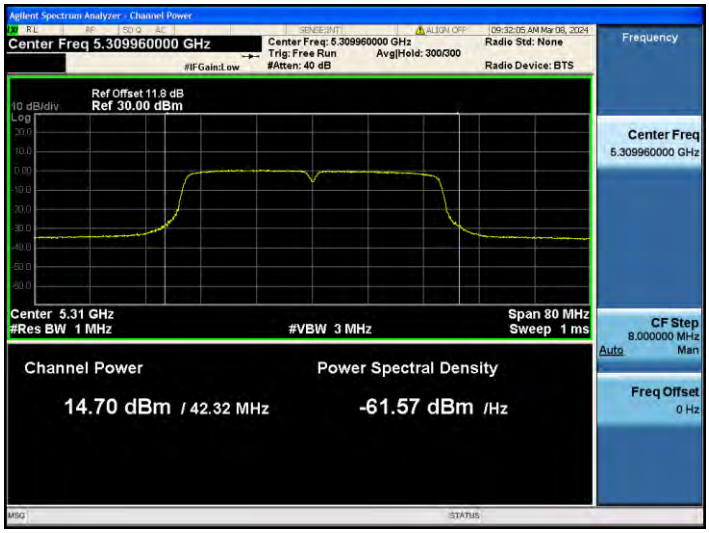

11N40SISO_Ant1_5510

11N40SISO_Ant1_5550

11N40SISO_Ant1_5670

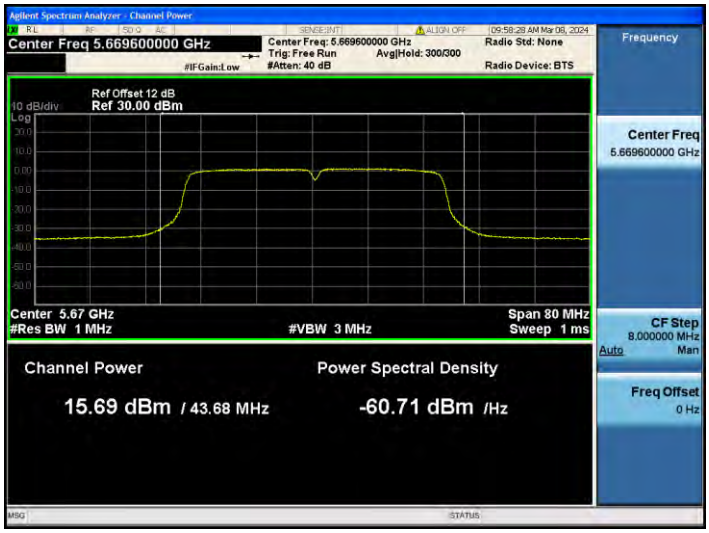

11N40SISO_Ant1_5755

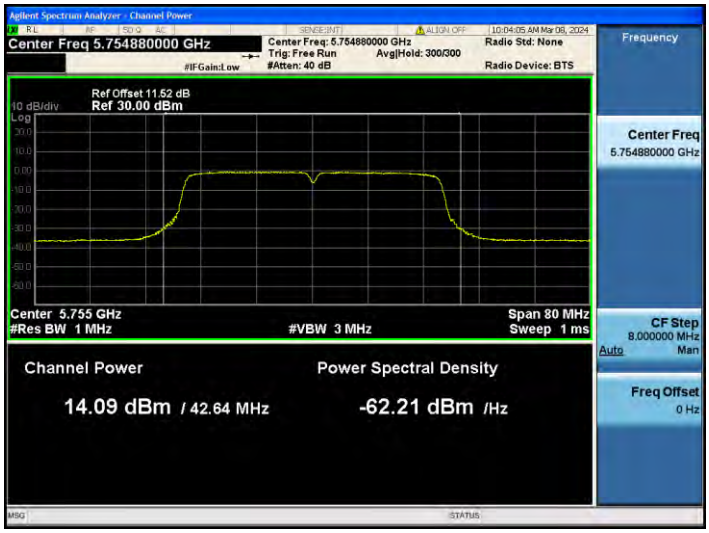

11N40SISO_Ant1_5795

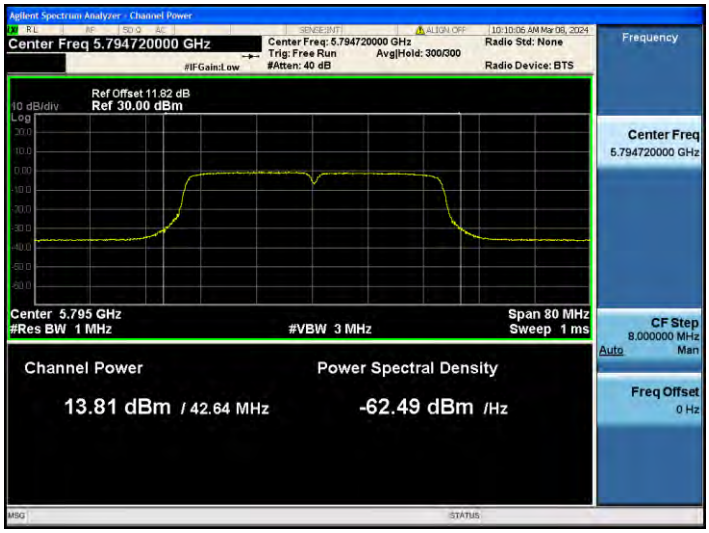

11AC20SISO_Ant1_5180

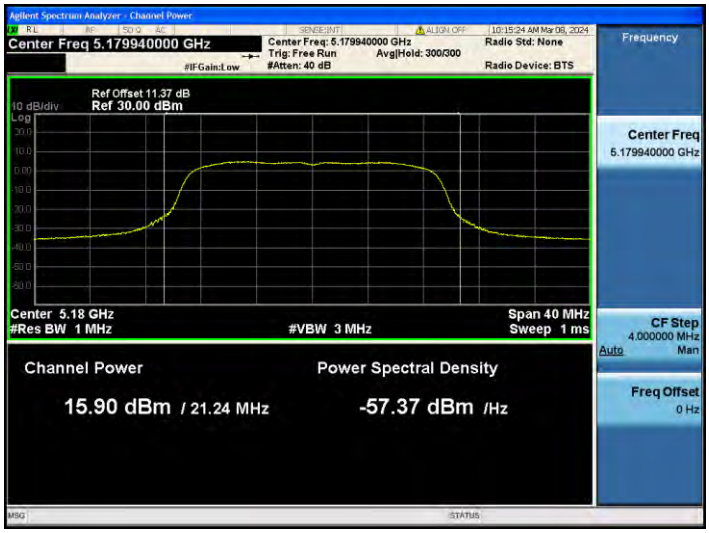

11AC20SISO_Ant1_5220

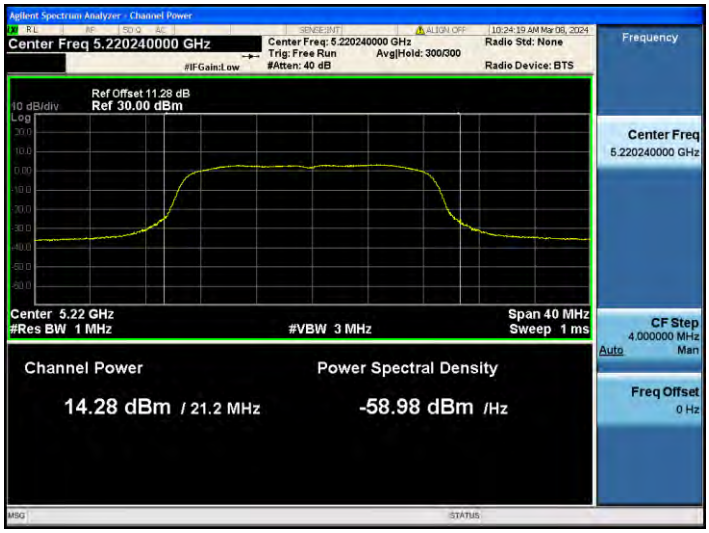

11AC20SISO_Ant1_5240

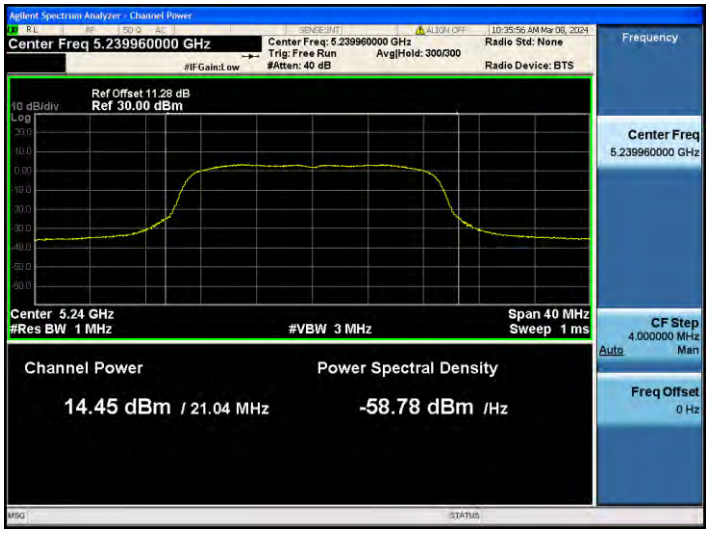

11AC20SISO_Ant1_5260

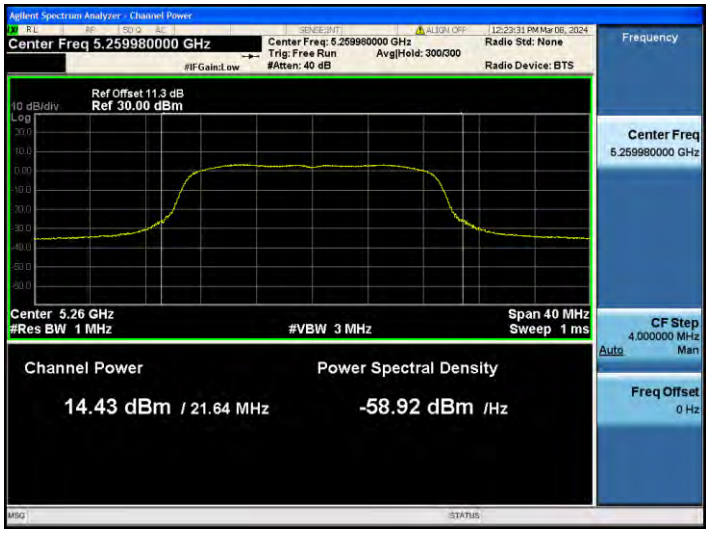

11AC20SISO_Ant1_5300

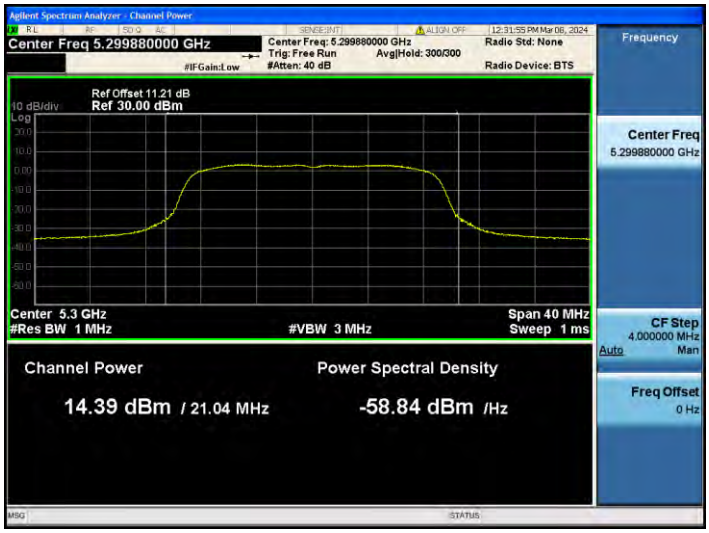

11AC20SISO_Ant1_5320

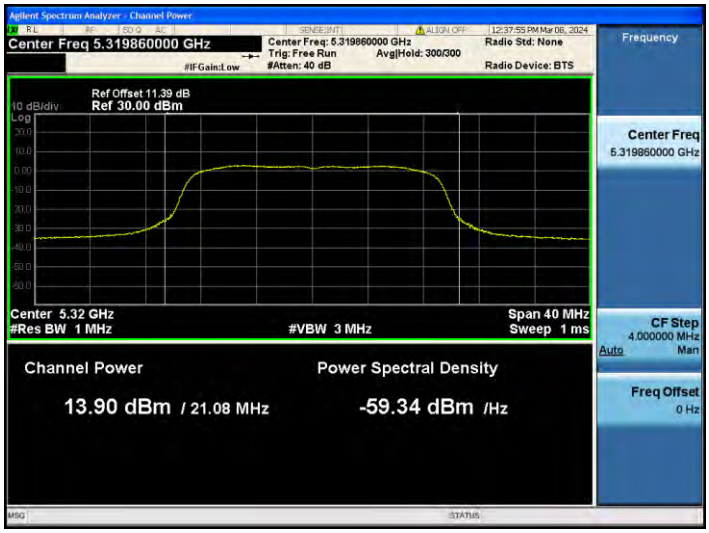

11AC20SISO_Ant1_5500

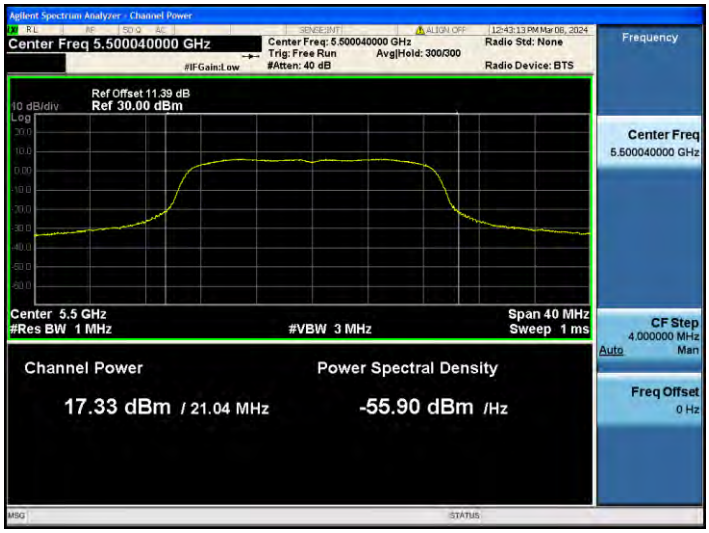

11AC20SISO_Ant1_5580

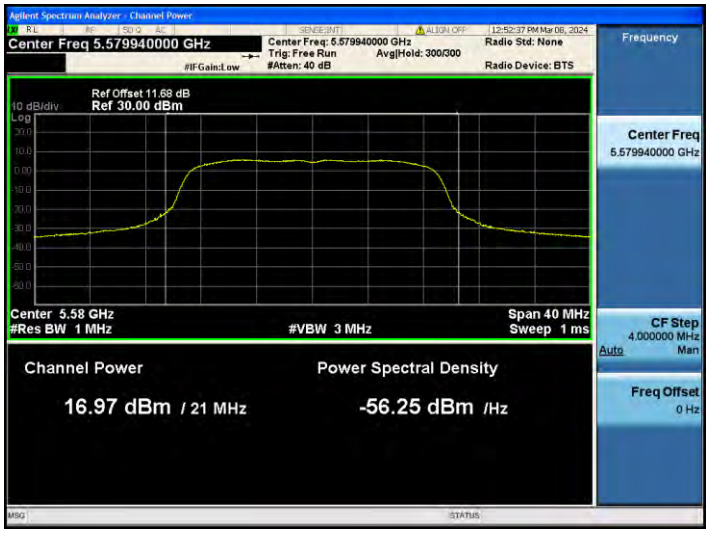

11AC20SISO_Ant1_5700

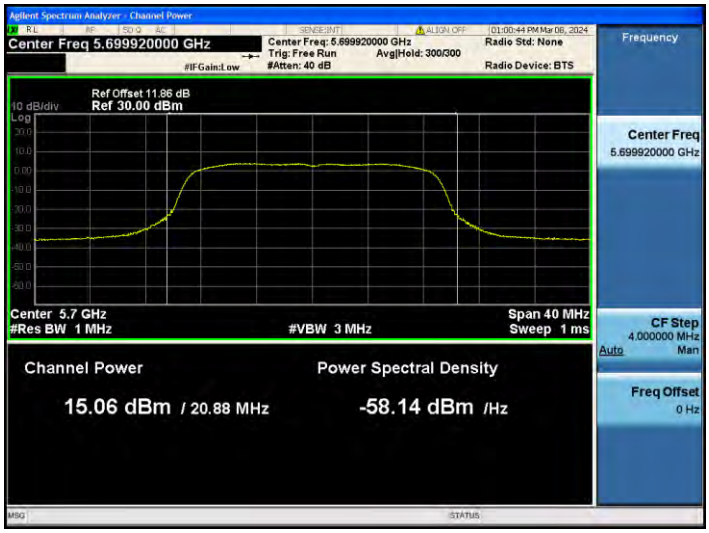

11AC20SISO_Ant1_5745

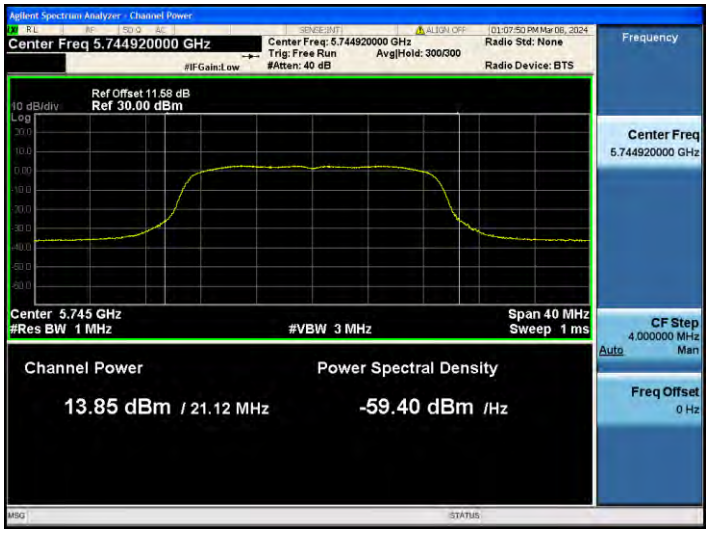

11AC20SISO_Ant1_5785

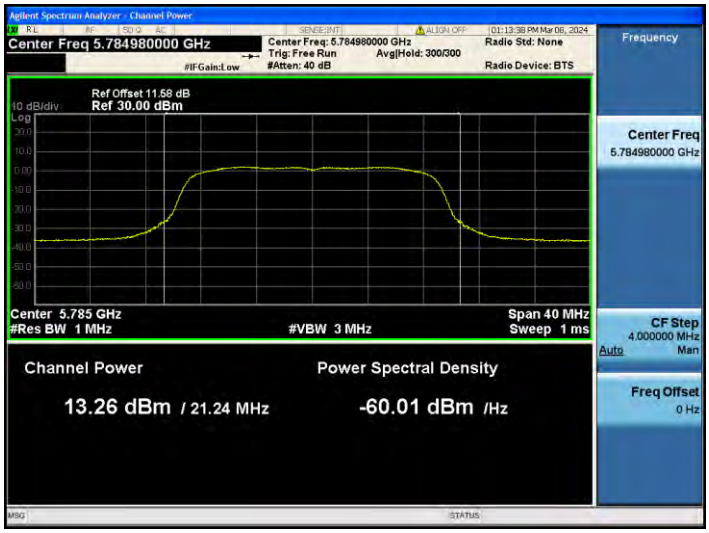

11AC20SISO_Ant1_5825

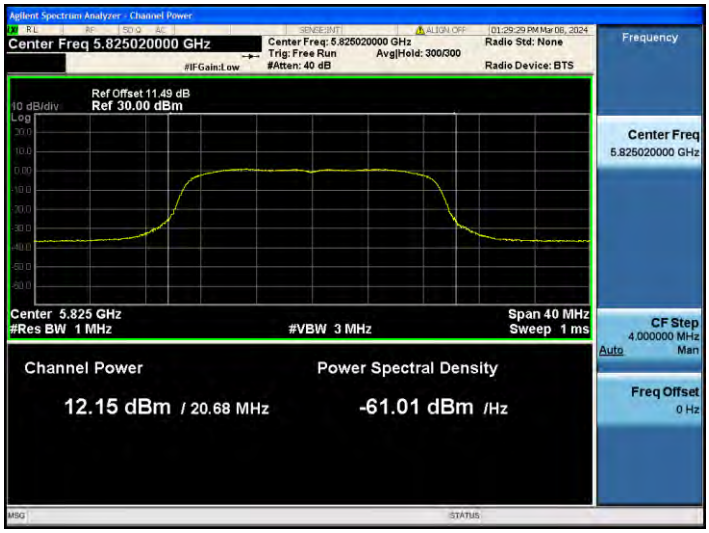

11AC40SISO_Ant1_5190

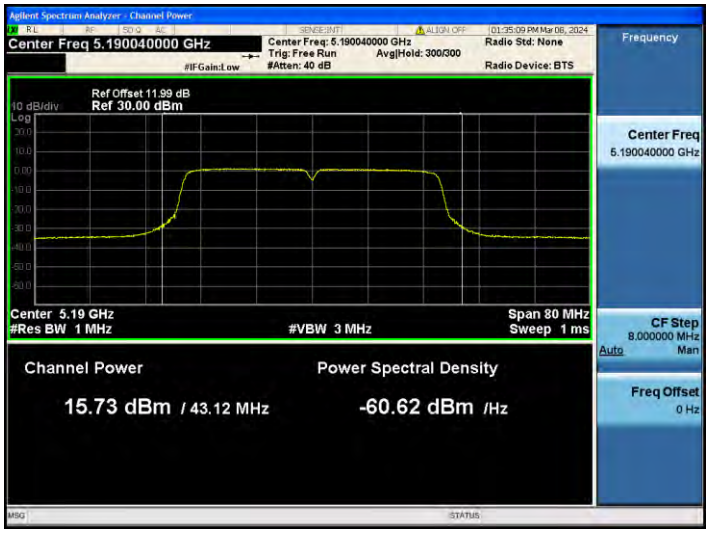

11AC40SISO_Ant1_5230

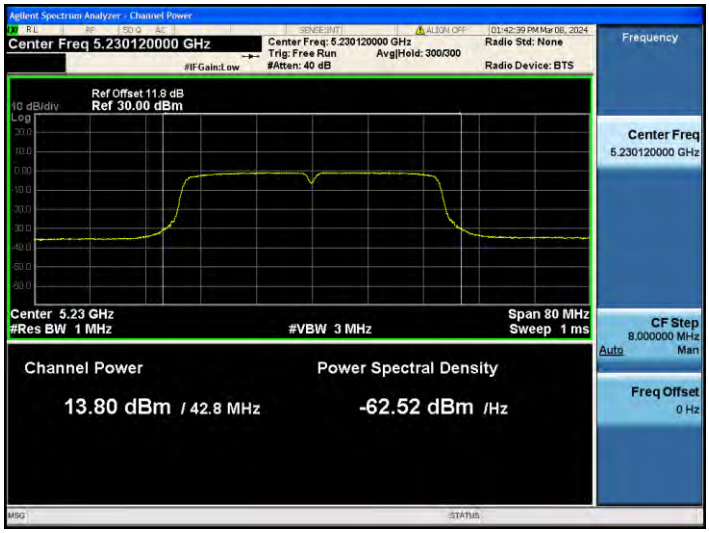

11AC40SISO_Ant1_5270

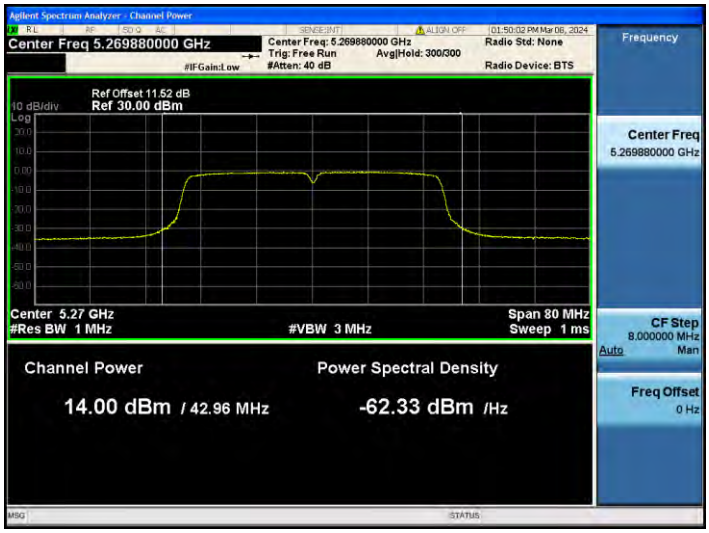

11AC40SISO_Ant1_5310

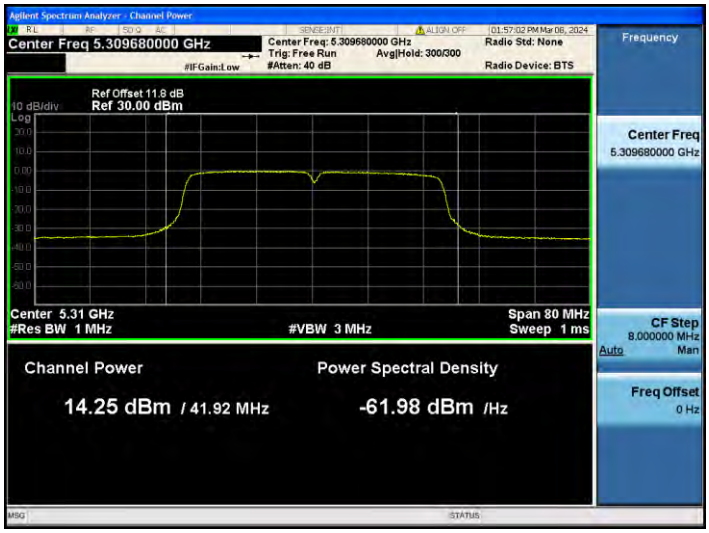

11AC40SISO_Ant1_5510

11AC40SISO_Ant1_5550

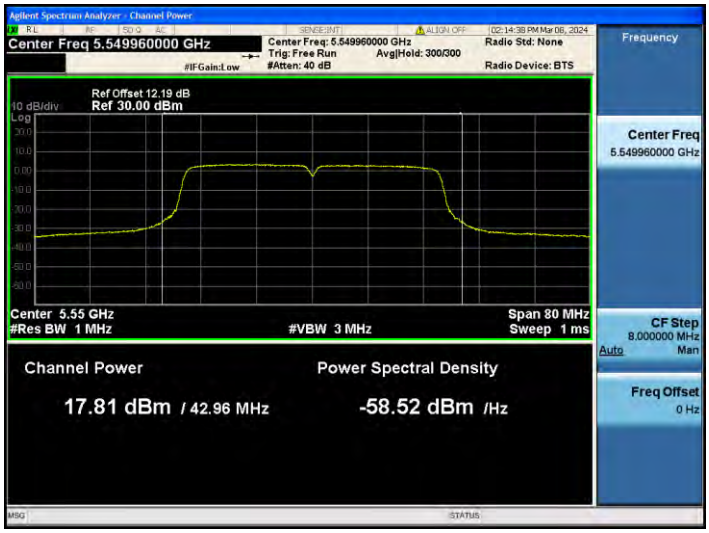

11AC40SISO_Ant1_5670

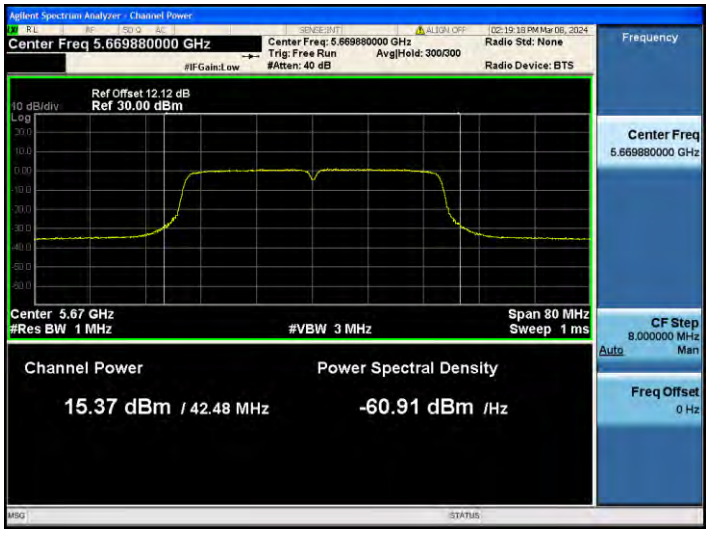

11AC40SISO_Ant1_5755

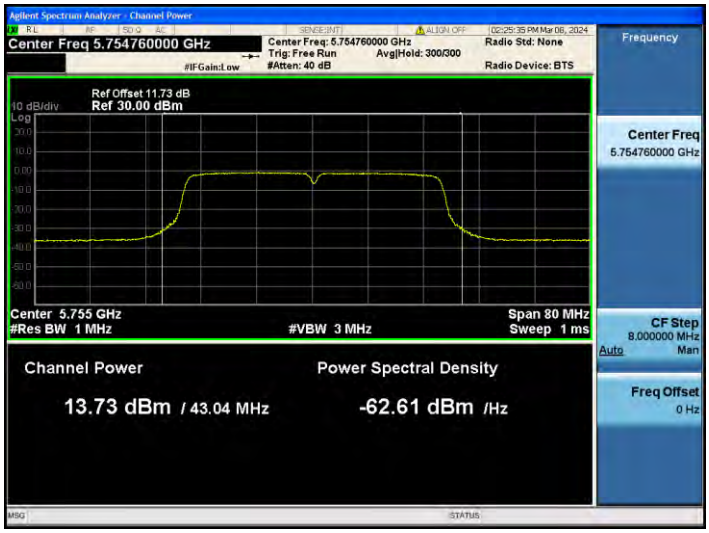

11AC40SISO_Ant1_5795

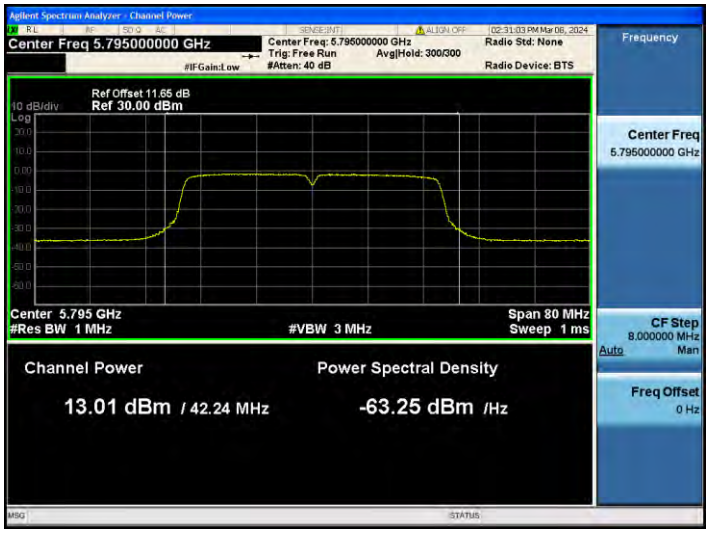

11AX20SISO_Ant1_5180

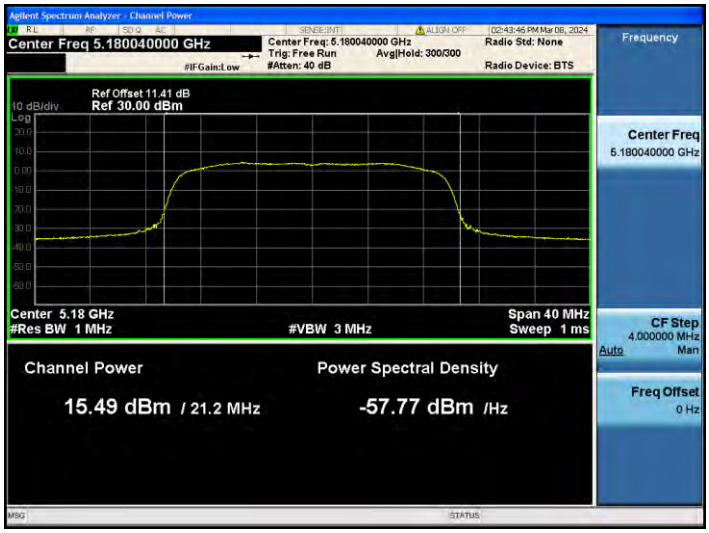

11AX20SISO_Ant1_5220

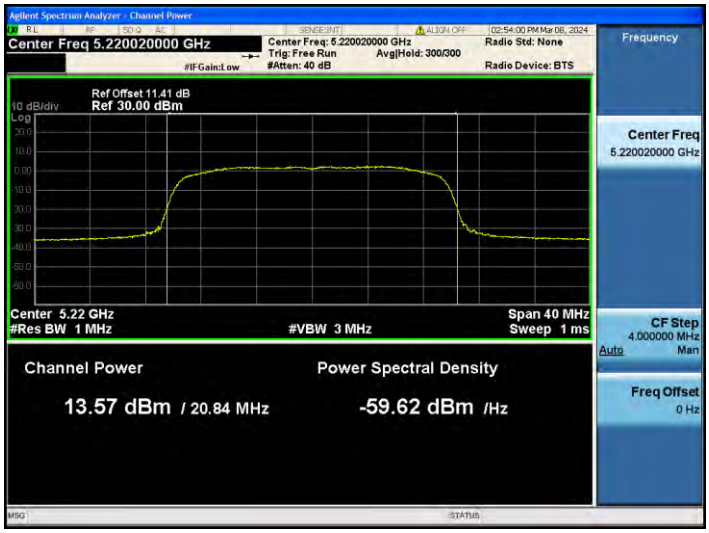

11AX20SISO_Ant1_5240

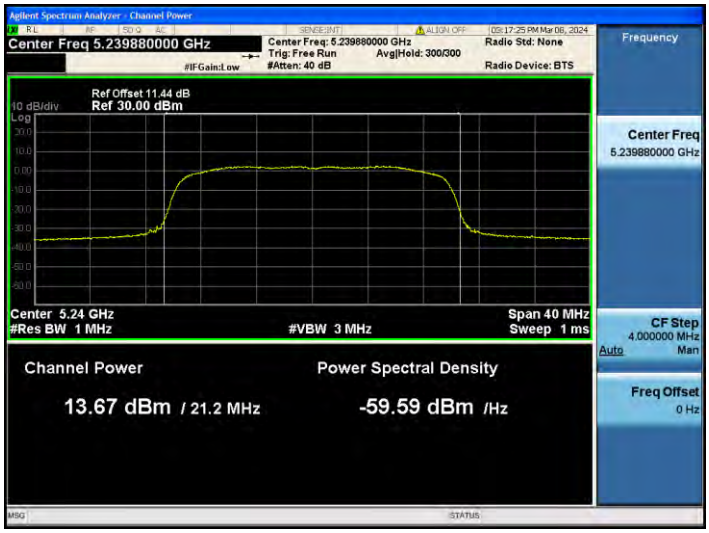

11AX20SISO_Ant1_5260

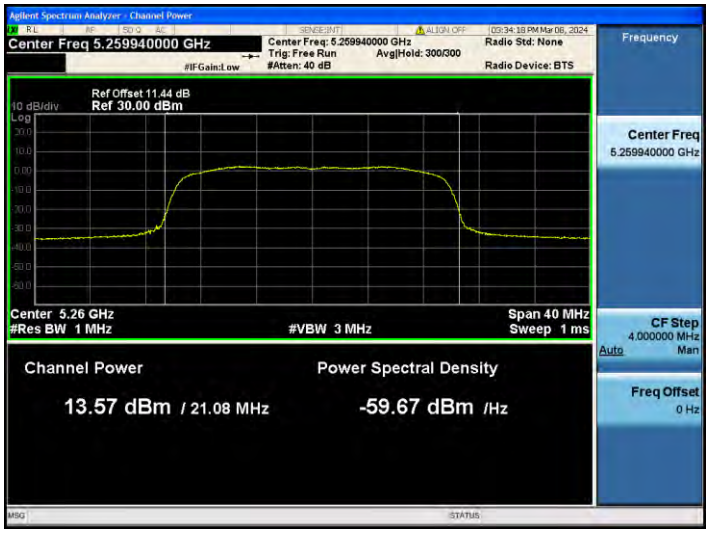

11AX20SISO_Ant1_5300

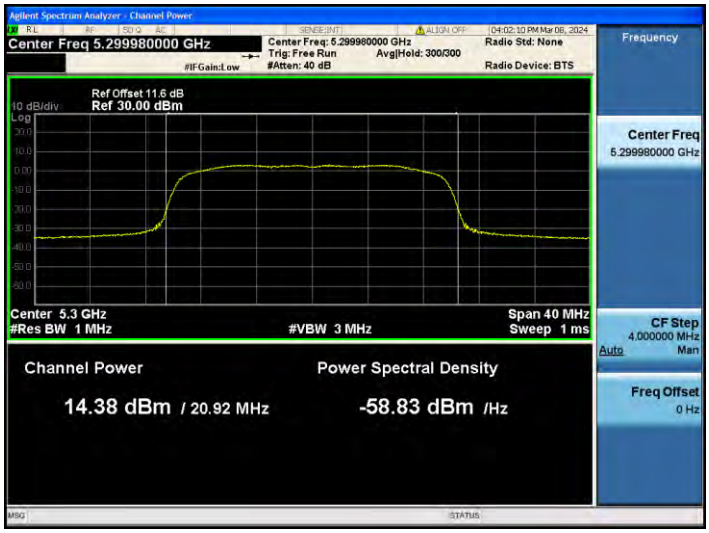

11AX20SISO_Ant1_5320

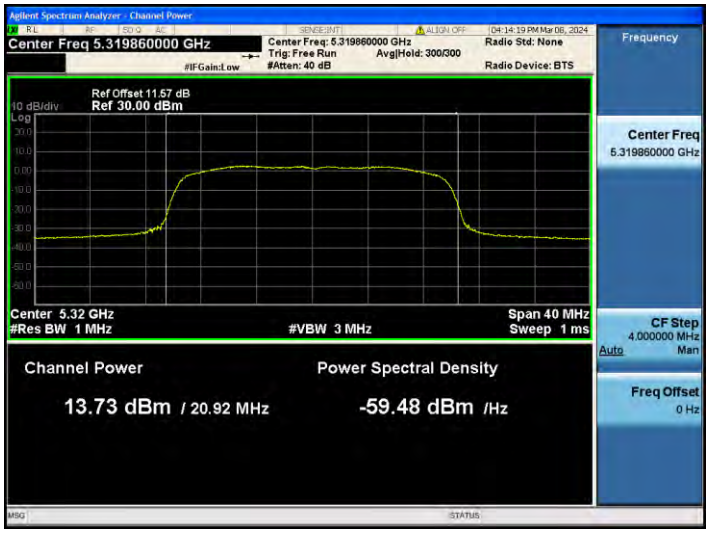

11AX20SISO_Ant1_5500

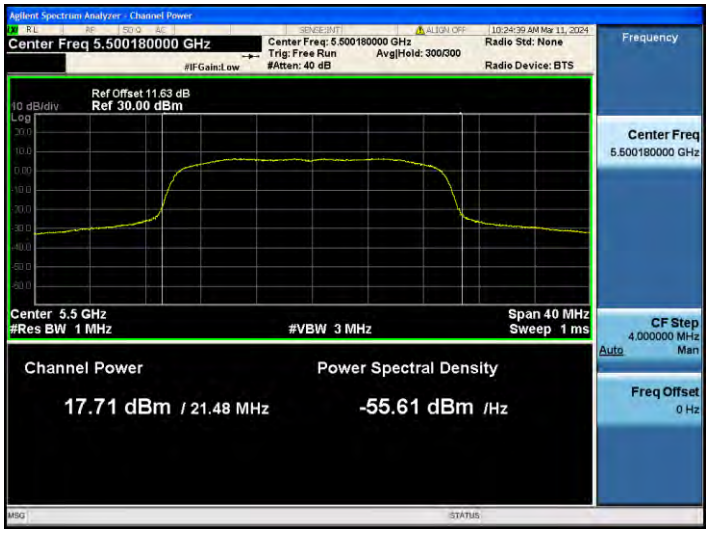

11AX20SISO_Ant1_5580

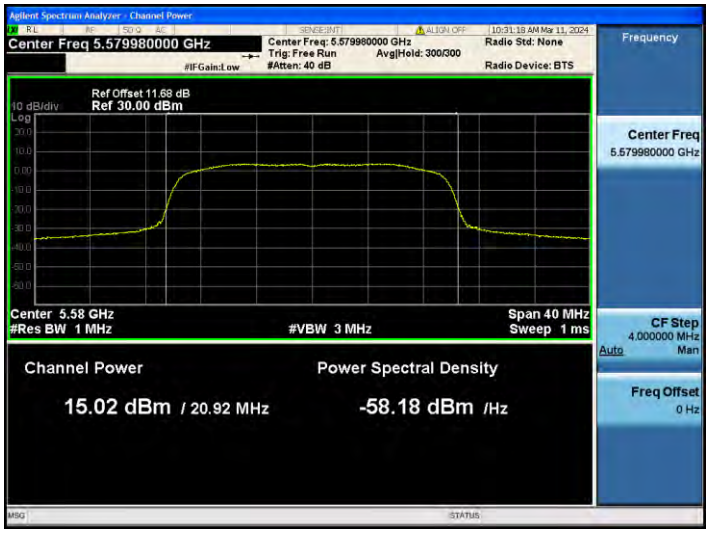

11AX20SISO_Ant1_5700

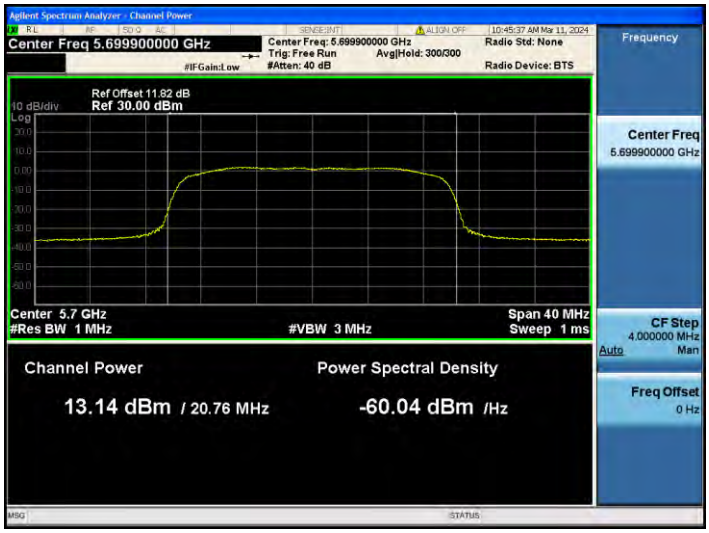

11AX20SISO_Ant1_5745

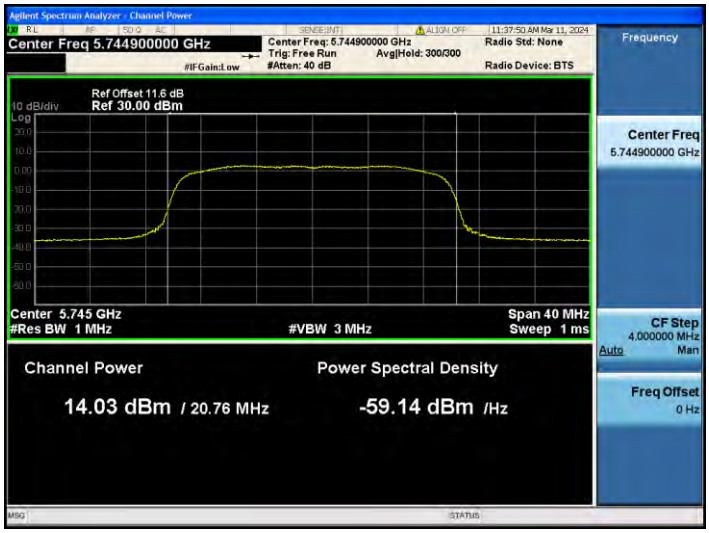

11AX20SISO_Ant1_5785

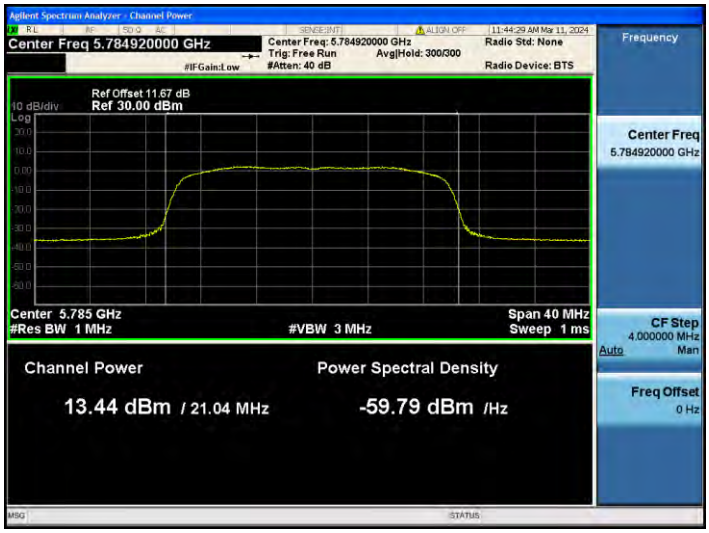

11AX20SISO_Ant1_5825

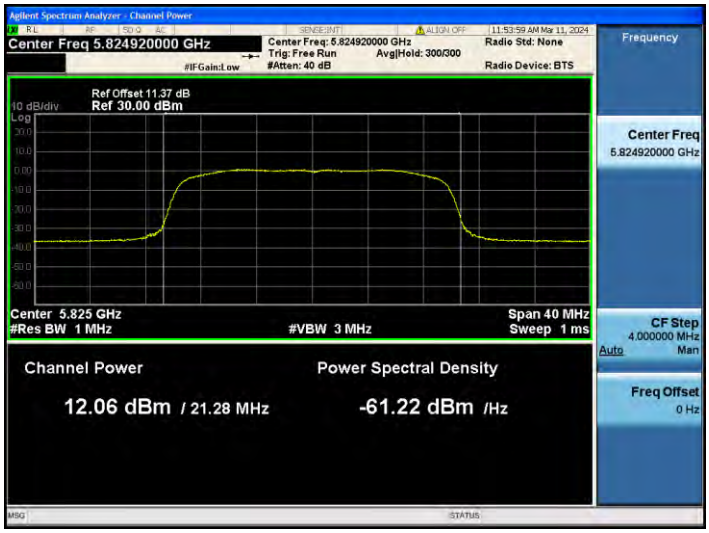

11AX40SISO_Ant1_5190

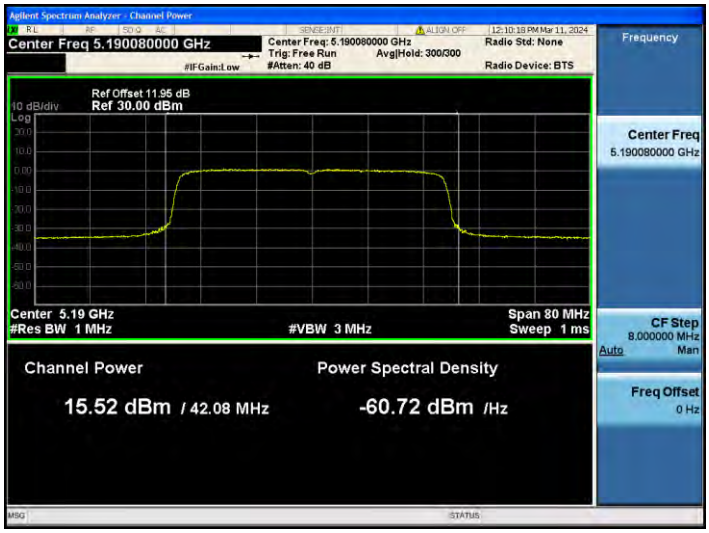

11AX40SISO_Ant1_5230

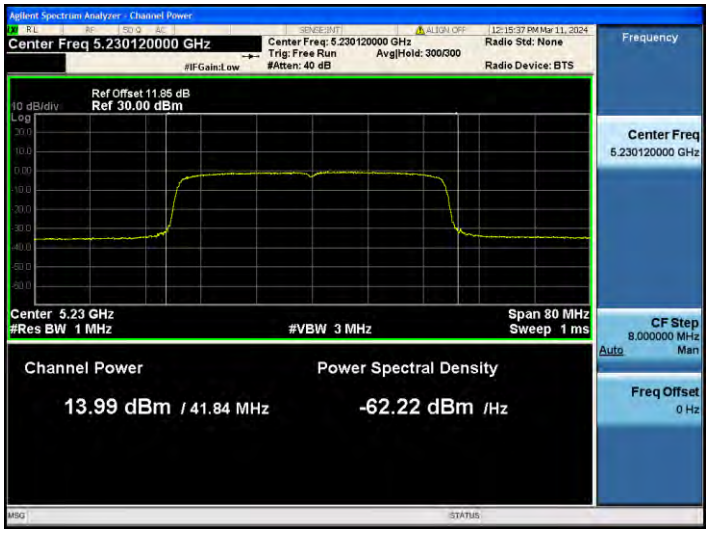

11AX40SISO_Ant1_5270

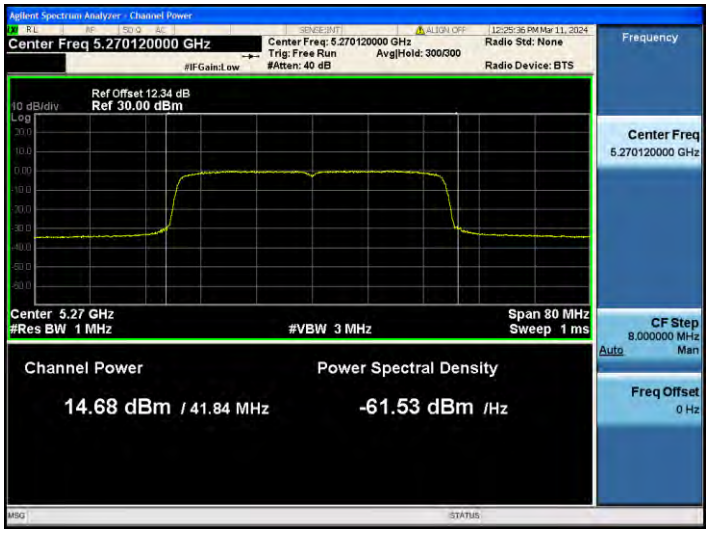

11AX40SISO_Ant1_5310

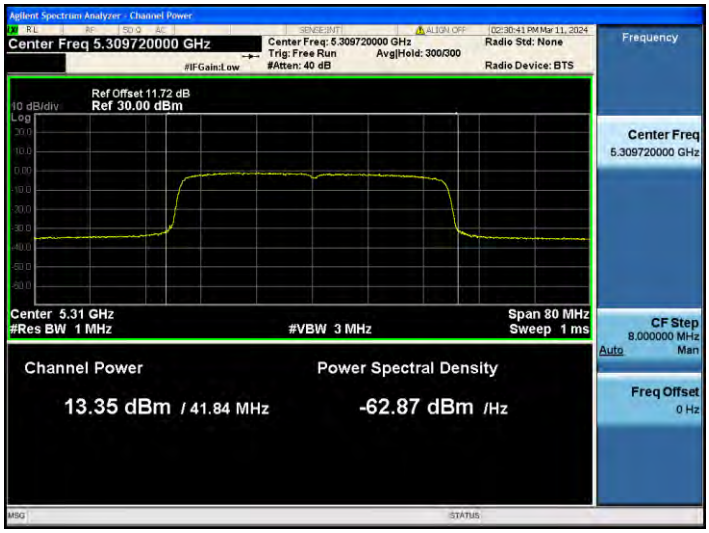

11AX40SISO_Ant1_5510

11AX40SISO_Ant1_5550

11AX40SISO_Ant1_5670

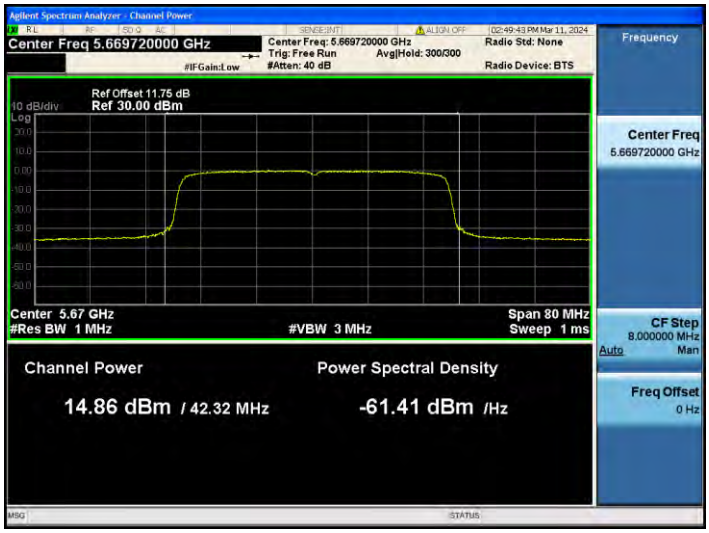

11AX40SISO_Ant1_5755

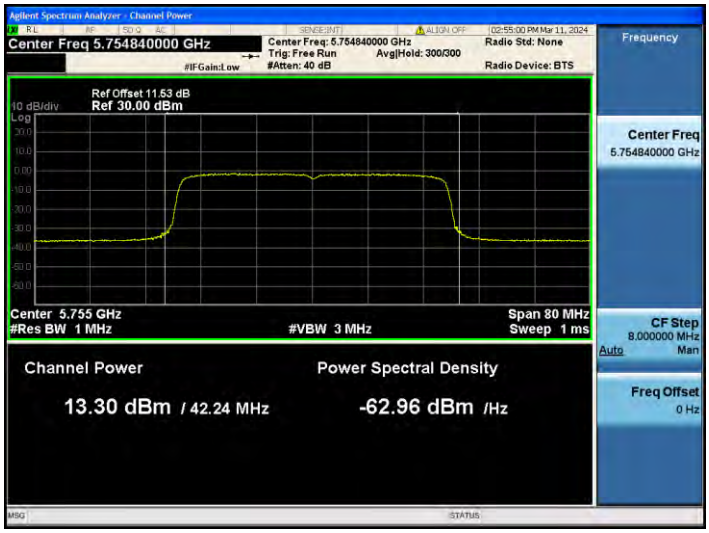

11AX40SISO_Ant1_5795

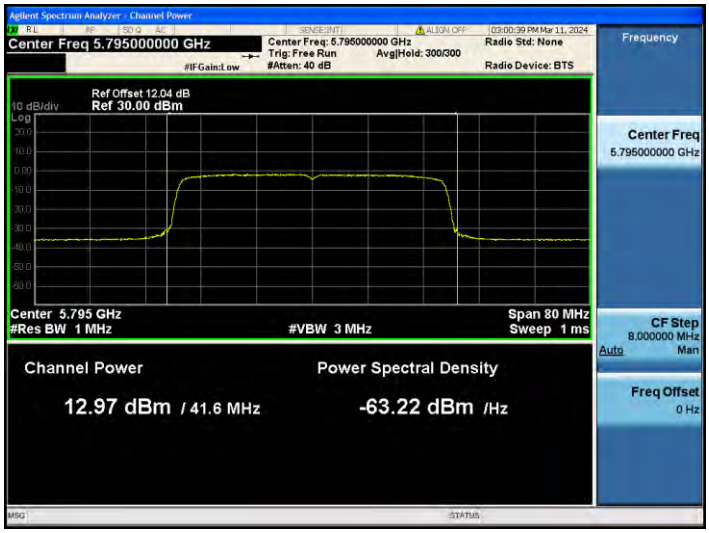
Agilent Spectrum Analyzer - Channel Power
Center Freq 5.795000000 GHz
Center Freq: 5.795000000 GHz
Trig: Free Run
Avg|Hold: 300/300
#Atten: 40 dB
Radio Std: None
Radio Device: BTS
Frequency
Ref Offset 12.04 dB
10 dB/div
Ref 30.00 dBm
Log
Center Freq
5.795000000 GHz
Center 5.795 GHz
#Res BW 1 MHz
#VBW 3 MHz
Span 80 MHz
Sweep 1 ms
CF Step
8.000000 MHz
Auto
Man
Channel Power
12.97 dBm / 41.6 MHz
Power Spectral Density
-63.22 dBm /Hz
Freq Offset
0 Hz

Appendix C: Maximum power spectral density

Test Result

Test Mode	Antenna	Channel	Level [dBm/MHz]	10Log(1/X) Factor [dB]	PSD [dBm/MHz]	Limit [dBm/MHz]	Verdict
11A	Ant1	5180	3.29	0.27	3.56	≤11.00	PASS
		5220	2.83	0.17	3	≤11.00	PASS
		5240	2.89	0.25	3.14	≤11.00	PASS
		5260	3.02	0.29	3.31	≤11.00	PASS
		5300	3.58	0.33	3.91	≤11.00	PASS
		5320	2.83	0.37	3.2	≤11.00	PASS
		5500	6.11	0.37	6.48	≤11.00	PASS
		5580	5.55	0.45	6	≤11.00	PASS
		5700	3.76	0.33	4.09	≤11.00	PASS
		5745	-2.18	0.27	0.31	≤30.00	PASS
		5785	-3.00	0.29	-0.49	≤30.00	PASS
		5825	-4.14	0.41	-1.51	≤30.00	PASS
11N20SISO	Ant1	5180	2.35	0.25	2.6	≤11.00	PASS
		5220	1.85	0.24	2.09	≤11.00	PASS
		5240	2.21	0.11	2.32	≤11.00	PASS
		5260	2.12	0.37	2.49	≤11.00	PASS
		5300	2.46	0.48	2.94	≤11.00	PASS
		5320	1.95	1.40	3.35	≤11.00	PASS
		5500	5.56	0.16	5.72	≤11.00	PASS
		5580	5.12	0.37	5.49	≤11.00	PASS
		5700	3.36	0.33	3.69	≤11.00	PASS
		5745	-2.44	0.24	0.02	≤30.00	PASS
		5785	-2.92	0.35	-0.35	≤30.00	PASS
		5825	-3.90	0.29	-1.39	≤30.00	PASS
11N40SISO	Ant1	5190	0.20	0.61	0.81	≤11.00	PASS
		5230	-1.30	0.18	-1.12	≤11.00	PASS
		5270	-0.19	0.52	0.33	≤11.00	PASS
		5310	-0.12	0.68	0.56	≤11.00	PASS
		5510	3.11	0.56	3.67	≤11.00	PASS
		5550	3.20	0.32	3.52	≤11.00	PASS
		5670	1.30	0.53	1.83	≤11.00	PASS
		5755	-5.42	0.27	-2.93	≤30.00	PASS
		5795	-6.30	0.57	-3.51	≤30.00	PASS

11AC20SISO	Ant1	5180	5.02	0.22	5.24	≤11.00	PASS
		5220	3.40	0.13	3.53	≤11.00	PASS
		5240	3.31	0.16	3.47	≤11.00	PASS
		5260	3.53	0.18	3.71	≤11.00	PASS
		5300	3.50	0.09	3.59	≤11.00	PASS
		5320	3.33	0.27	3.6	≤11.00	PASS
		5500	6.18	0.24	6.42	≤11.00	PASS
		5580	5.71	0.37	6.08	≤11.00	PASS
		5700	3.88	0.39	4.27	≤11.00	PASS
		5745	-2.19	0.33	0.36	≤30.00	PASS
		5785	-2.95	0.33	-0.4	≤30.00	PASS
		5825	-3.73	0.24	-1.27	≤30.00	PASS
11AC40SISO	Ant1	5190	1.02	0.84	1.86	≤11.00	PASS
		5230	-0.93	0.65	-0.28	≤11.00	PASS
		5270	-0.43	0.40	-0.03	≤11.00	PASS
		5310	-0.26	0.68	0.42	≤11.00	PASS
		5510	2.83	0.61	3.44	≤11.00	PASS
		5550	3.00	0.88	3.88	≤11.00	PASS
		5670	0.72	0.65	1.37	≤11.00	PASS
		5755	-6.15	0.48	-3.45	≤30.00	PASS
		5795	-6.48	0.40	-3.86	≤30.00	PASS
11AX20SISO	Ant1	5180	4.58	0.26	4.84	≤11.00	PASS
		5220	2.16	0.26	2.42	≤11.00	PASS
		5240	2.84	0.32	3.16	≤11.00	PASS
		5260	2.61	0.32	2.93	≤11.00	PASS
		5300	3.05	0.48	3.53	≤11.00	PASS
		5320	2.51	0.45	2.96	≤11.00	PASS
		5500	6.39	0.48	6.87	≤11.00	PASS
		5580	3.77	0.37	4.14	≤11.00	PASS
		5700	1.64	0.35	1.99	≤11.00	PASS
		5745	-2.39	0.35	0.18	≤30.00	PASS
		5785	-2.87	0.42	-0.23	≤30.00	PASS
		5825	-4.25	0.12	-1.91	≤30.00	PASS
11AX40SISO	Ant1	5190	0.53	0.80	1.33	≤11.00	PASS
		5230	-0.85	0.70	-0.15	≤11.00	PASS
		5270	-0.52	1.22	0.7	≤11.00	PASS
		5310	-1.16	0.60	-0.56	≤11.00	PASS
		5510	2.57	0.65	3.22	≤11.00	PASS

		5550	2.36	1.03	3.39	≤11.00	PASS
		5670	0.54	0.28	0.82	≤11.00	PASS
		5755	-6.35	0.28	-3.85	≤30.00	PASS
		5795	-6.97	0.79	-3.96	≤30.00	PASS

Note：1.The Result and Limit Unit is dBm/500 kHz in the band 5.725–5.85 GHz.
2.The RBW Factor is compensated in the graph.

Test Graphs

11A_Ant1_5180

11A_Ant1_5220

11A_Ant1_5240

11A_Ant1_5260

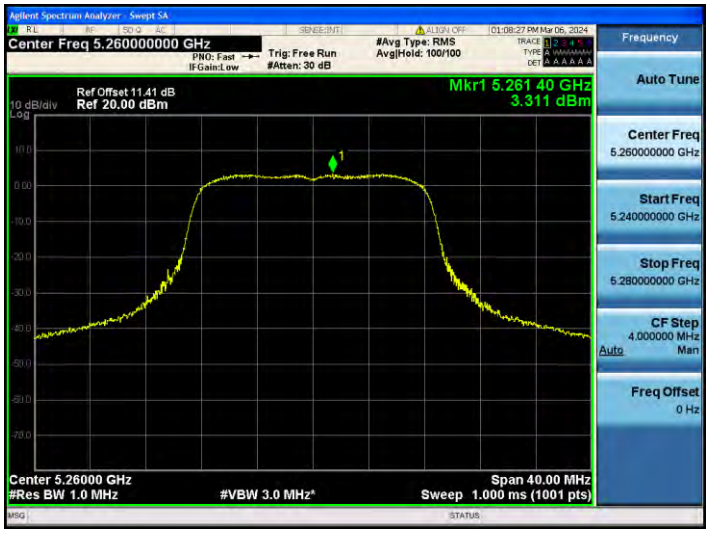

11A_Ant1_5300

11A_Ant1_5320

11A_Ant1_5500

11A_Ant1_5580

11A_Ant1_5700

11A_Ant1_5745

11A_Ant1_5785

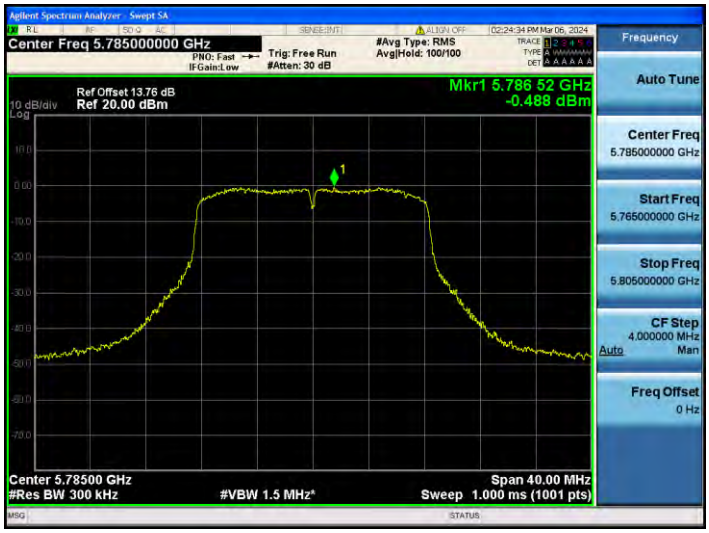

11A_Ant1_5825

11N20SISO_Ant1_5180

11N20SISO_Ant1_5220

11N20SISO_Ant1_5240

11N20SISO_Ant1_5260

11N20SISO_Ant1_5300

11N20SISO_Ant1_5320

11N20SISO_Ant1_5500

11N20SISO_Ant1_5580

11N20SISO_Ant1_5700

11N20SISO_Ant1_5745

11N20SISO_Ant1_5785

11N20SISO_Ant1_5825

11N40SISO_Ant1_5190

11N40SISO_Ant1_5230

11N40SISO_Ant1_5270

11N40SISO_Ant1_5310

11N40SISO_Ant1_5510

11N40SISO_Ant1_5550

11N40SISO_Ant1_5670

11N40SISO_Ant1_5755

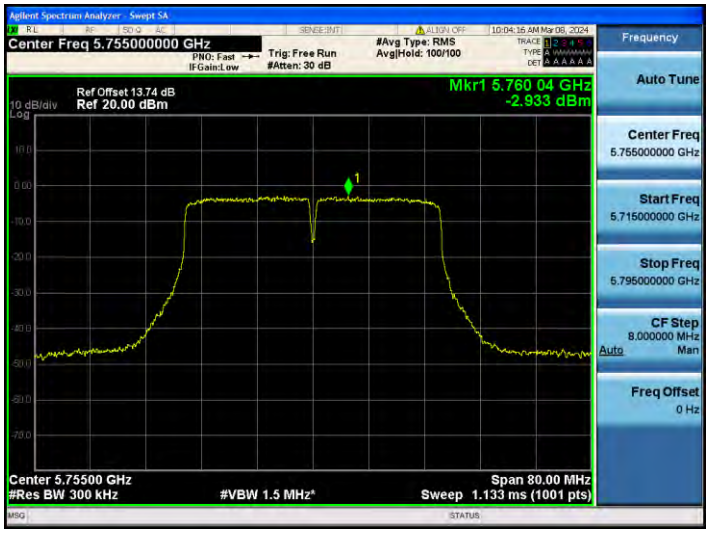

11N40SISO_Ant1_5795

11AC20SISO_Ant1_5180

11AC20SISO_Ant1_5220

11AC20SISO_Ant1_5240

11AC20SISO_Ant1_5260

11AC20SISO_Ant1_5300

11AC20SISO_Ant1_5320

11AC20SISO_Ant1_5500

11AC20SISO_Ant1_5580

11AC20SISO_Ant1_5700

11AC20SISO_Ant1_5745

11AC20SISO_Ant1_5785

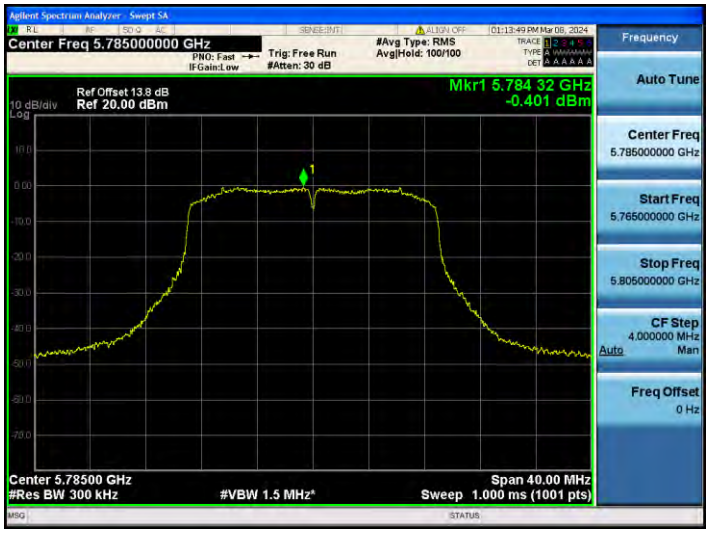

11AC20SISO_Ant1_5825

11AC40SISO_Ant1_5190

11AC40SISO_Ant1_5230

11AC40SISO_Ant1_5270

11AC40SISO_Ant1_5310

11AC40SISO_Ant1_5510

11AC40SISO_Ant1_5550

11AC40SISO_Ant1_5670

11AC40SISO_Ant1_5755

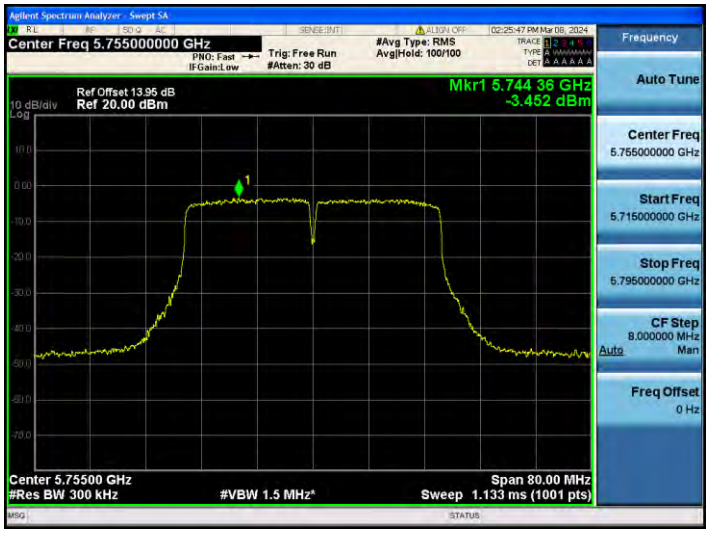

11AC40SISO_Ant1_5795

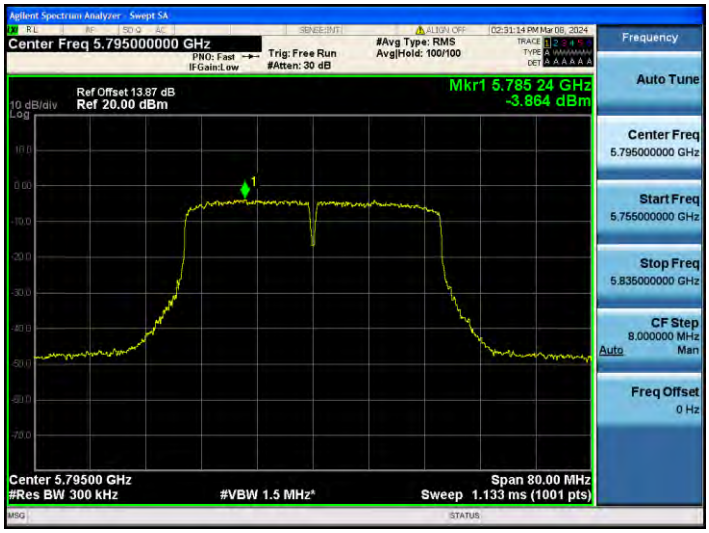

11AX20SISO_Ant1_5180

11AX20SISO_Ant1_5220

11AX20SISO_Ant1_5240

11AX20SISO_Ant1_5260

11AX20SISO_Ant1_5300

11AX20SISO_Ant1_5320

11AX20SISO_Ant1_5500

11AX20SISO_Ant1_5580

11AX20SISO_Ant1_5700

11AX20SISO_Ant1_5745

11AX20SISO_Ant1_5785

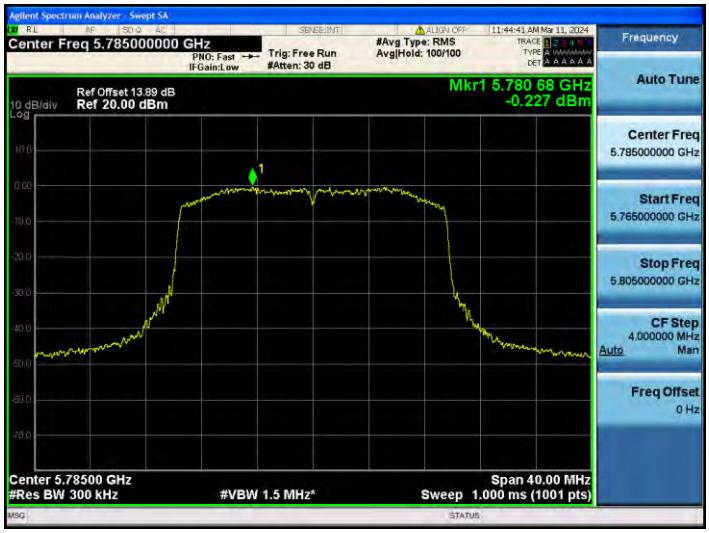

11AX20SISO_Ant1_5825

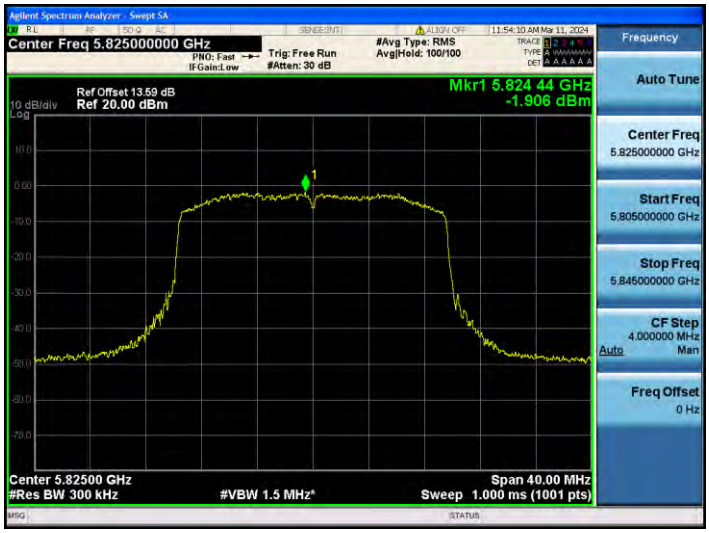

11AX40SISO_Ant1_5190

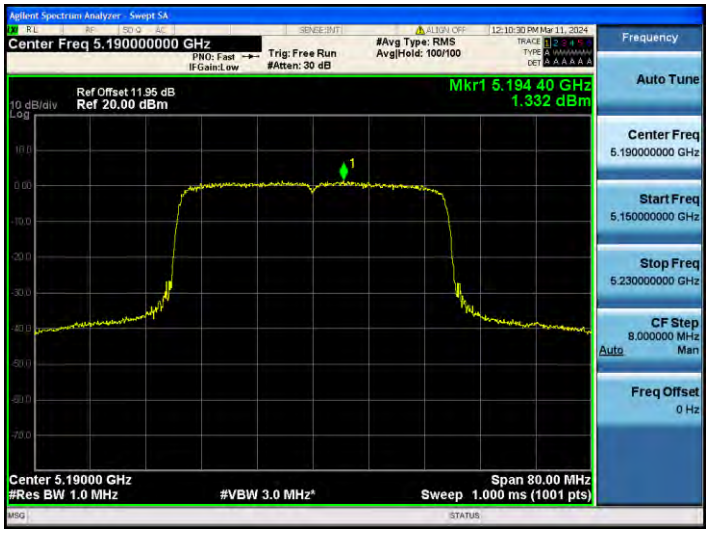

11AX40SISO_Ant1_5230

11AX40SISO_Ant1_5270

11AX40SISO_Ant1_5310

11AX40SISO_Ant1_5510

11AX40SISO_Ant1_5550

11AX40SISO_Ant1_5670

11AX40SISO_Ant1_5755

11AX40SISO_Ant1_5795

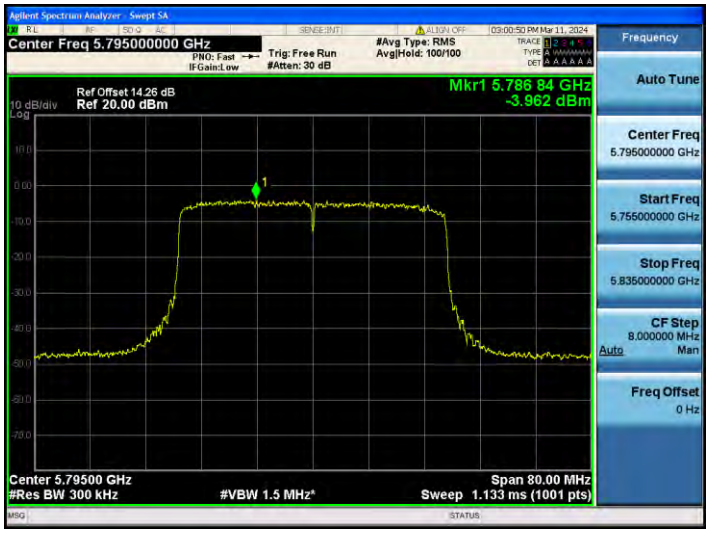
Agilent Spectrum Analyzer - Swept SA
Center Freq 5.795000000 GHz
PNO: Fast
IFGain:Low
Trig: Free Run
#Atten: 30 dB
#Avg Type: RMS
Avg|Hold: 100/100
03:00:50 PM Mar 11, 2024
Ref Offset 14.26 dB
10 dB/div
Ref 20.00 dBm
Log
Mkr1 5.786 84 GHz
-3.962 dBm
Center 5.79500 GHz
#Res BW 300 kHz
#VBW 1.5 MHz*
Span 80.00 MHz
Sweep 1.133 ms (1001 pts)
Frequency
Auto Tune
Center Freq
5.795000000 GHz
Start Freq
5.755000000 GHz
Stop Freq
5.835000000 GHz
CF Step
8.000000 MHz
Auto
Man
Freq Offset
0 Hz