Appendix A

Report No.:	CISRR240119110
FCC ID:	2BET3-K1
Product Name:	loudspeaker box
Model No.:	K1
Test Engineer:	Lucas Huang
Supervised by:	Rory Huang

1) Conducted Peak Output Power

Test Result

Mode	Channel	Peak Output Power (dBm)	Peak Output Power (mW)	Limit (dBm)	Result
LE	0	-1.648	0.68	30	PASS
	19	-1.722	0.67	30	PASS
	39	-1.432	0.72	30	PASS
2LE	0	-1.342	0.73	30	PASS
	19	-1.207	0.76	30	PASS
	39	-0.965	0.8	30	PASS

2) 99% Bandwidth

Test Result

Mode	Channel	99% BW (MHz)
LE	0	1.0320
LE	19	1.0330
LE	39	1.0360
2LE	0	2.0660
2LE	19	2.0660
2LE	39	2.0640

Test Graphs

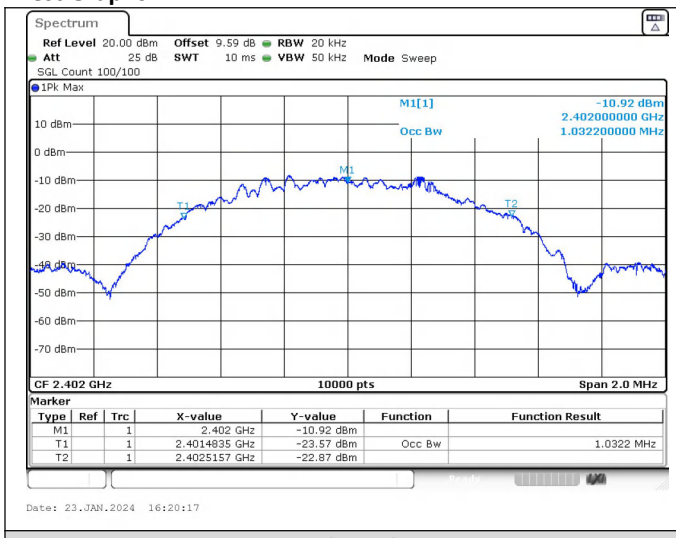

LE_Channel 0

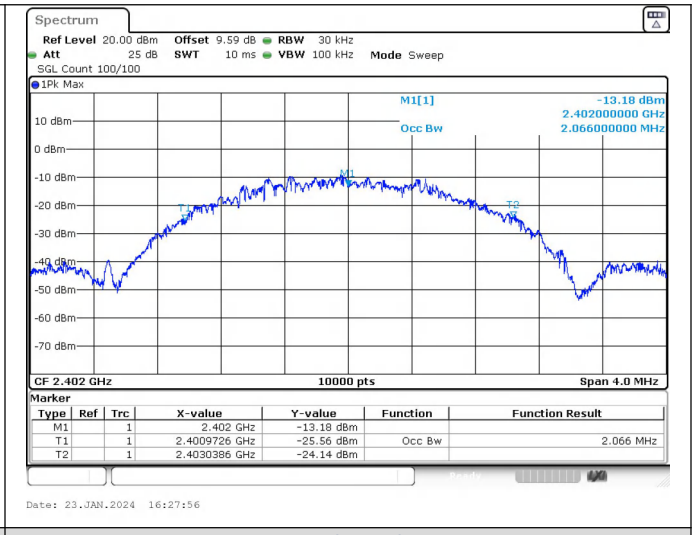

2LE_Channel 0

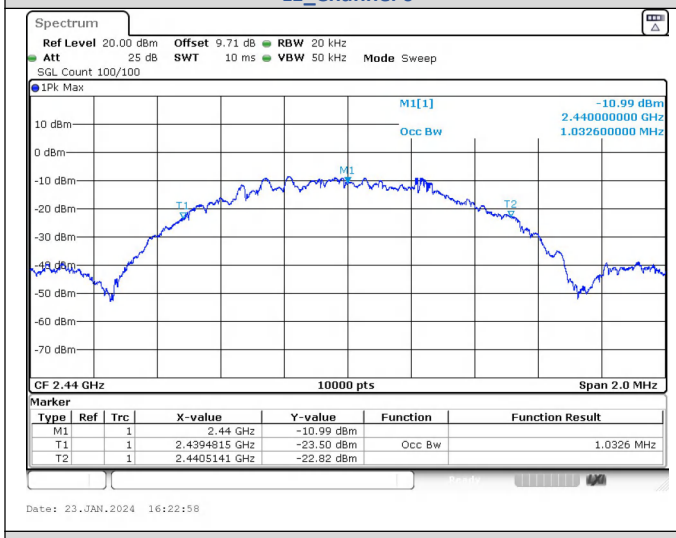

LE_Channel 19

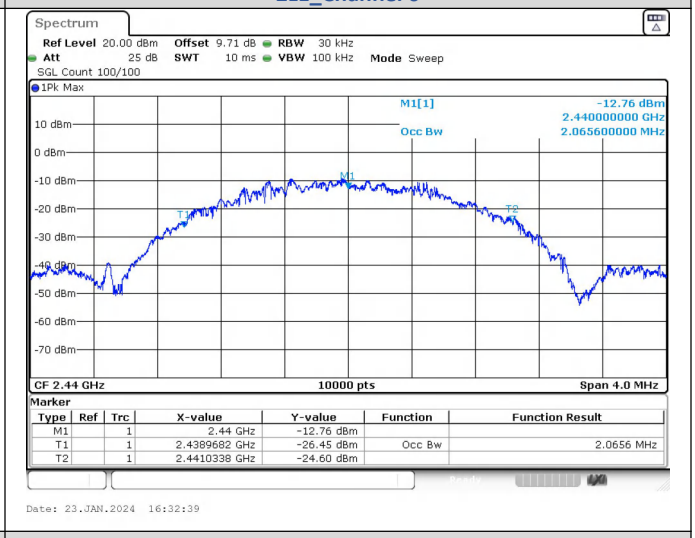

2LE_Channel 19

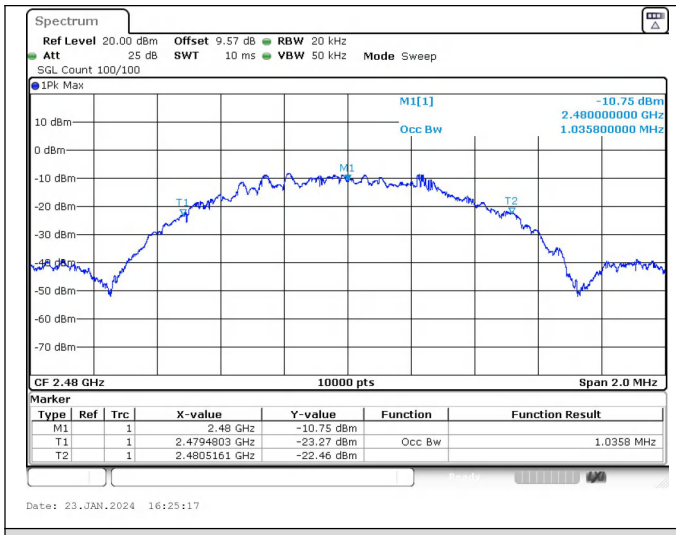

LE_Channel 39

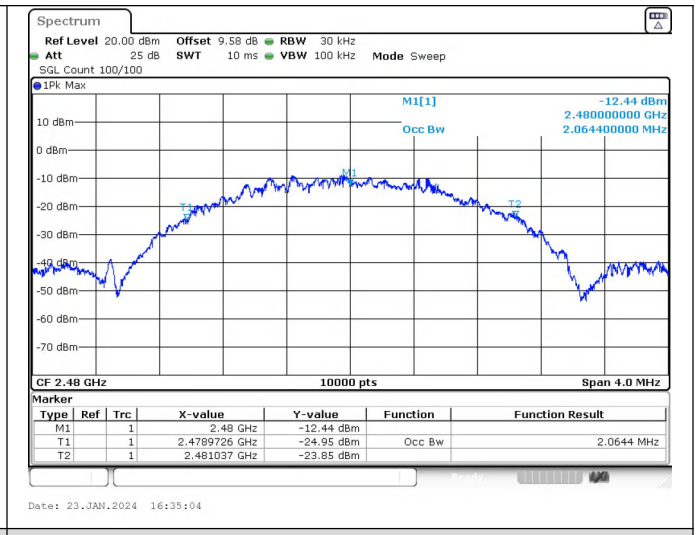

2LE_Channel 39

3) 6dB Bandwidth

Test Result

Mode	Channel	Center Frequency (MHz)	6 dB Bandwidth (MHz)	Limit (MHz)	Result
LE	0	2402	0.6600	0.5	PASS
	19	2440	0.6600		PASS
	39	2480	0.6500		PASS
2LE	0	2402	1.160		PASS
	19	2440	1.210		PASS
	39	2480	1.160		PASS

Test Graphs

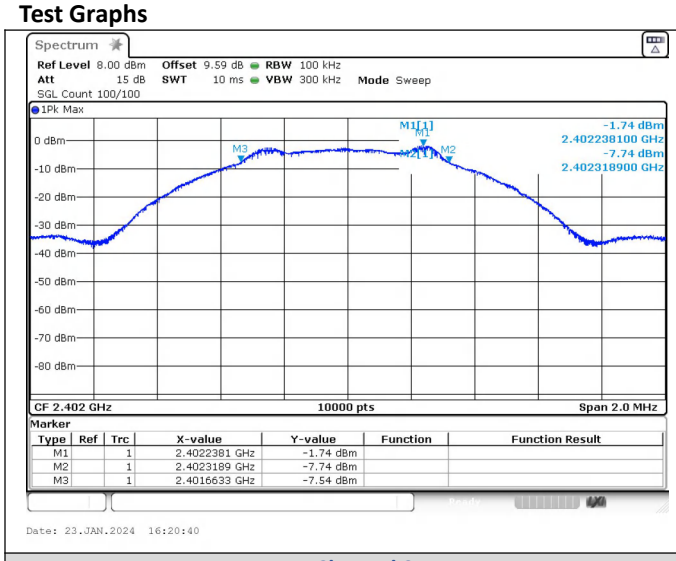

LE_Channel 0

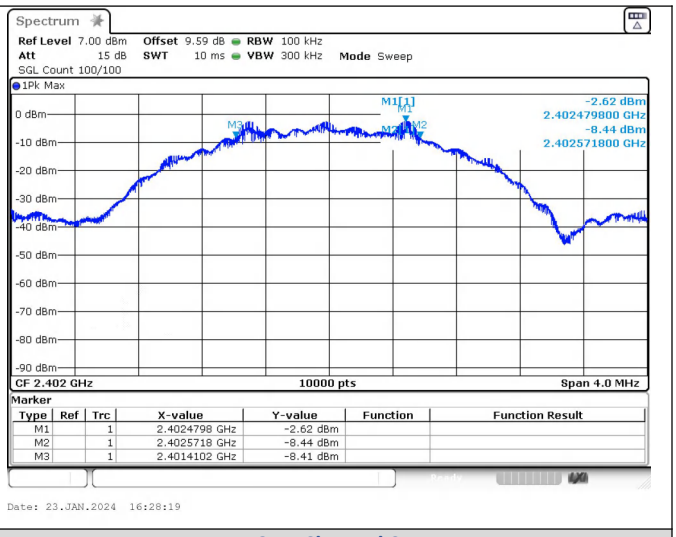

2LE_Channel 0

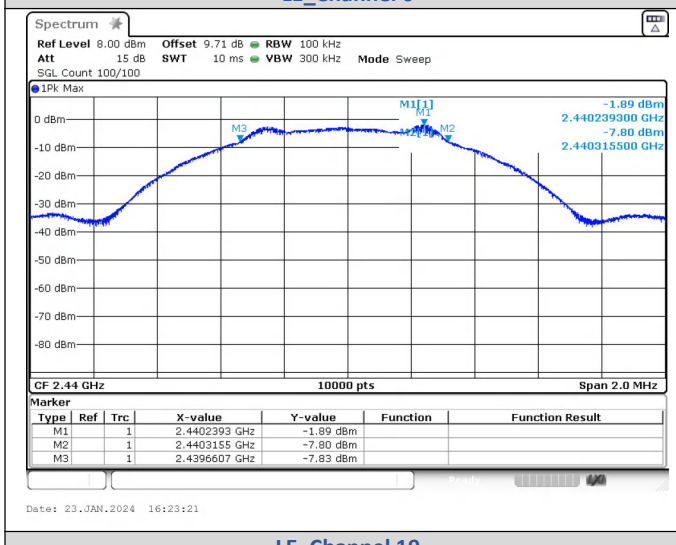

LE_Channel 19

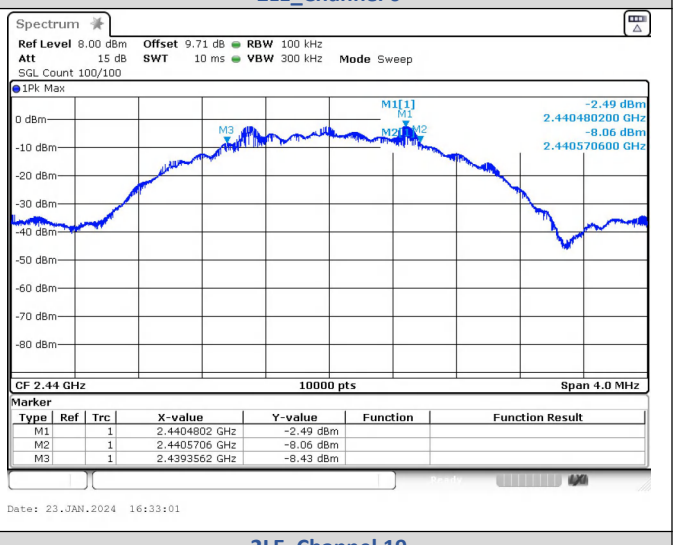

2LE_Channel 19

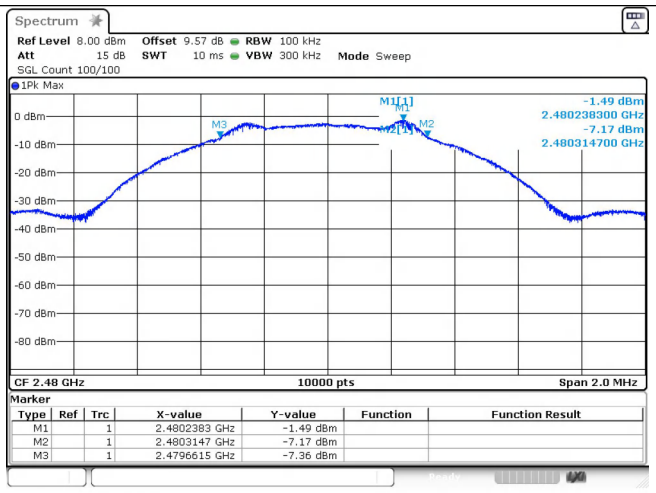

LE_Channel 39

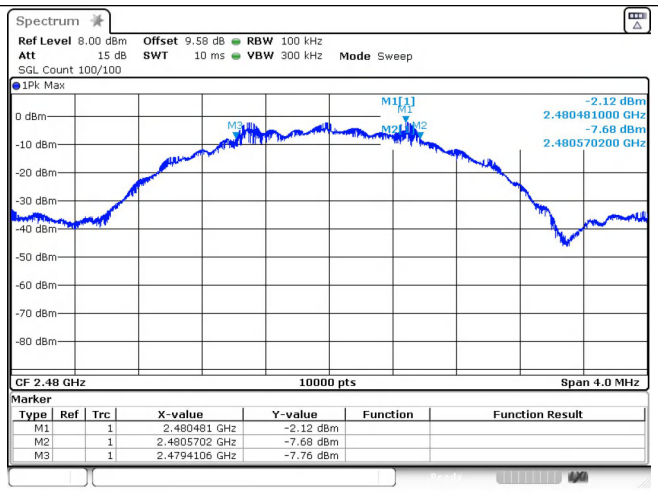

2LE_Channel 39

4) Conducted Out Of Band Emission

Test Result

Mode	Channel	OOB Emission Frequency (MHz)	OOB Emission Level (dBm)	Limit (dBm)	Over Limit (dB)	Result
LE	0	2400.00	-51.365	-21.77	-29.595	PASS
		2395.27	-35.338	-21.77	-13.568	PASS
		2395.10	-37.950	-21.77	-16.180	PASS
	19	18276.0	-49.541	-21.87	-27.671	PASS
	39	2483.50	-51.497	-21.54	-29.957	PASS
		4960.33	-47.679	-21.54	-26.139	PASS
2LE	0	2400.00	-34.297	-22.52	-11.777	PASS
		2395.08	-40.103	-22.52	-17.583	PASS
	19	21406.4	-49.361	-22.48	-26.881	PASS
	39	2483.50	-50.375	-22.21	-28.165	PASS
		4961.16	-49.393	-22.21	-27.183	PASS

Test Graphs

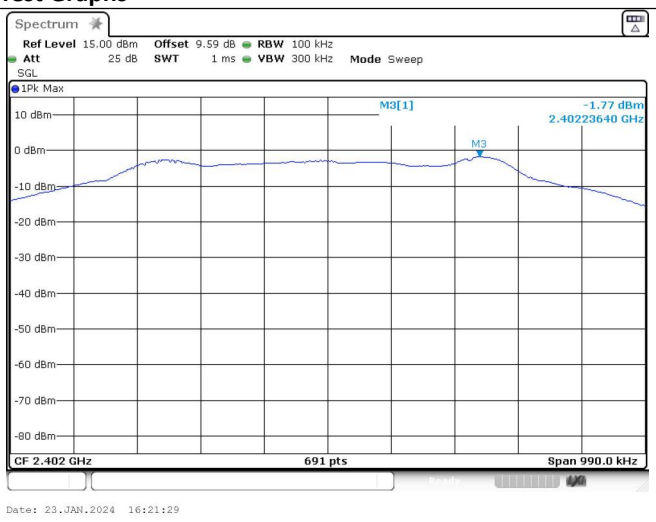

In-Band Reference Level
LE_Channel 0

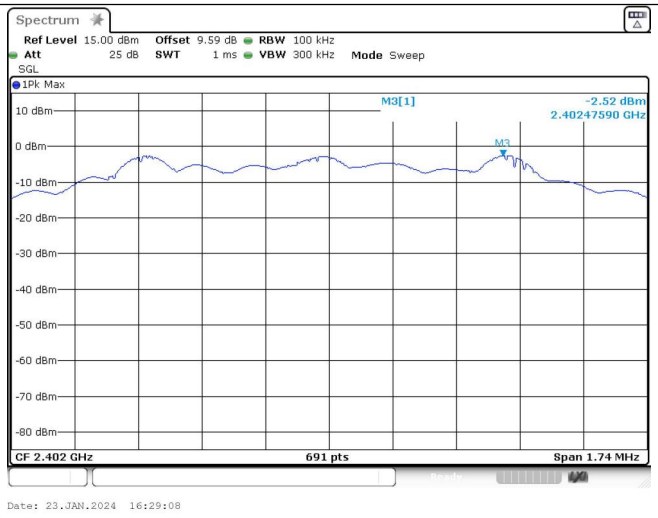

In-Band Reference Level
2LE_Channel 0

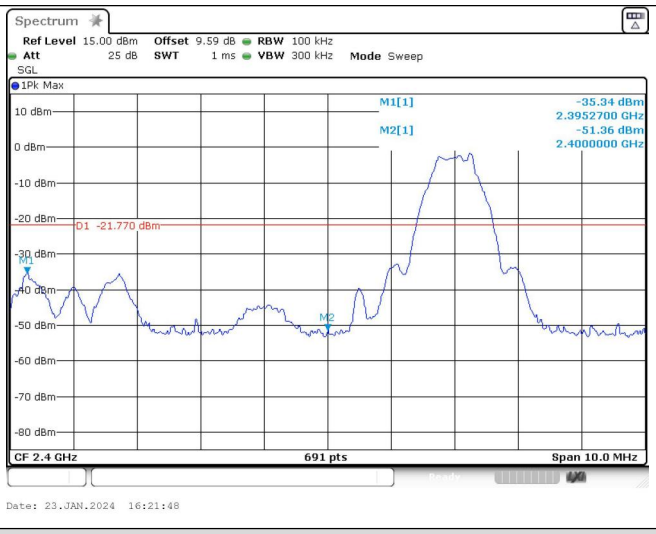

Out Of Band Emission
LE_Channel 0

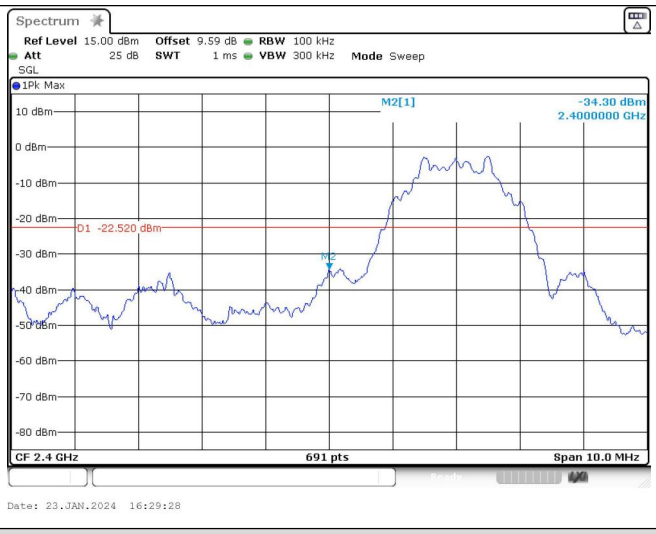

Out Of Band Emission
2LE_Channel 0

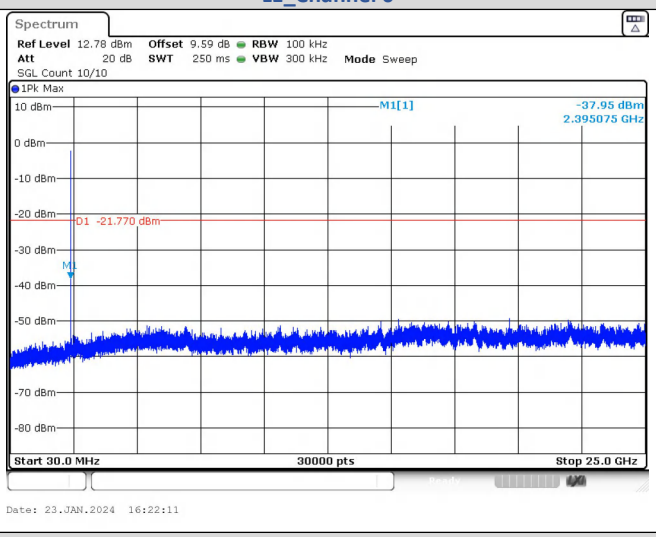

Spurious Emission
LE_Channel 0

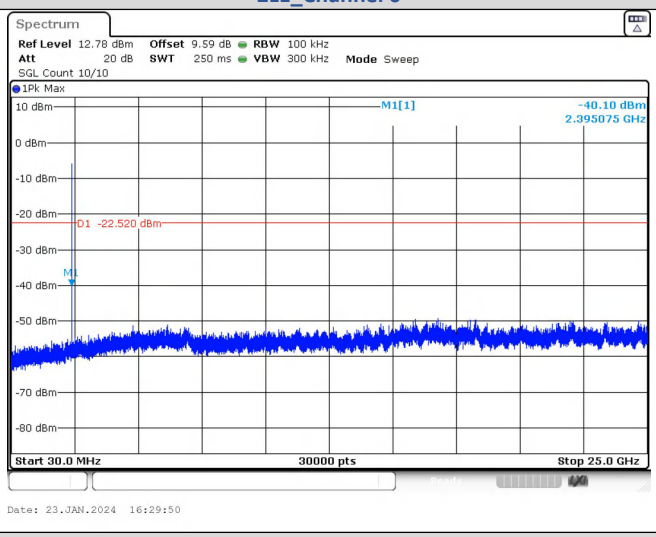

Spurious Emission
2LE_Channel 0

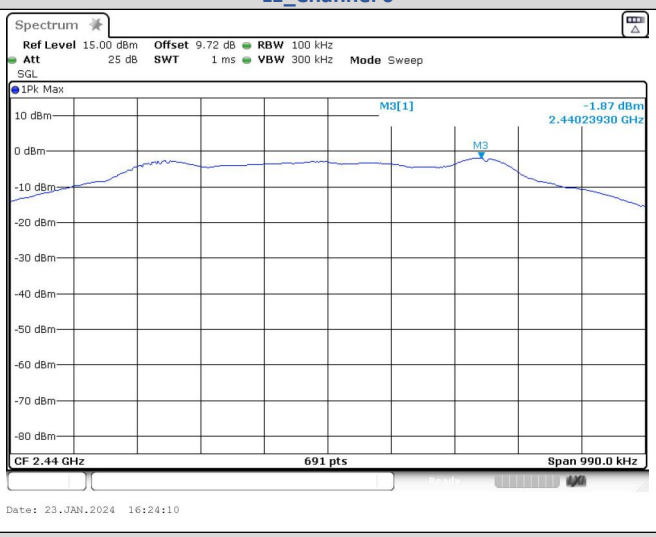

In-Band Reference Level

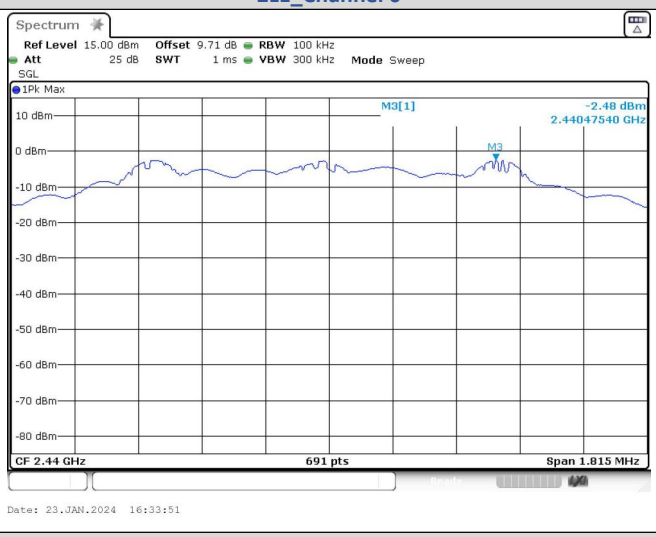

In-Band Reference Level

LE_Channel 19

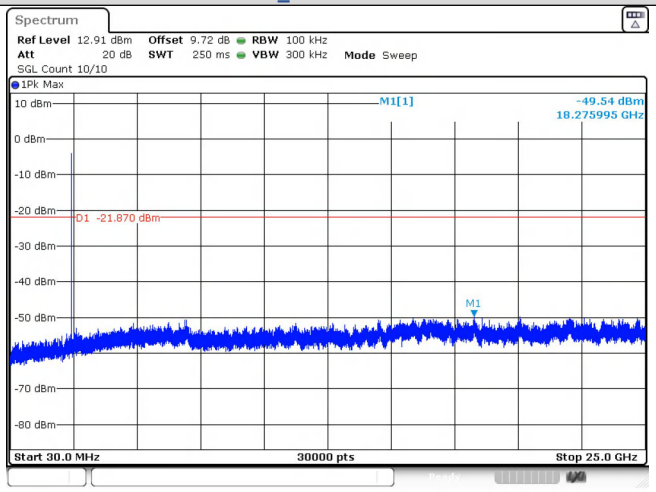

Date: 23.JAN.2024 16:24:34

2LE_Channel 19

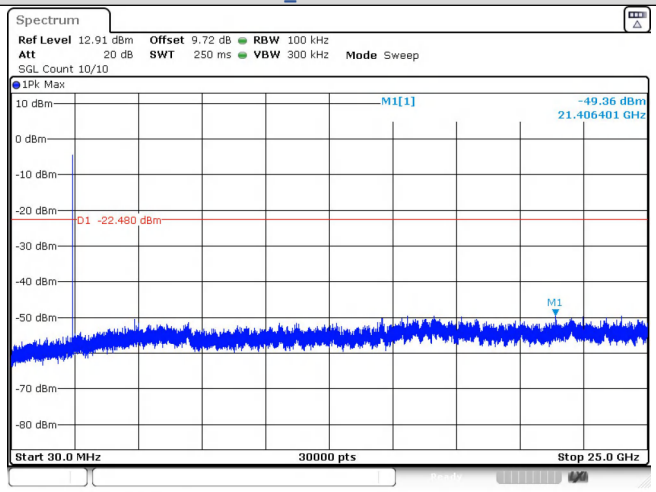

Date: 23.JAN.2024 16:34:15

Spurious Emissions LE_Channel 19

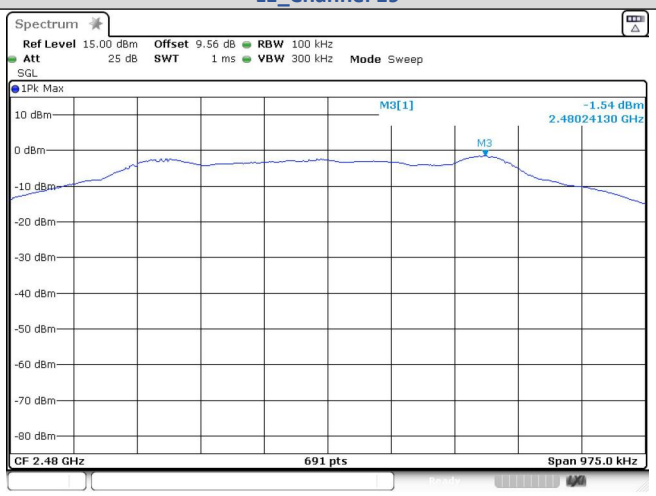

Date: 23.JAN.2024 16:26:29

Spurious Emissions 2LE_Channel 19

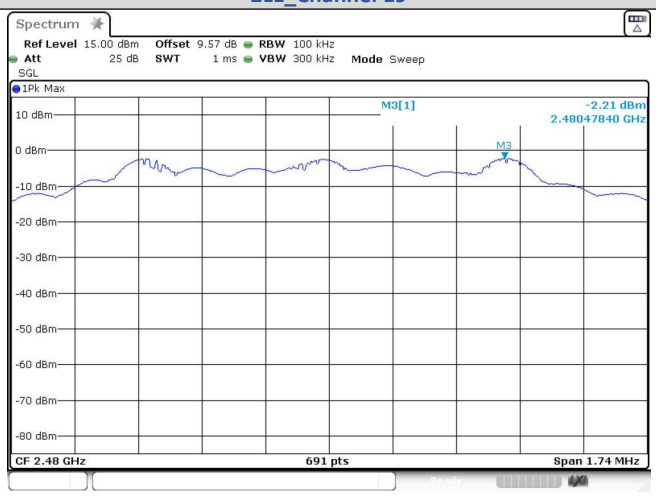

Date: 23.JAN.2024 16:36:16

In-Band Reference Level LE_Channel 39

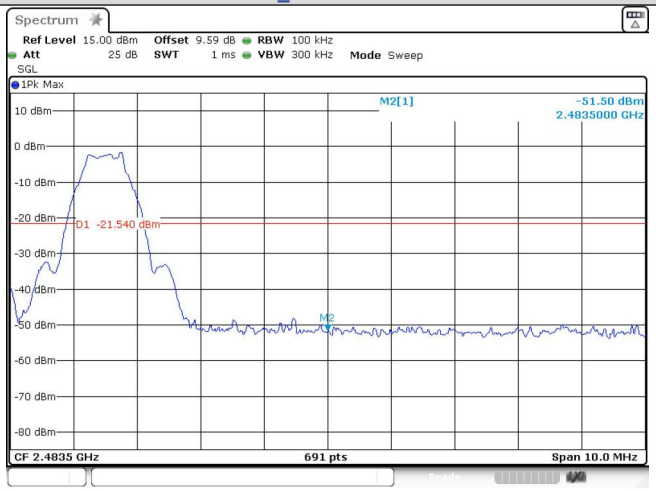

Date: 23.JAN.2024 16:26:48

In-Band Reference Level 2LE_Channel 39

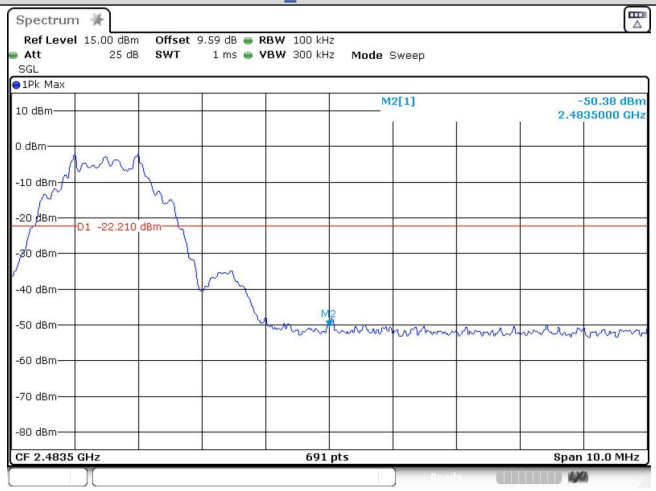

Date: 23.JAN.2024 16:36:35

Out Of Band Emission LE_Channel 39	Out Of Band Emission 2LE_Channel 39
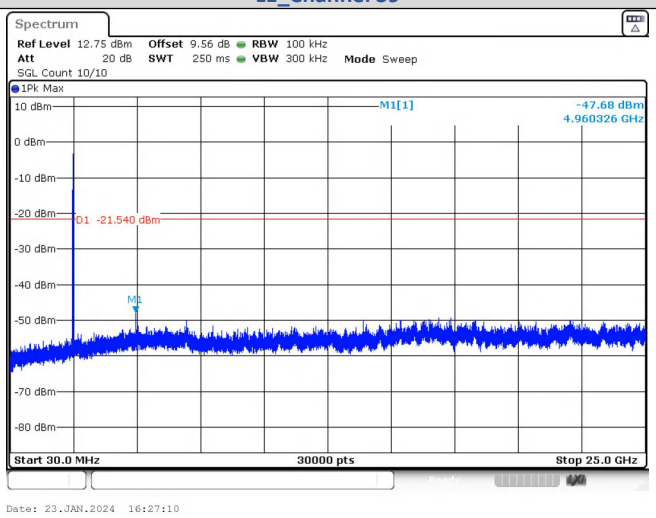	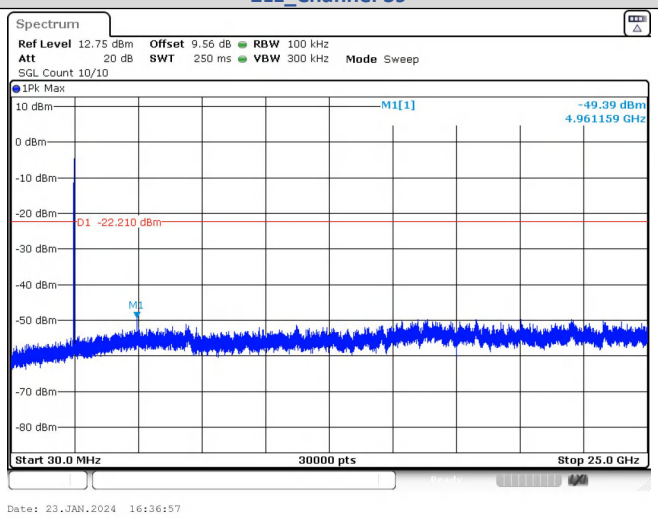
Spurious Emission LE_Channel 39	Spurious Emission 2LE_Channel 39

5) Duty Cycle

Test Result

Mode	Channel	On Time (ms)	Period (ms)	Duty Cycle (%)	Duty Cycle (linear)	Duty Cycle Factor (dB)	1/T
LE	0	2.124	2.499	85.01	0.8501	0.7053	0.47
	19	2.124	2.499	85.01	0.8501	0.7053	0.47
	39	2.124	2.499	85.01	0.8501	0.7053	0.47
2LE	0	1.072	2.499	42.91	0.4291	3.6744	0.93
	19	1.073	2.500	42.93	0.4293	3.6724	0.93
	39	1.073	2.500	42.93	0.4293	3.6724	0.93

Test Graphs

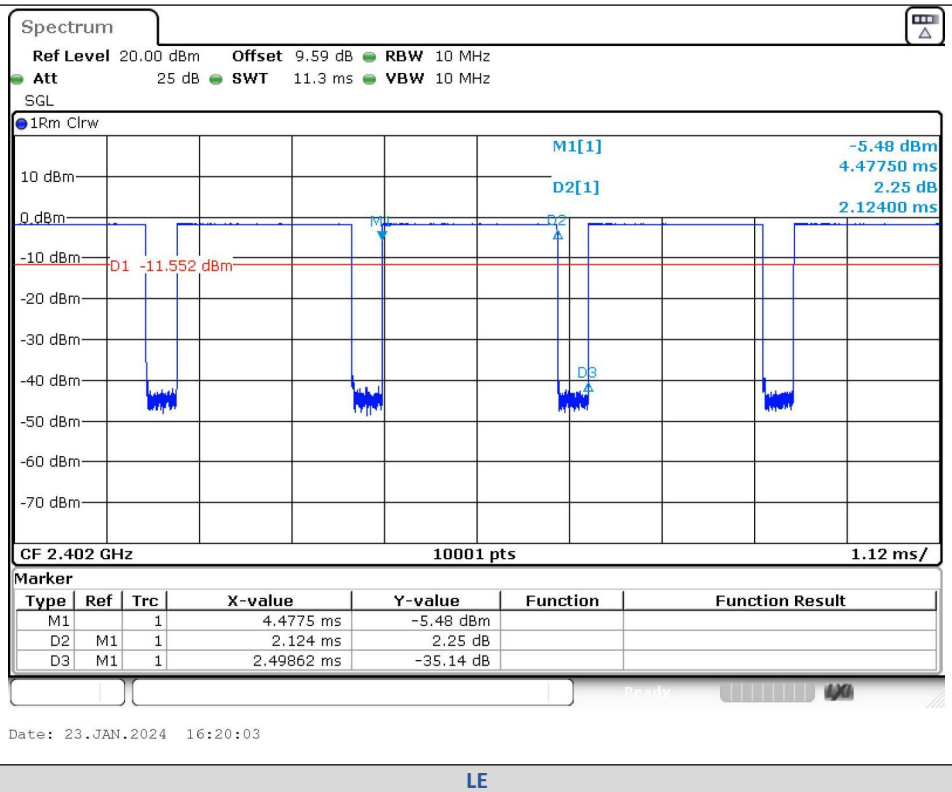

LE

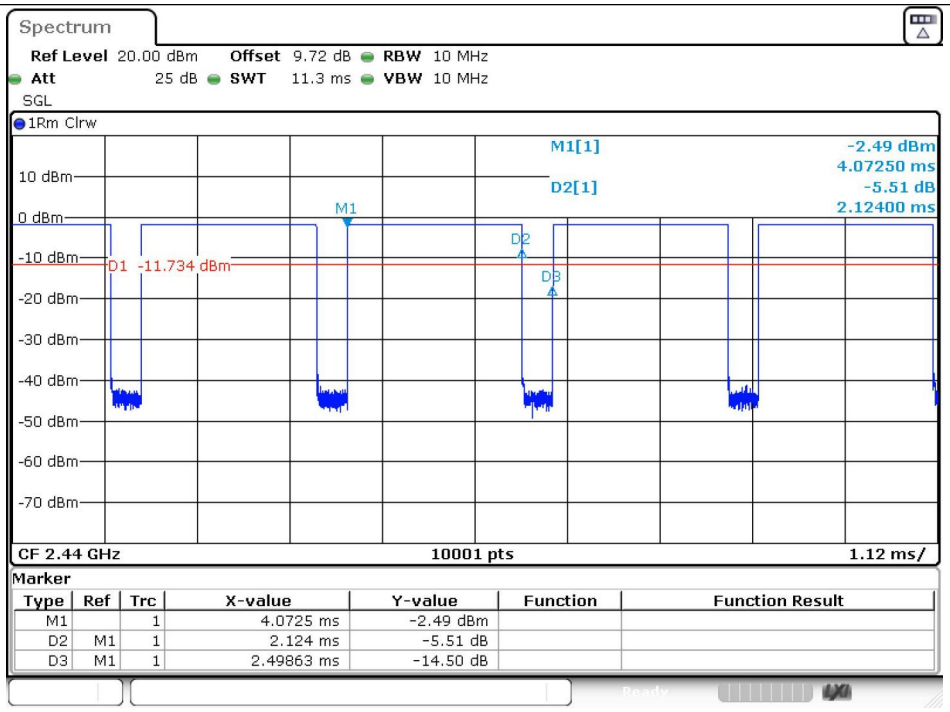

Marker

Type	Ref	Trc	X-value	Y-value	Function	Function Result
M1		1	4.0725 ms	-2.49 dBm		
D2	M1	1	2.124 ms	-5.51 dB		
D3	M1	1	2.49863 ms	-14.50 dB		

Date: 23.JAN.2024 16:22:44

LE

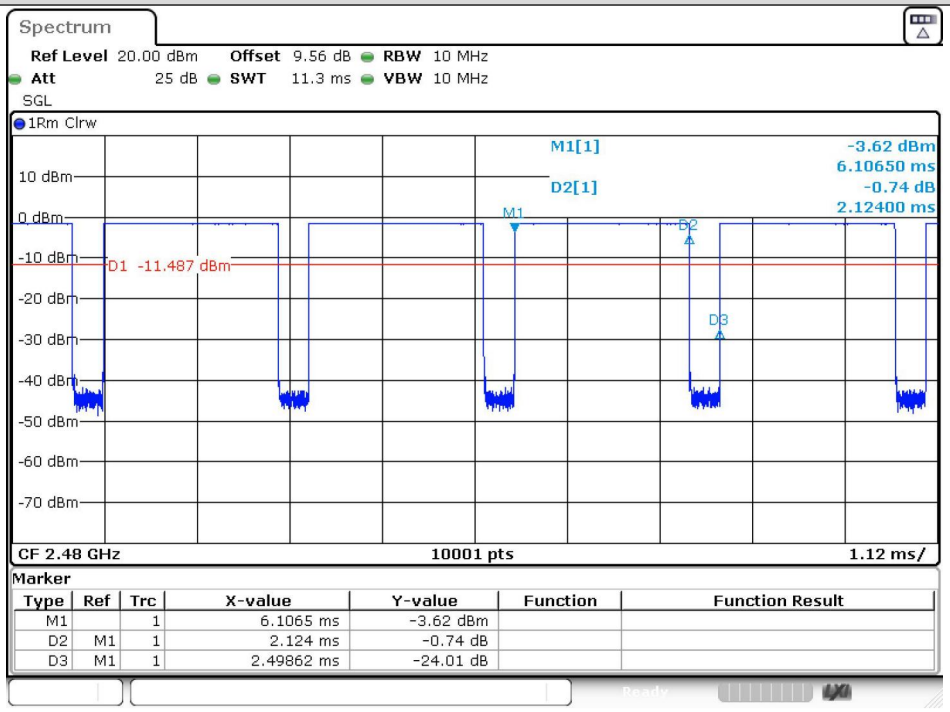

Marker

Type	Ref	Trc	X-value	Y-value	Function	Function Result
M1		1	6.1065 ms	-3.62 dBm		
D2	M1	1	2.124 ms	-0.74 dB		
D3	M1	1	2.49862 ms	-24.01 dB		

Date: 23.JAN.2024 16:25:03

LE

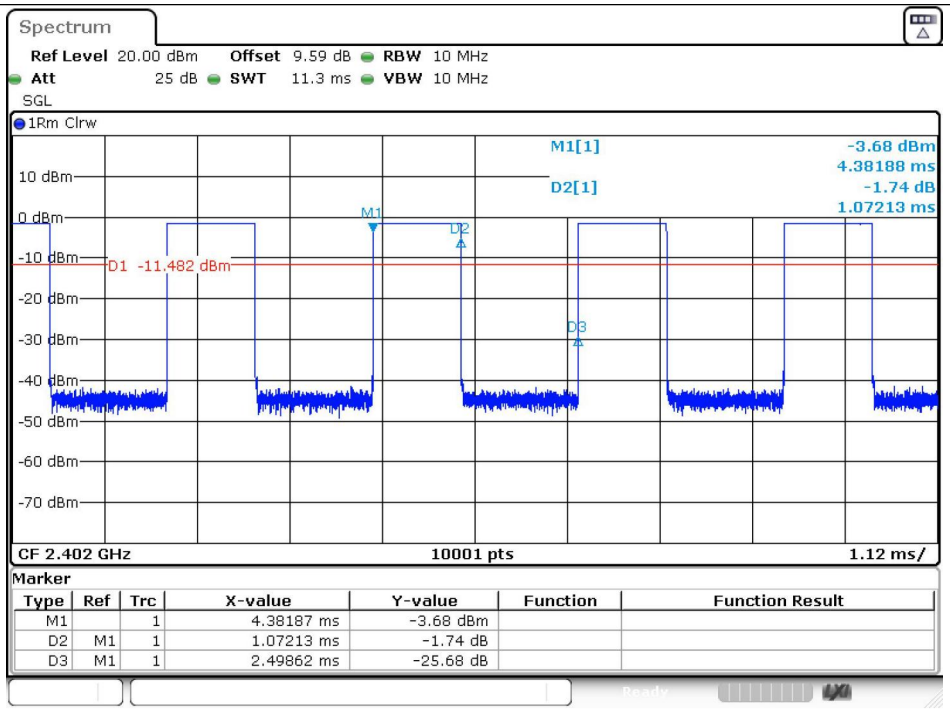

Date: 23.JAN.2024 16:27:42

2LE

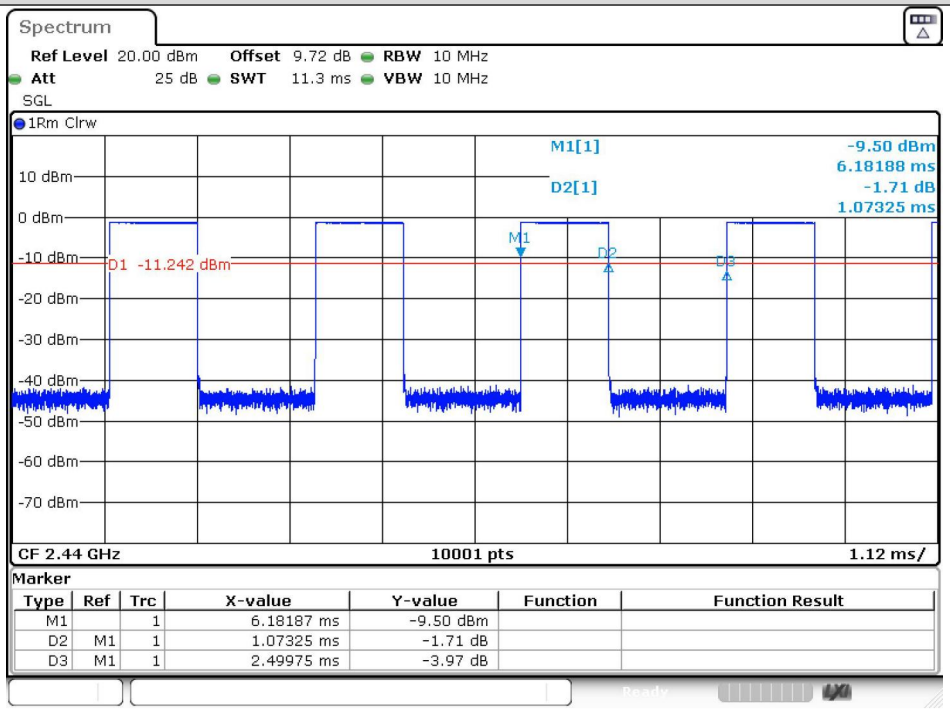

Date: 23.JAN.2024 16:32:25

2LE

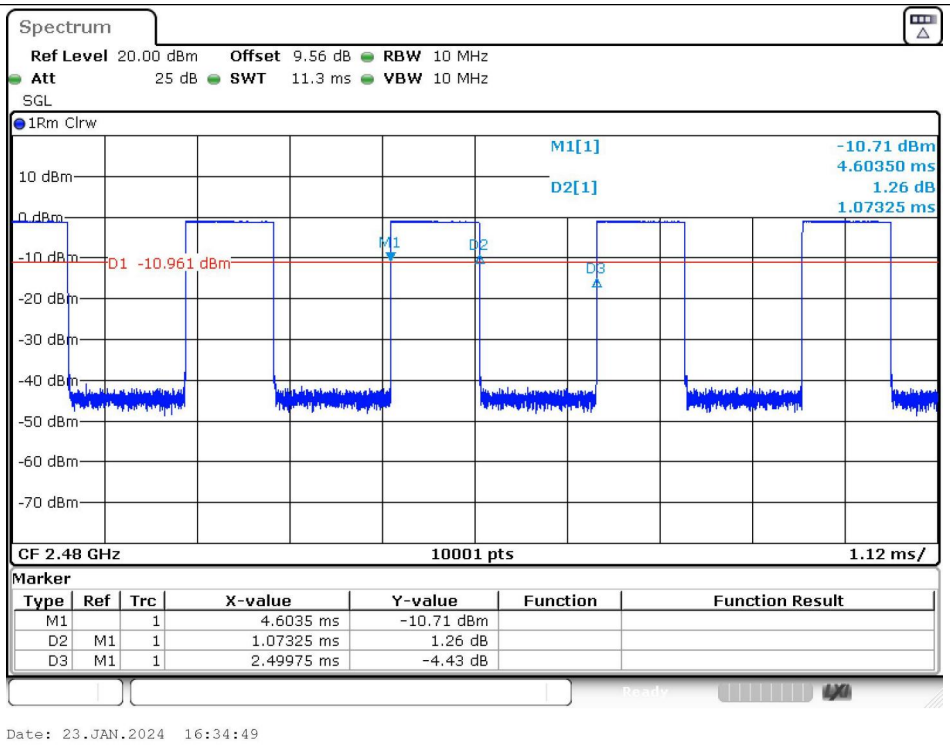
Spectrum
Ref Level 20.00 dBm Offset 9.56 dB RBW 10 MHz
Att 25 dB SWT 11.3 ms VBW 10 MHz
SGL
1Rm Clrw
M1[1] -10.71 dBm
4.60350 ms
D2[1] 1.26 dB
1.07325 ms
10 dBm
0 dBm
-10 dBm
-20 dBm
-30 dBm
-40 dBm
-50 dBm
-60 dBm
-70 dBm
D1 -10.961 dBm
M1
D2
D3
CF 2.48 GHz
10001 pts
1.12 ms/
Marker
Type Ref Trc X-value Y-value Function Function Result
M1 1 4.6035 ms -10.71 dBm
D2 M1 1 1.07325 ms 1.26 dB
D3 M1 1 2.49975 ms -4.43 dB
Date: 23.JAN.2024 16:34:49

2LE

6) Power Spectral Density

Test Result

Mode	Channel	PSD (dBm/3kHz)	Limit (dBm/3kHz)	Result
LE	0	-18.104	8	PASS
LE	19	-18.216	8	PASS
LE	39	-18.024	8	PASS
2LE	0	-21.116	8	PASS
2LE	19	-21.878	8	PASS
2LE	39	-20.829	8	PASS

Test Graphs

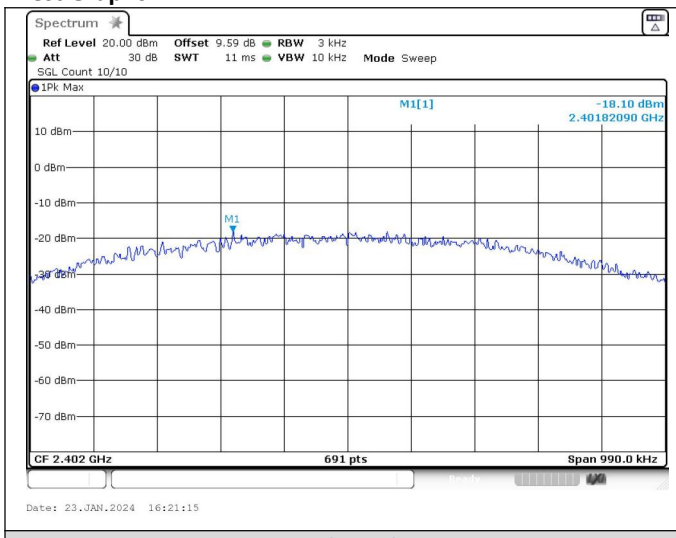

LE_Channel 0

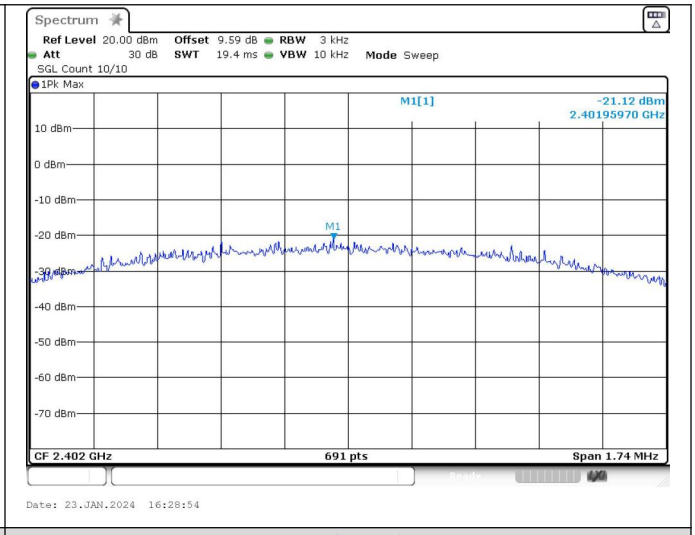

2LE_Channel 0

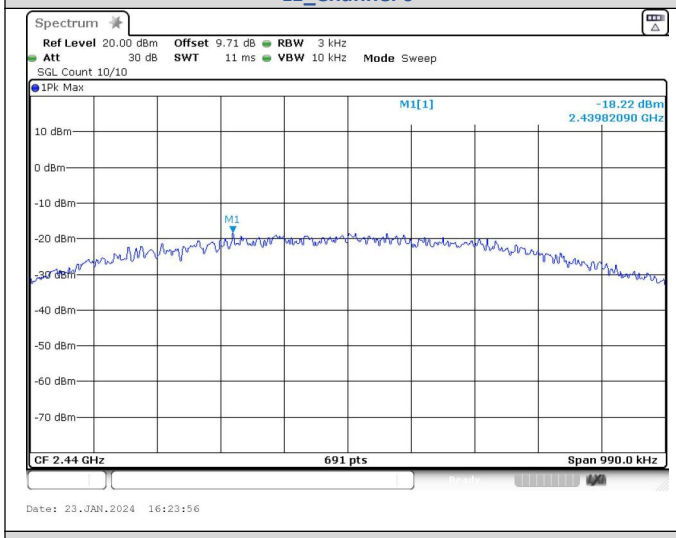

LE_Channel 19

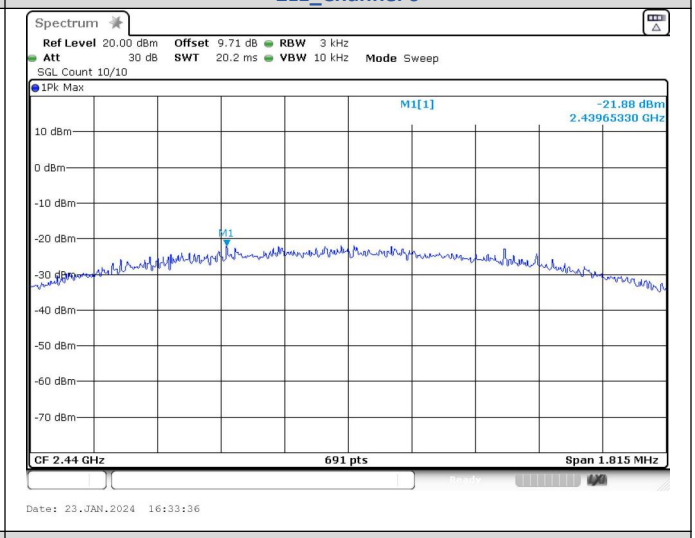

2LE_Channel 19

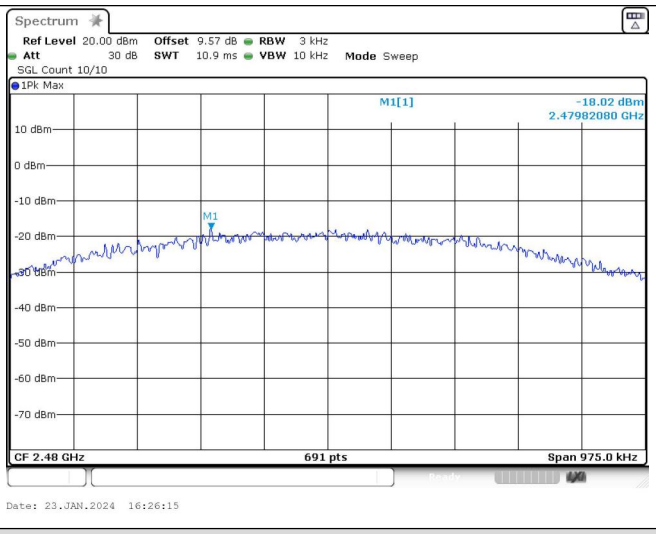

LE_Channel 39

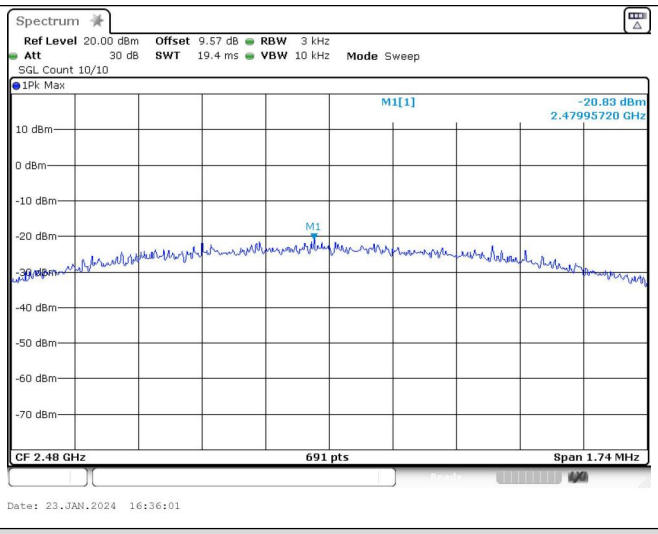

2LE_Channel 39