Appendix B

Report No.:	CISRR24012514502
FCC ID:	2BET5-I31PRO
Product Name:	TWS Bluetooth earphones
Model No.:	i31pro
Test Engineer:	Lucas Huang
Supervised by:	Rory Huang

1) Conducted Peak Output Power

Test Result

Mode	Channel	Peak Output Power (dBm)	Peak Output Power (mW)	Limit (dBm)	Result
LE	0	5.082	3.22	30	PASS
	19	5.026	3.18	30	PASS
	39	5.065	3.21	30	PASS

2) 99% Bandwidth

Test Result

Mode	Channel	99% BW (MHz)
LE	0	1.0320
LE	19	1.0320
LE	39	1.0370

Test Graphs

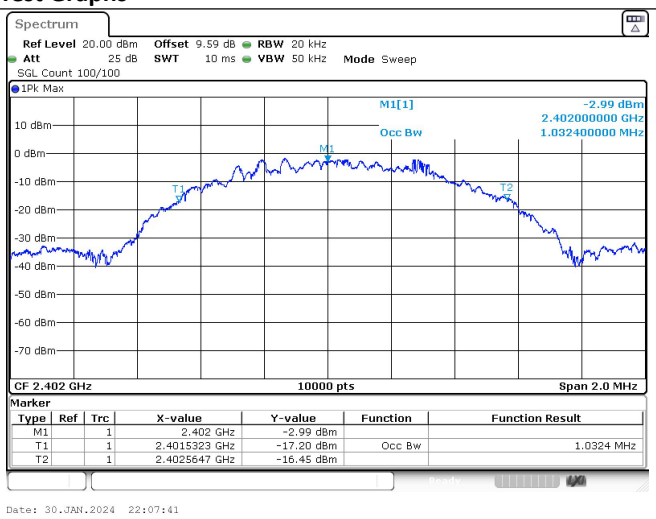

LE_Channel 0

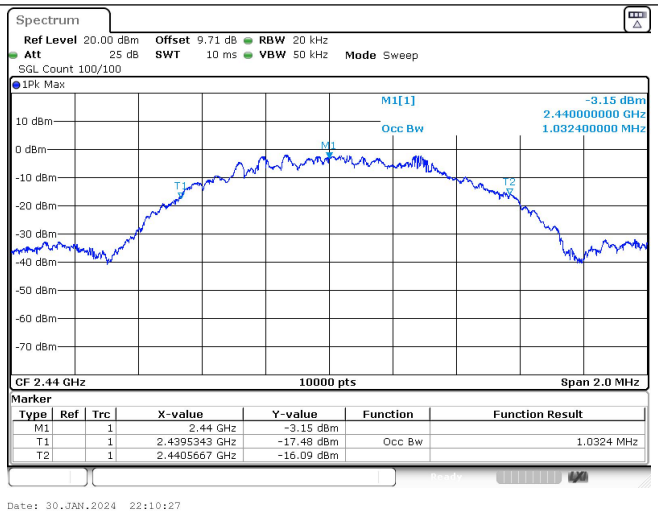

LE_Channel 19

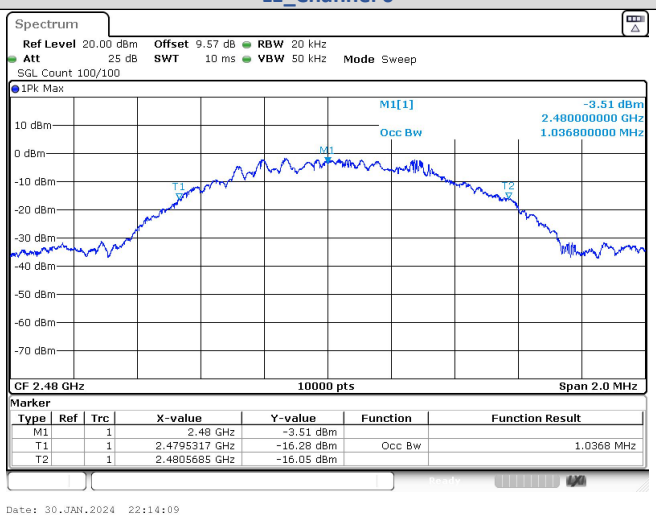

LE_Channel 39

3) 6dB Bandwidth

Test Result

Mode	Channel	Center Frequency (MHz)	6 dB Bandwidth (MHz)	Limit (MHz)	Result
LE	0	2402	0.6700	0.5	PASS
	19	2440	0.6600		PASS
	39	2480	0.6600		PASS

Test Graphs

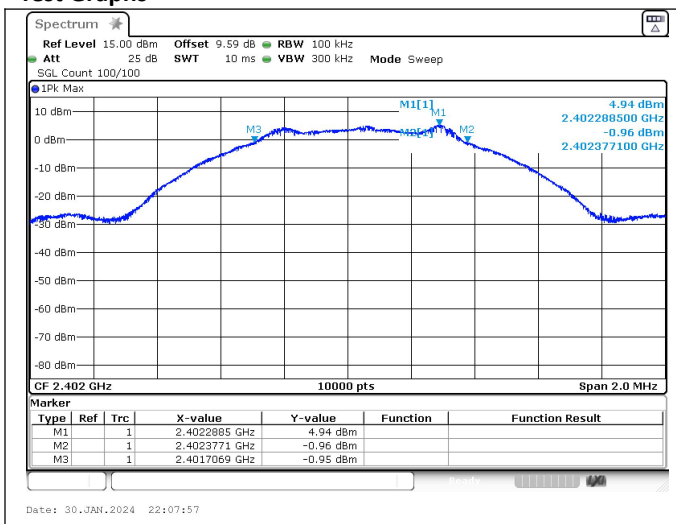

LE_Channel 0

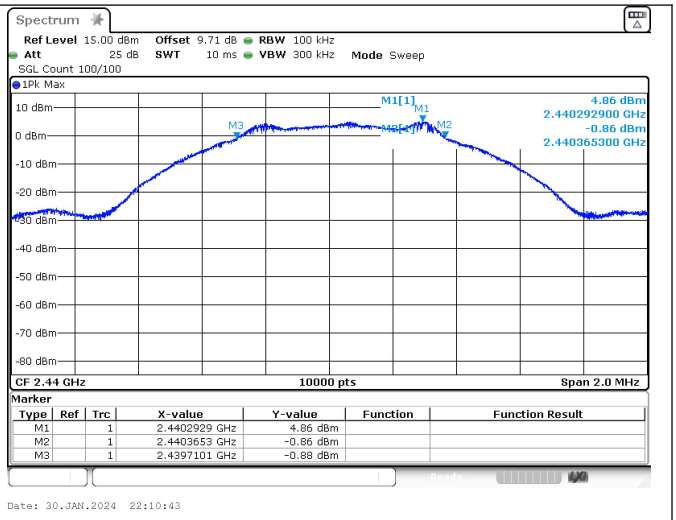

LE_Channel 19

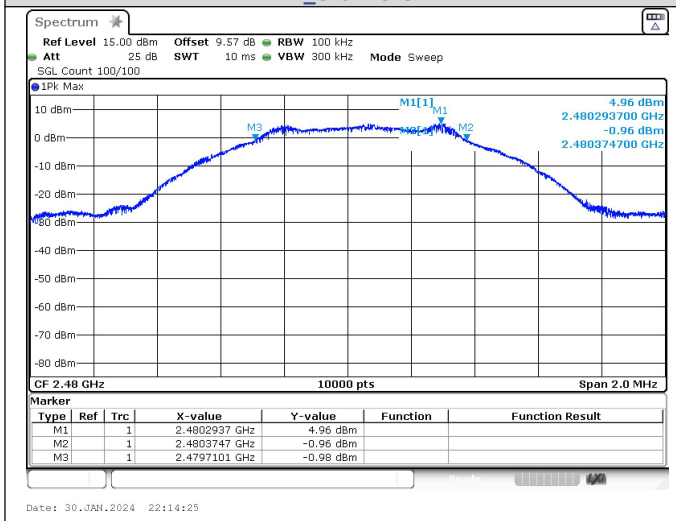

LE_Channel 39

4) Conducted Out Of Band Emission

Test Result

Mode	Channel	OOB Emission Frequency (MHz)	OOB Emission Level (dBm)	Limit (dBm)	Over Limit (dB)	Result
LE	0	2400.00	-45.391	-15.05	-30.341	PASS
		7205.96	-39.787	-15.05	-24.737	PASS
	19	9760.39	-38.251	-15.12	-23.131	PASS
	39	2483.50	-51.812	-15.07	-36.742	PASS
		9920.20	-39.822	-15.07	-24.752	PASS

Test Graphs

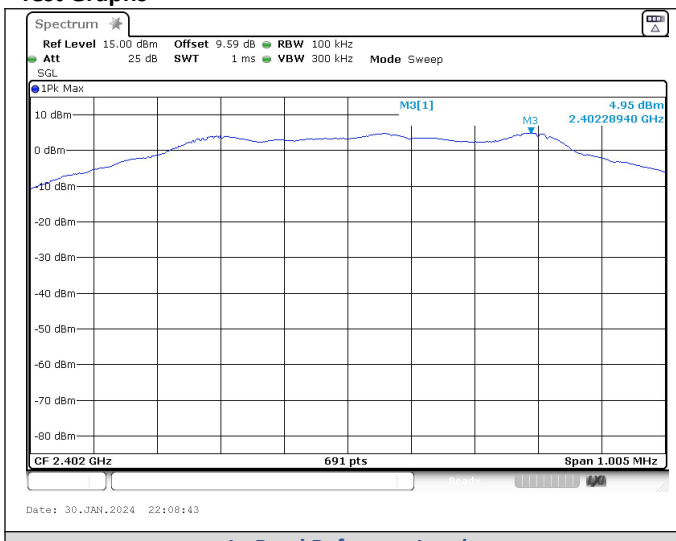

In-Band Reference Level
LE_Channel 0

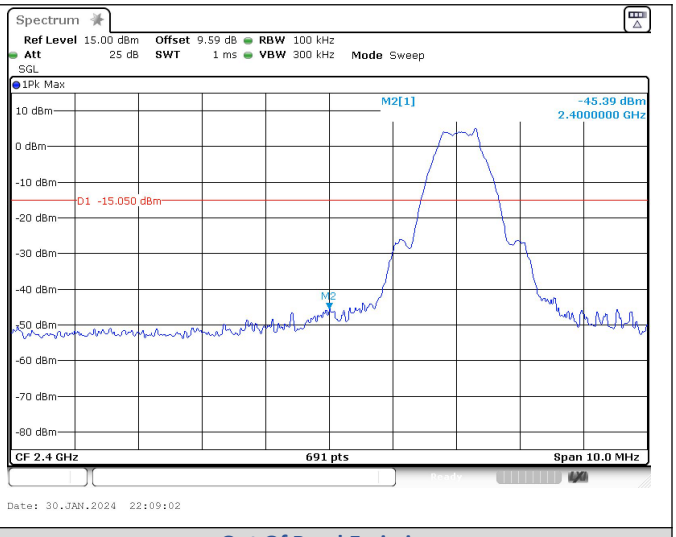

Out Of Band Emission
LE_Channel 0

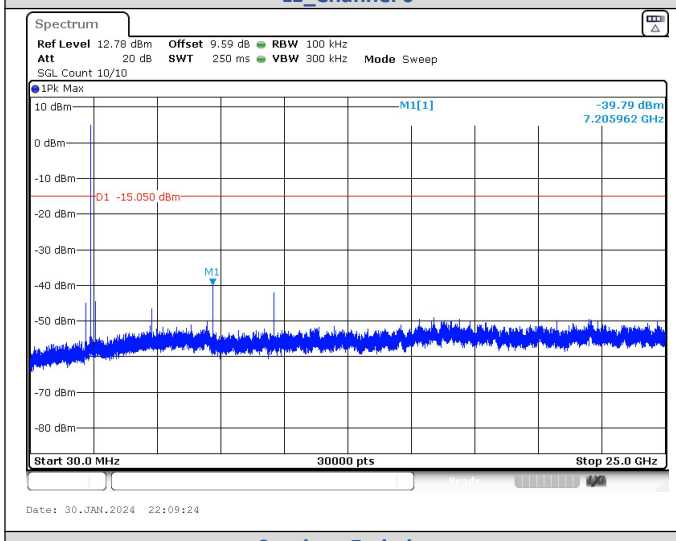

Spurious Emission
LE_Channel 0

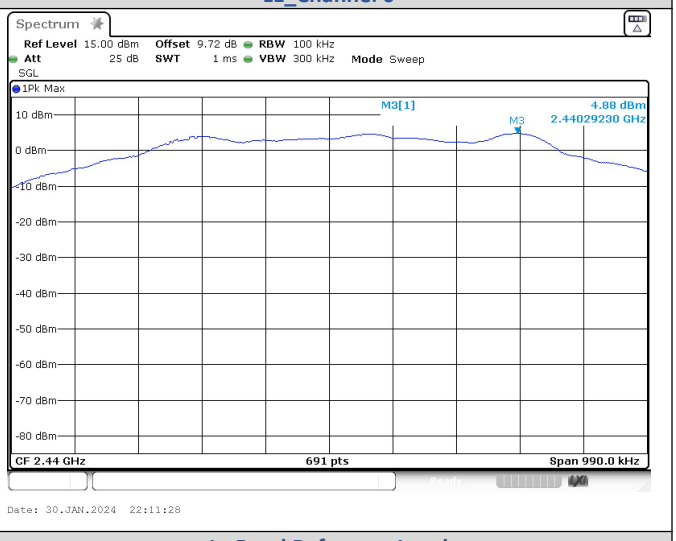

In-Band Reference Level
LE_Channel 19

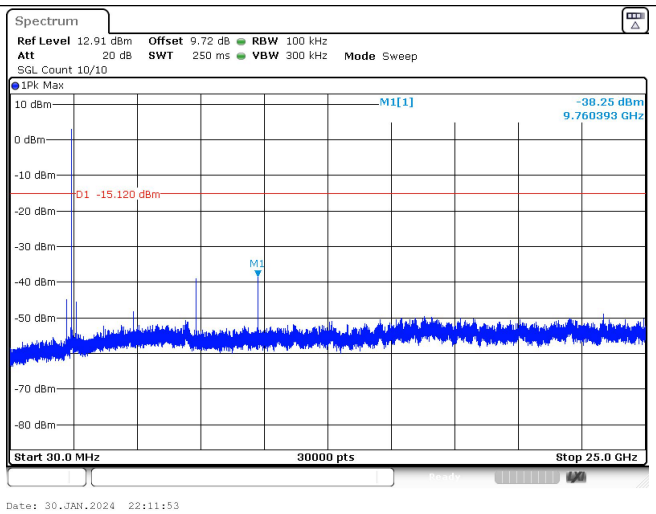

Spurious Emissions
LE_Channel 19

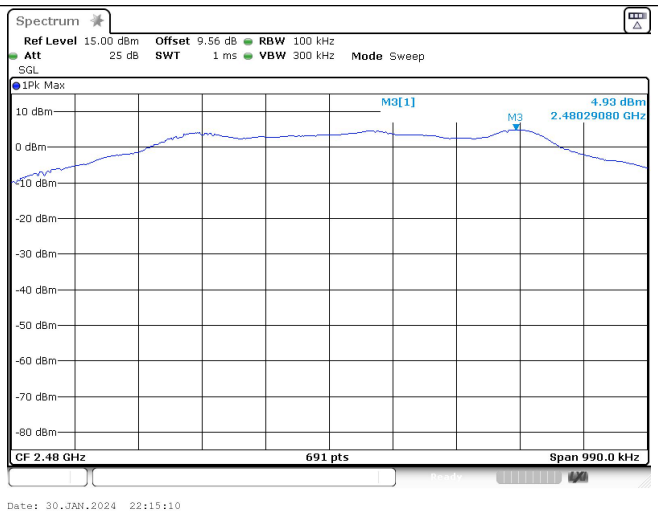

In-Band Reference Level
LE_Channel 39

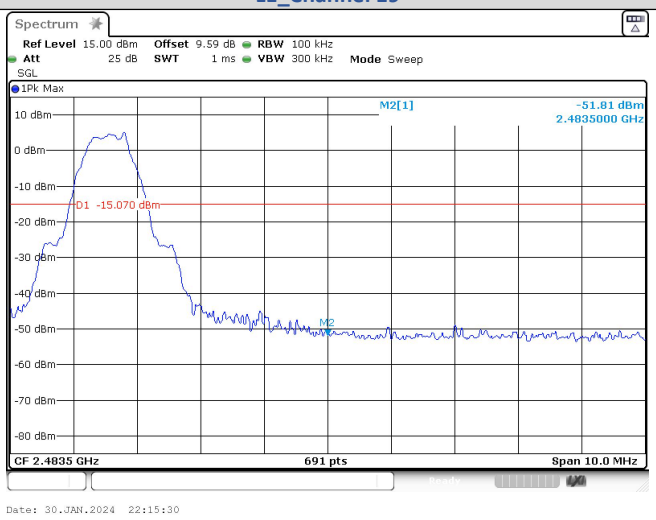

Out Of Band Emission
LE_Channel 39

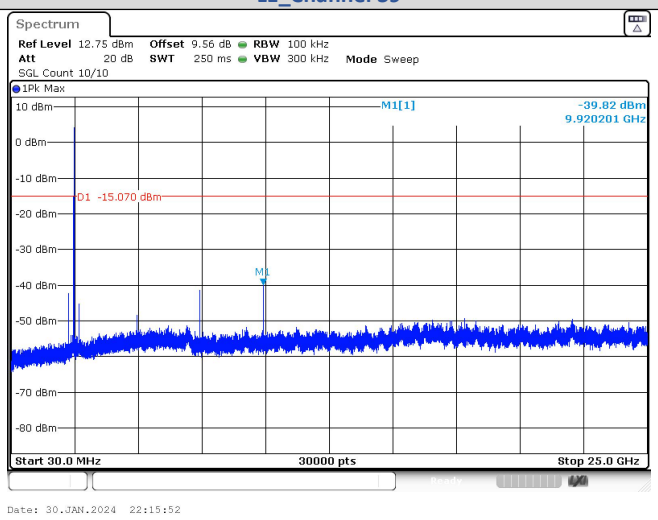

Spurious Emission
LE_Channel 39

5) Duty Cycle

Test Result

Mode	Channel	On Time (ms)	Period (ms)	Duty Cycle (%)	Duty Cycle (linear)	Duty Cycle Factor (dB)	1/T
LE	0	2.133	2.499	85.37	0.8537	0.6869	0.47
	19	2.133	2.499	85.37	0.8537	0.6869	0.47
	39	2.133	2.499	85.37	0.8537	0.6869	0.47

Test Graphs

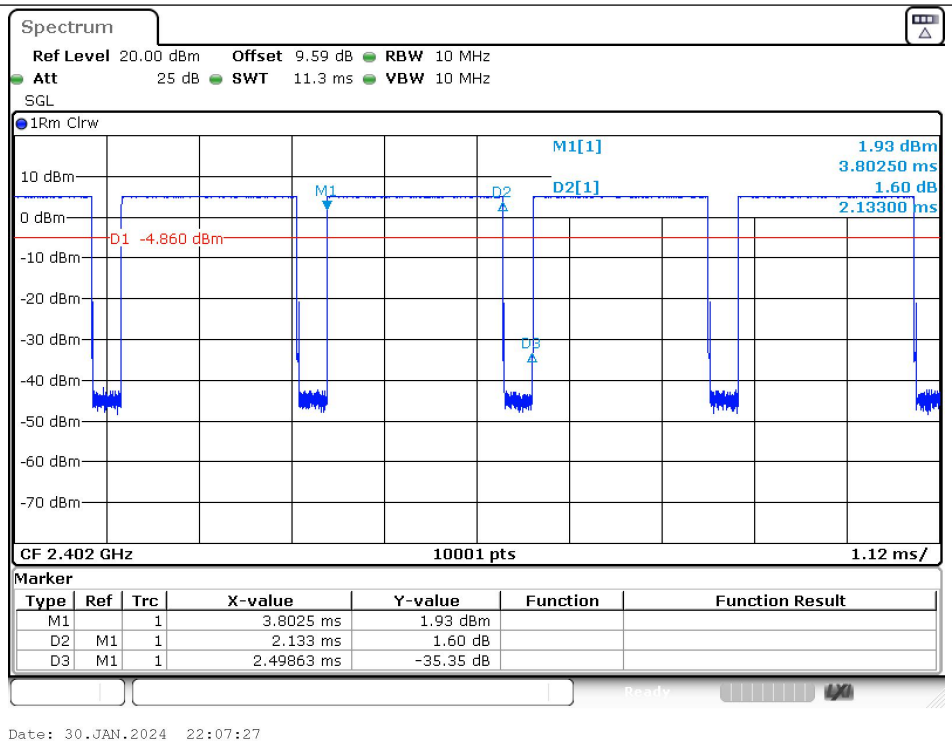

LE

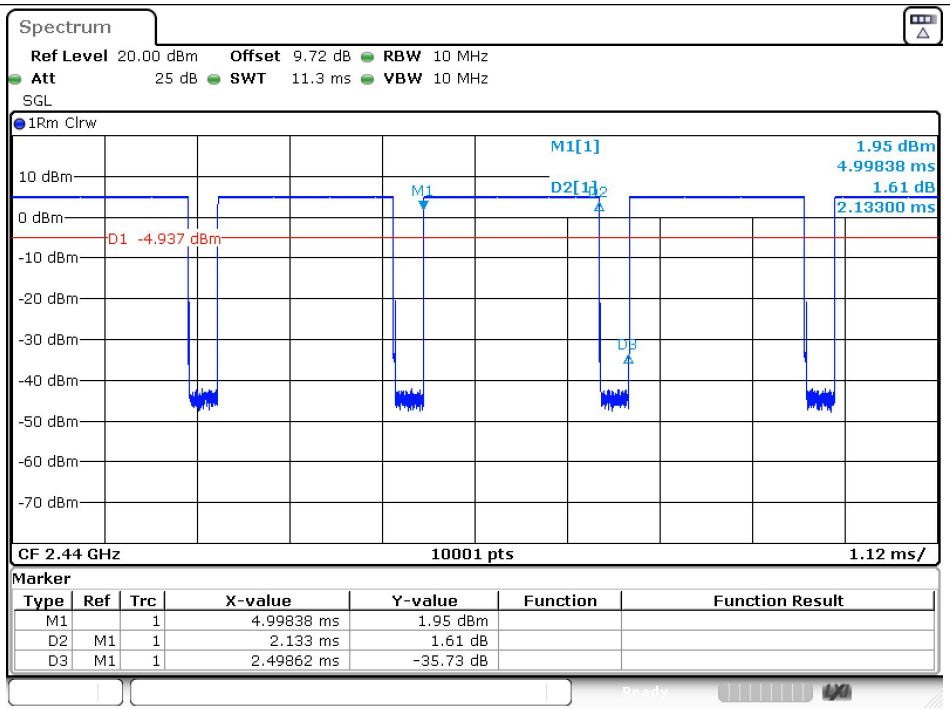

Marker

Type	Ref	Trc	X-value	Y-value	Function	Function Result
M1		1	4.99838 ms	1.95 dBm		
D2	M1	1	2.133 ms	1.61 dB		
D3	M1	1	2.49862 ms	-35.73 dB		

Date: 30.JAN.2024 22:10:12

LE

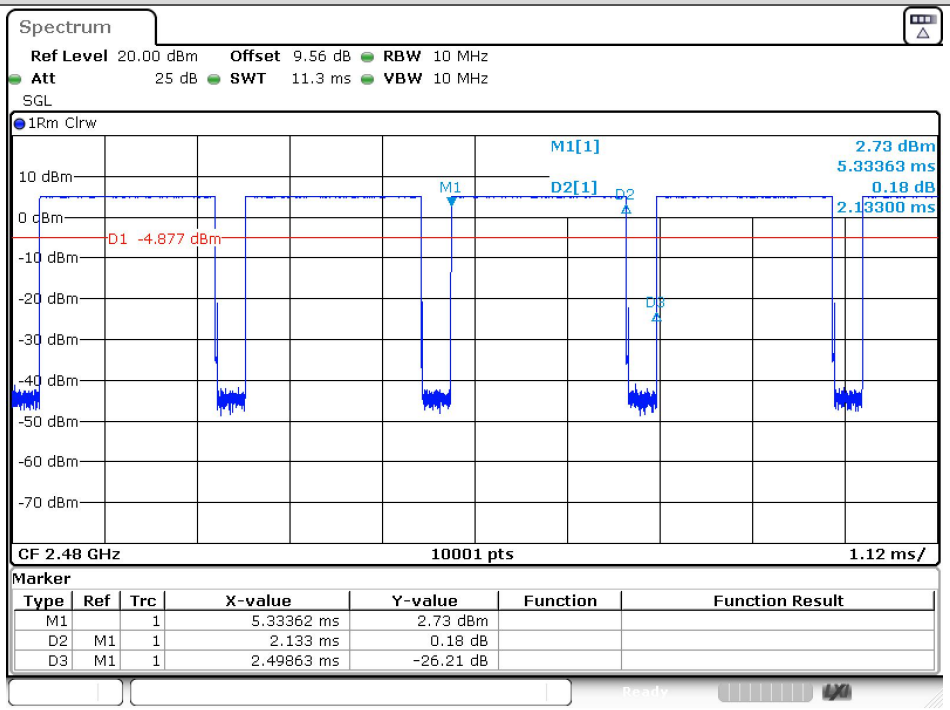

Marker

Type	Ref	Trc	X-value	Y-value	Function	Function Result
M1		1	5.33362 ms	2.73 dBm		
D2	M1	1	2.133 ms	0.18 dB		
D3	M1	1	2.49863 ms	-26.21 dB		

Date: 30.JAN.2024 22:13:54

LE

6) Power Spectral Density

Test Result

Mode	Channel	PSD (dBm/3kHz)	Limit (dBm/3kHz)	Result
LE	0	-11.436	8	PASS
LE	19	-11.550	8	PASS
LE	39	-11.438	8	PASS

Test Graphs

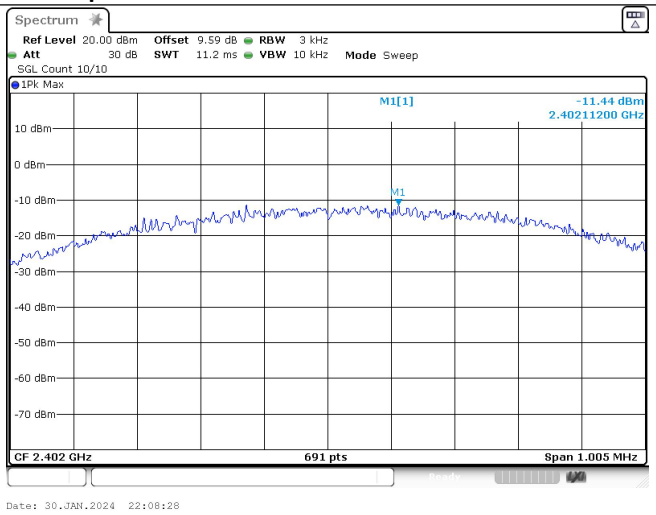

LE_Channel 0

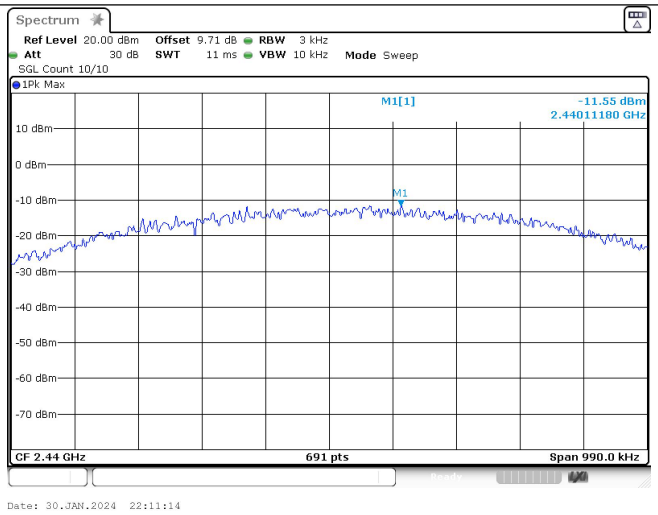

LE_Channel 19

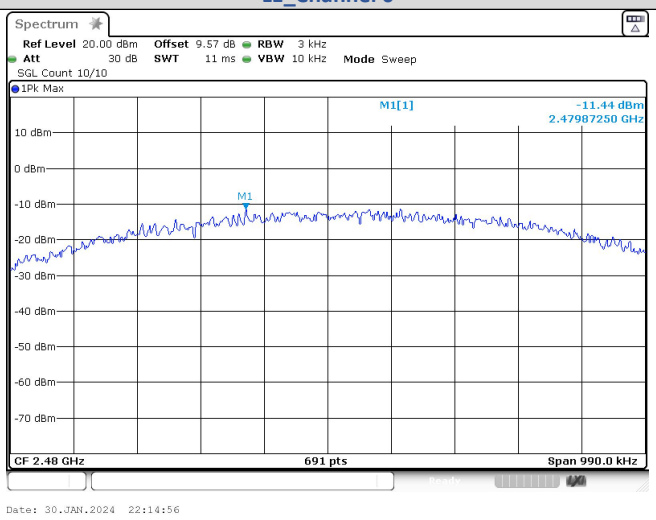

LE_Channel 39