APPENDIX III. Number Of Hopping Channel

Antenna A

Test Result

Modulation	Packet	Number of Hopping Channel	Limit	Result
GFSK	DH5	79	15	PASS
GFSK	DH5	79	15	PASS
GFSK	DH5	79	15	PASS
π/4DQPSK	2-DH5	79	15	PASS
π/4DQPSK	2-DH5	79	15	PASS
π/4DQPSK	2-DH5	79	15	PASS
8DPSK	3-DH5	79	15	PASS
8DPSK	3-DH5	79	15	PASS
8DPSK	3-DH5	79	15	PASS

Test Graphs

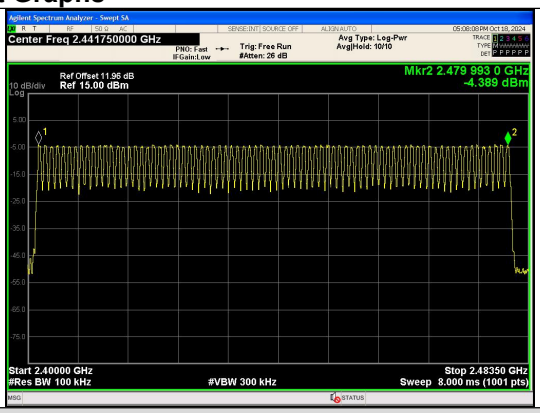

Hopping Plot
GFSK

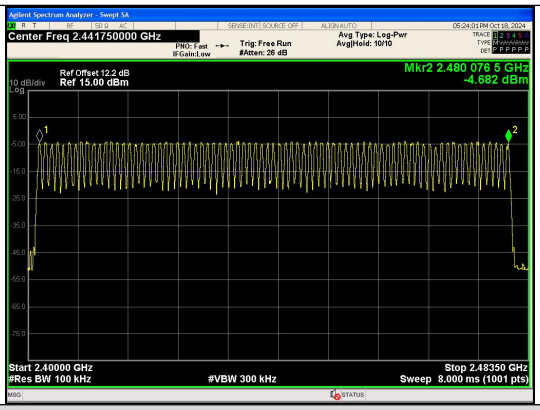

Hopping Plot
GFSK

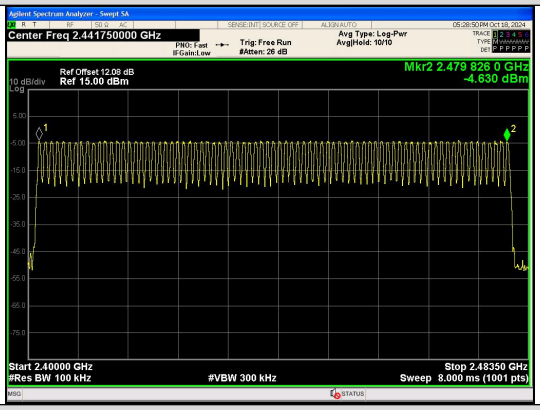

Hopping Plot
GFSK

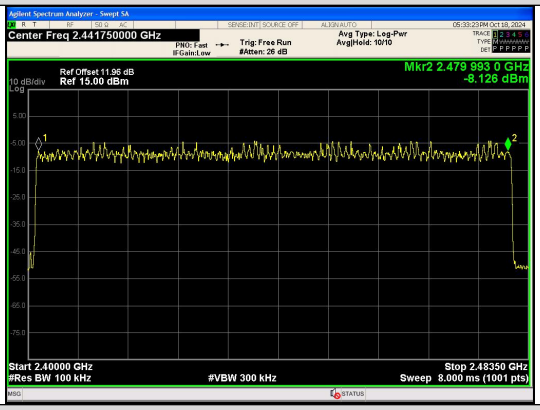

Hopping Plot
π/4DQPSK

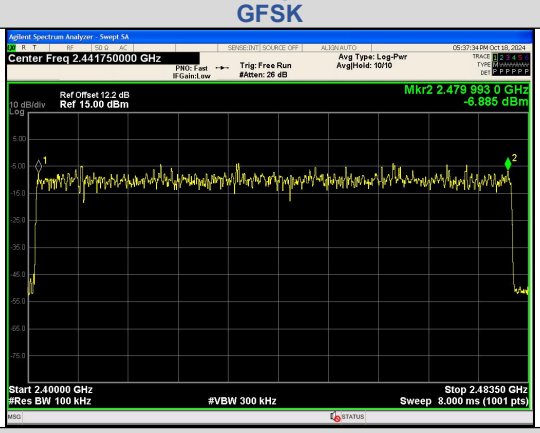

Hopping Plot
π/4DQPSK

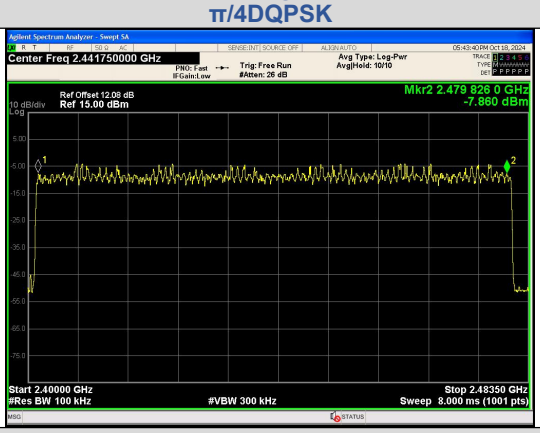

Hopping Plot
π/4DQPSK

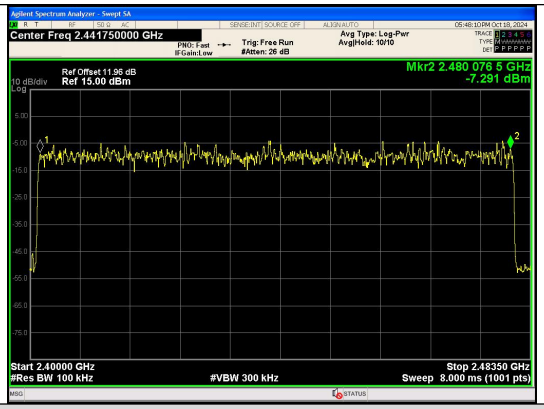

Hopping Plot
8DPSK

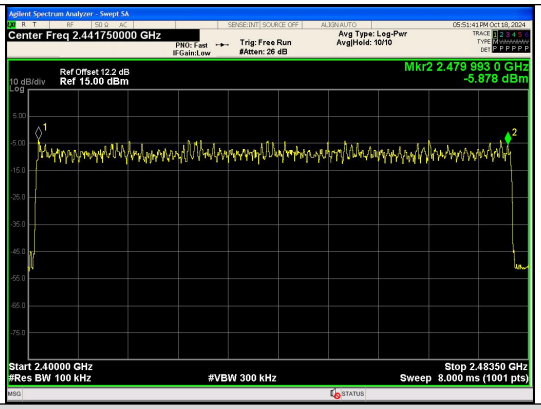

Hopping Plot
8DPSK

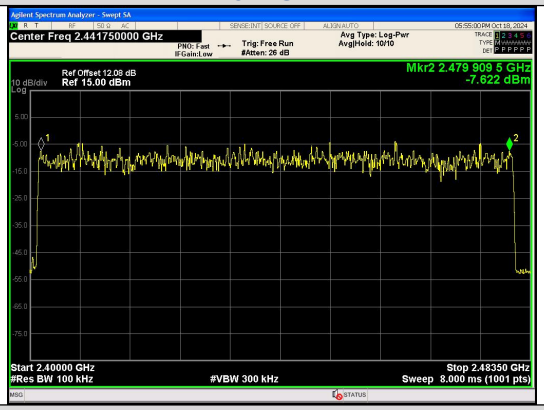

Hopping Plot
8DPSK

Antenna B
Test Result

Modulation	Packet	Number of Hopping Channel	Limit	Result
GFSK	DH5	79	15	PASS
GFSK	DH5	79	15	PASS
GFSK	DH5	79	15	PASS
π/4DQPSK	2-DH5	79	15	PASS
π/4DQPSK	2-DH5	79	15	PASS
π/4DQPSK	2-DH5	79	15	PASS
8DPSK	3-DH5	79	15	PASS
8DPSK	3-DH5	79	15	PASS
8DPSK	3-DH5	79	15	PASS

Test Graphs

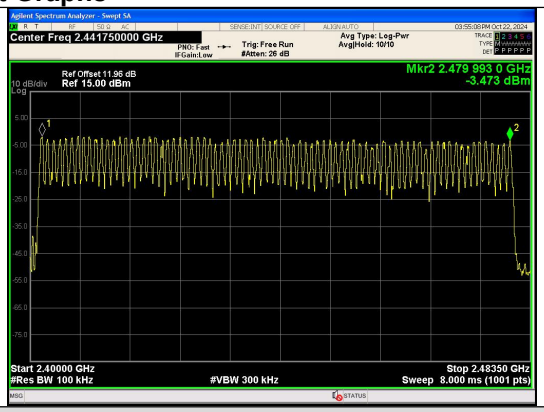

Hopping Plot
GFSK

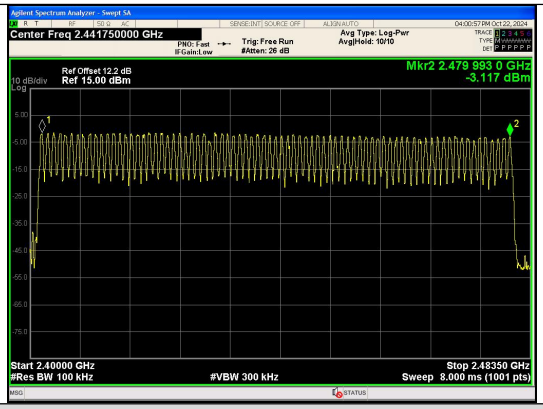

Hopping Plot
GFSK

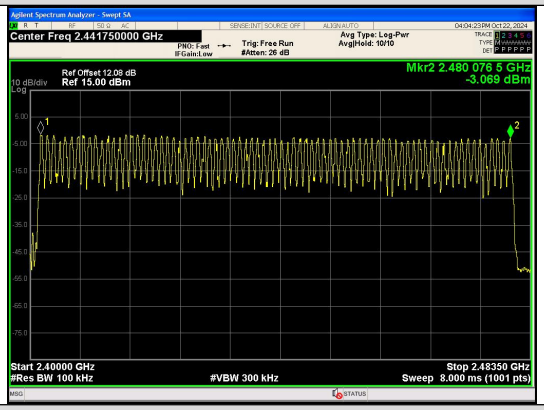

Hopping Plot
GFSK

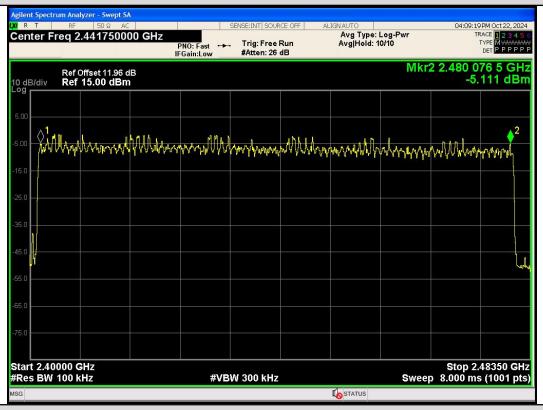

Hopping Plot
π/4DQPSK

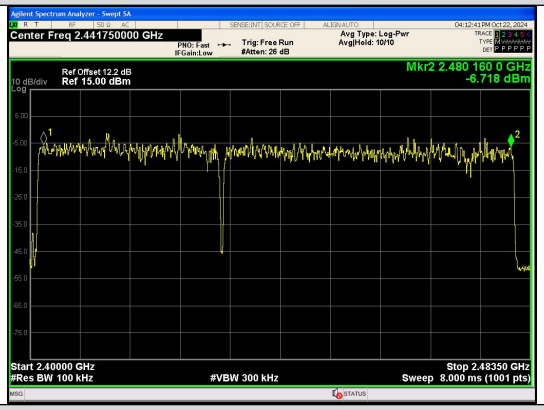

Hopping Plot
π/4DQPSK

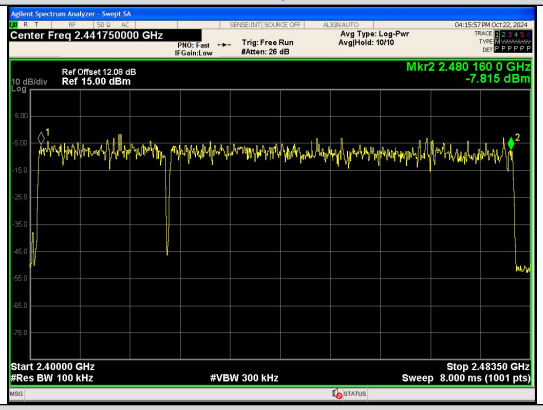

Hopping Plot
π/4DQPSK

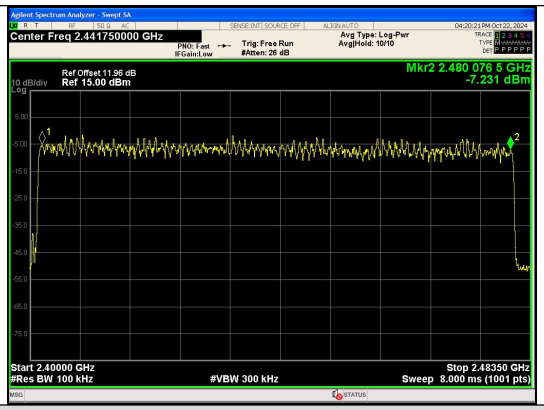

Hopping Plot
8DPSK

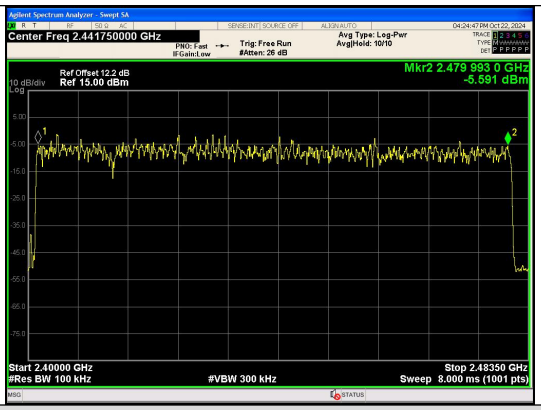

Hopping Plot
8DPSK

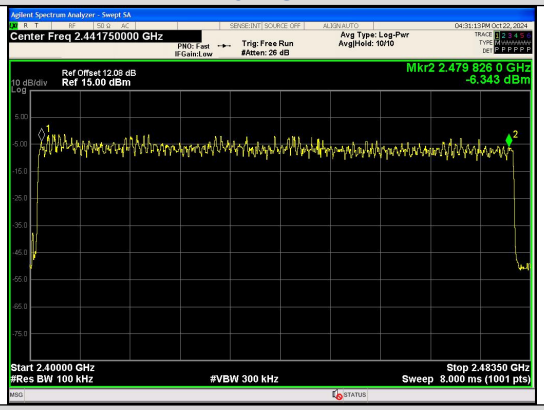

Hopping Plot
8DPSK

APPENDIX IV. Conducted Peak Output Power

Antenna A
Test Result

Modulation	Packet Type	Channel	Peak Output Power (dBm)	Peak Output Power (mW)	Max. Avg. Power (dBm)	Limit (dBm)	Result
GFSK	DH5	0	-3.946	0.403	None	≤30	PASS
		39	-3.696	0.427	None		PASS
		78	-3.605	0.436	None		PASS
π/4DQPSK	2-DH5	0	-3.097	0.490	None	≤20.97	PASS
		39	-2.815	0.523	None		PASS
		78	-2.701	0.537	None		PASS
8DPSK	3-DH5	0	-2.618	0.547	None		PASS
		39	-2.349	0.582	None		PASS
		78	-2.242	0.597	None		PASS

Antenna B
Test Result

Modulation	Packet Type	Channel	Peak Output Power (dBm)	Peak Output Power (mW)	Max. Avg. Power (dBm)	Limit (dBm)	Result
GFSK	DH5	0	-1.277	0.745	None	≤30	PASS
		39	-1.736	0.671	None		PASS
		78	-2.476	0.565	None		PASS
π/4DQPSK	2-DH5	0	-0.405	0.911	None	≤20.97	PASS
		39	-0.858	0.821	None		PASS
		78	-1.552	0.700	None		PASS
8DPSK	3-DH5	0	-0.013	0.997	None		PASS
		39	-0.429	0.906	None		PASS
		78	-1.169	0.764	None		PASS

APPENDIX V. 99% Bandwidth

Antenna A

Test Result

Modulation	Channel	Center Frequency (MHz)	99% BW (MHz)
GFSK	0	2402	0.85933
	39	2441	0.85224
	78	2480	0.84765
π/4DQPSK	0	2402	1.1767
	39	2441	1.1815
	78	2480	1.1850
8DPSK	0	2402	1.1844
	39	2441	1.1880
	78	2480	1.1926

Test Graphs

GFSK_DH5_Channel 0

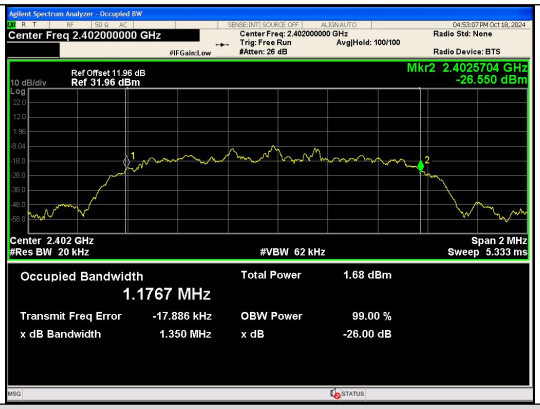

π/4DQPSK_2-DH5_Channel 0

GFSK_DH5_Channel 39

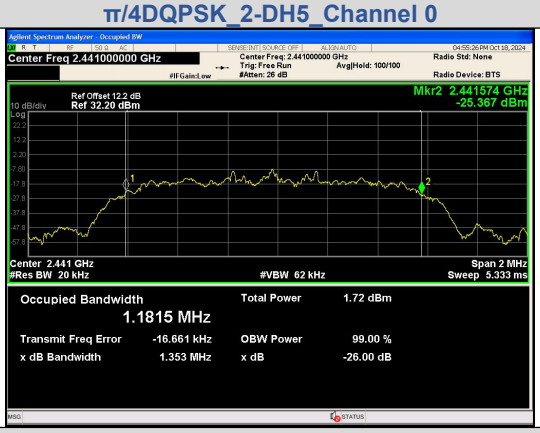

π/4DQPSK_2-DH5_Channel 39

GFSK_DH5_Channel 78

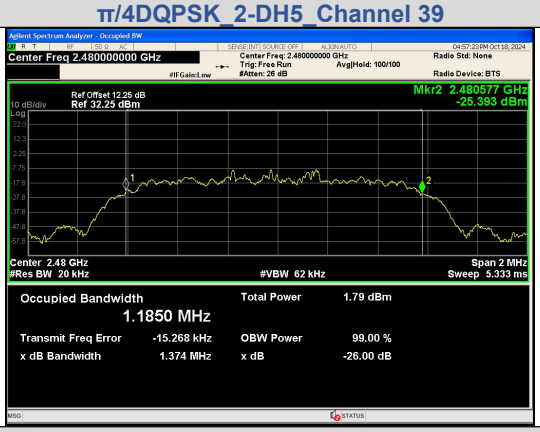

π/4DQPSK_2-DH5_Channel 78

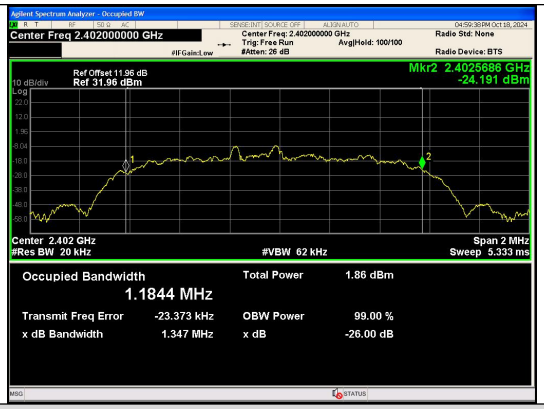

8DPSK_3-DH5_Channel 0

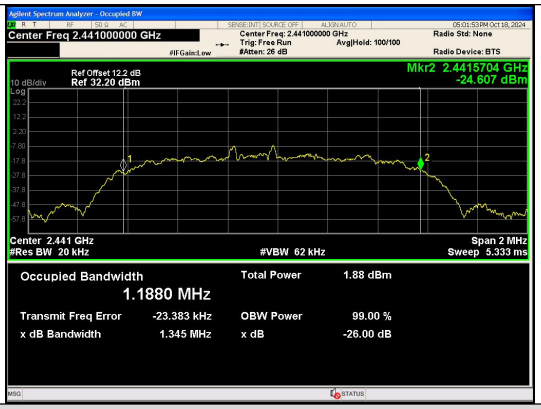

8DPSK_3-DH5_Channel 39

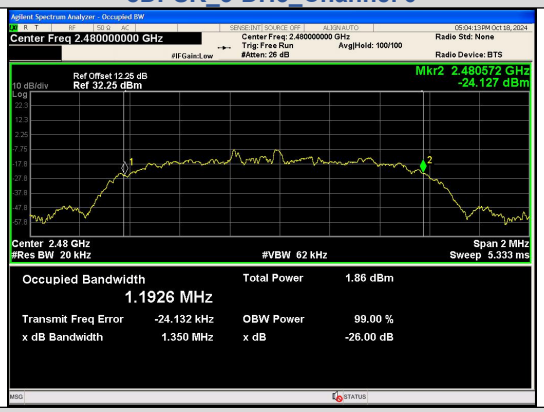

8DPSK_3-DH5_Channel 78

Antenna B
Test Result

Modulation	Channel	Center Frequency (MHz)	99% BW (MHz)
GFSK	0	2402	0.84631
	39	2441	0.84586
	78	2480	0.85717
π/4DQPSK	0	2402	1.1823
	39	2441	1.1781
	78	2480	1.1850
8DPSK	0	2402	1.1906
	39	2441	1.1945
	78	2480	1.1934

Test Graphs

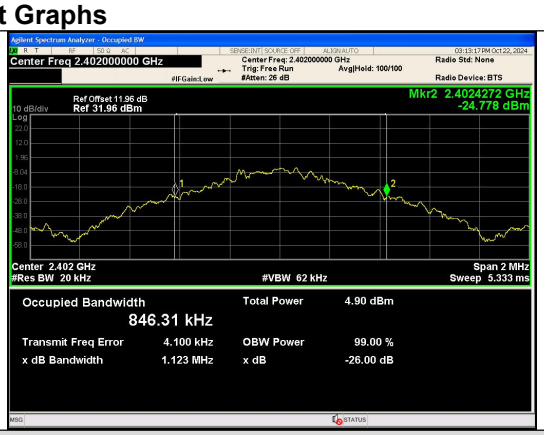

GFSK_DH5_Channel 0

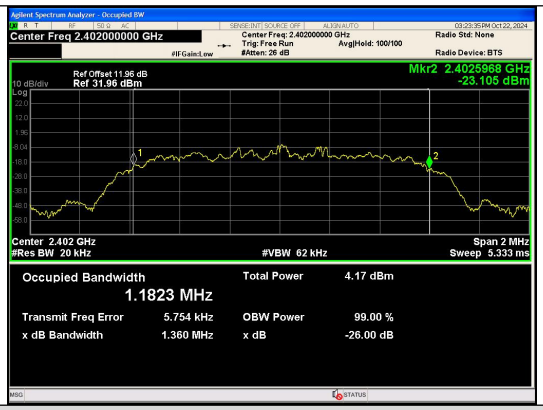

π/4DQPSK_2-DH5_Channel 0

GFSK_DH5_Channel 39

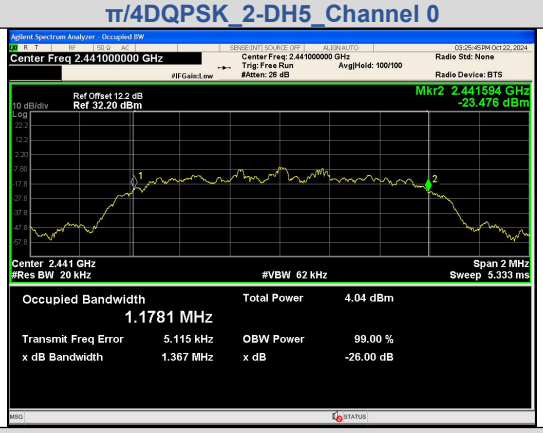

π/4DQPSK_2-DH5_Channel 39

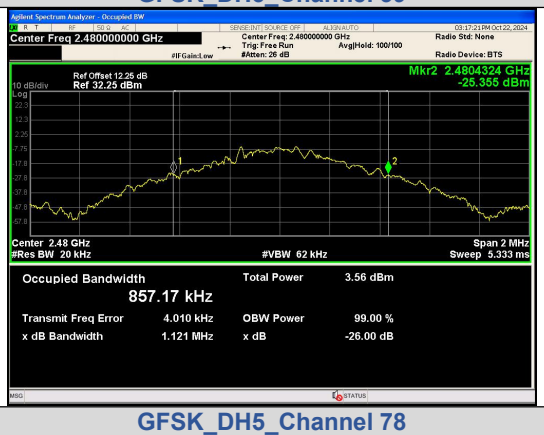

GFSK_DH5_Channel 78

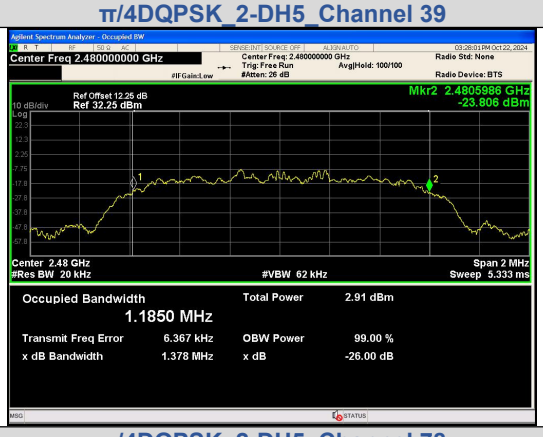

π/4DQPSK_2-DH5_Channel 78

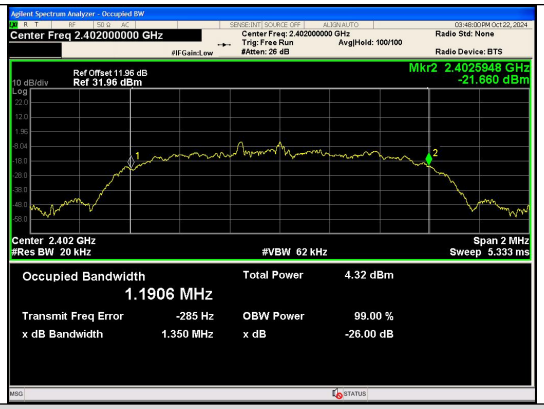

8DPSK_3-DH5_Channel 0

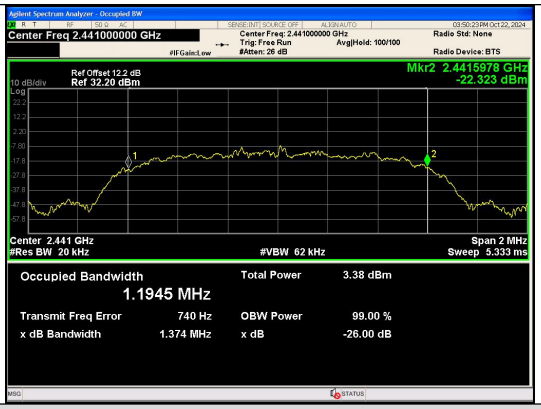

8DPSK_3-DH5_Channel 39

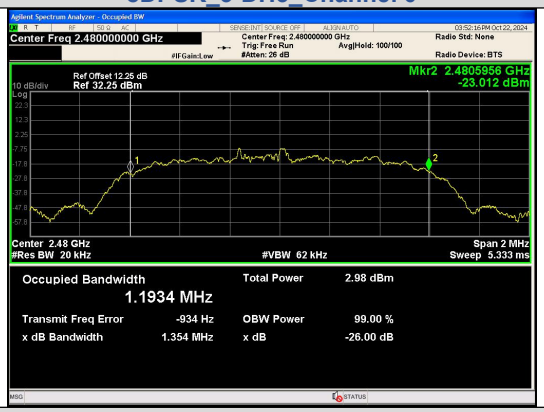

8DPSK_3-DH5_Channel 78