Appendix B

7.1 Maximum Conducted Output Power

Condition	Mode	Frequency (MHz)	Antenna	Conducted Power (dBm)	Duty Factor (dB)	Total Power (dBm)	Limit (dBm)	Verdict
NVNT	b	2412	Ant1	16.12	0	16.12	30	Pass
NVNT	b	2437	Ant1	16.32	0	16.32	30	Pass
NVNT	b	2462	Ant1	16.39	0	16.39	30	Pass
NVNT	g	2412	Ant1	15.48	0	15.48	30	Pass
NVNT	g	2437	Ant1	15.62	0	15.62	30	Pass
NVNT	g	2462	Ant1	15.65	0	15.65	30	Pass
NVNT	n20	2412	Ant1	15.68	0	15.68	30	Pass
NVNT	n20	2437	Ant1	15.8	0	15.8	30	Pass
NVNT	n20	2462	Ant1	15.88	0	15.88	30	Pass

7.2 -6dB Bandwidth

Condition	Mode	Frequency (MHz)	Antenna	-6 dB Bandwidth (MHz)	Limit -6 dB Bandwidth (MHz)	Verdict
NVNT	b	2412	Ant1	10.03	0.5	Pass
NVNT	b	2437	Ant1	10.04	0.5	Pass
NVNT	b	2462	Ant1	10.04	0.5	Pass
NVNT	g	2412	Ant1	16.34	0.5	Pass
NVNT	g	2437	Ant1	16.33	0.5	Pass
NVNT	g	2462	Ant1	16.34	0.5	Pass
NVNT	n20	2412	Ant1	17.59	0.5	Pass
NVNT	n20	2437	Ant1	17.6	0.5	Pass
NVNT	n20	2462	Ant1	17.59	0.5	Pass

Test Graphs

-6dB Bandwidth NVNT b 2412MHz Ant1

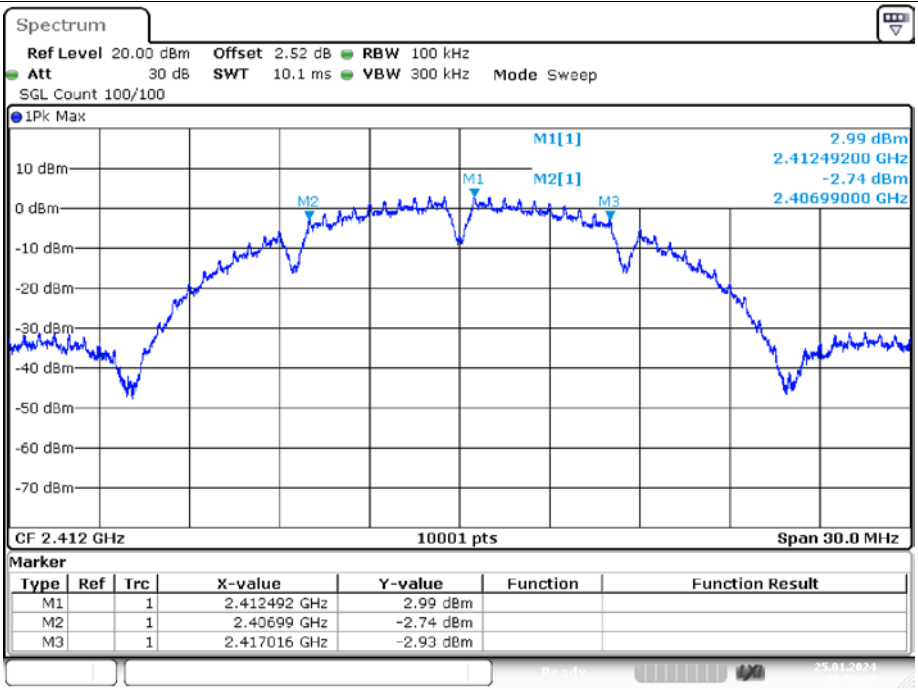

-6dB Bandwidth NVNT b 2437MHz Ant1

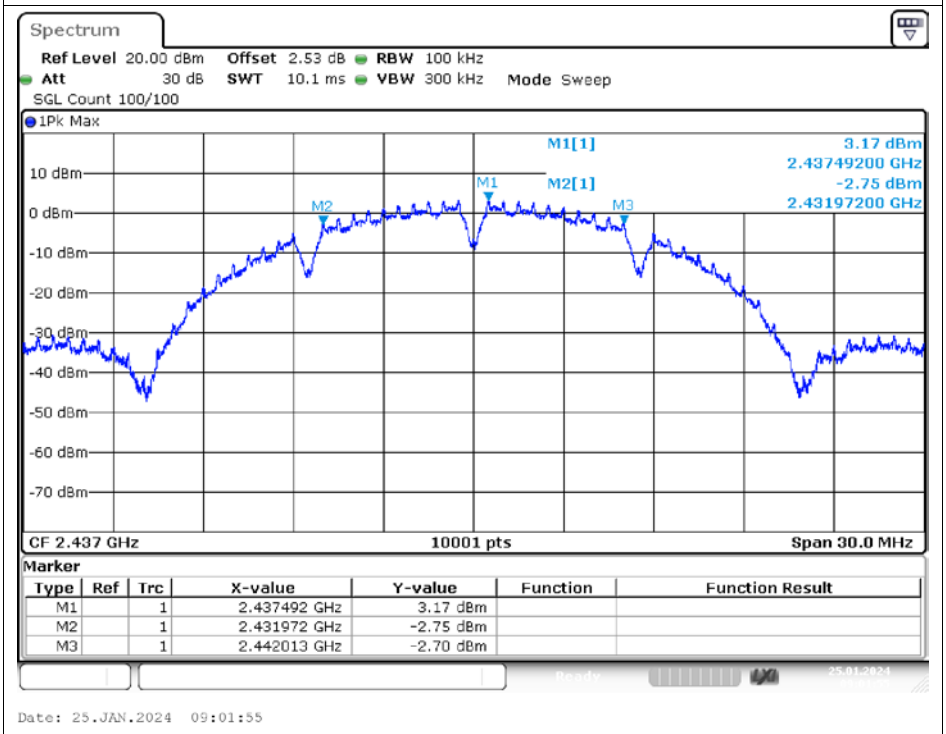

-6dB Bandwidth NVNT b 2462MHz Ant1

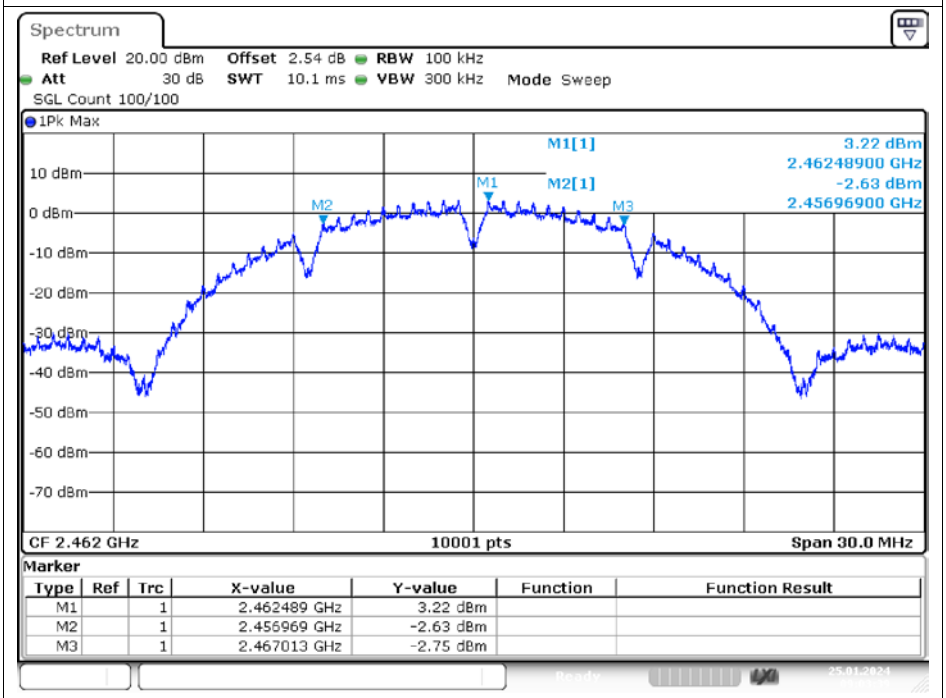

Marker

Type	Ref	Trc	X-value	Y-value	Function	Function Result
M1		1	2.462489 GHz	3.22 dBm		
M2		1	2.456969 GHz	-2.63 dBm		
M3		1	2.467013 GHz	-2.75 dBm		

Date: 25.JAN.2024 09:03:39

-6dB Bandwidth NVNT g 2412MHz Ant1

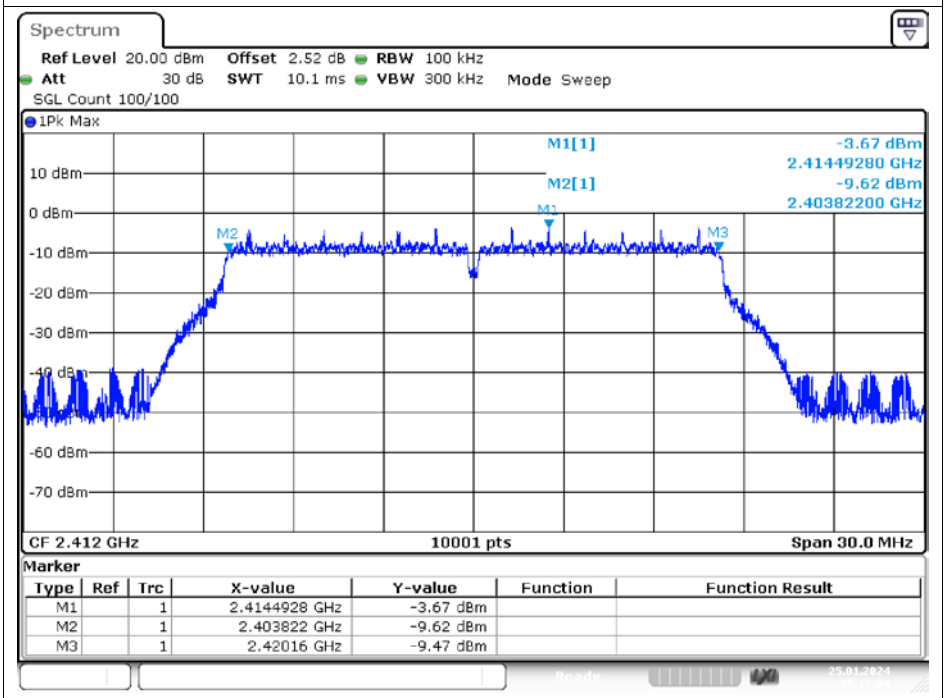

Marker

Type	Ref	Trc	X-value	Y-value	Function	Function Result
M1		1	2.4144928 GHz	-3.67 dBm		
M2		1	2.403822 GHz	-9.62 dBm		
M3		1	2.42016 GHz	-9.47 dBm		

Date: 25.JAN.2024 09:12:04

-6dB Bandwidth NVNT g 2437MHz Ant1

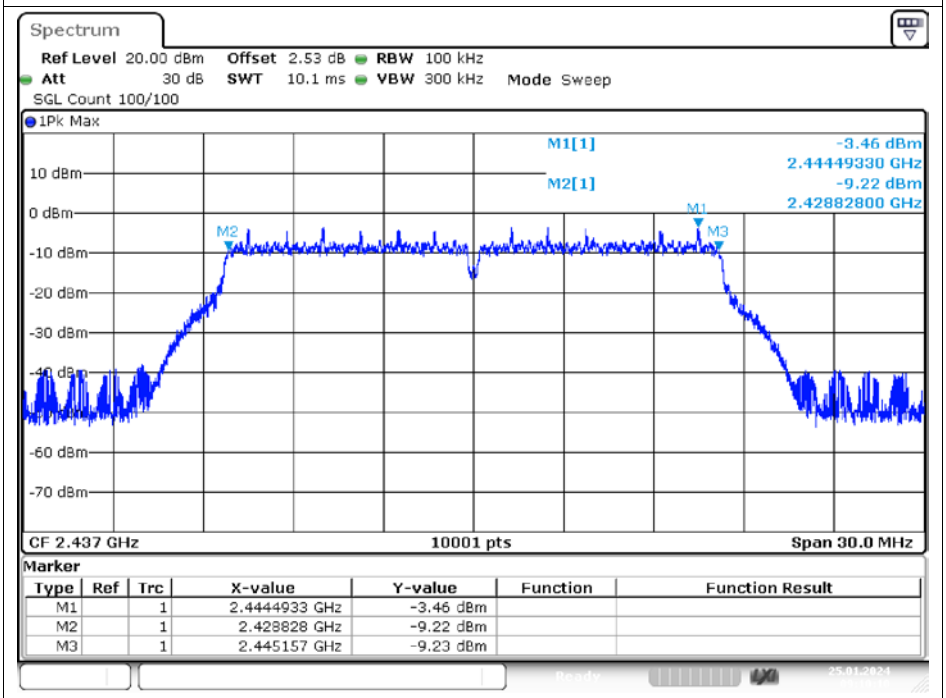

Date: 25.JAN.2024 09:10:10

-6dB Bandwidth NVNT g 2462MHz Ant1

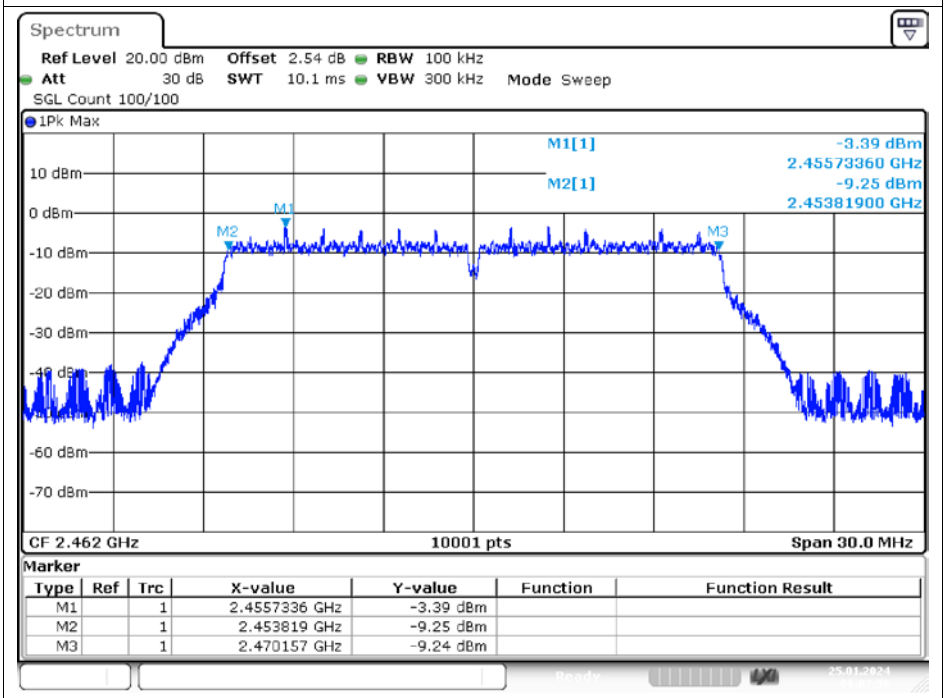

Date: 25.JAN.2024 09:07:57

-6dB Bandwidth NVNT n20 2412MHz Ant1

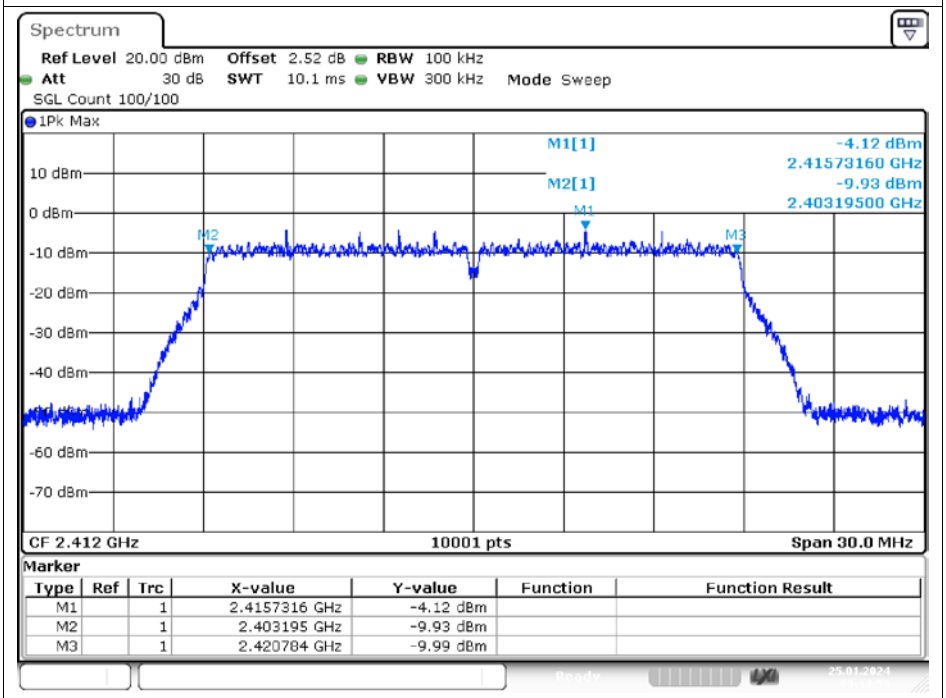

Date: 25.JAN.2024 09:14:57

-6dB Bandwidth NVNT n20 2437MHz Ant1

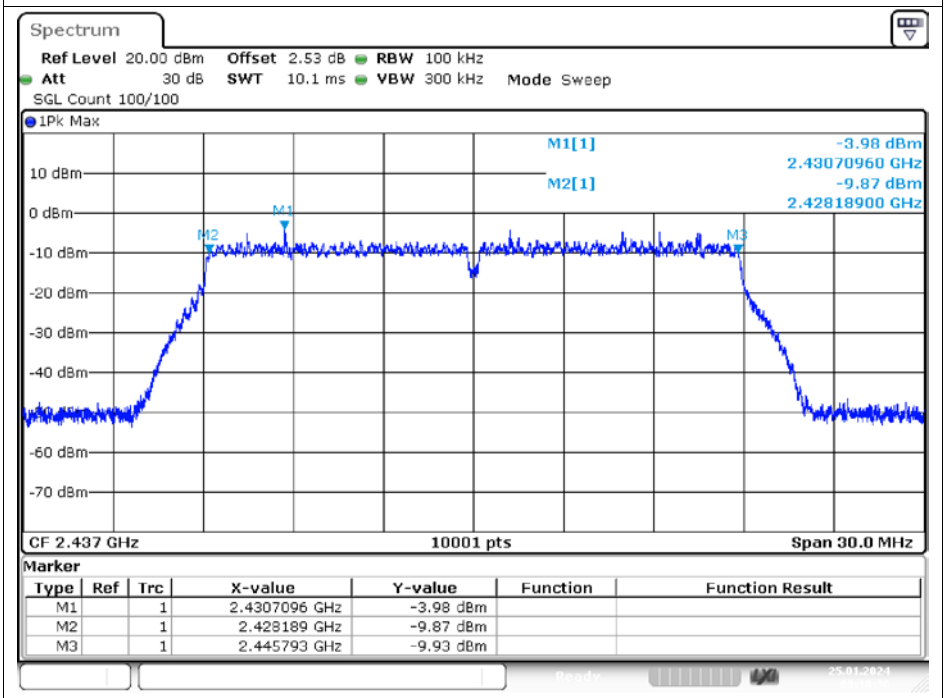

Date: 25.JAN.2024 09:18:35

-6dB Bandwidth NVNT n20 2462MHz Ant1

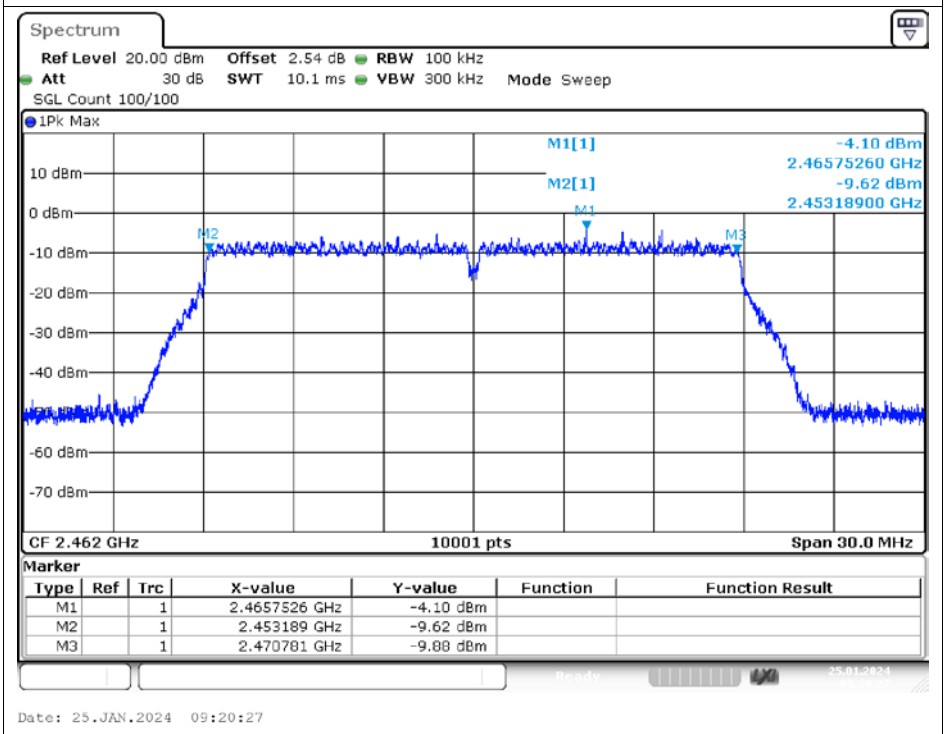

7.3 Maximum Power Spectral Density Level

Condition	Mode	Frequency (MHz)	Antenna	Conducted PSD (dBm/3kHz)	Duty Factor (dB)	Total PSD (dBm/3kHz)	Limit (dBm/3kHz)	Verdict
NVNT	b	2412	Ant1	-14	0	-14	8	Pass
NVNT	b	2437	Ant1	-13.5	0	-13.5	8	Pass
NVNT	b	2462	Ant1	-13.27	0	-13.27	8	Pass
NVNT	g	2412	Ant1	-20.66	0	-20.66	8	Pass
NVNT	g	2437	Ant1	-19.89	0	-19.89	8	Pass
NVNT	g	2462	Ant1	-18.78	0	-18.78	8	Pass
NVNT	n20	2412	Ant1	-19.91	0	-19.91	8	Pass
NVNT	n20	2437	Ant1	-19.93	0	-19.93	8	Pass
NVNT	n20	2462	Ant1	-19.81	0	-19.81	8	Pass

Test Graphs

PSD NVNT b 2412MHz Ant1

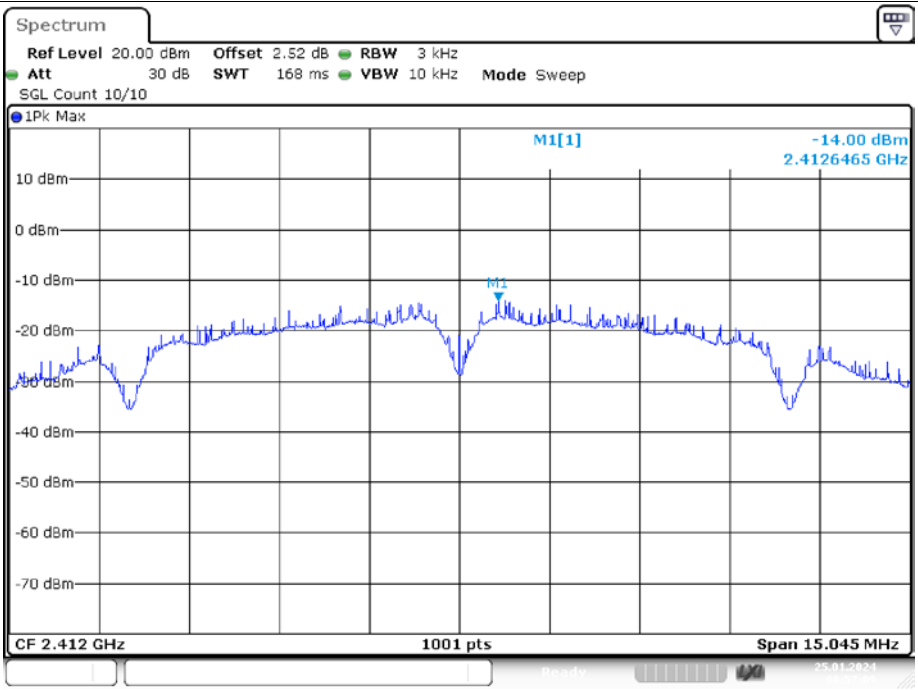

Date: 25.JAN.2024 08:57:08

PSD NVNT b 2437MHz Ant1

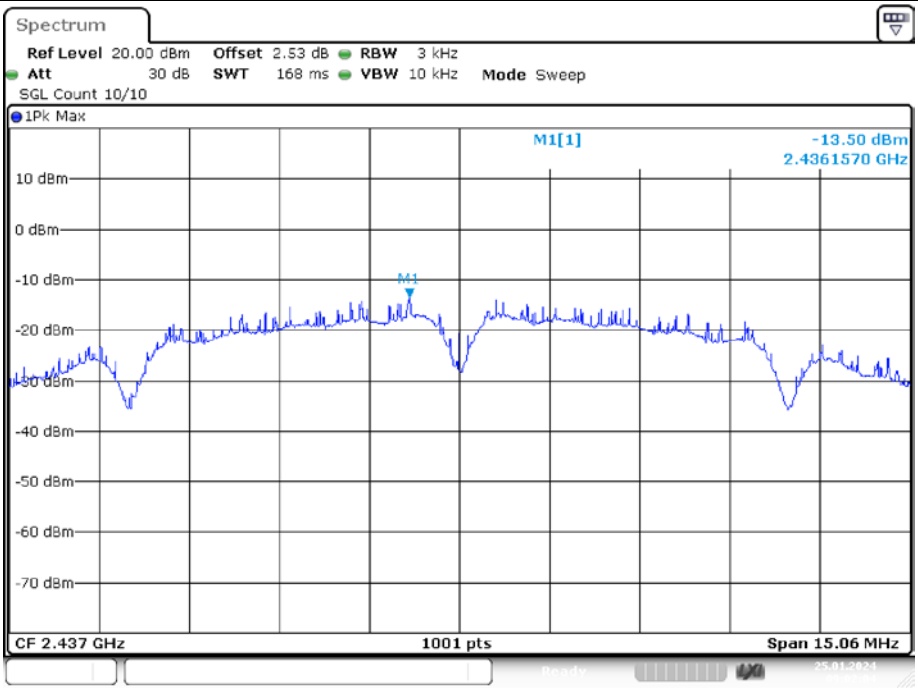

Date: 25.JAN.2024 09:02:05

PSD NVNT b 2462MHz Ant1

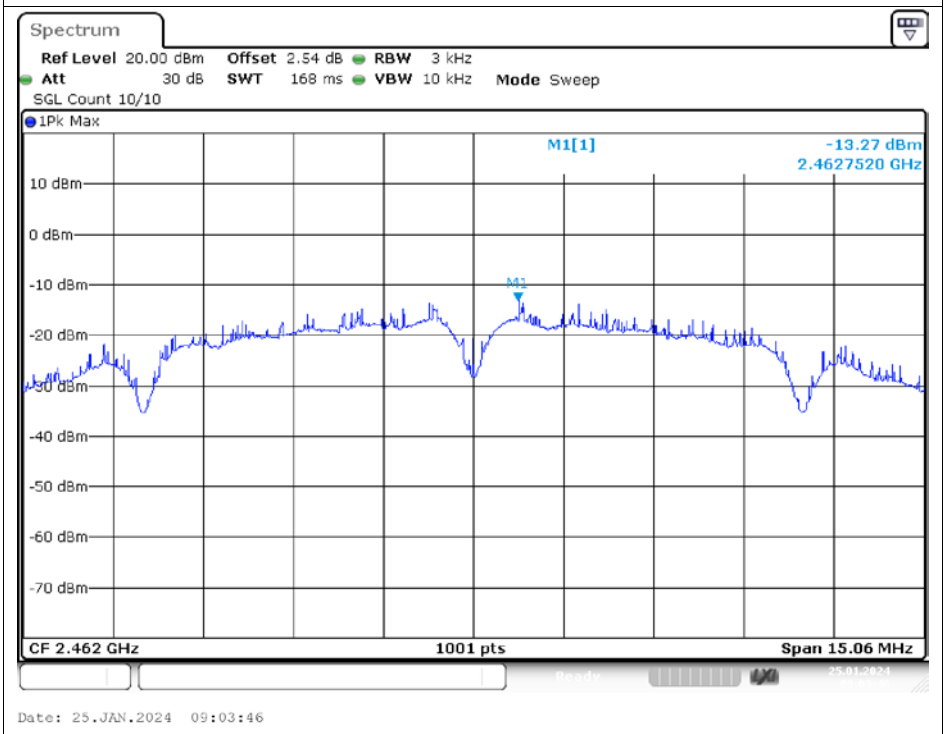

PSD NVNT g 2412MHz Ant1

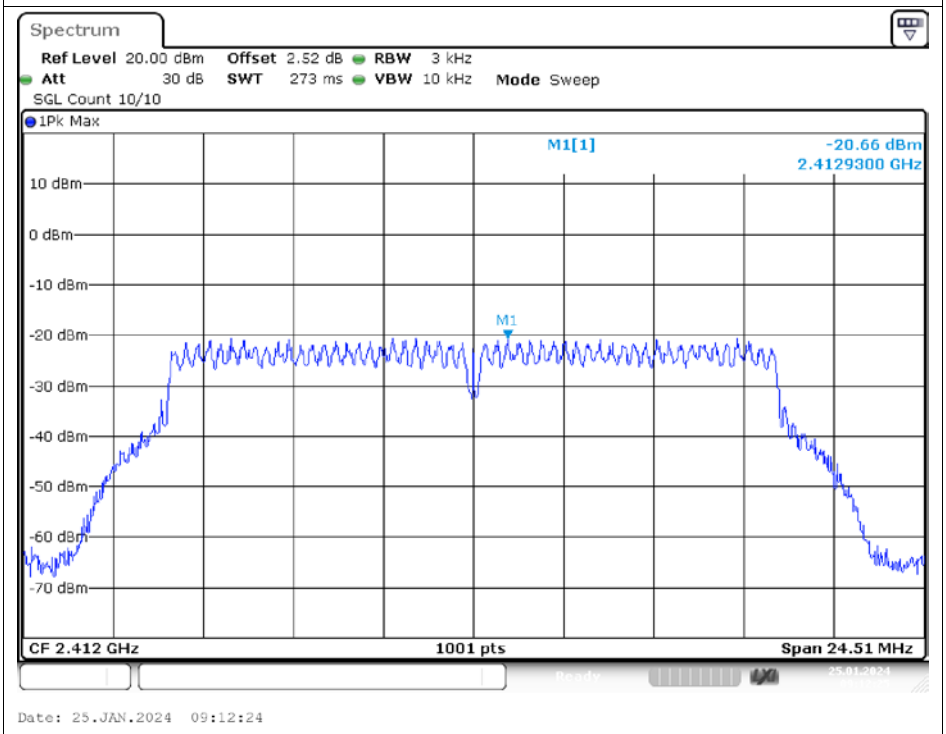

PSD NVNT g 2437MHz Ant1

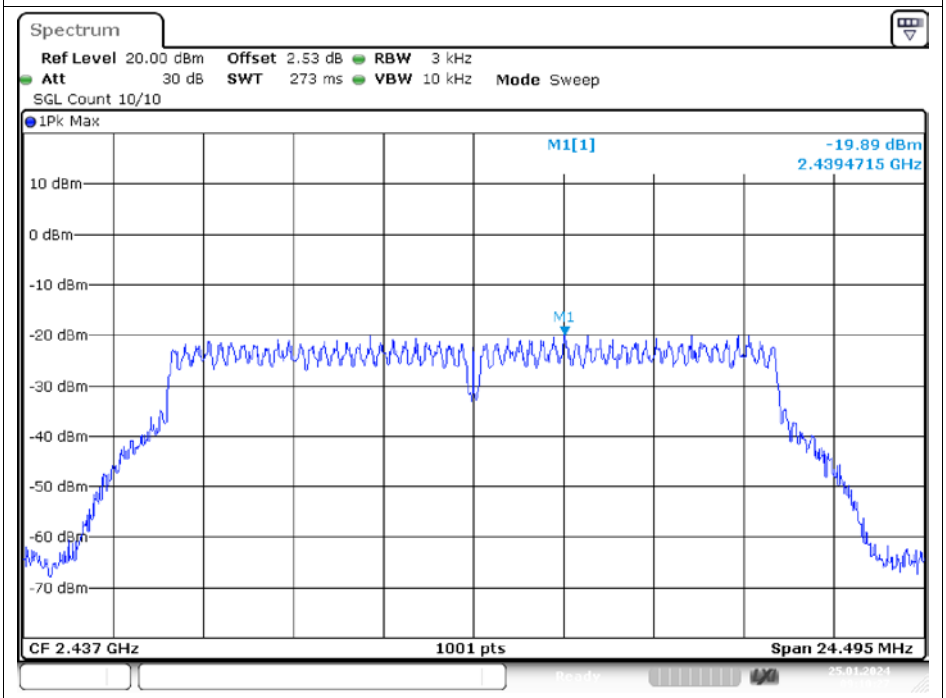

Date: 25.JAN.2024 09:10:28

PSD NVNT g 2462MHz Ant1

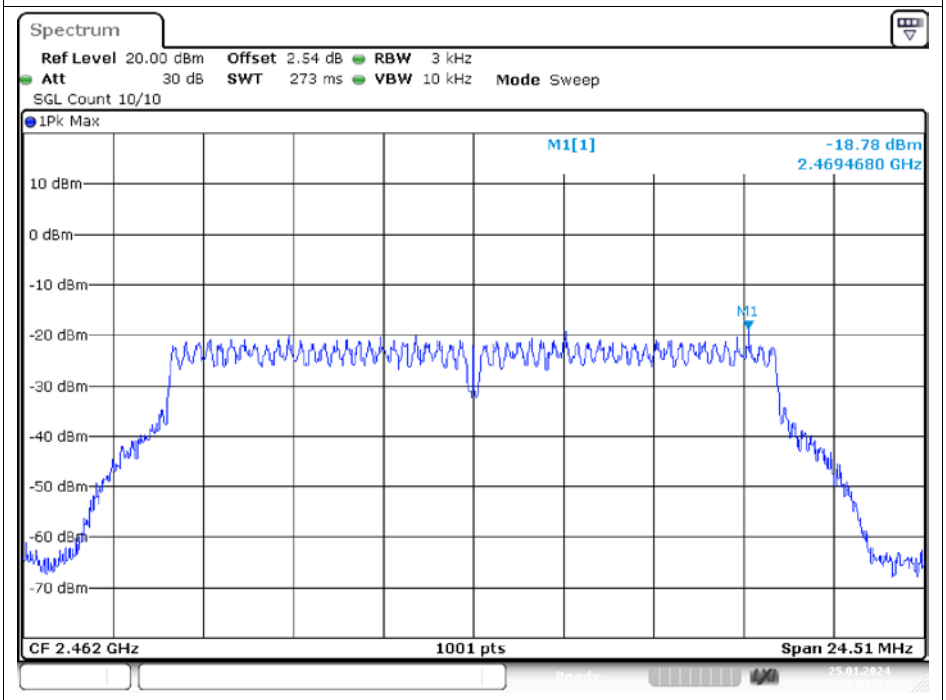

Date: 25.JAN.2024 09:08:17

PSD NVNT n20 2412MHz Ant1

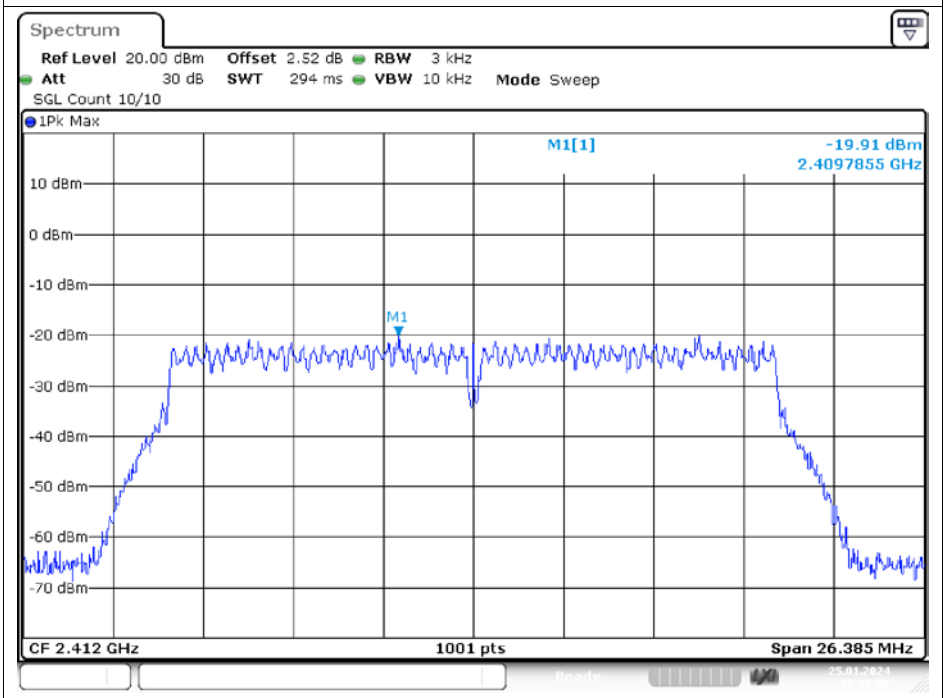

Date: 25.JAN.2024 09:16:00

PSD NVNT n20 2437MHz Ant1

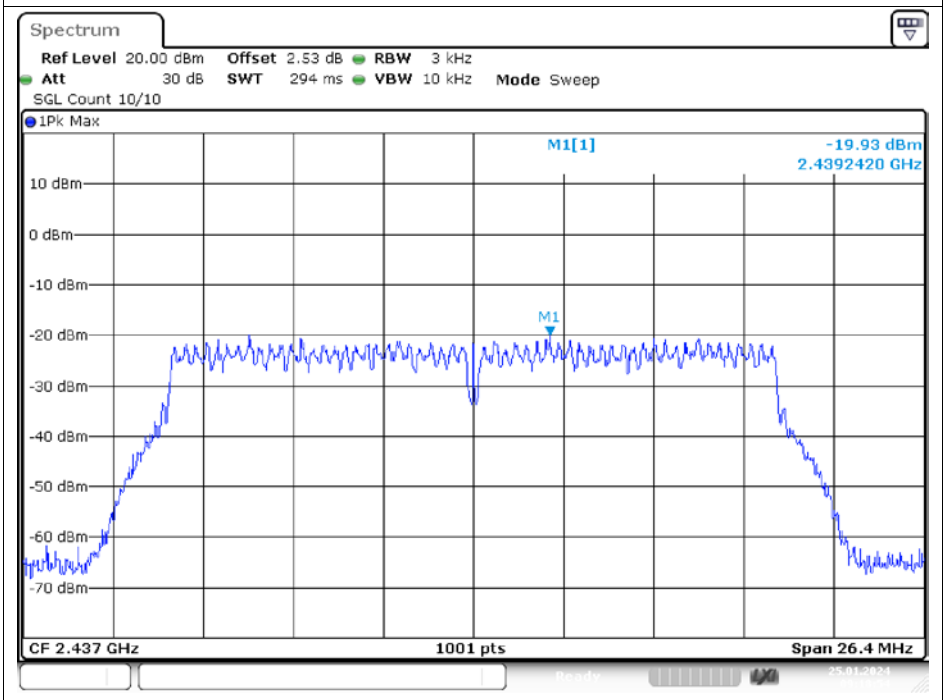

Date: 25.JAN.2024 09:18:54

PSD NVNT n20 2462MHz Ant1

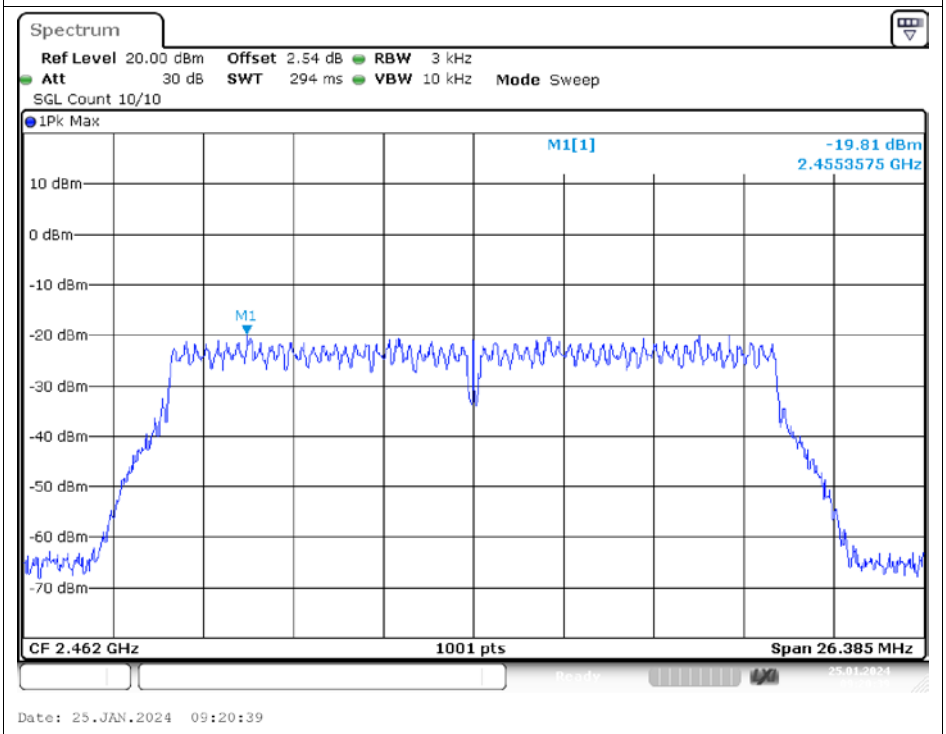

7.4 Band Edge

Condition	Mode	Frequency (MHz)	Antenna	Max Value (dBc)	Limit (dBc)	Verdict
NVNT	b	2412	Ant1	-34.45	-20	Pass
NVNT	b	2462	Ant1	-51.14	-20	Pass
NVNT	g	2412	Ant1	-36.08	-20	Pass
NVNT	g	2462	Ant1	-41.54	-20	Pass
NVNT	n20	2412	Ant1	-44.97	-20	Pass
NVNT	n20	2462	Ant1	-45.35	-20	Pass

Test Graphs

Band Edge NVNT b 2412MHz Ant1 Ref

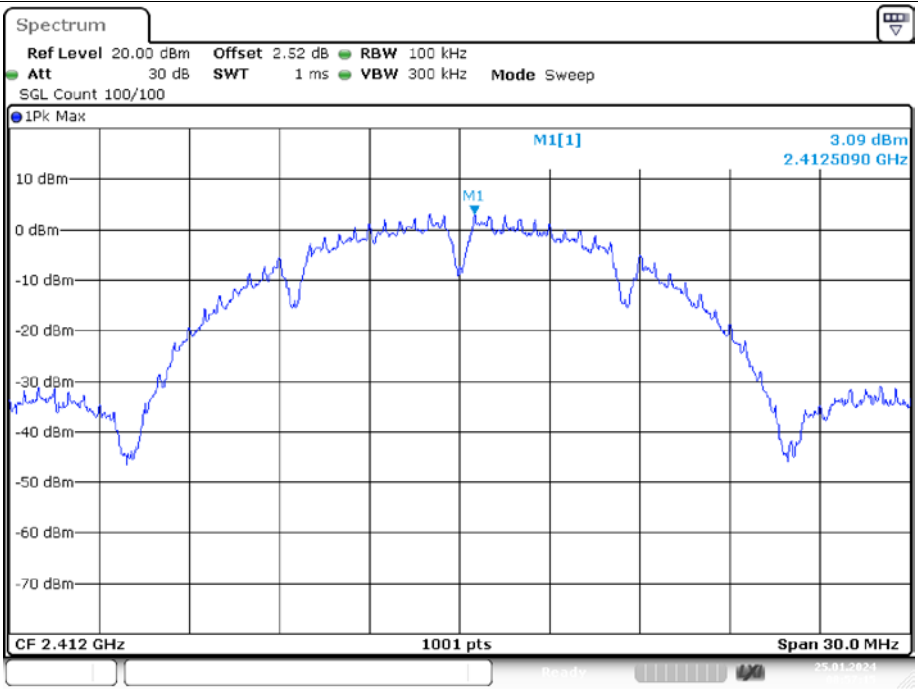

Date: 25.JAN.2024 08:57:15

Band Edge NVNT b 2412MHz Ant1 Emission

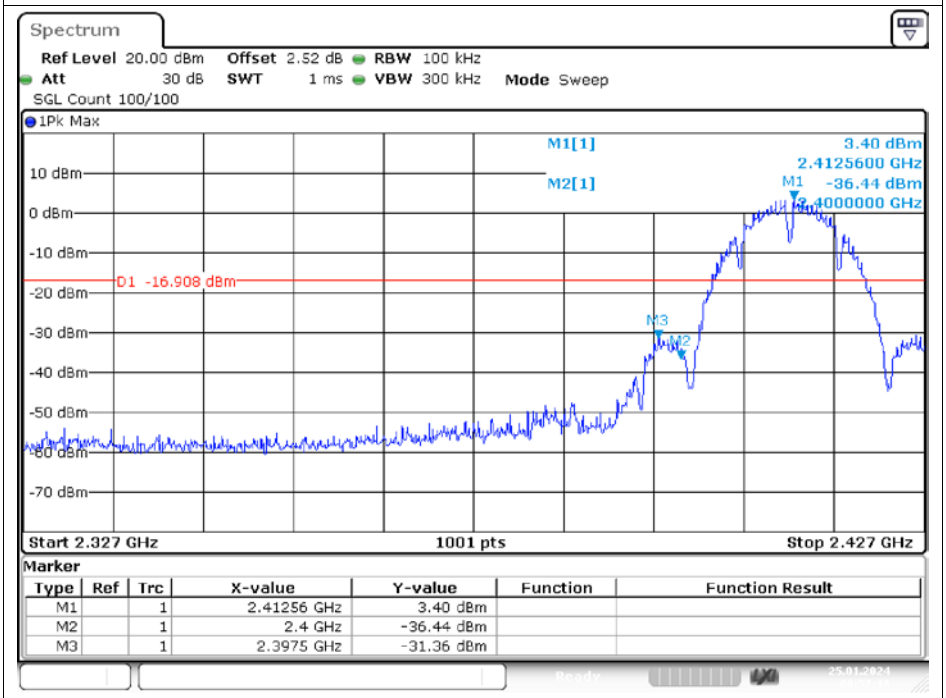

Marker

Type	Ref	Trc	X-value	Y-value	Function	Function Result
M1		1	2.41256 GHz	3.40 dBm		
M2		1	2.4 GHz	-36.44 dBm		
M3		1	2.3975 GHz	-31.36 dBm		

Date: 25.JAN.2024 08:57:18

Band Edge NVNT b 2462MHz Ant1 Ref

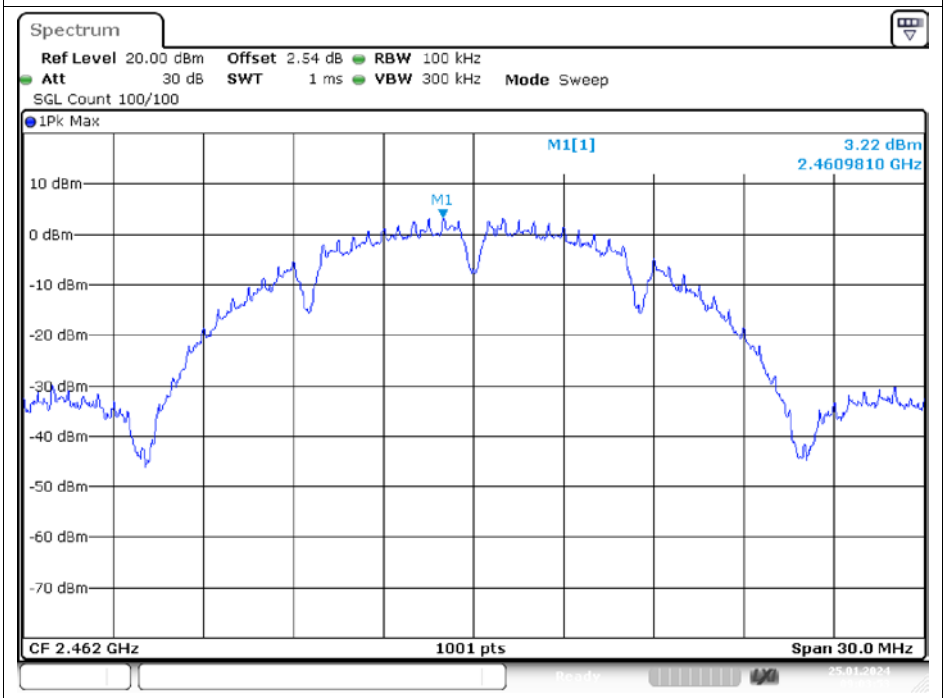

Date: 25.JAN.2024 09:03:53

Band Edge NVNT b 2462MHz Ant1 Emission

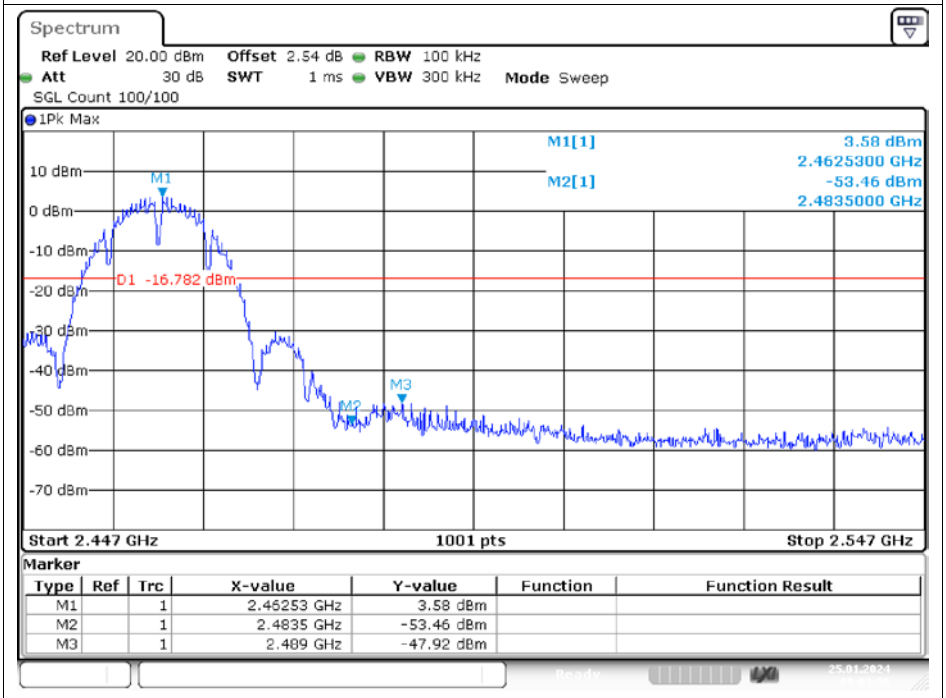

Marker

Type	Ref	Trc	X-value	Y-value	Function	Function Result
M1		1	2.46253 GHz	3.58 dBm		
M2		1	2.4835 GHz	-53.46 dBm		
M3		1	2.489 GHz	-47.92 dBm		

Date: 25.JAN.2024 09:03:56

Band Edge NVNT g 2412MHz Ant1 Ref

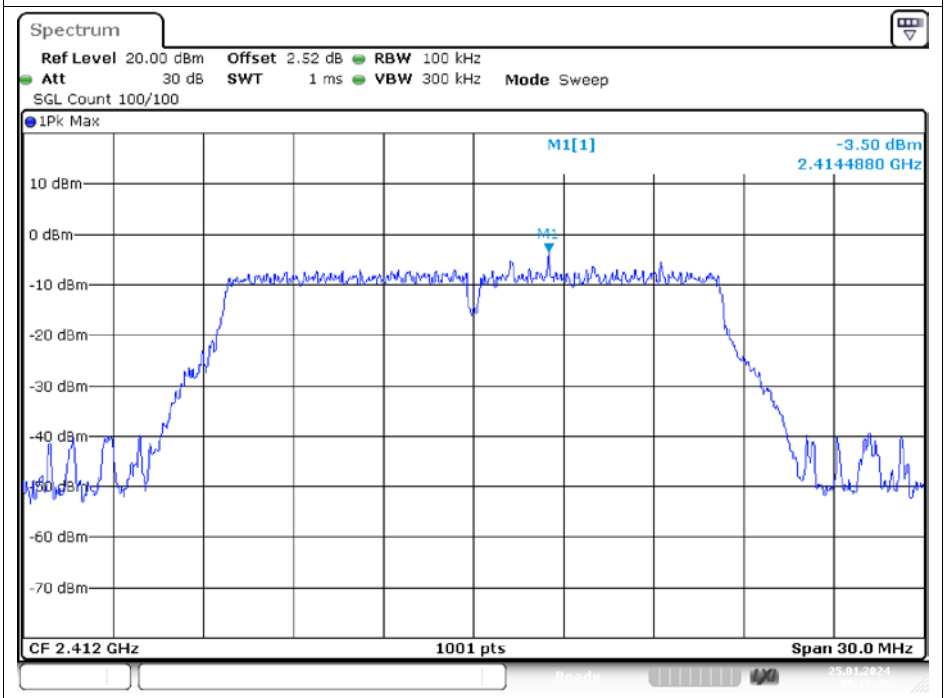

Date: 25.JAN.2024 09:12:38

Band Edge NVNT g 2412MHz Ant1 Emission

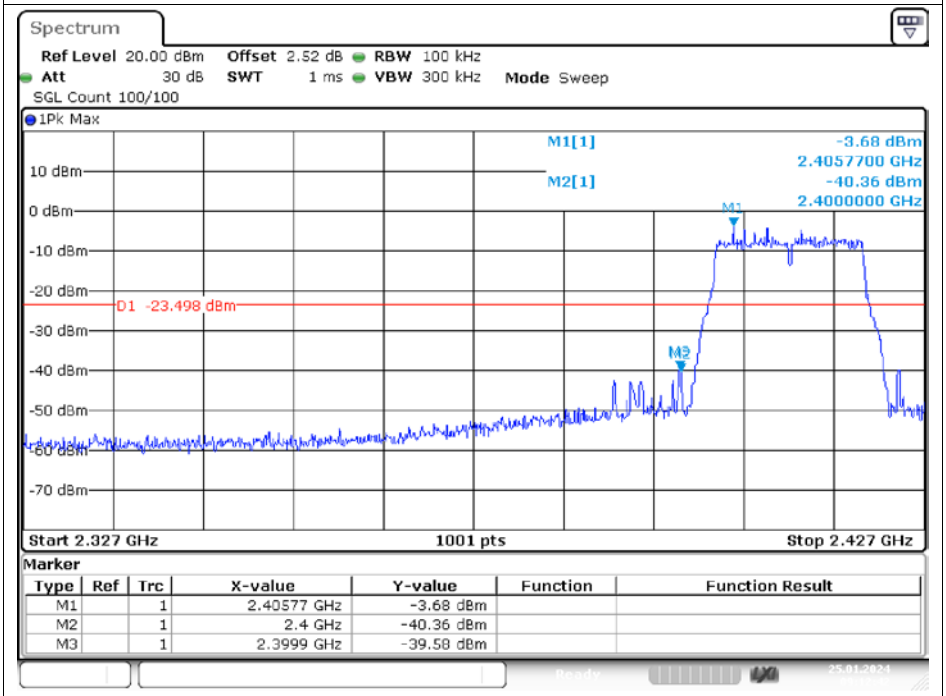

Marker

Type	Ref	Trc	X-value	Y-value	Function	Function Result
M1		1	2.40577 GHz	-3.68 dBm		
M2		1	2.4 GHz	-40.36 dBm		
M3		1	2.3999 GHz	-39.58 dBm		

Date: 25.JAN.2024 09:12:42

Band Edge NVNT g 2462MHz Ant1 Ref

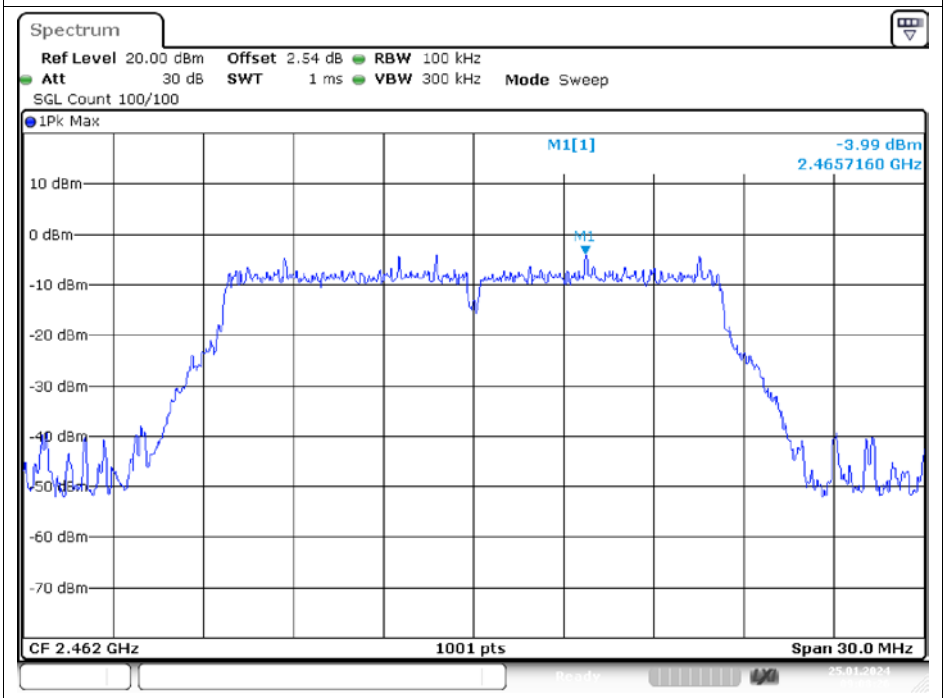

Date: 25.JAN.2024 09:08:26

Band Edge NVNT g 2462MHz Ant1 Emission

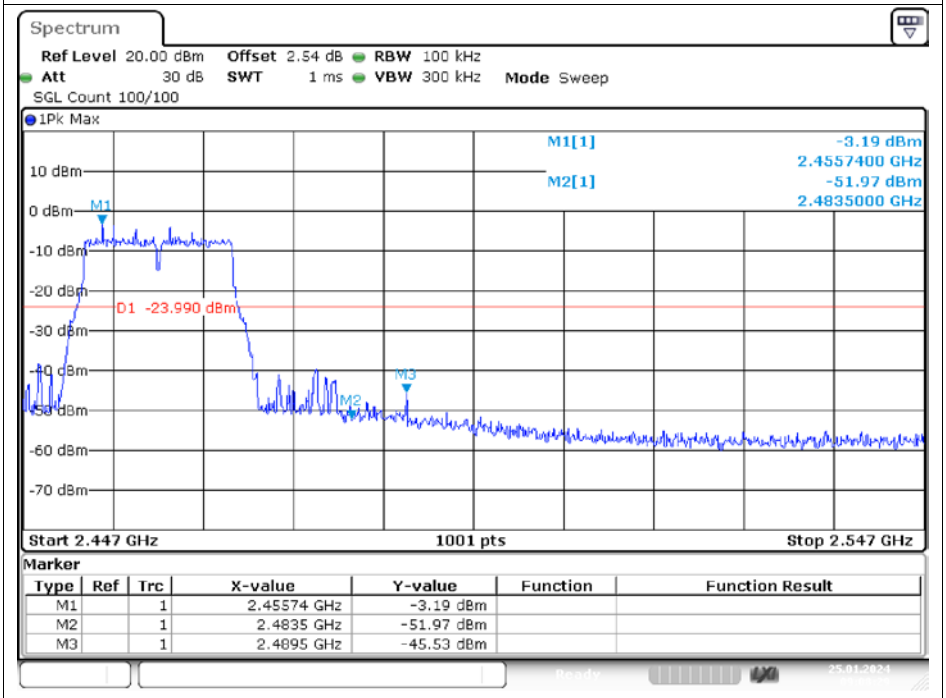

Marker

Type	Ref	Trc	X-value	Y-value	Function	Function Result
M1		1	2.45574 GHz	-3.19 dBm		
M2		1	2.4835 GHz	-51.97 dBm		
M3		1	2.4895 GHz	-45.53 dBm		

Date: 25.JAN.2024 09:08:29

Band Edge NVNT n20 2412MHz Ant1 Ref

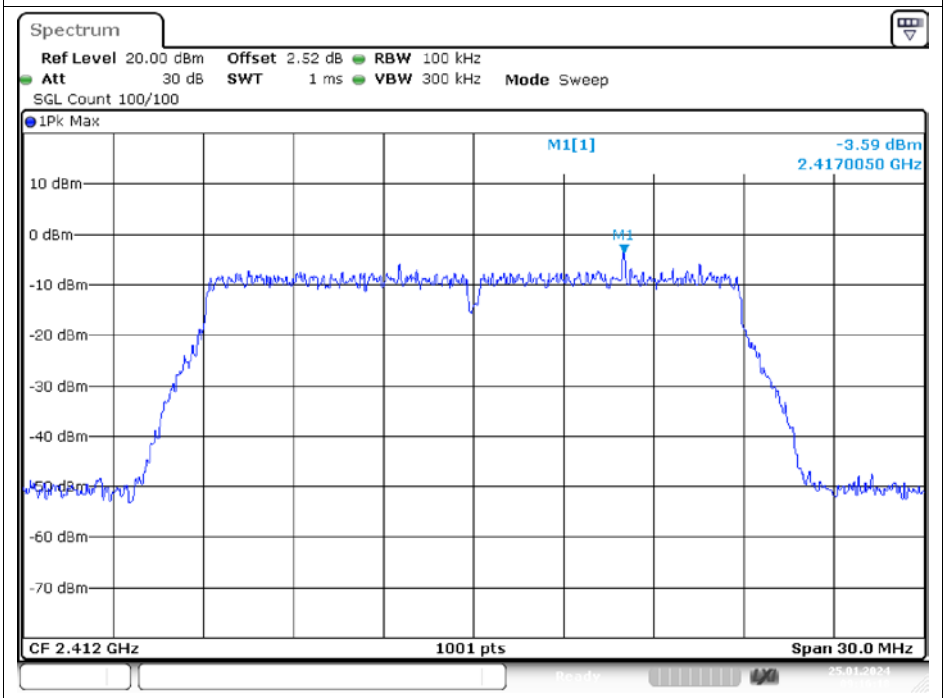

Date: 25.JAN.2024 09:16:18

Band Edge NVNT n20 2412MHz Ant1 Emission

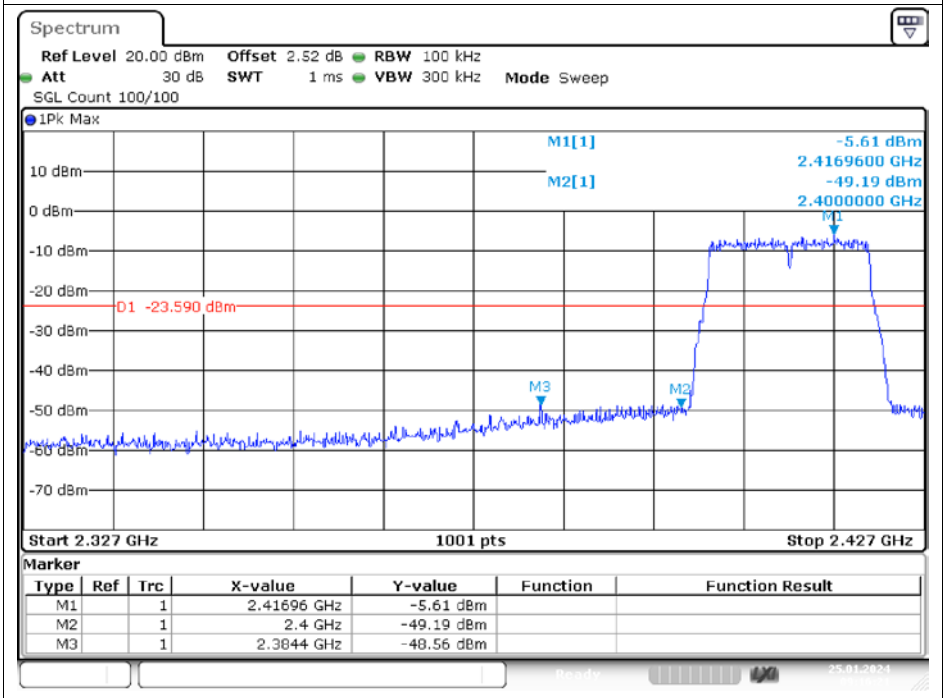

Marker

Type	Ref	Trc	X-value	Y-value	Function	Function Result
M1		1	2.41696 GHz	-5.61 dBm		
M2		1	2.4 GHz	-49.19 dBm		
M3		1	2.3844 GHz	-48.56 dBm		

Date: 25.JAN.2024 09:16:21

Band Edge NVNT n20 2462MHz Ant1 Ref

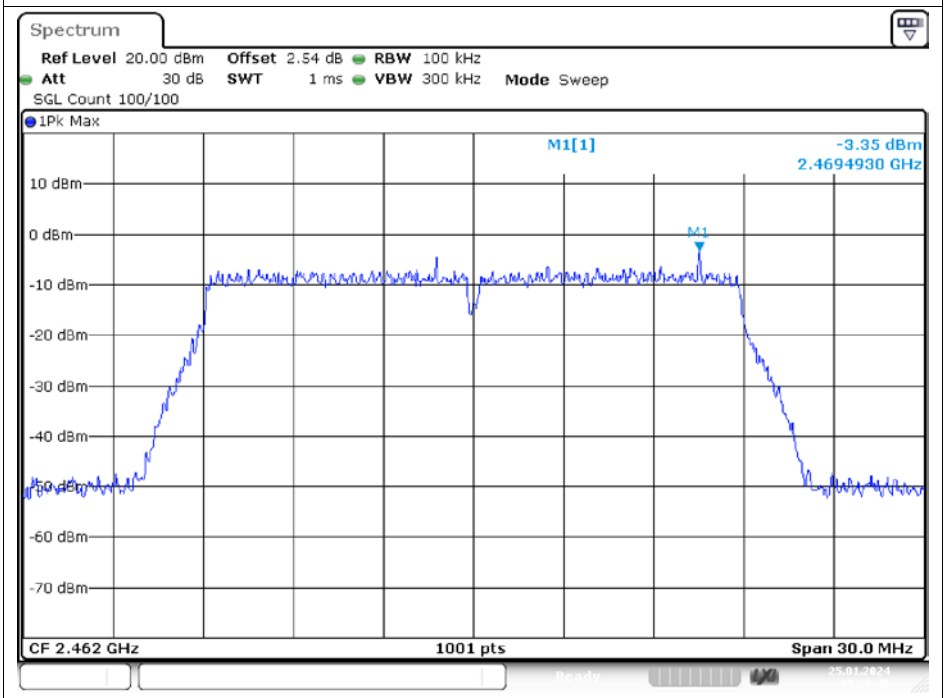

Date: 25.JAN.2024 09:20:48

Band Edge NVNT n20 2462MHz Ant1 Emission

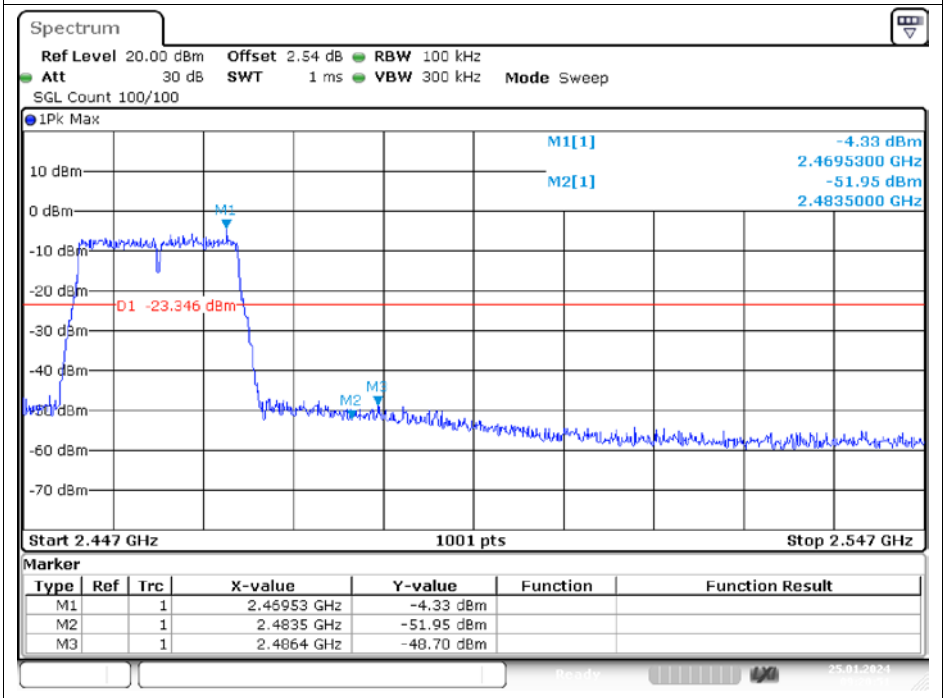

Date: 25.JAN.2024 09:20:51

Conducted RF Spurious Emission

Condition	Mode	Frequency (MHz)	Antenna	Max Value (dBc)	Limit (dBc)	Verdict
NVNT	b	2412	Ant1	-44.52	-20	Pass
NVNT	b	2437	Ant1	-45.42	-20	Pass
NVNT	b	2462	Ant1	-46.42	-20	Pass
NVNT	g	2412	Ant1	-45.31	-20	Pass
NVNT	g	2437	Ant1	-46.96	-20	Pass
NVNT	g	2462	Ant1	-46	-20	Pass
NVNT	n20	2412	Ant1	-46.01	-20	Pass
NVNT	n20	2437	Ant1	-46.03	-20	Pass
NVNT	n20	2462	Ant1	-44.89	-20	Pass

Test Graphs

Tx. Spurious NVNT b 2412MHz Ant1 Ref

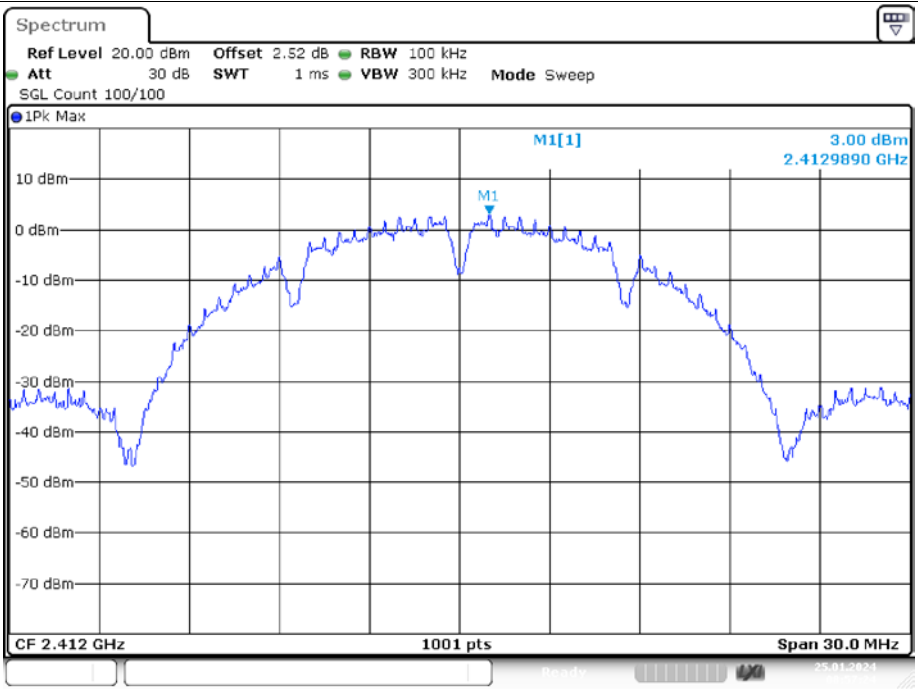

Date: 25.JAN.2024 08:57:24

Tx. Spurious NVNT b 2412MHz Ant1 Emission

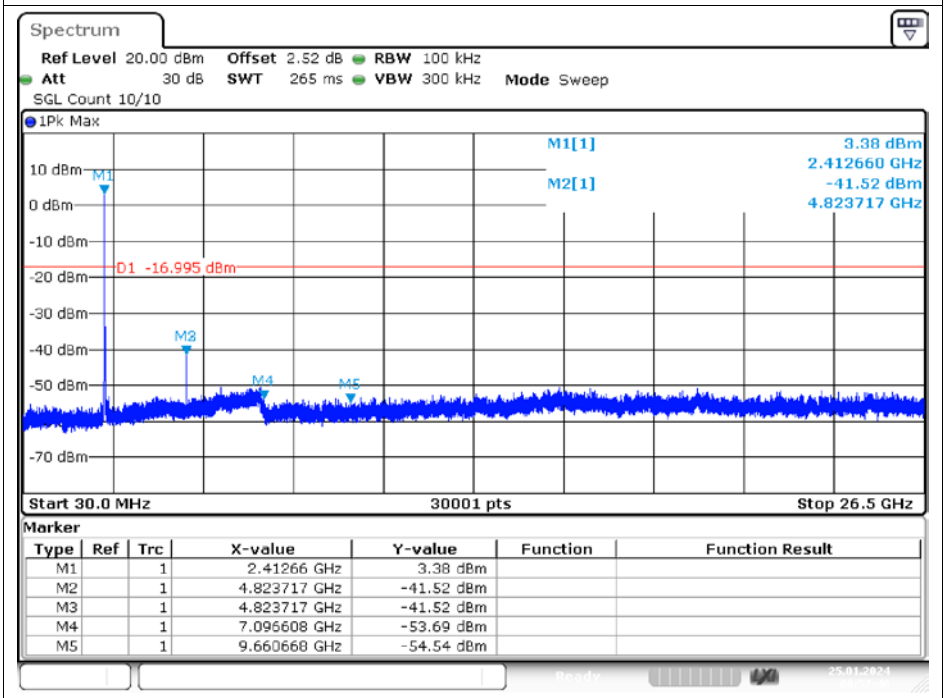

Marker

Type	Ref	Trc	X-value	Y-value	Function	Function Result
M1		1	2.41266 GHz	3.38 dBm		
M2		1	4.823717 GHz	-41.52 dBm		
M3		1	4.823717 GHz	-41.52 dBm		
M4		1	7.096608 GHz	-53.69 dBm		
M5		1	9.660668 GHz	-54.54 dBm		

Date: 25.JAN.2024 08:57:40

Tx. Spurious NVNT b 2437MHz Ant1 Ref

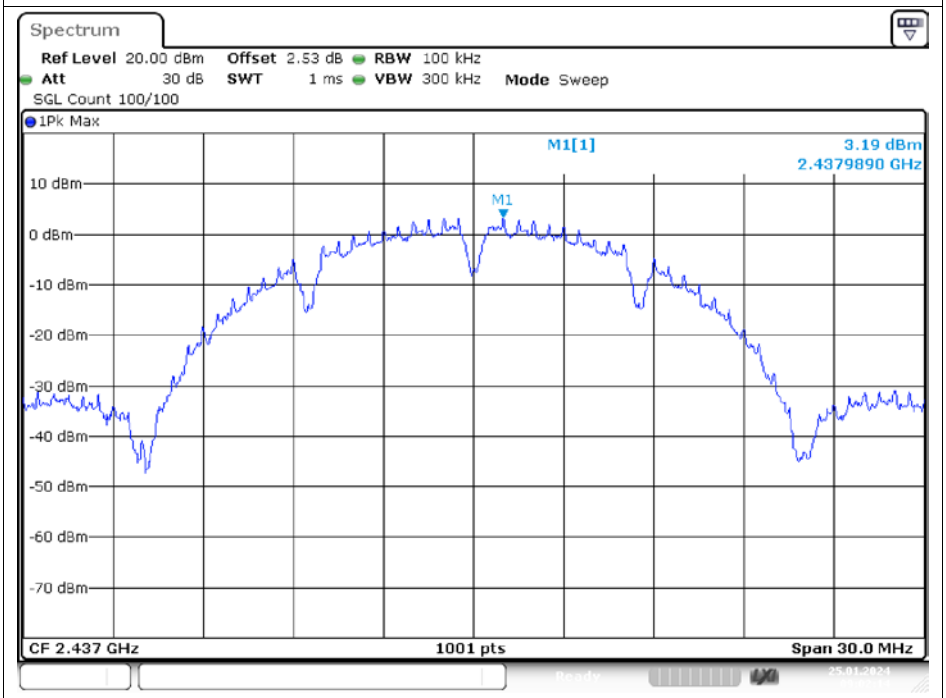

Date: 25.JAN.2024 09:02:15

Tx. Spurious NVNT b 2437MHz Ant1 Emission

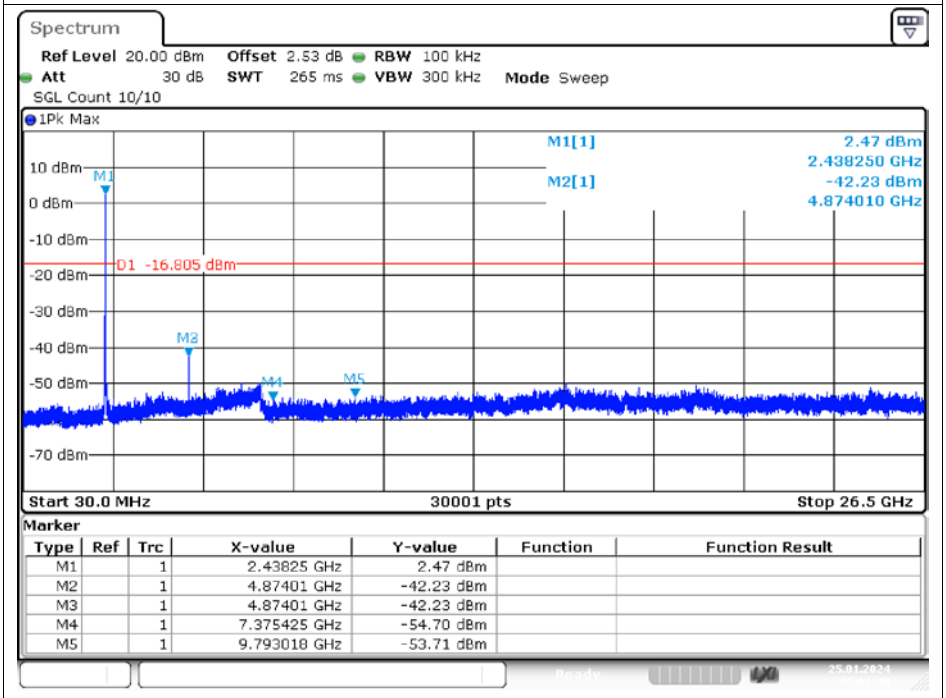

Marker

Type	Ref	Trc	X-value	Y-value	Function	Function Result
M1		1	2.43825 GHz	2.47 dBm		
M2		1	4.87401 GHz	-42.23 dBm		
M3		1	4.87401 GHz	-42.23 dBm		
M4		1	7.375425 GHz	-54.70 dBm		
M5		1	9.793018 GHz	-53.71 dBm		

Date: 25.JAN.2024 09:02:30

Tx. Spurious NVNT b 2462MHz Ant1 Ref

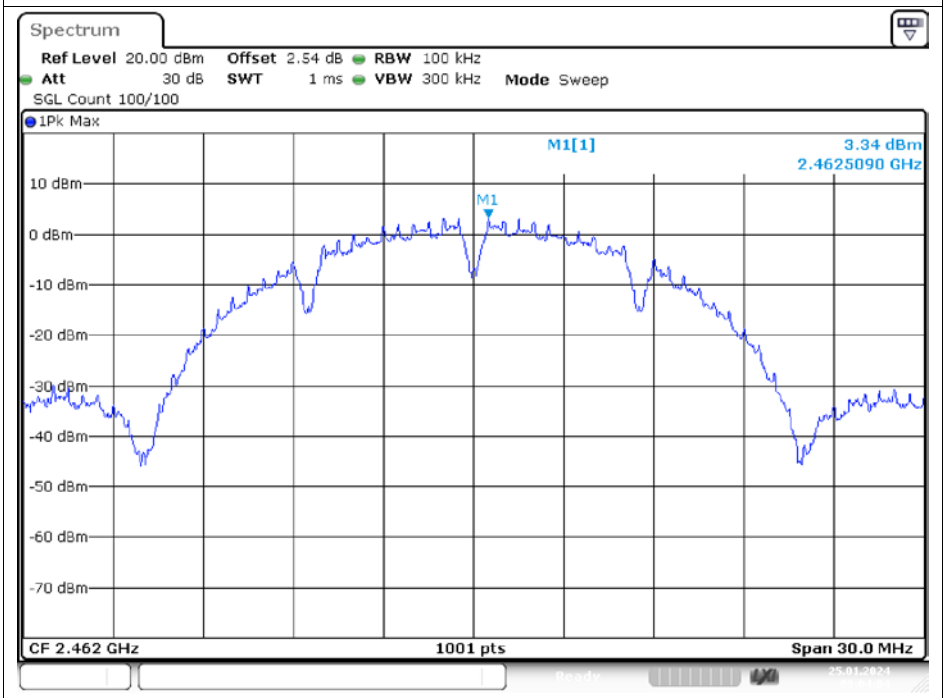

Date: 25.JAN.2024 09:04:04

Tx. Spurious NVNT b 2462MHz Ant1 Emission

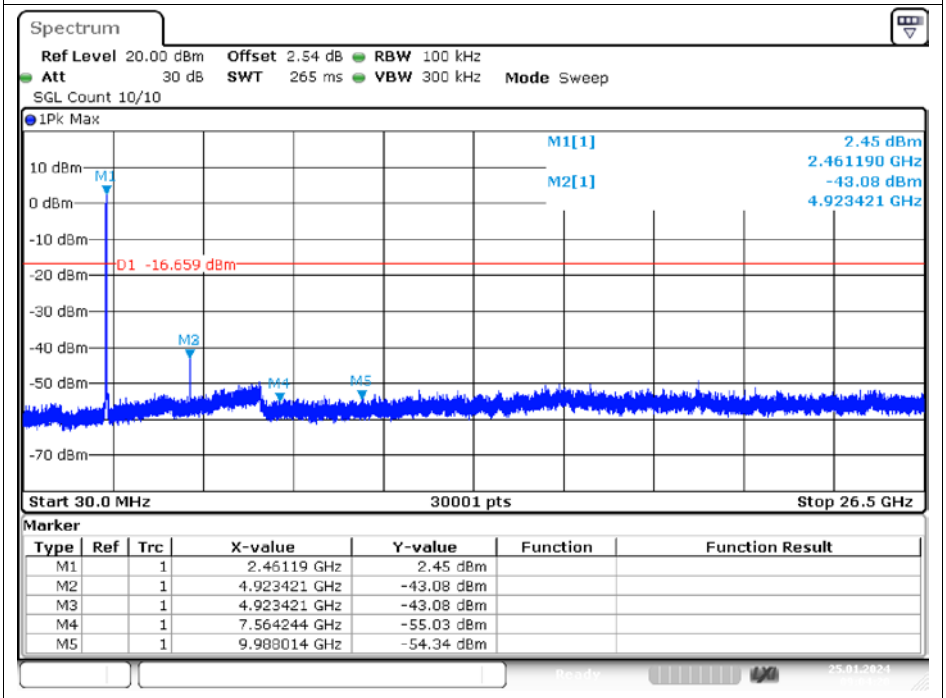

Marker

Type	Ref	Trc	X-value	Y-value	Function	Function Result
M1		1	2.46119 GHz	2.45 dBm		
M2		1	4.923421 GHz	-43.08 dBm		
M3		1	4.923421 GHz	-43.08 dBm		
M4		1	7.564244 GHz	-55.03 dBm		
M5		1	9.988014 GHz	-54.34 dBm		

Date: 25.JAN.2024 09:04:19

Tx. Spurious NVNT g 2412MHz Ant1 Ref

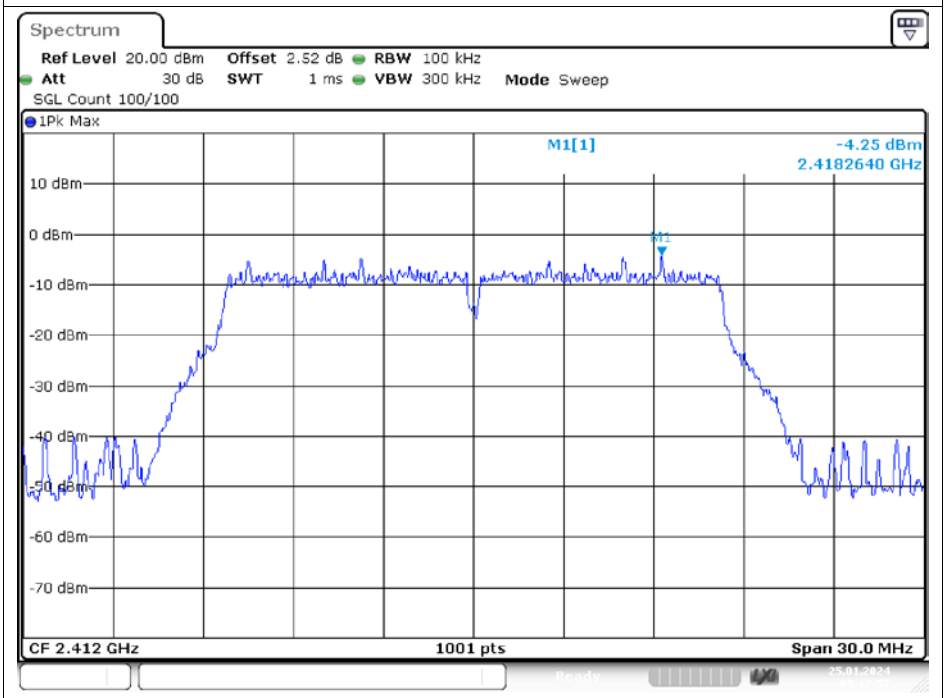

Date: 25.JAN.2024 09:12:57

Tx. Spurious NVNT g 2412MHz Ant1 Emission

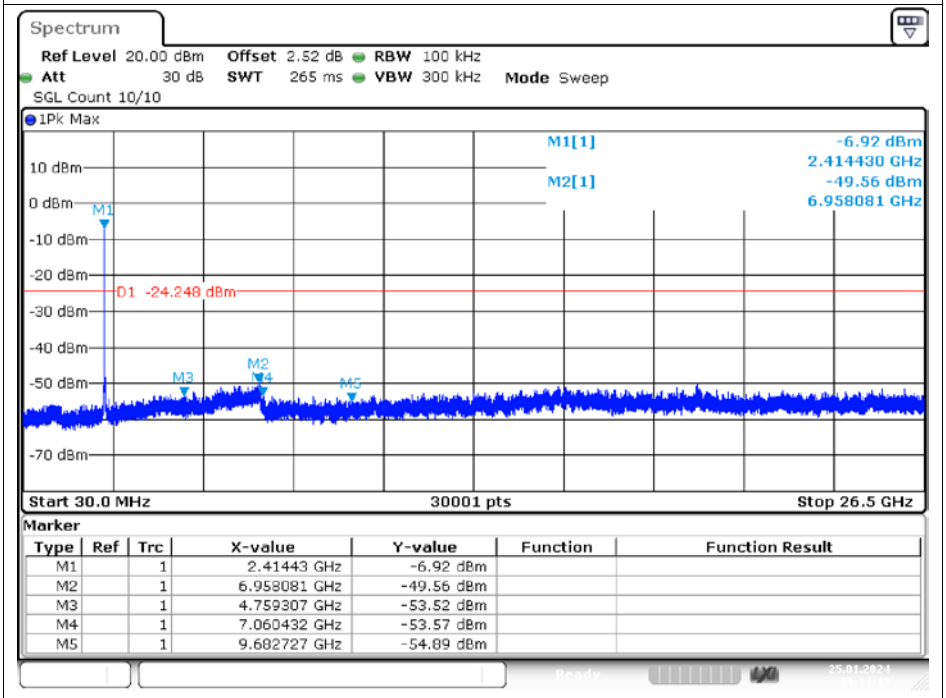

Marker

Type	Ref	Trc	X-value	Y-value	Function	Function Result
M1		1	2.41443 GHz	-6.92 dBm		
M2		1	6.958081 GHz	-49.56 dBm		
M3		1	4.759307 GHz	-53.52 dBm		
M4		1	7.060432 GHz	-53.57 dBm		
M5		1	9.682727 GHz	-54.89 dBm		

Date: 25.JAN.2024 09:13:13

Tx. Spurious NVNT g 2437MHz Ant1 Ref

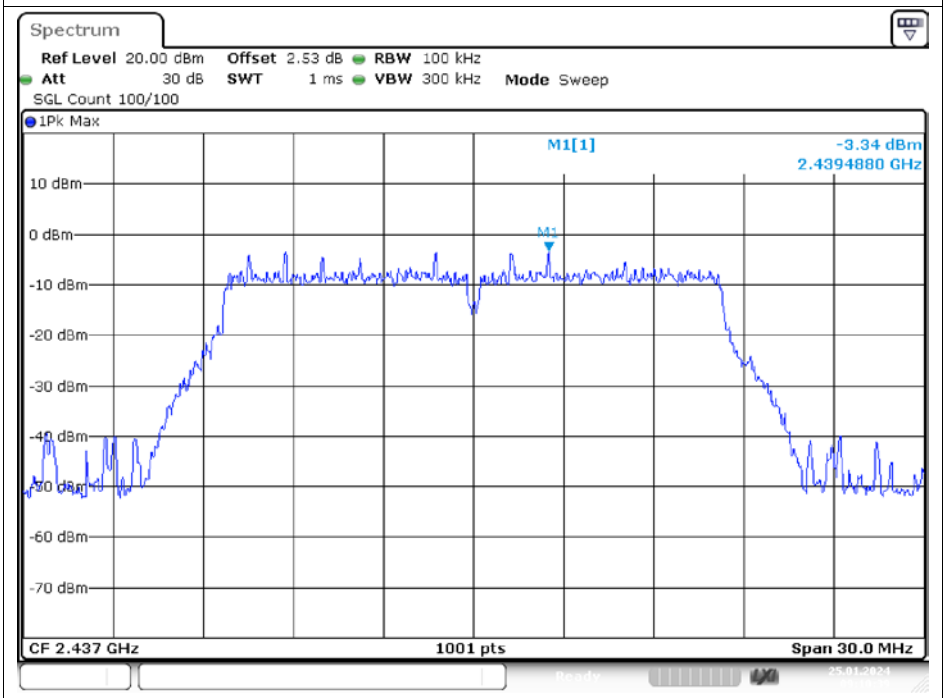

Date: 25.JAN.2024 09:10:39

Tx. Spurious NVNT g 2437MHz Ant1 Emission

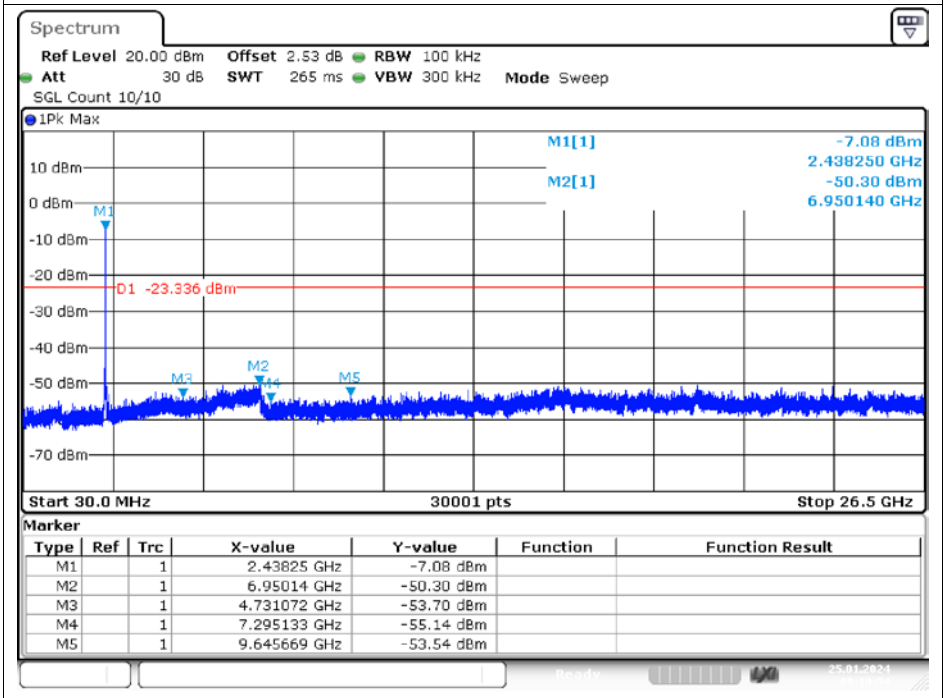

Marker

Type	Ref	Trc	X-value	Y-value	Function	Function Result
M1		1	2.43825 GHz	-7.08 dBm		
M2		1	6.95014 GHz	-50.30 dBm		
M3		1	4.731072 GHz	-53.70 dBm		
M4		1	7.295133 GHz	-55.14 dBm		
M5		1	9.645669 GHz	-53.54 dBm		

Date: 25.JAN.2024 09:10:54

Tx. Spurious NVNT g 2462MHz Ant1 Ref

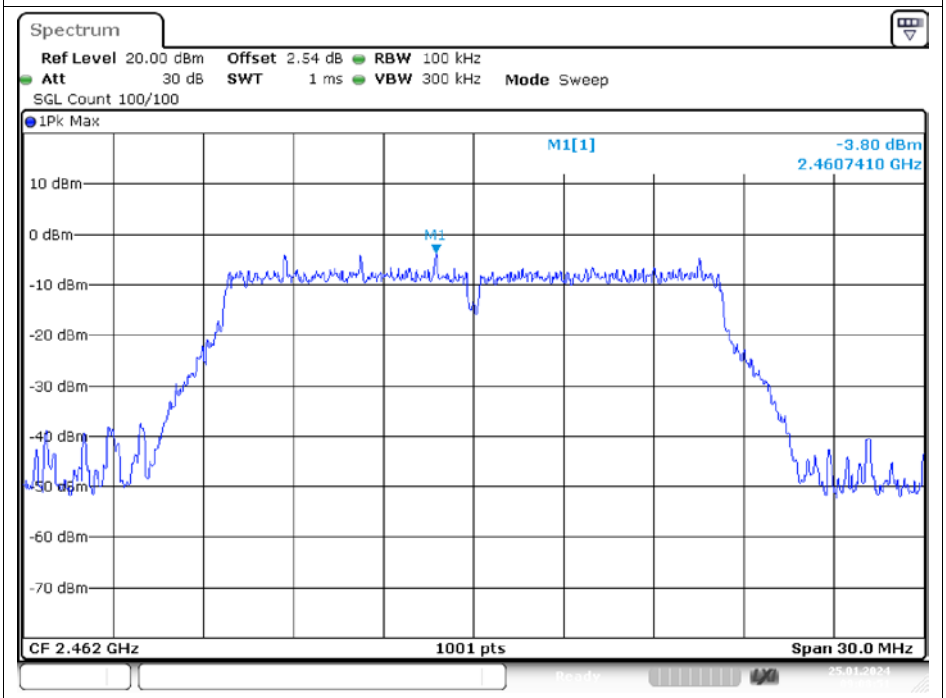

Date: 25.JAN.2024 09:08:52

Tx. Spurious NVNT g 2462MHz Ant1 Emission

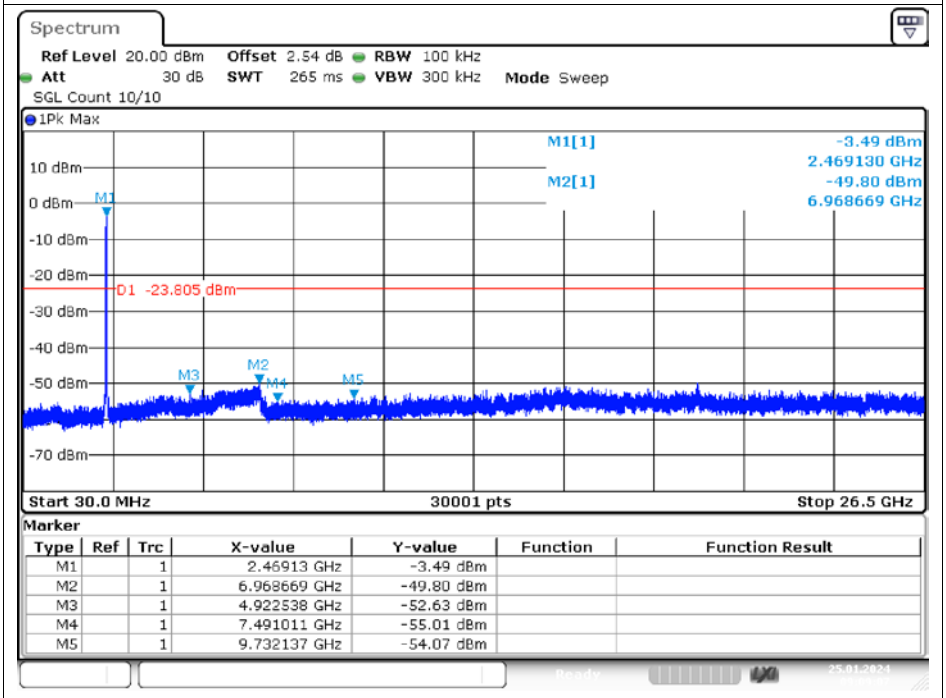

Marker

Type	Ref	Trc	X-value	Y-value	Function	Function Result
M1		1	2.46913 GHz	-3.49 dBm		
M2		1	6.968669 GHz	-49.80 dBm		
M3		1	4.922538 GHz	-52.63 dBm		
M4		1	7.491011 GHz	-55.01 dBm		
M5		1	9.732137 GHz	-54.07 dBm		

Date: 25.JAN.2024 09:09:07

Tx. Spurious NVNT n20 2412MHz Ant1 Ref

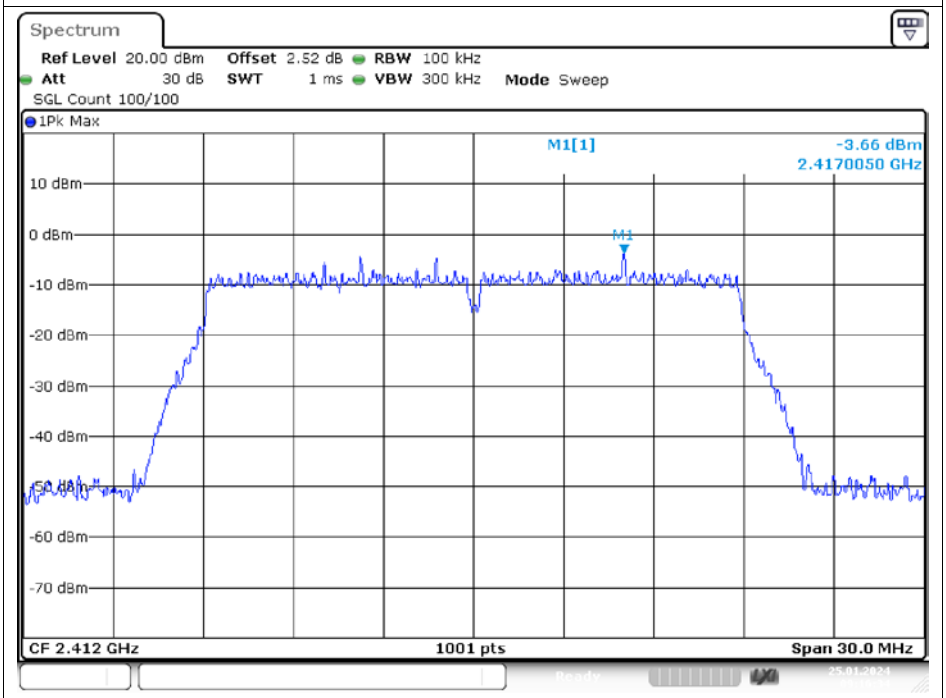

Date: 25.JAN.2024 09:16:34

Tx. Spurious NVNT n20 2412MHz Ant1 Emission

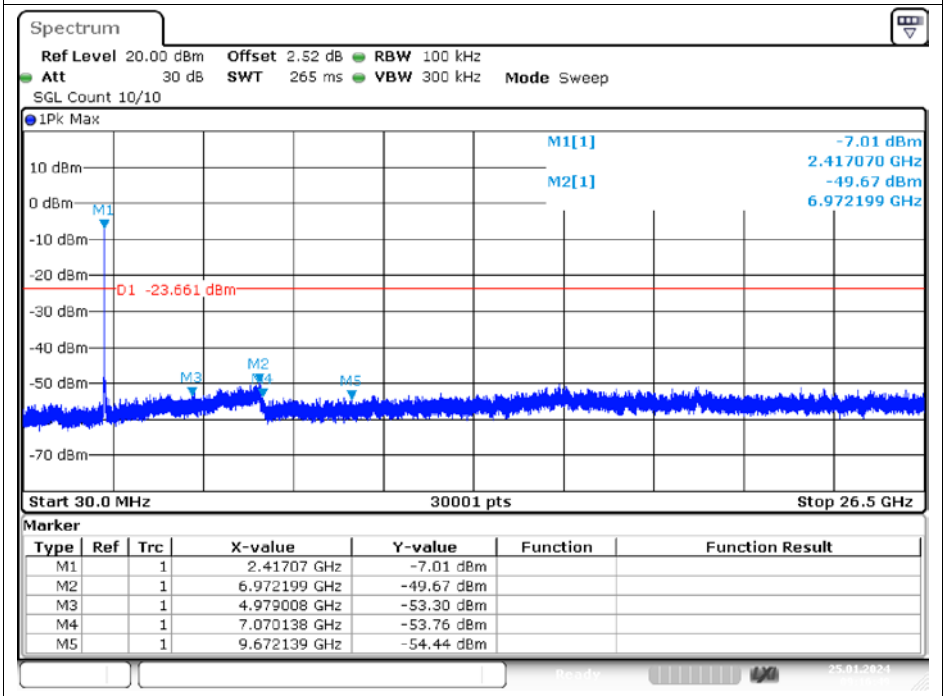

Marker

Type	Ref	Trc	X-value	Y-value	Function	Function Result
M1		1	2.41707 GHz	-7.01 dBm		
M2		1	6.972199 GHz	-49.67 dBm		
M3		1	4.979008 GHz	-53.30 dBm		
M4		1	7.070138 GHz	-53.76 dBm		
M5		1	9.672139 GHz	-54.44 dBm		

Date: 25.JAN.2024 09:16:49

Tx. Spurious NVNT n20 2437MHz Ant1 Ref

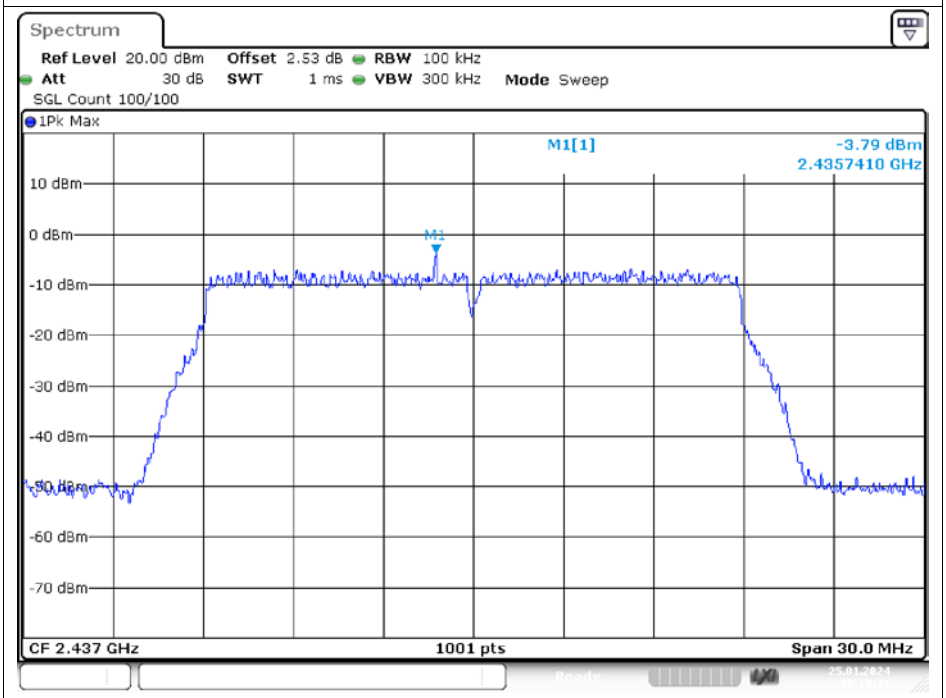

Date: 25.JAN.2024 09:19:13

Tx. Spurious NVNT n20 2437MHz Ant1 Emission

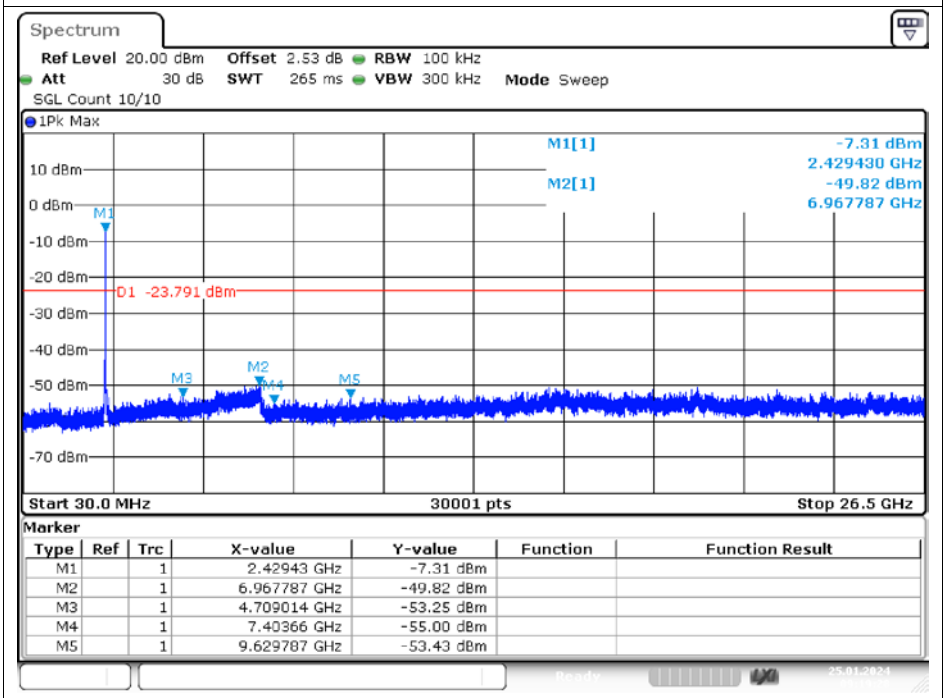

Marker

Type	Ref	Trc	X-value	Y-value	Function	Function Result
M1		1	2.42943 GHz	-7.31 dBm		
M2		1	6.967787 GHz	-49.82 dBm		
M3		1	4.709014 GHz	-53.25 dBm		
M4		1	7.40366 GHz	-55.00 dBm		
M5		1	9.629787 GHz	-53.43 dBm		

Date: 25.JAN.2024 09:19:28

Tx. Spurious NVNT n20 2462MHz Ant1 Ref

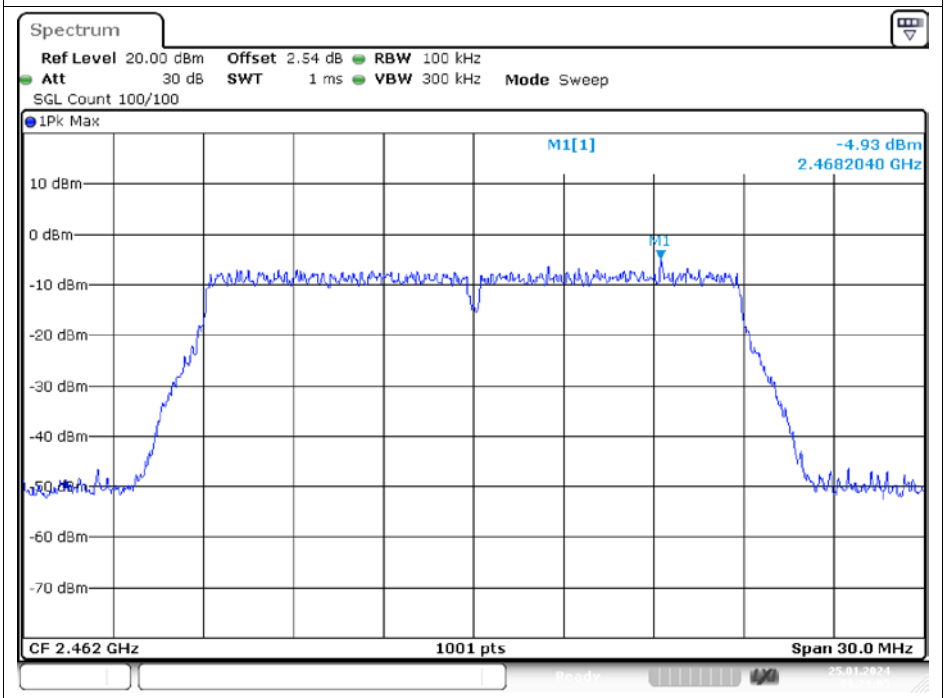

Date: 25.JAN.2024 09:21:05

Tx. Spurious NVNT n20 2462MHz Ant1 Emission

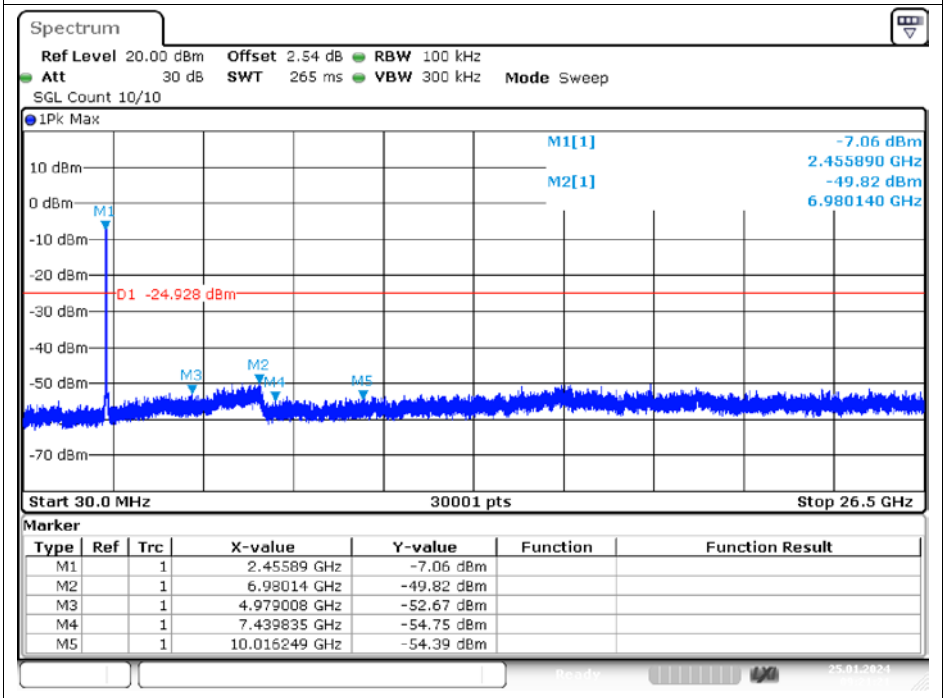

Marker

Type	Ref	Trc	X-value	Y-value	Function	Function Result
M1		1	2.45589 GHz	-7.06 dBm		
M2		1	6.98014 GHz	-49.82 dBm		
M3		1	4.979008 GHz	-52.67 dBm		
M4		1	7.439835 GHz	-54.75 dBm		
M5		1	10.016249 GHz	-54.39 dBm		

Date: 25.JAN.2024 09:21:20

7.5 Duty Cycle

Condition	Mode	Frequency (MHz)	Antenna	On Time (ms)	Period (ms)	Duty Cycle (%)	Correction Factor (dB)	1/T (kHz)	Final settingFor VBW (kHz)
NVNT	b	2412	Ant1	8.39	8.45	99.29	0	0.12	1
NVNT	b	2437	Ant1	8.39	8.45	99.29	0	0.12	1
NVNT	b	2462	Ant1	8.39	8.45	99.29	0	0.12	1
NVNT	g	2412	Ant1	1.39	1.46	95.21	0.21	0.72	1
NVNT	g	2437	Ant1	1.39	1.46	95.21	0.21	0.72	1
NVNT	g	2462	Ant1	1.39	1.46	95.21	0.21	0.72	1
NVNT	n20	2412	Ant1	5.08	5.15	98.64	0	0.2	1
NVNT	n20	2437	Ant1	5.09	5.15	98.83	0	0.2	1
NVNT	n20	2462	Ant1	5.08	5.15	98.64	0	0.2	1

8. RADIATED TEST RESULTS

The data of the mode (802.11b 2412MHz) are recorded in the following pages.

The worst result as bellow:

DateTime: 2024-01-25 22:36:59

Mode:	FCC 2.4G WIFI 2412MHz
Power:	DC 5V
TE:	Vier
Date:	2024-01-25
Humiture:	24℃ 55%
Barometric Pessure	101.5

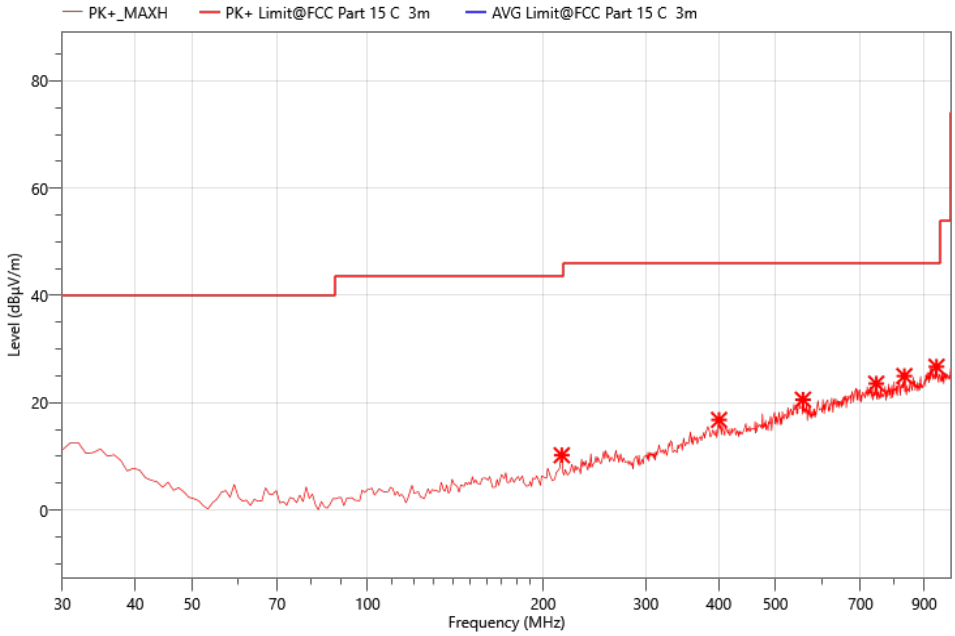

Critical_Freqs

No.	Freq. (MHz)	Reading (dBµV)	Corr. (dB)	Meas. (dBµV/m)	Limit (dBµV/m)	Margin (dB)	Det.	Pol.
1	215.270	31.19	-21	10.19	43.50	33.31	PK+	V
2	400.540	30.71	-13.92	16.79	46.00	29.21	PK+	V
3	557.680	30.72	-10.16	20.56	46.00	25.44	PK+	V
4	744.890	30.73	-7.17	23.56	46.00	22.44	PK+	V
5	832.190	30.79	-5.83	24.96	46.00	21.04	PK+	V
6	944.710	30.03	-3.33	26.70	46.00	19.30	PK+	V

DateTime: 2024-01-25 22:36:13

Mode:	FCC 2.4G WIFI 2412
Power:	DC 5V
TE:	Vier
Date:	2024-01-25
Humiture:	24℃ 55%
Barometric Pessure	101.5

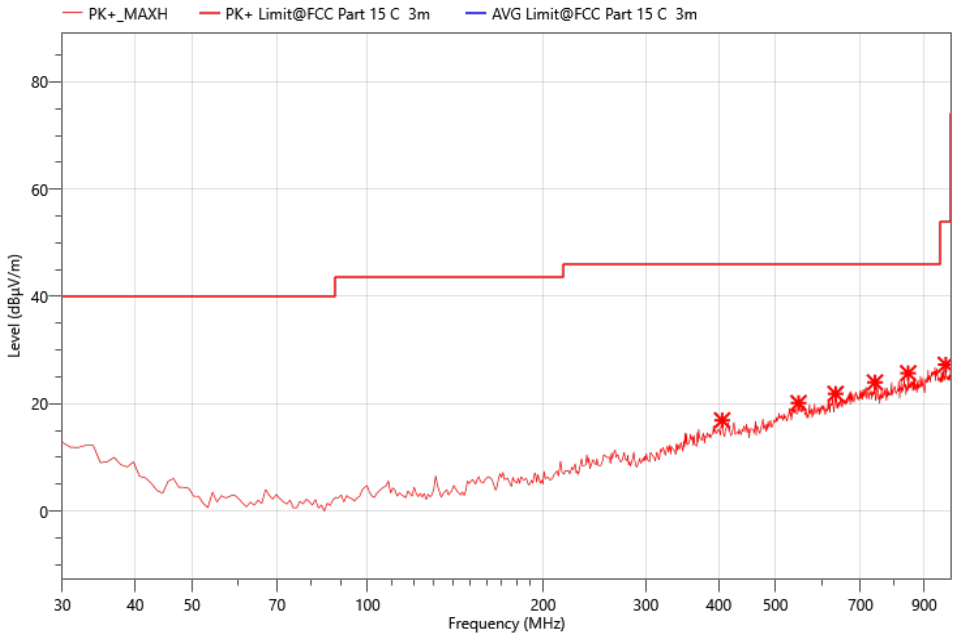

Critical_Freqs

No.	Freq. (MHz)	Reading (dBµV)	Corr. (dB)	Meas. (dBµV/m)	Limit (dBµV/m)	Margin (dB)	Det.	Pol.
1	405.390	30.61	-13.71	16.90	46.00	29.10	PK+	H
2	547.980	29.94	-9.82	20.12	46.00	25.88	PK+	H
3	634.310	30.78	-8.93	21.85	46.00	24.15	PK+	H
4	741.010	31.02	-7.05	23.97	46.00	22.03	PK+	H
5	844.800	31.47	-5.79	25.68	46.00	20.32	PK+	H
6	979.630	30.87	-3.61	27.26	53.90	26.64	PK+	H

Note: 1. Result Level = Read Level+ Antenna Factor+ Cable Loss- Amp. Factor

Above 1000MHz~10th Harmonics:

The worst result as bellow:

DateTime: 2024-01-25 22:28:39

Mode:	2.4G WIFI TX 2412 1-18G
Power:	DC 5V
TE:	Vier
Date:	2024-01-25
Humiture:	24℃ 55%
Barometric Pessure	101.5

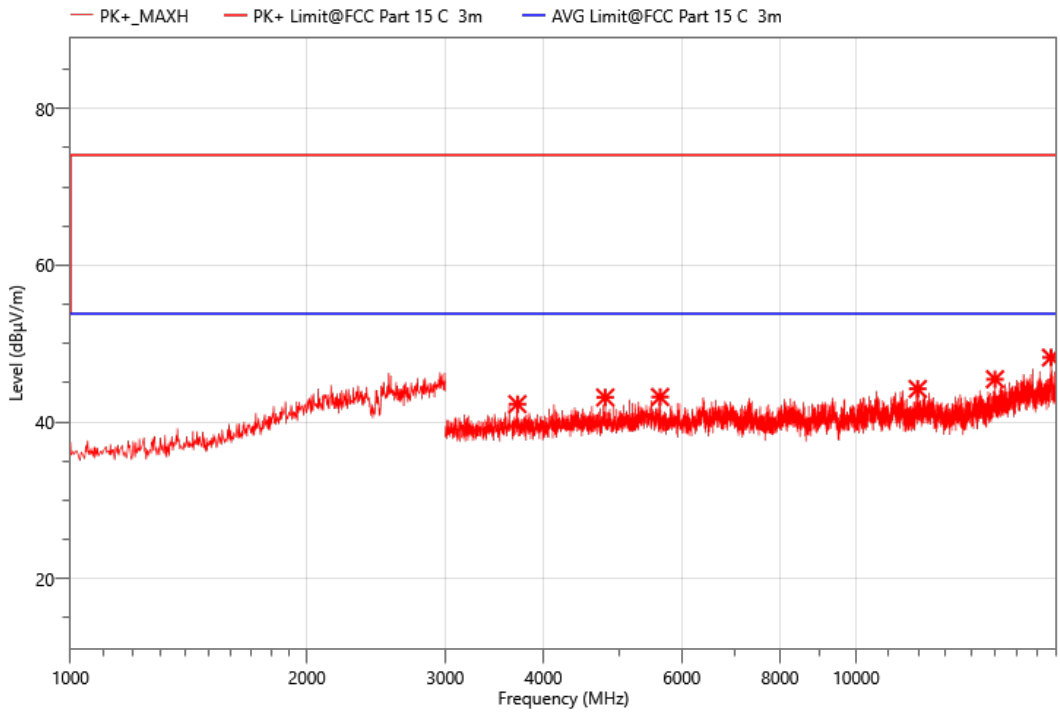

Critical_Freqs

No.	Freq. (MHz)	Reading (dBµV)	Corr. (dB)	Meas. (dBµV/m)	Limit (dBµV/m)	Margin (dB)	Det.	Pol.
1	3706.500	55.87	-13.59	42.28	74.00	31.72	PK+	V
2	4794.000	54.43	-11.3	43.13	74.00	30.87	PK+	V
3	5629.500	52.40	-9.21	43.19	74.00	30.81	PK+	V
4	11979.000	48.70	-4.48	44.22	74.00	29.78	PK+	V
5	15025.500	48.28	-2.82	45.46	74.00	28.54	PK+	V
6	17701.500	48.09	0.14	48.23	74.00	25.77	PK+	V

DateTime: 2024-01-25 22:29:59

Mode:	2.4G WIFI TX 2412 1-18G
Power:	DC 5V
TE:	Vier
Date:	2024-01-25
Humiture:	24℃ 55%
Barometric Pessure	101.5

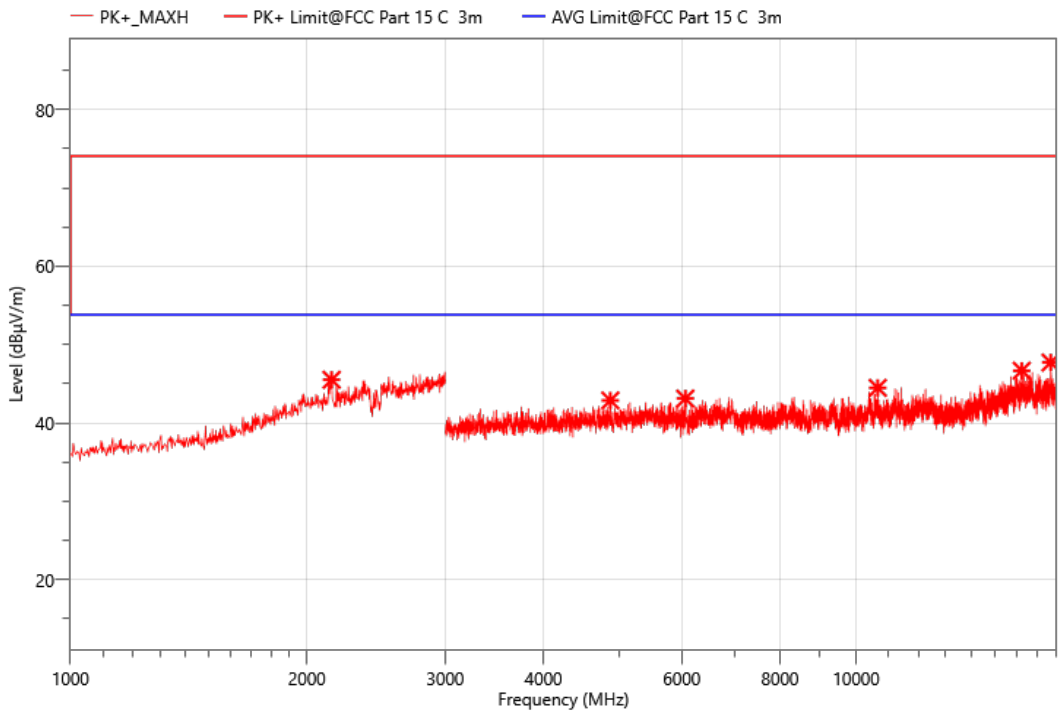

Critical_Freqs

No.	Freq. (MHz)	Reading (dBµV)	Corr. (dB)	Meas. (dBµV/m)	Limit (dBµV/m)	Margin (dB)	Det.	Pol.
1	2150.000	54.57	-9.05	45.52	74.00	28.48	PK+	H
2	4866.000	54.06	-11.18	42.88	74.00	31.12	PK+	H
3	6061.500	51.09	-7.97	43.12	74.00	30.88	PK+	H
4	10653.000	49.80	-5.32	44.48	74.00	29.52	PK+	H
5	16246.500	47.21	-0.53	46.68	74.00	27.32	PK+	H
6	17682.000	47.44	0.28	47.72	74.00	26.28	PK+	H

DateTime: 2024-01-25 22:31:03

Mode:	2.4G WIFI TX 2437 1-18G
Power:	DC 5V
TE:	Vier
Date:	2024-01-25
Humiture:	24℃ 55%
Barometric Pessure	101.5

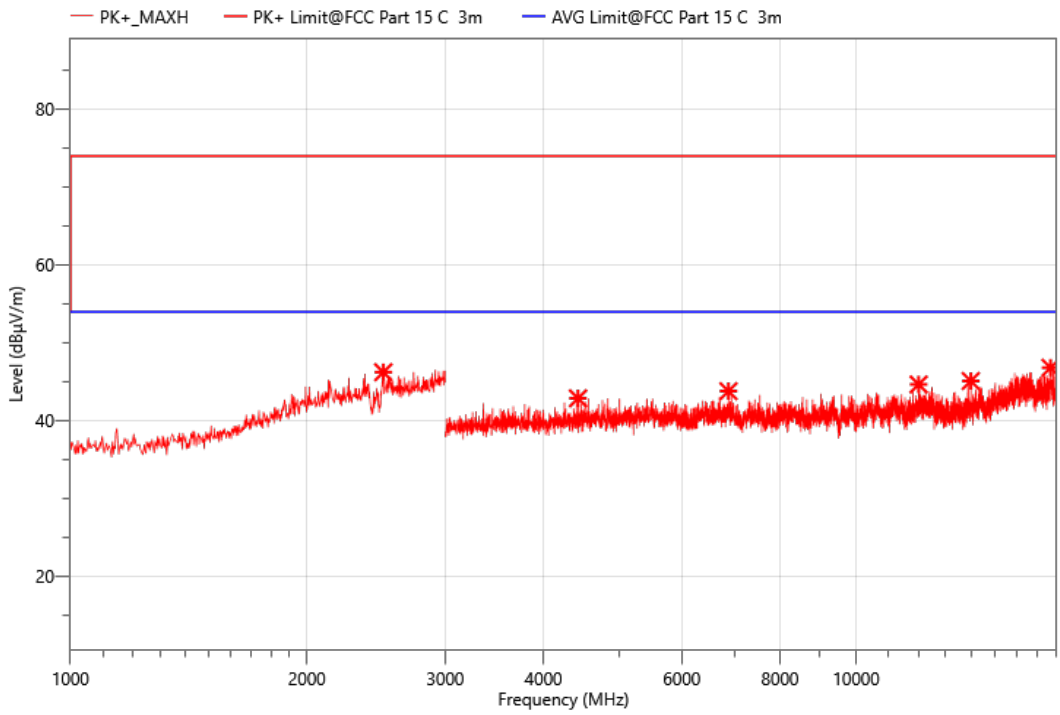

Critical_Freqs

No.	Freq. (MHz)	Reading (dBµV)	Corr. (dB)	Meas. (dBµV/m)	Limit (dBµV/m)	Margin (dB)	Det.	Pol.
1	2502.000	54.63	-8.41	46.22	74.00	27.78	PK+	H
2	4426.500	54.91	-12.05	42.86	74.00	31.14	PK+	H
3	6879.000	51.96	-8.18	43.78	74.00	30.22	PK+	H
4	12010.500	49.29	-4.65	44.64	74.00	29.36	PK+	H
5	13993.500	48.66	-3.57	45.09	74.00	28.91	PK+	H
6	17677.500	46.49	0.3	46.79	74.00	27.21	PK+	H

DateTime: 2024-01-25 22:32:23

Mode:	2.4G WIFI TX 2437 1-18G
Power:	DC 5V
TE:	Vier
Date:	2024-01-25
Humiture:	24℃ 55%
Barometric Pessure	101.5

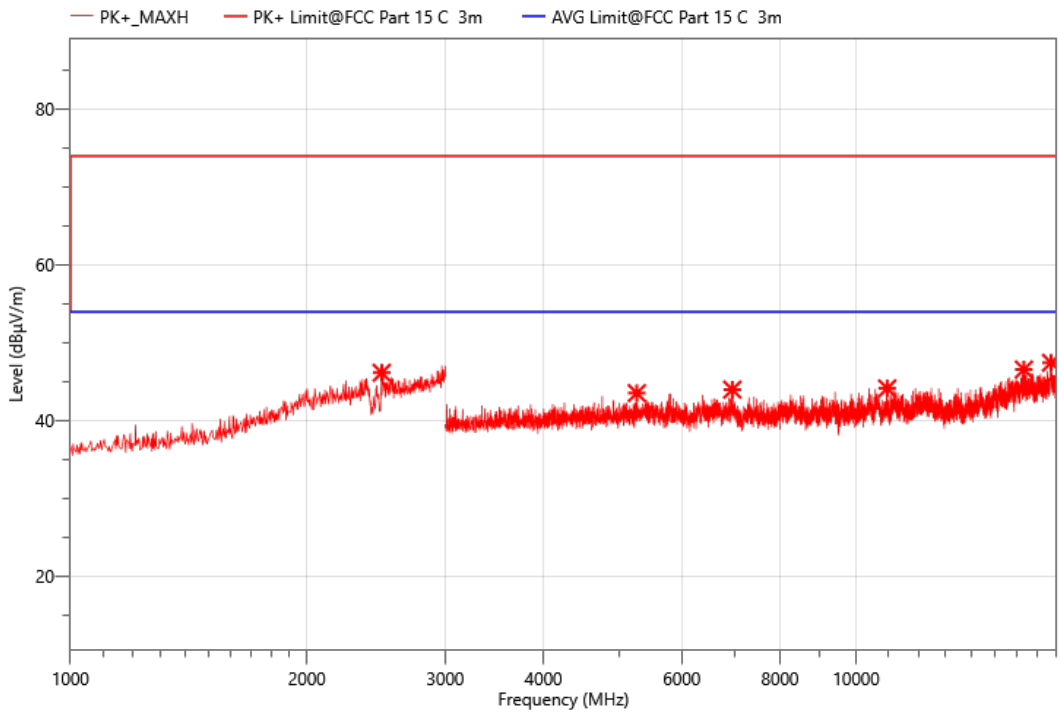

Critical_Freqs

No.	Freq. (MHz)	Reading (dBµV)	Corr. (dB)	Meas. (dBµV/m)	Limit (dBµV/m)	Margin (dB)	Det.	Pol.
1	2490.000	54.57	-8.42	46.15	74.00	27.85	PK+	V
2	5259.000	53.73	-10.2	43.53	74.00	30.47	PK+	V
3	6957.000	51.85	-7.87	43.98	74.00	30.02	PK+	V
4	10953.000	49.02	-4.88	44.14	74.00	29.86	PK+	V
5	16351.500	48.25	-1.68	46.57	74.00	27.43	PK+	V
6	17704.500	47.34	0.08	47.42	74.00	26.58	PK+	V

DateTime: 2024-01-25 22:33:35

Mode:	2.4G WIFI TX 2462 1-18G
Power:	DC 5V
TE:	Vier
Date:	2024-01-25
Humiture:	24℃ 55%
Barometric Pessure	101.5

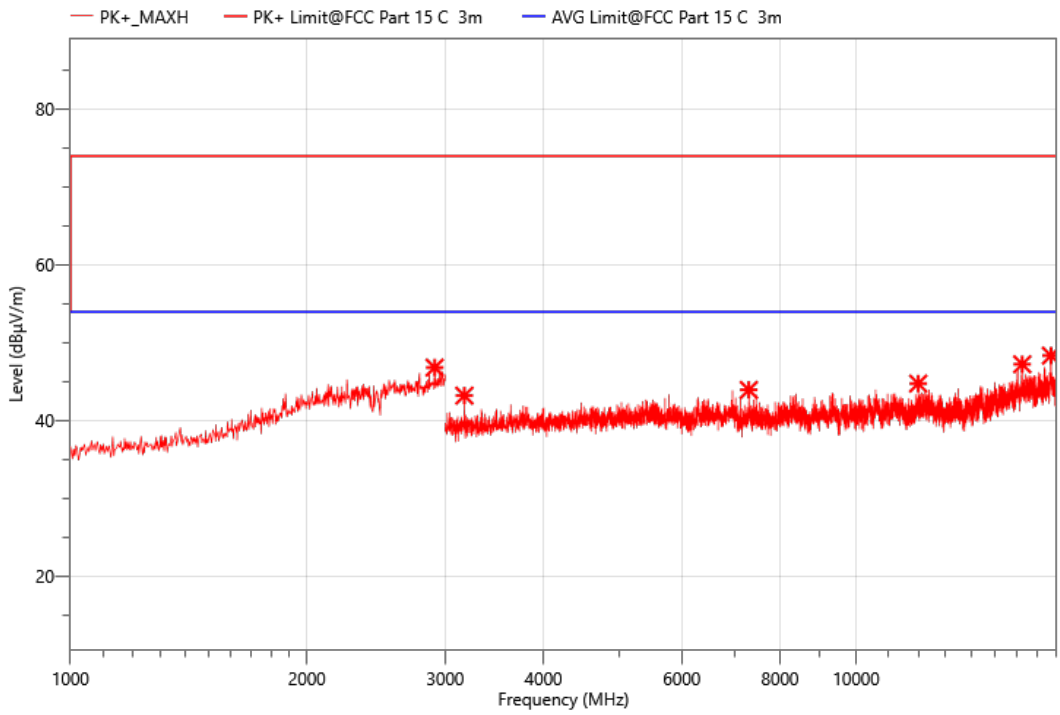

Critical_Freqs

No.	Freq. (MHz)	Reading (dBµV)	Corr. (dB)	Meas. (dBµV/m)	Limit (dBµV/m)	Margin (dB)	Det.	Pol.
1	2908.000	54.51	-7.7	46.81	74.00	27.19	PK+	V
2	3172.500	58.03	-14.82	43.21	74.00	30.79	PK+	V
3	7302.000	51.57	-7.63	43.94	74.00	30.06	PK+	V
4	11995.500	49.00	-4.24	44.76	74.00	29.24	PK+	V
5	16272.000	48.42	-1.18	47.24	74.00	26.76	PK+	V
6	17701.500	48.21	0.14	48.35	74.00	25.65	PK+	V

DateTime: 2024-01-25 22:35:03

Mode:	2.4G WIFI TX 2462 1-18G
Power:	DC 5V
TE:	Vier
Date:	2024-01-25
Humiture:	24℃ 55%
Barometric Pessure	101.5

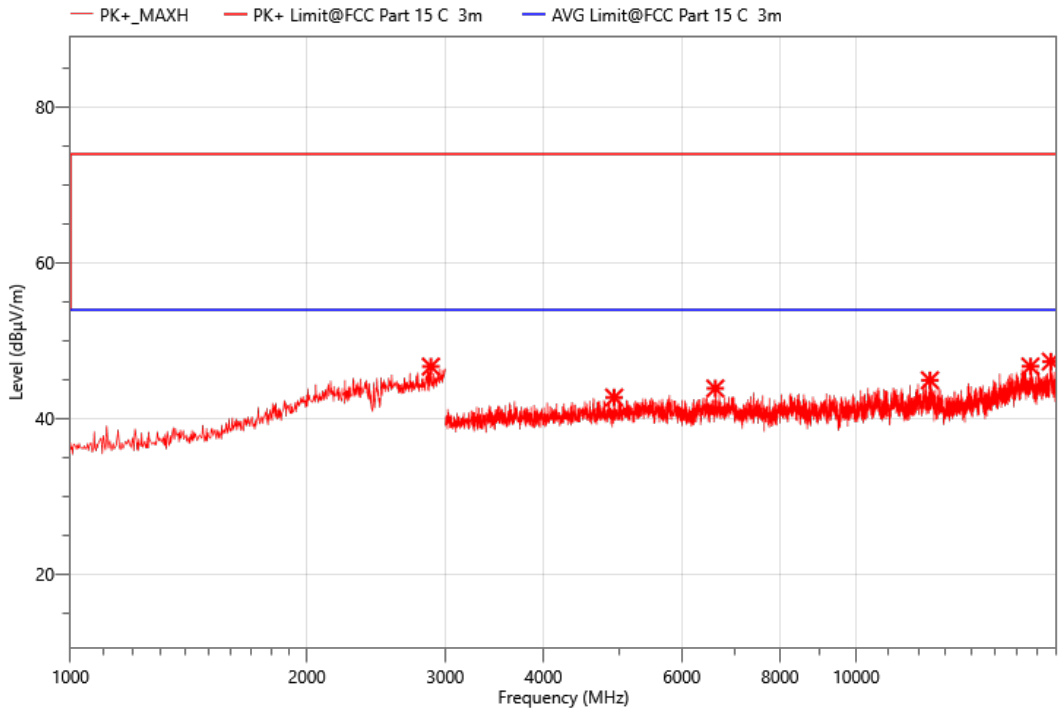

Critical_Freqs

No.	Freq. (MHz)	Reading (dBµV)	Corr. (dB)	Meas. (dBµV/m)	Limit (dBµV/m)	Margin (dB)	Det.	Pol.
1	2876.000	54.95	-8.27	46.68	74.00	27.32	PK+	H
2	4921.500	53.84	-11.13	42.71	74.00	31.29	PK+	H
3	6618.000	52.28	-8.4	43.88	74.00	30.12	PK+	H
4	12415.500	49.70	-4.78	44.92	74.00	29.08	PK+	H
5	16663.500	47.33	-0.63	46.70	74.00	27.30	PK+	H
6	17694.000	47.12	0.21	47.33	74.00	26.67	PK+	H

Other harmonics emissions are lower than 20dB below the allowable limit.

Note: (1) All Readings are Peak Value and AV.

(2) Emission Level= Reading Level+ Probe Factor +Cable Loss.

(3) The average measurement was not performed when the peak measured data under the limit of average detection.

(4) Measuring frequencies from 1GHz to 25GHz.

Band edge:

The worst result as bellow:

Mode:	2412
Power:	DC 5V
TE:	Vier
Date	2024/01/25
T/A/P	24℃/55%/101.5Kpa

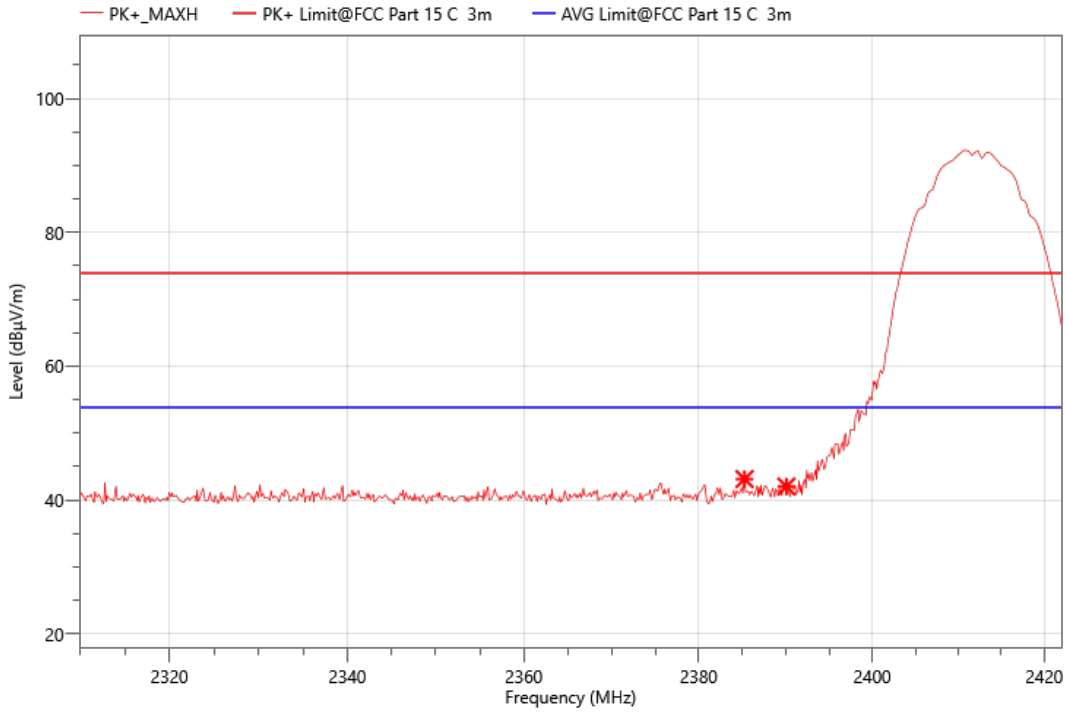

Critical_Freqs

No.	Freq. (MHz)	Reading (dBµV)	Corr. (dB)	Meas. (dBµV/m)	Limit (dBµV/m)	Margin (dB)	Det.	Pol.
1	2385.264	61.12	-18	43.12	74.00	30.88	PK+	V
2	2390.080	60.00	-17.99	42.01	74.00	31.99	PK+	V

Mode:	2412
Power:	DC 5V
TE:	Vier
Date	2024/01/25
T/A/P	24℃/55%/101.5Kpa

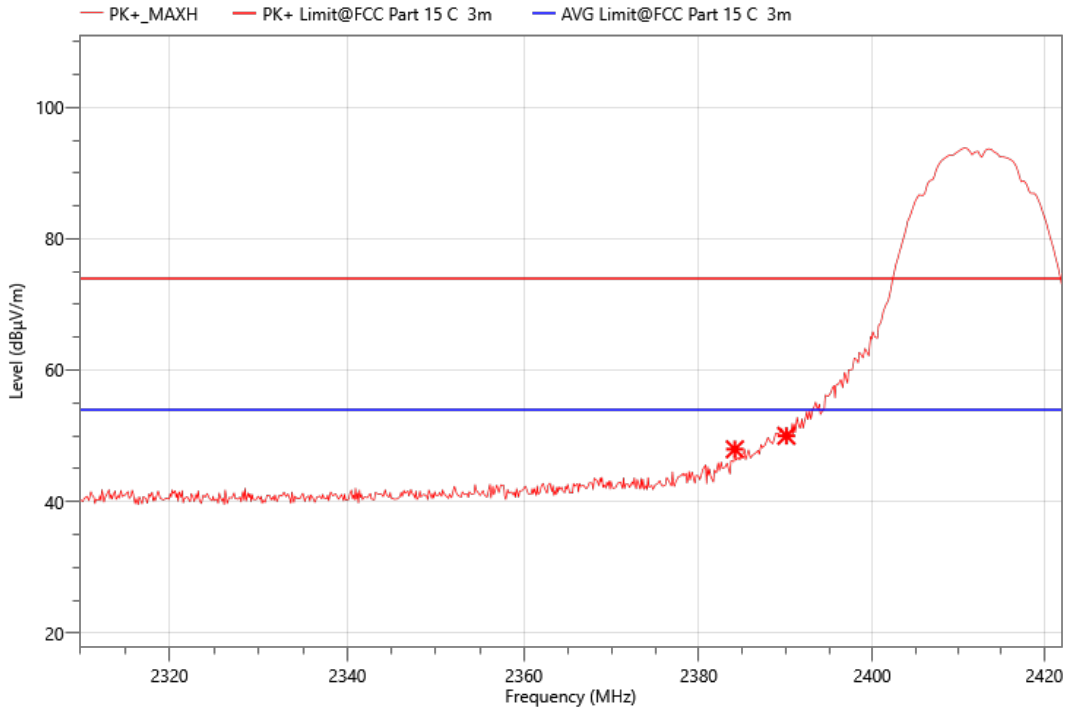

Critical_Freqs

No.	Freq. (MHz)	Reading (dBµV)	Corr. (dB)	Meas. (dBµV/m)	Limit (dBµV/m)	Margin (dB)	Det.	Pol.
1	2384.144	65.96	-18	47.96	74.00	26.04	PK+	H
2	2390.080	68.00	-17.99	50.01	74.00	23.99	PK+	H

Mode:	2462
Power:	DC 5V
TE:	Vier
Date	2024/01/25
T/A/P	24℃/55%/101.5Kpa

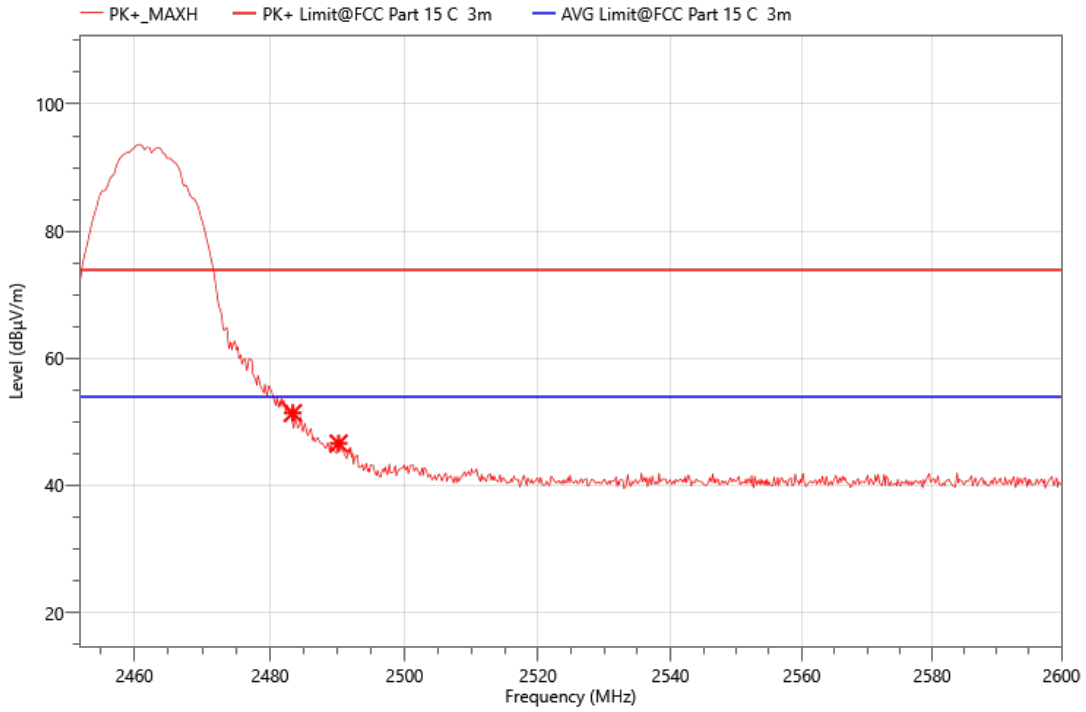

Critical_Freqs

No.	Freq. (MHz)	Reading (dBµV)	Corr. (dB)	Meas. (dBµV/m)	Limit (dBµV/m)	Margin (dB)	Det.	Pol.
1	2483.376	69.09	-17.71	51.38	74.00	22.62	PK+	H
2	2490.184	64.31	-17.7	46.61	74.00	27.39	PK+	H

Mode:	2462
Power:	DC 5V
TE:	Vier
Date	2024/01/25
T/A/P	24℃/55%/101.5Kpa

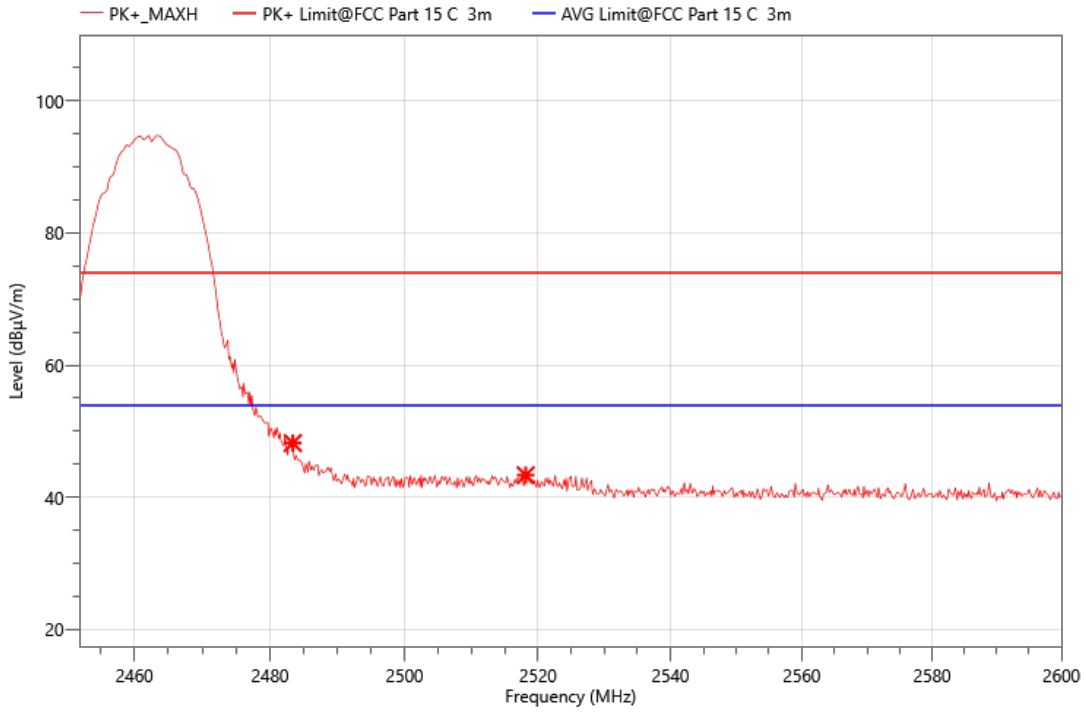

Critical_Freqs

No.	Freq. (MHz)	Reading (dBµV)	Corr. (dB)	Meas. (dBµV/m)	Limit (dBµV/m)	Margin (dB)	Det.	Pol.
1	2483.376	65.90	-17.71	48.19	74.00	25.81	PK+	V
2	2518.156	60.96	-17.63	43.33	74.00	30.67	PK+	V