Appendix A

Duty Cycle

Condition	Mode	Frequency (MHz)	Antenna	On Time (ms)	Period (ms)	Duty Cycle (%)	Correction Factor (dB)	1/T (kHz)	Final settingFor VBW (kHz)
NVNT	a	5180	Ant1	1.39	1.46	95.21	0.21	0.72	1
NVNT	a	5200	Ant1	1.39	1.46	95.21	0.21	0.72	1
NVNT	a	5240	Ant1	1.39	1.46	95.21	0.21	0.72	1
NVNT	n20	5180	Ant1	5.09	5.15	98.83	0	0.2	1
NVNT	n20	5200	Ant1	5.09	5.15	98.83	0	0.2	1
NVNT	n20	5240	Ant1	5.09	5.15	98.83	0	0.2	1

Test Graphs

Duty Cycle NVNT a 5180MHz Ant1

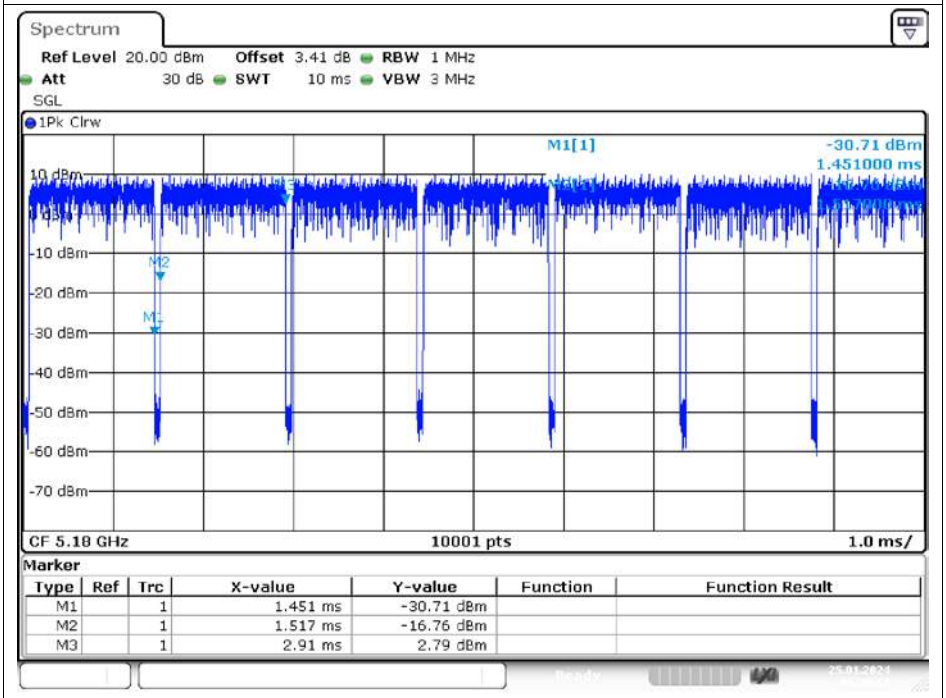

Date: 25.JAN.2024 08:20:52

Duty Cycle NVNT a 5200MHz Ant1

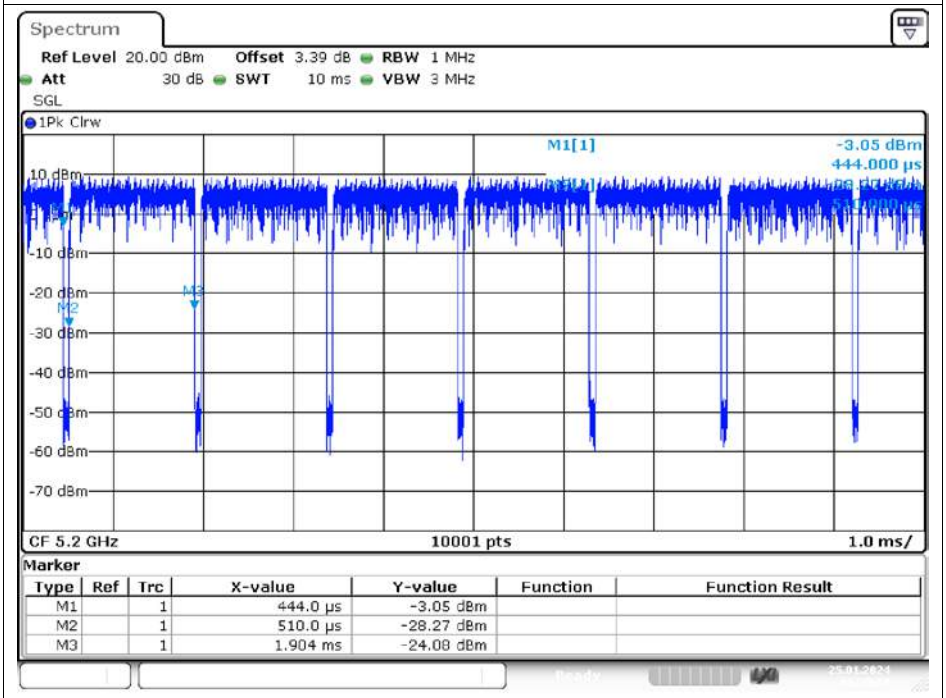

Date: 25.JAN.2024 08:25:58

Duty Cycle NVNT a 5240MHz Ant1

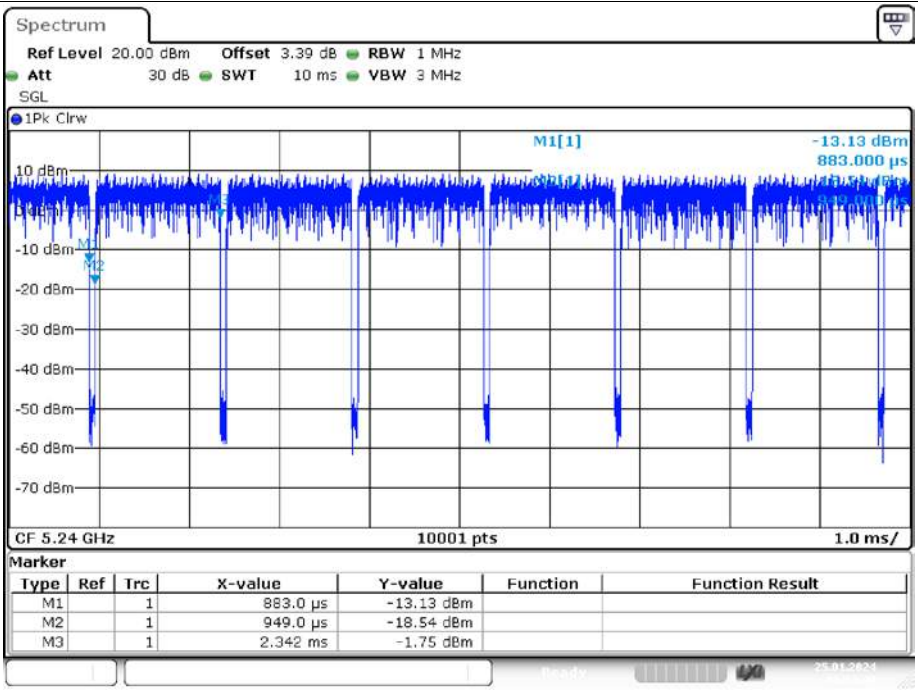

Date: 25.JAN.2024 08:31:40

Duty Cycle NVNT n20 5180MHz Ant1

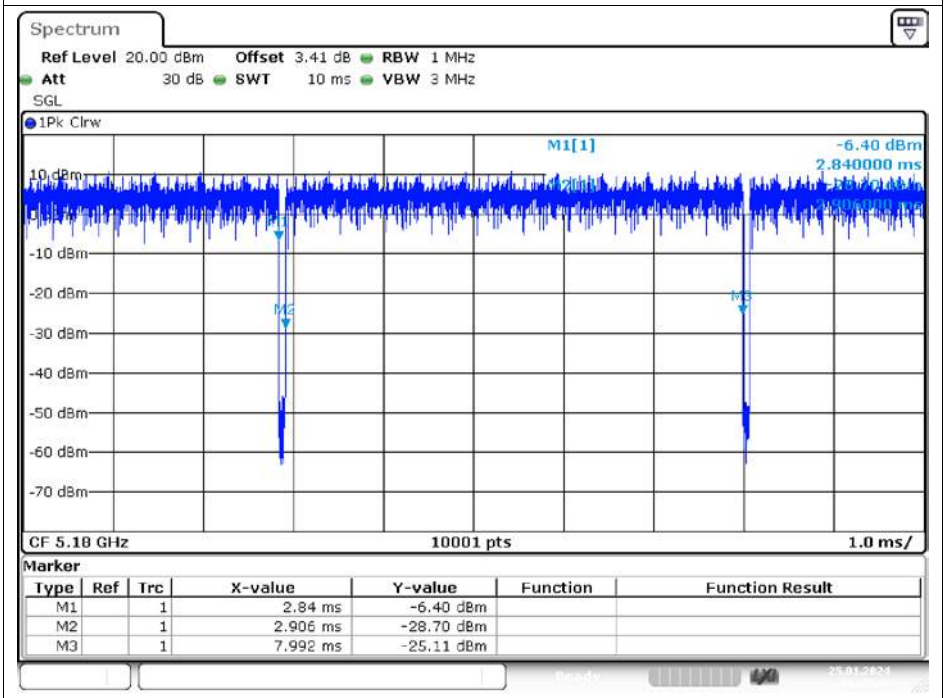

Date: 25.JAN.2024 08:45:34

Duty Cycle NVNT n20 5200MHz Ant1

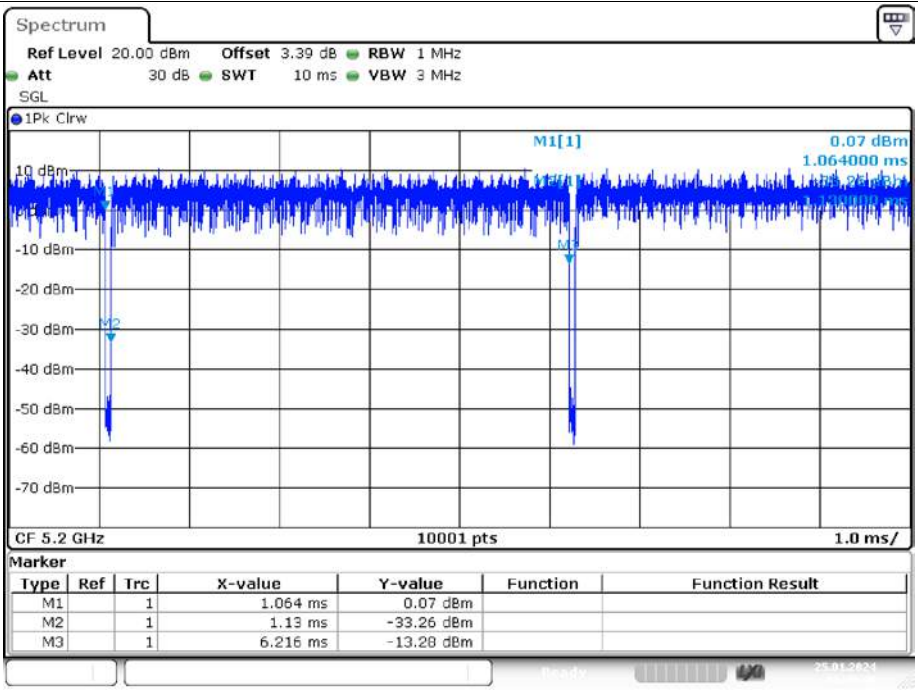

Date: 25.JAN.2024 08:40:46

Duty Cycle NVNT n20 5240MHz Ant1

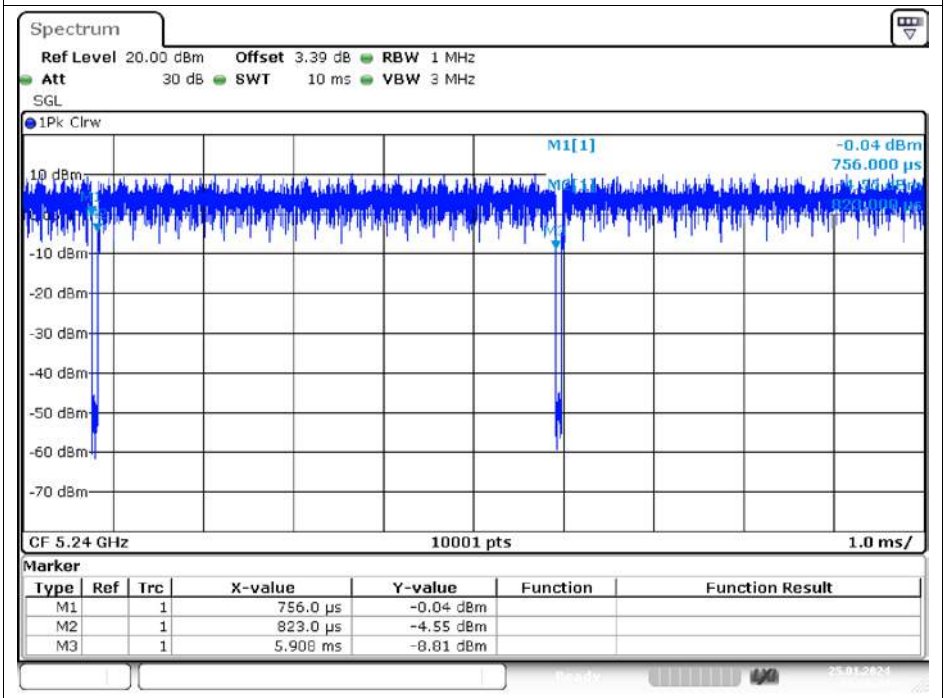

Date: 25.JAN.2024 08:36:34

Maximum Conducted Output Power

Condition	Mode	Frequency (MHz)	Antenna	Conducted Power (dBm)	Duty Factor (dB)	Total Power (dBm)	Limit (dBm)	Verdict
NVNT	a	5180	Ant1	11.65	0.21	11.86	24	Pass
NVNT	a	5200	Ant1	10.76	0.21	10.97	24	Pass
NVNT	a	5240	Ant1	11.37	0.21	11.58	24	Pass
NVNT	n20	5180	Ant1	12.68	0	12.68	24	Pass
NVNT	n20	5200	Ant1	12.57	0	12.57	24	Pass
NVNT	n20	5240	Ant1	12.27	0	12.27	24	Pass

Test Graphs

Power NVNT a 5180MHz Ant1

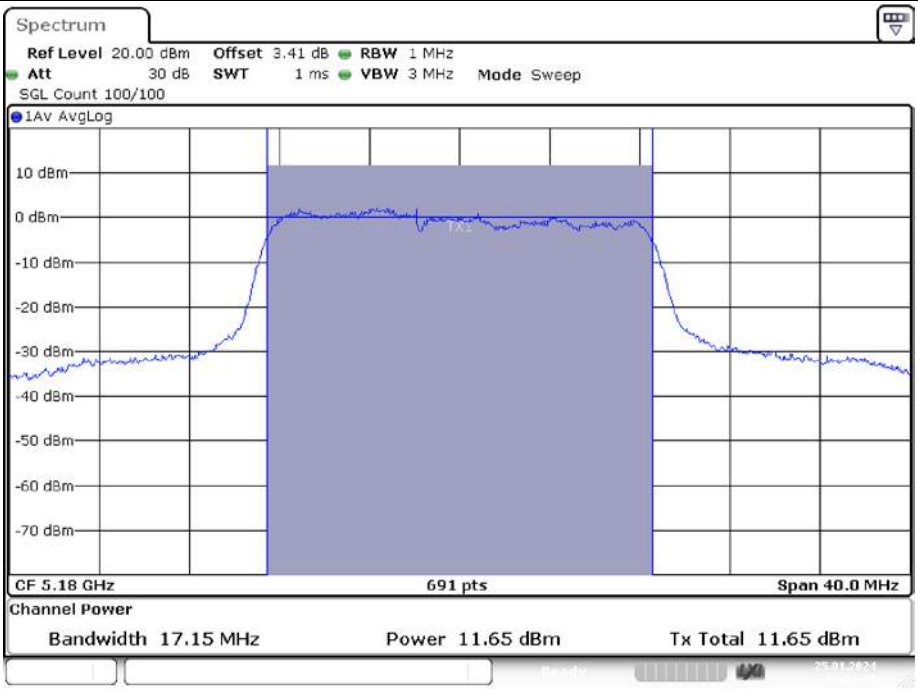

Date: 25.JAN.2024 08:21:39

Power NVNT a 5200MHz Ant1

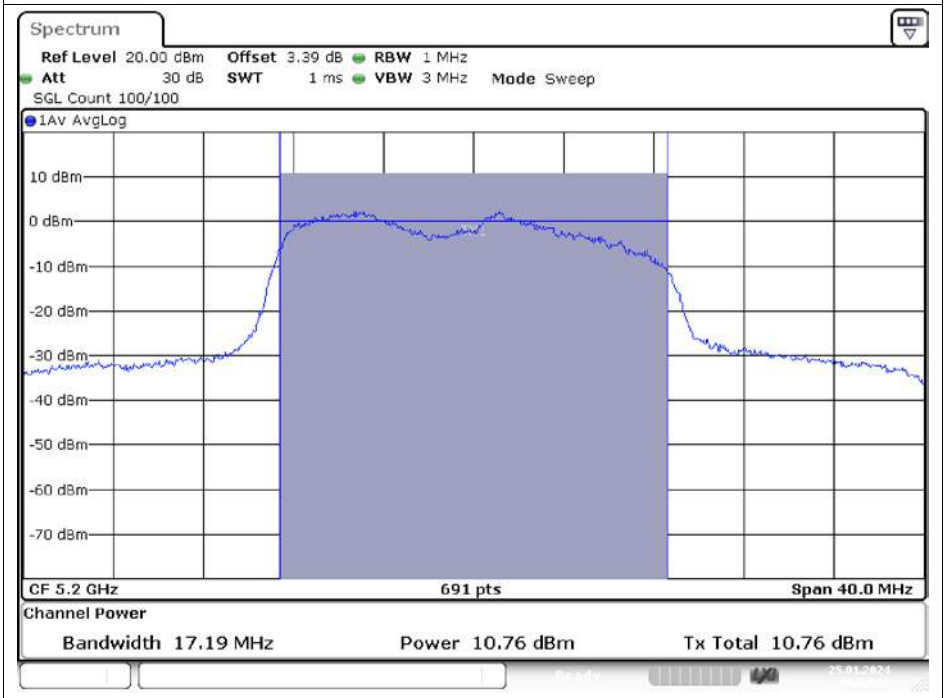

Date: 25.JAN.2024 08:27:01

Power NVNT a 5240MHz Ant1

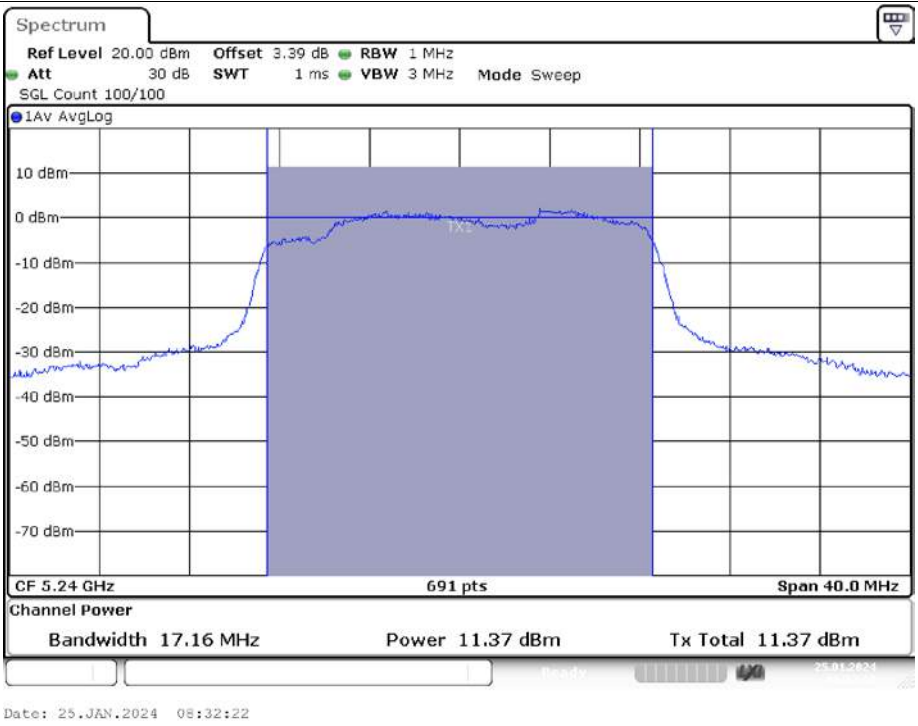

Power NVNT n20 5180MHz Ant1

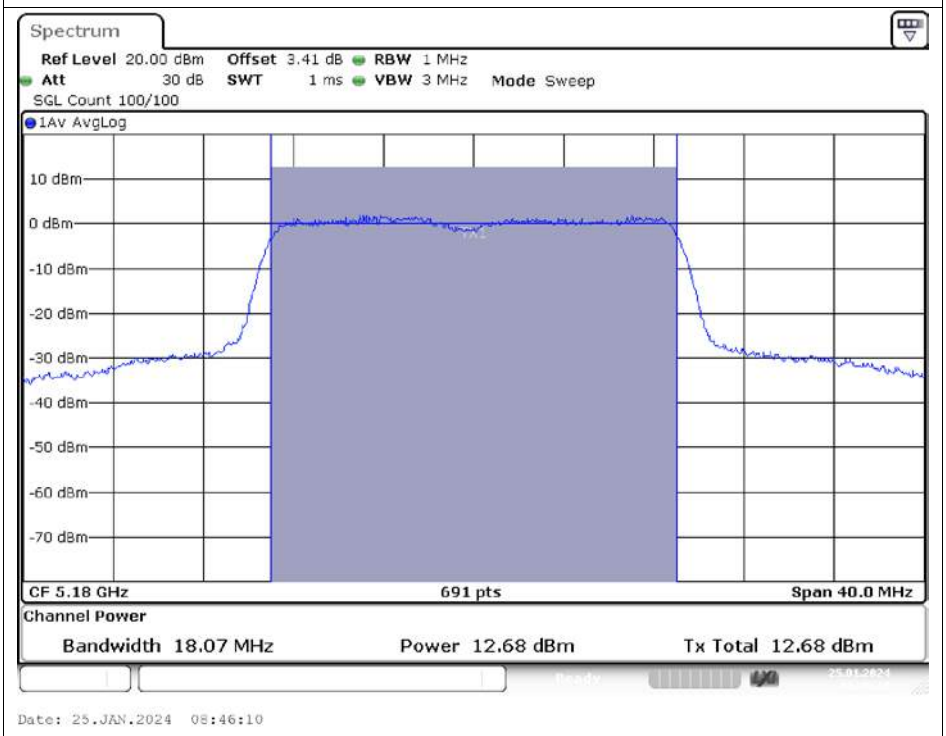

Power NVNT n20 5200MHz Ant1

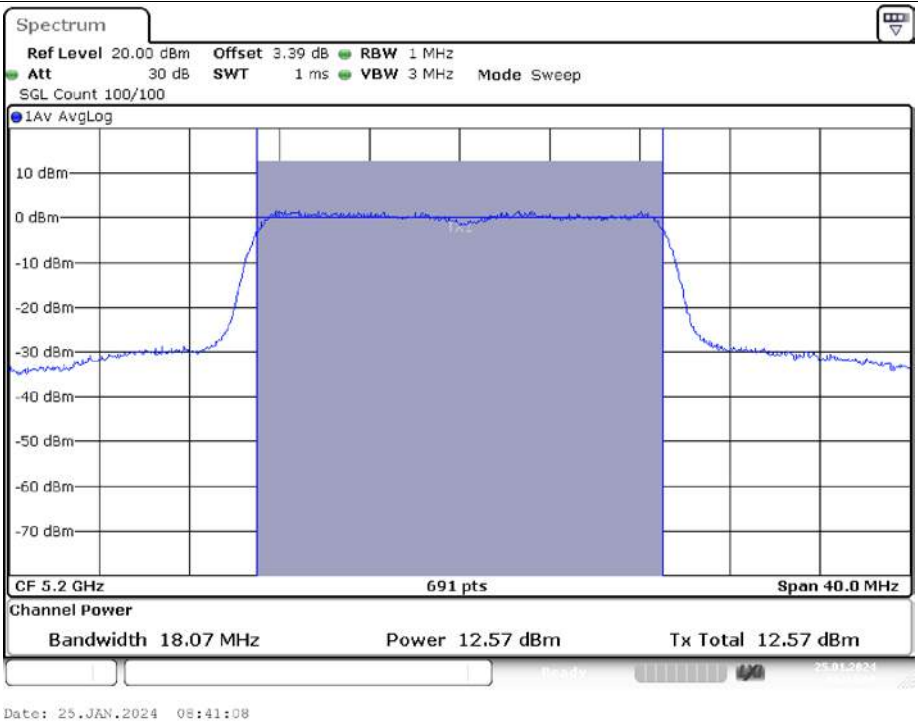

Power NVNT n20 5240MHz Ant1

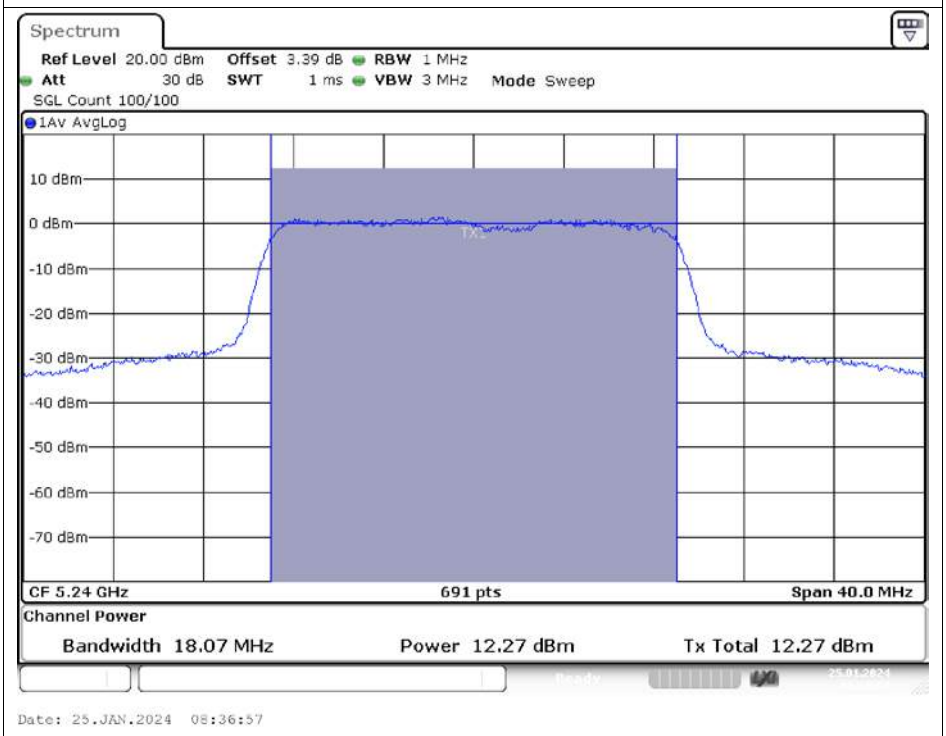

-26dB Bandwidth

Condition	Mode	Frequency (MHz)	Antenna	-26 dB Bandwidth (MHz)	Limit -26 dB Bandwidth (MHz)	Verdict
NVNT	a	5180	Ant1	29.36	N/A	N/A
NVNT	a	5200	Ant1	29.43	N/A	N/A
NVNT	a	5240	Ant1	29.33	N/A	N/A
NVNT	n20	5180	Ant1	29.95	N/A	N/A
NVNT	n20	5200	Ant1	29.77	N/A	N/A
NVNT	n20	5240	Ant1	29.68	N/A	N/A

Test Graphs

-26dB Bandwidth NVNT a 5180MHz Ant1

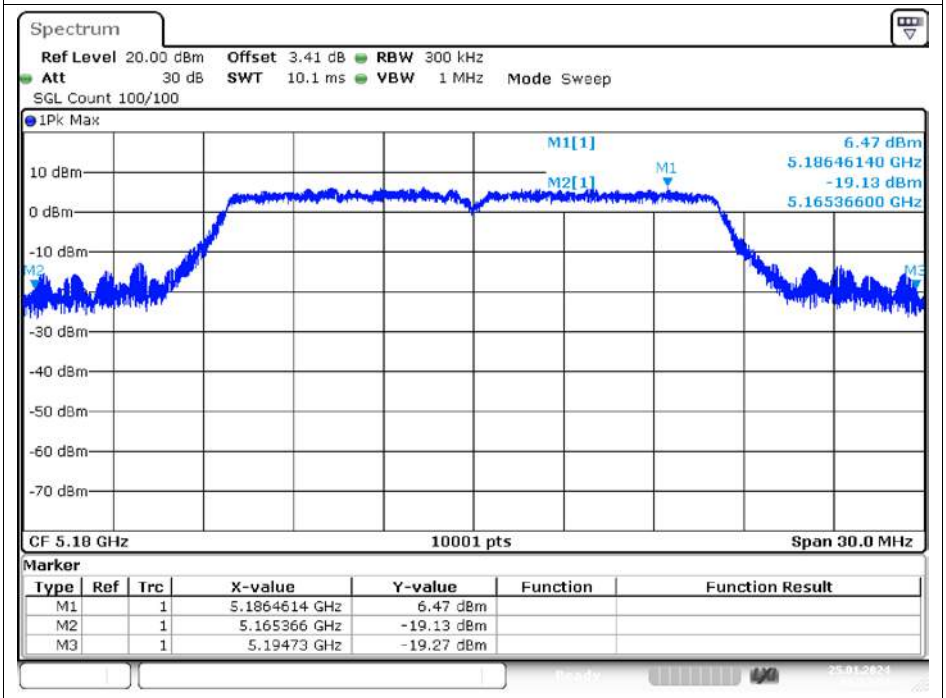

Date: 25.JAN.2024 08:21:54

-26dB Bandwidth NVNT a 5200MHz Ant1

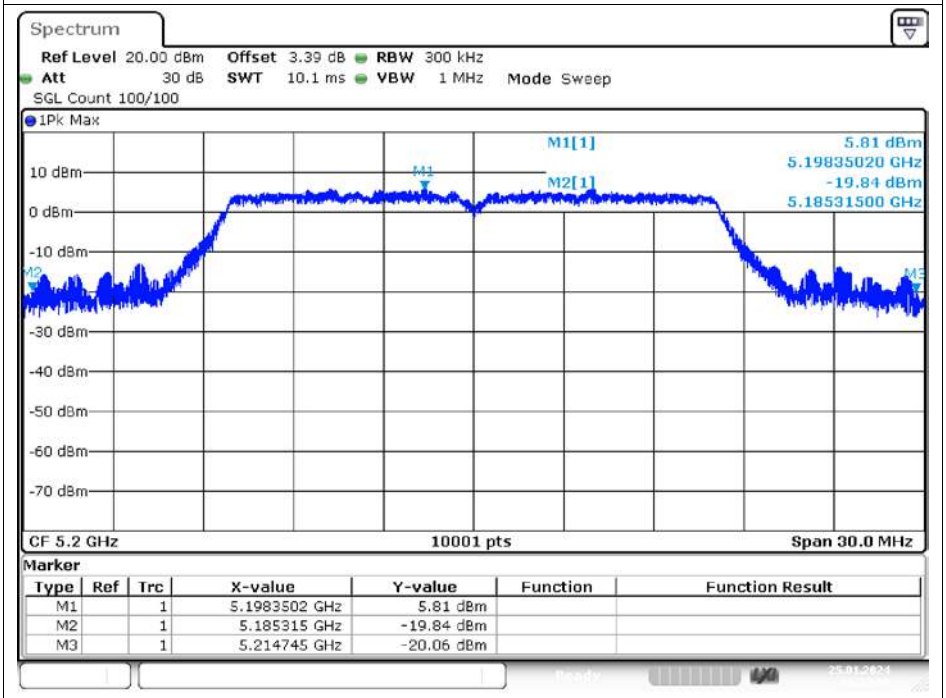

Date: 25.JAN.2024 08:27:25

-26dB Bandwidth NVNT a 5240MHz Ant1

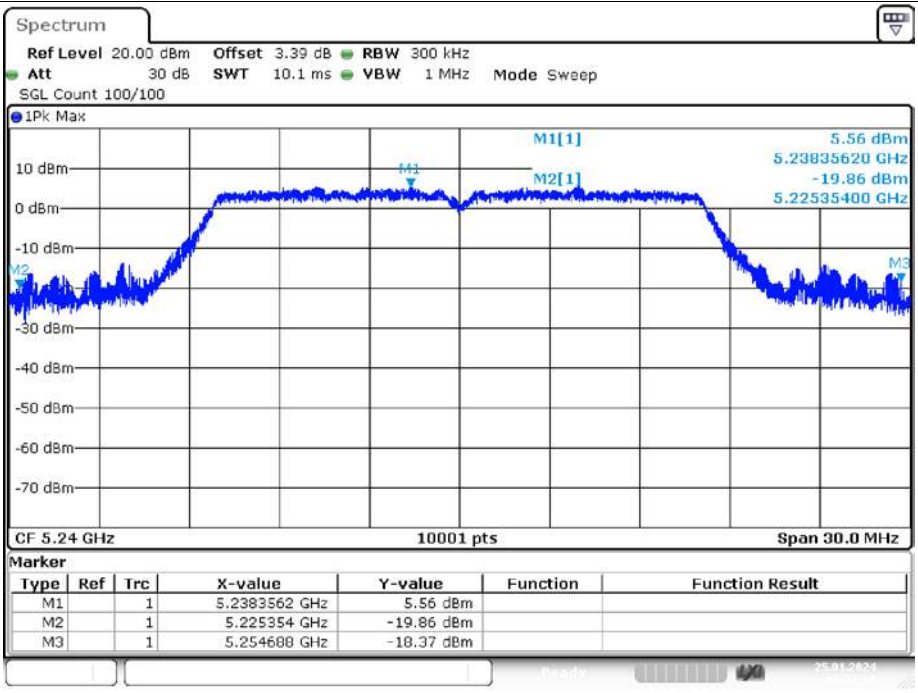

Date: 25.JAN.2024 08:32:38

-26dB Bandwidth NVNT n20 5180MHz Ant1

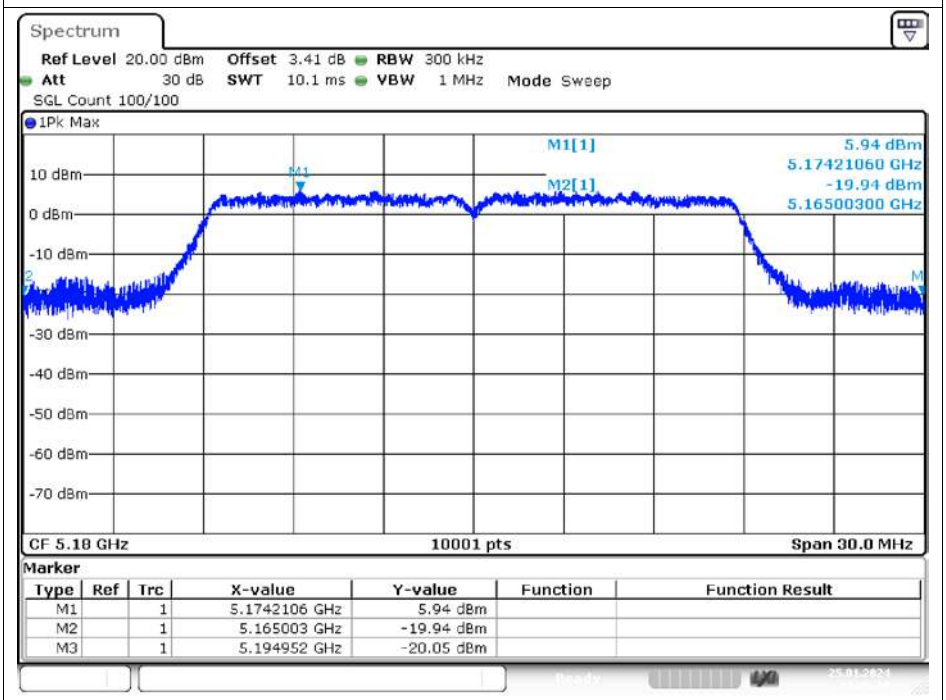

Date: 25.JAN.2024 08:46:29

-26dB Bandwidth NVNT n20 5200MHz Ant1

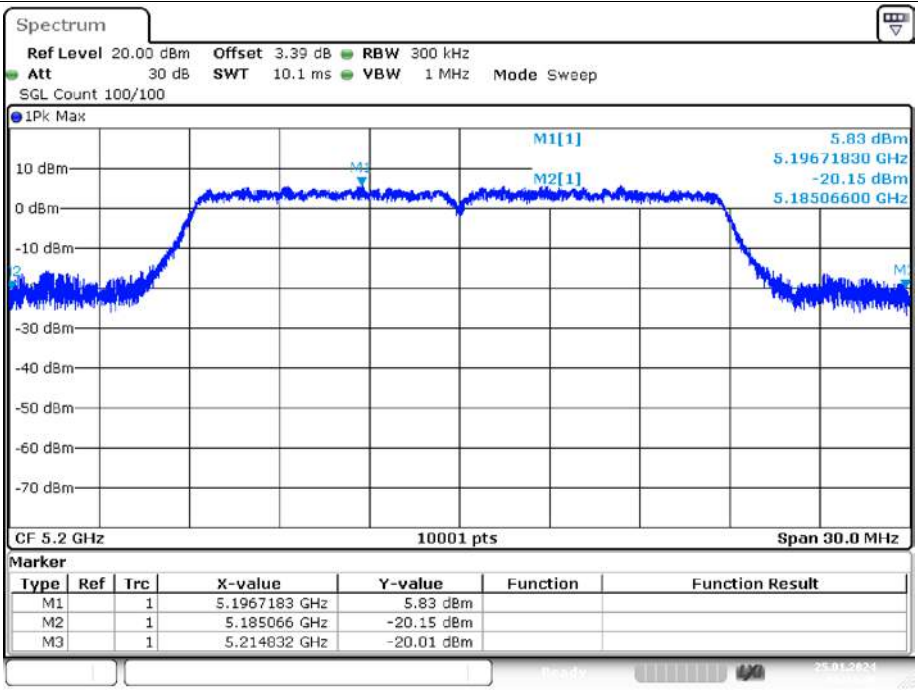

Date: 25.JAN.2024 08:41:45

-26dB Bandwidth NVNT n20 5240MHz Ant1

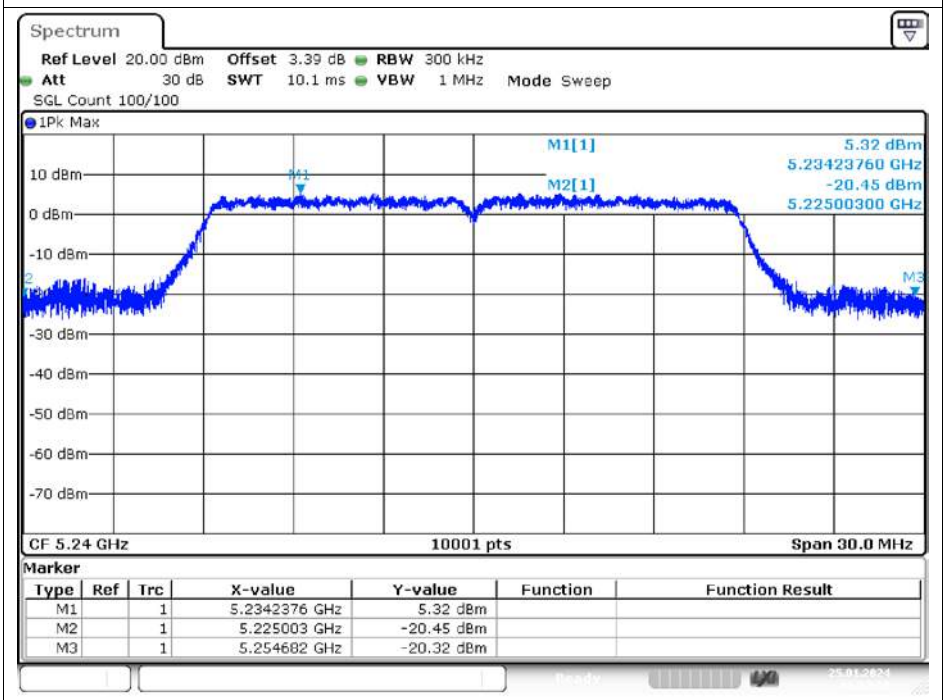

Date: 25.JAN.2024 08:37:25

Occupied Channel Bandwidth

Condition	Mode	Frequency (MHz)	Antenna	99% OBW (MHz)
NVNT	a	5180	Ant1	17.146
NVNT	a	5200	Ant1	17.188
NVNT	a	5240	Ant1	17.161
NVNT	n20	5180	Ant1	18.07
NVNT	n20	5200	Ant1	18.073
NVNT	n20	5240	Ant1	18.07

Test Graphs

OBW NVNT a 5180MHz Ant1

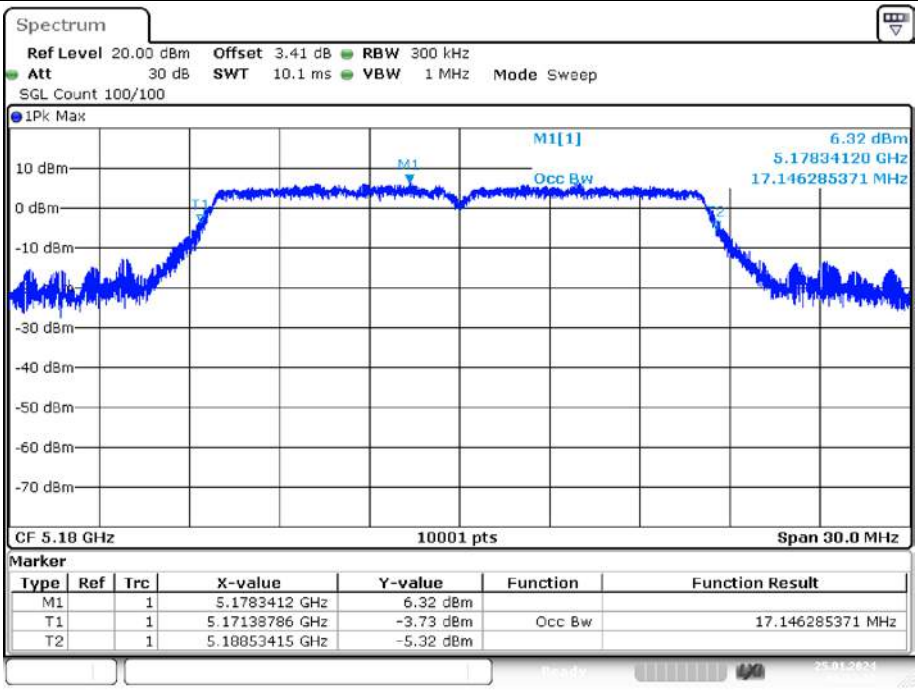

Date: 25.JAN.2024 08:21:22

OBW NVNT a 5200MHz Ant1

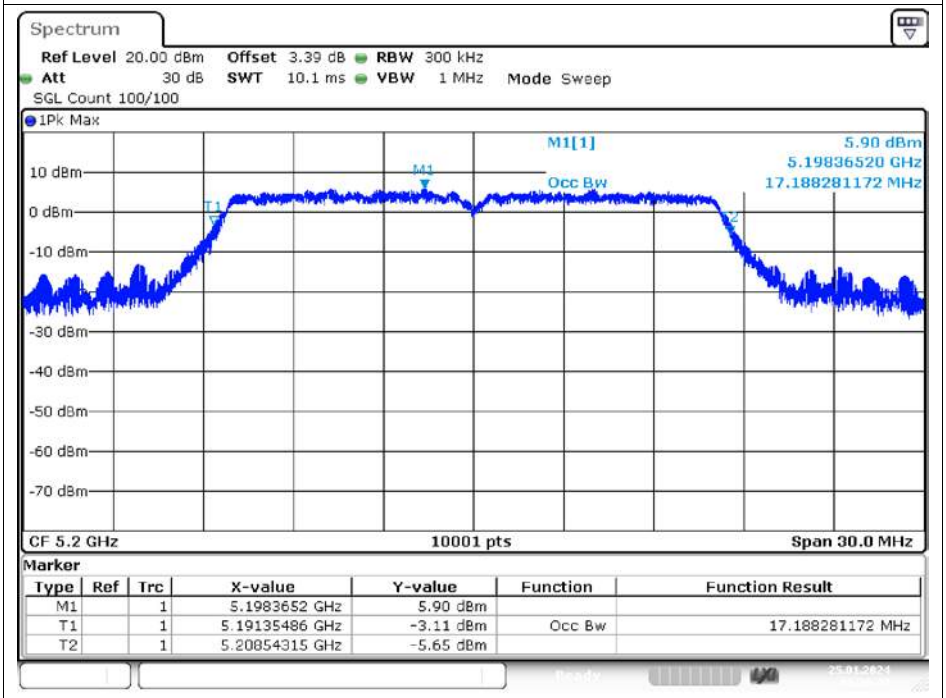

Date: 25.JAN.2024 08:26:43

OBW NVNT a 5240MHz Ant1

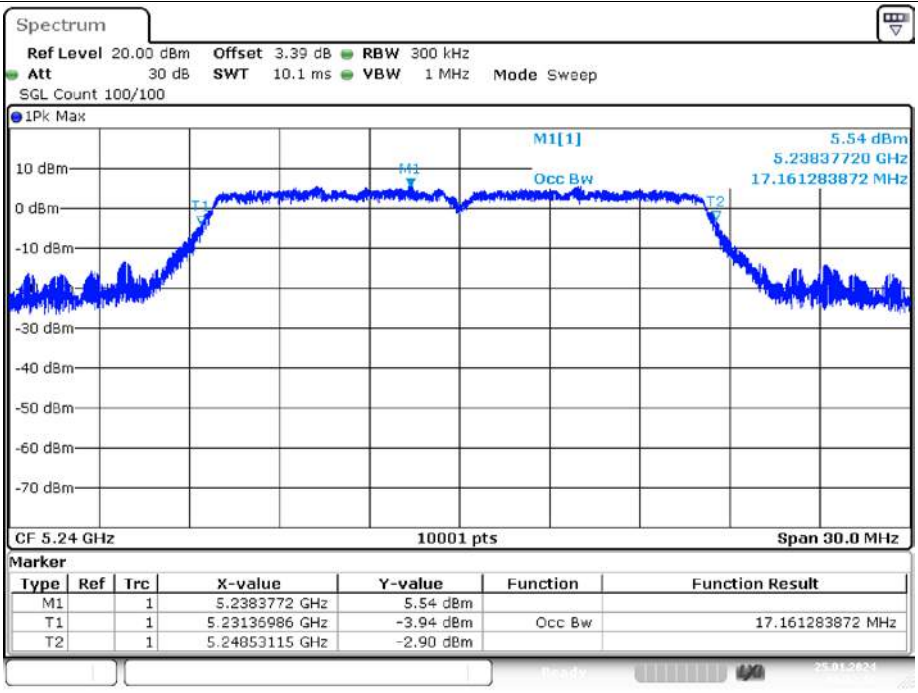

OBW NVNT n20 5180MHz Ant1

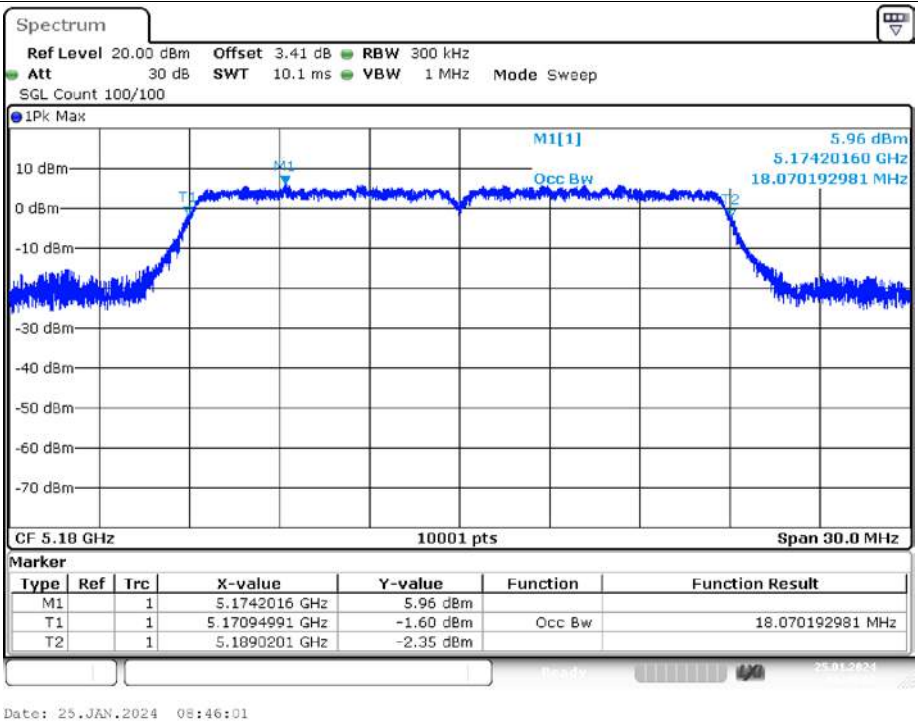

OBW NVNT n20 5200MHz Ant1

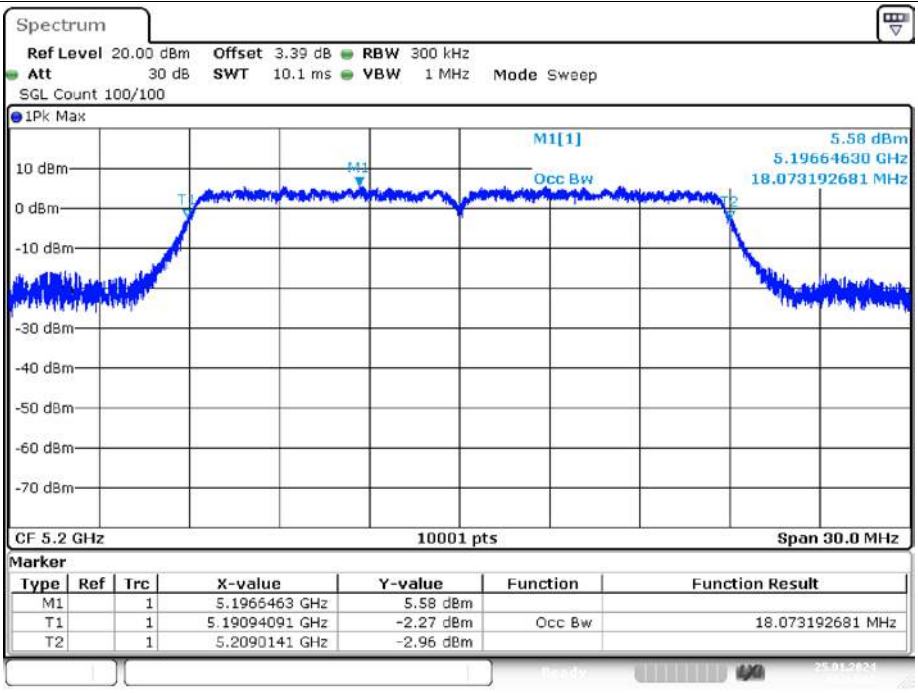

OBW NVNT n20 5240MHz Ant1

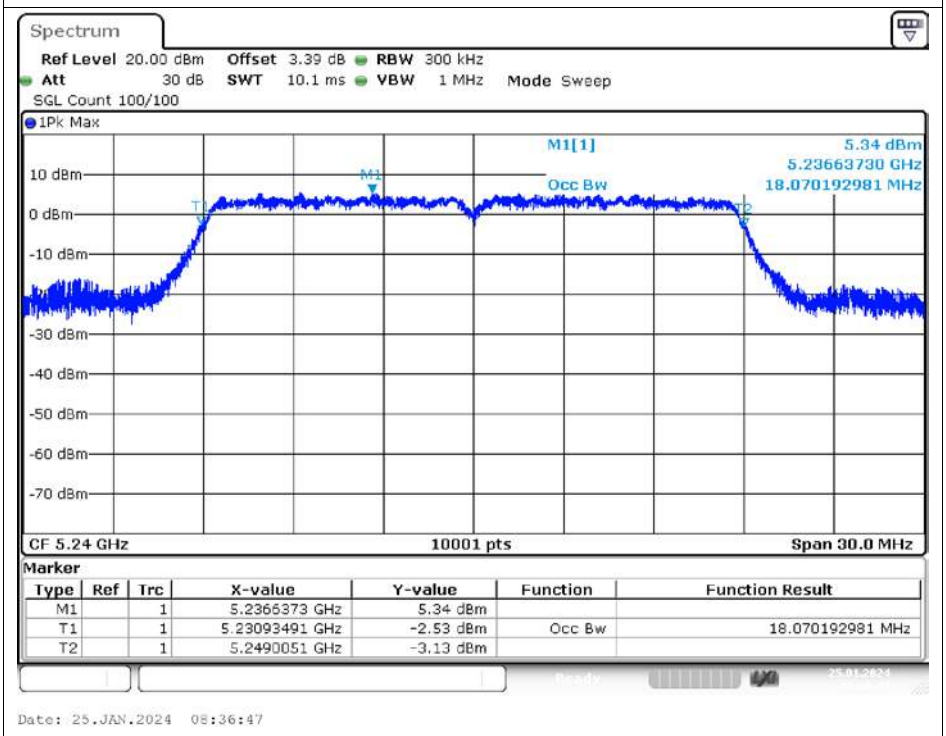

Maximum Power Spectral Density Level

Condition	Mode	Frequency (MHz)	Antenna	Conducted PSD (dBm)	Duty Factor (dB)	Total PSD (dBm)	Limit (dBm)	Verdict
NVNT	a	5180	Ant1	2.55	0.21	2.76	11	Pass
NVNT	a	5200	Ant1	2.31	0.21	2.52	11	Pass
NVNT	a	5240	Ant1	1.78	0.21	1.99	11	Pass
NVNT	n20	5180	Ant1	2.52	0	2.52	11	Pass
NVNT	n20	5200	Ant1	2.26	0	2.26	11	Pass
NVNT	n20	5240	Ant1	1.9	0	1.9	11	Pass

Test Graphs

PSD NVNT a 5180MHz Ant1

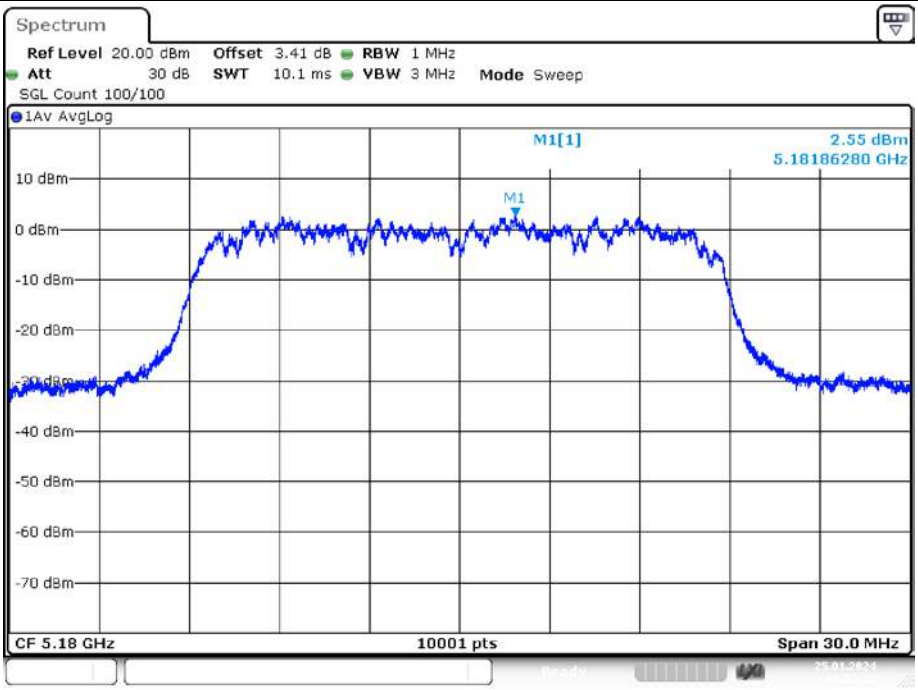

Date: 25.JAN.2024 08:22:13

PSD NVNT a 5200MHz Ant1

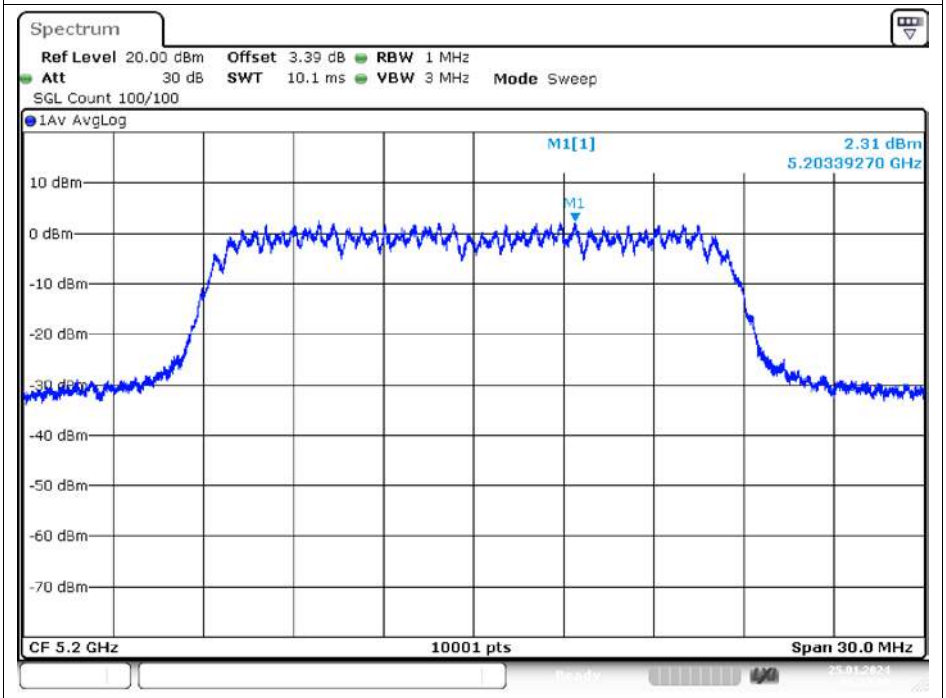

Date: 25.JAN.2024 08:27:36

PSD NVNT a 5240MHz Ant1

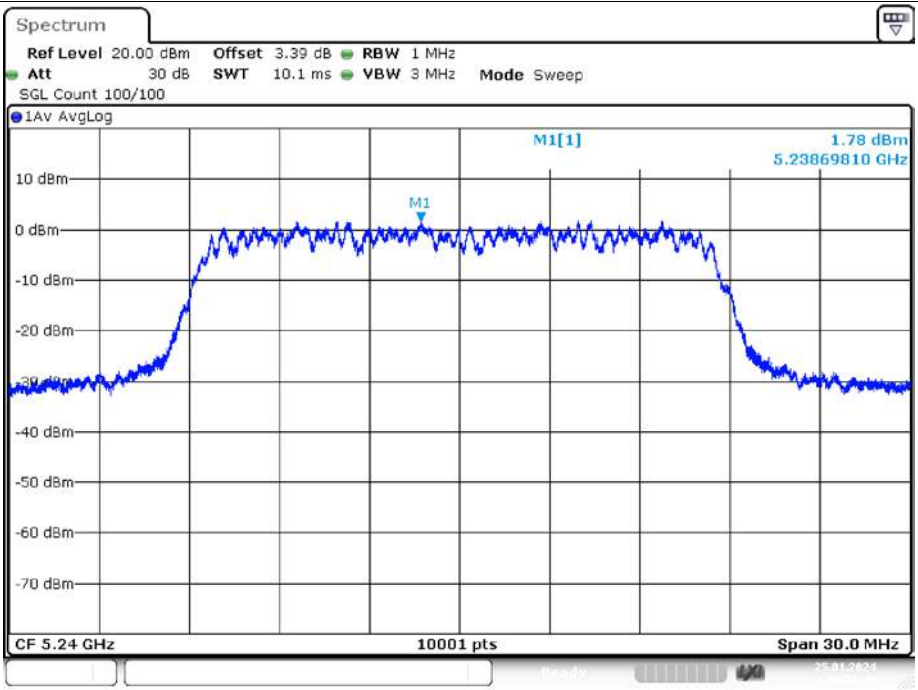

Date: 25.JAN.2024 08:32:49

PSD NVNT n20 5180MHz Ant1

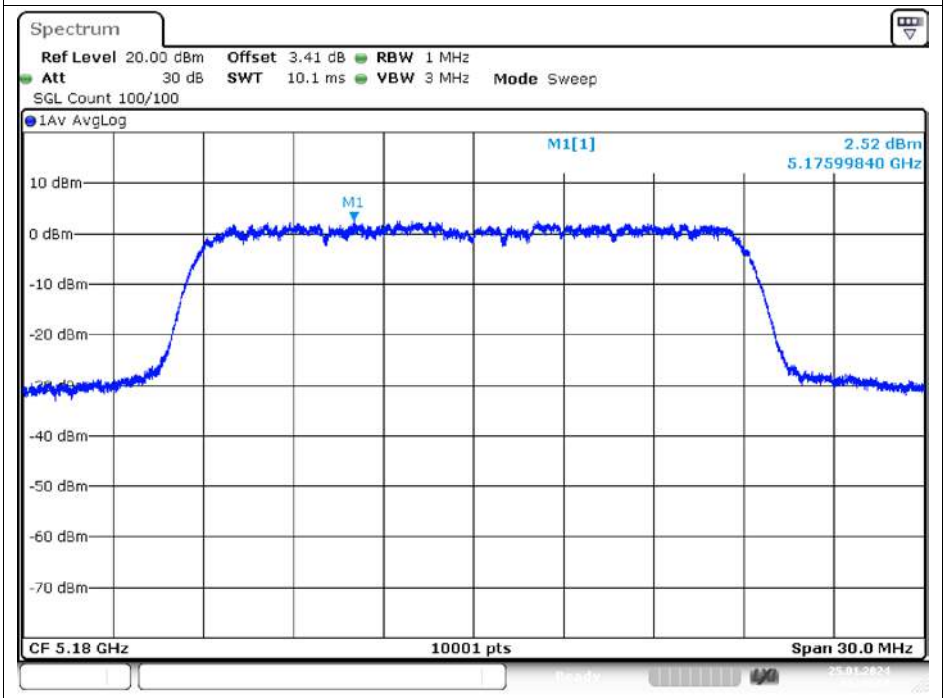

Date: 25.JAN.2024 08:46:58

PSD NVNT n20 5200MHz Ant1

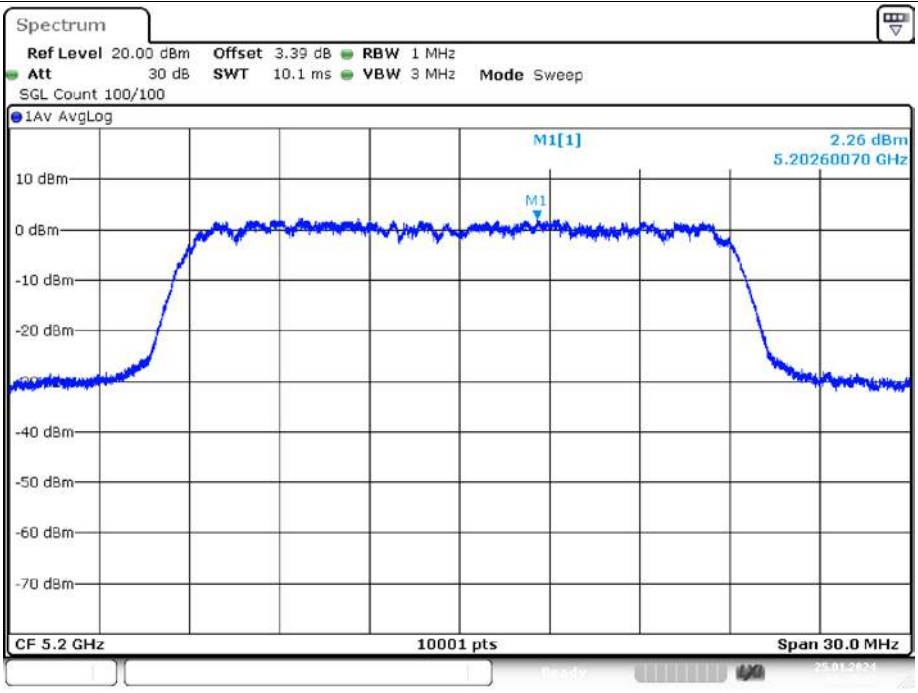

Date: 25.JAN.2024 08:42:02

PSD NVNT n20 5240MHz Ant1

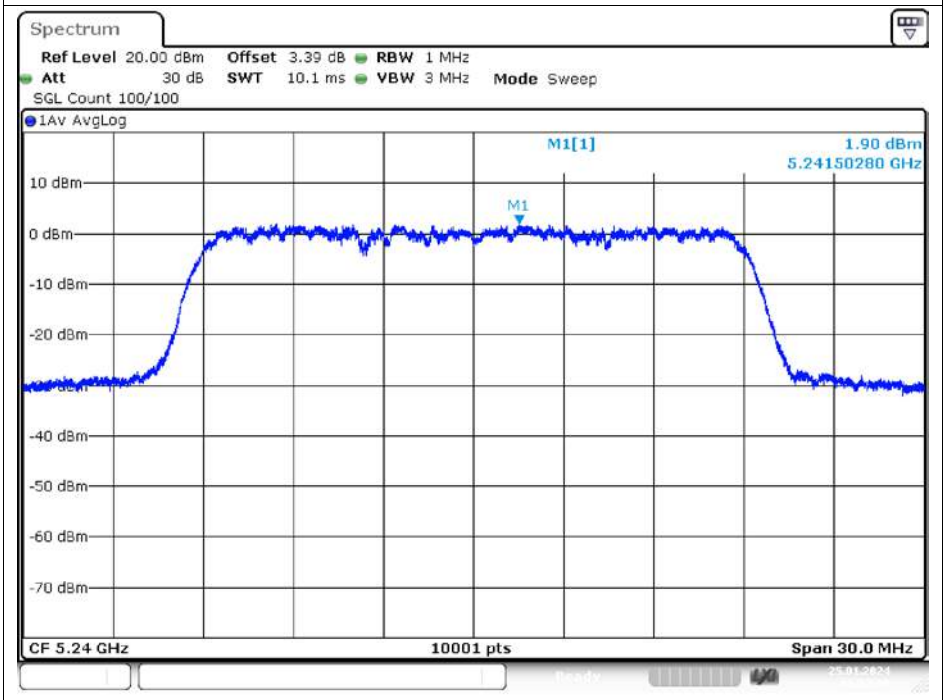

Date: 25.JAN.2024 08:37:36

Band Edge

Condition	Mode	Frequency (MHz)	Antenna	Max Value (dBc)	Limit (dBc)	Verdict
NVNT	a	5180	Ant1	-28.02	-27	Pass
NVNT	a	5240	Ant1	-41.93	-27	Pass
NVNT	n20	5180	Ant1	-29.39	-27	Pass
NVNT	n20	5240	Ant1	-41.88	-27	Pass

Test Graphs

Band Edge NVNT a 5180MHz Low Ant1

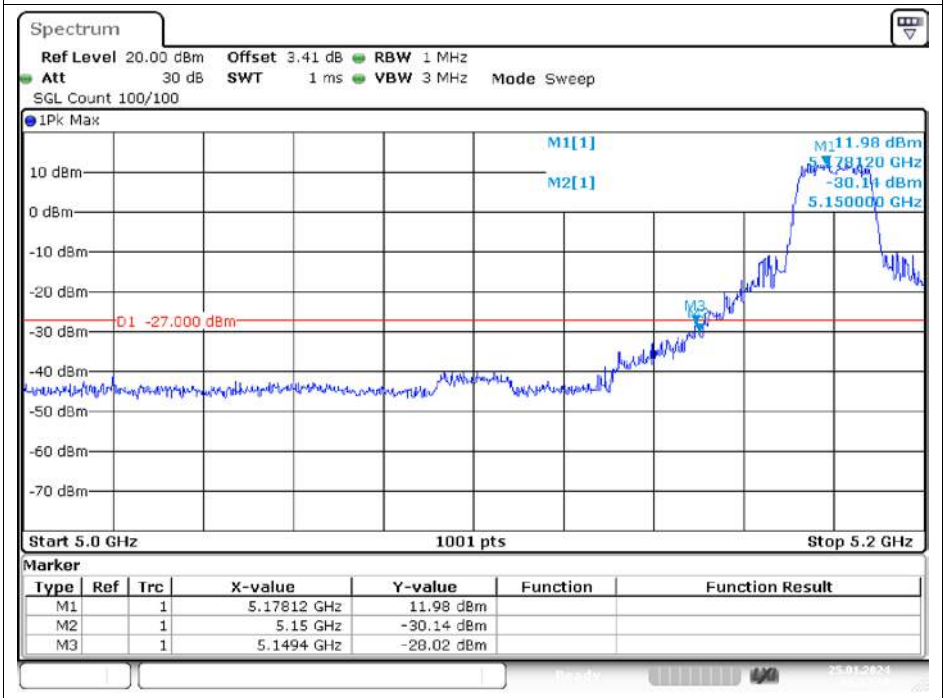

Date: 25.JAN.2024 08:22:59

Band Edge NVNT a 5240MHz High Ant1

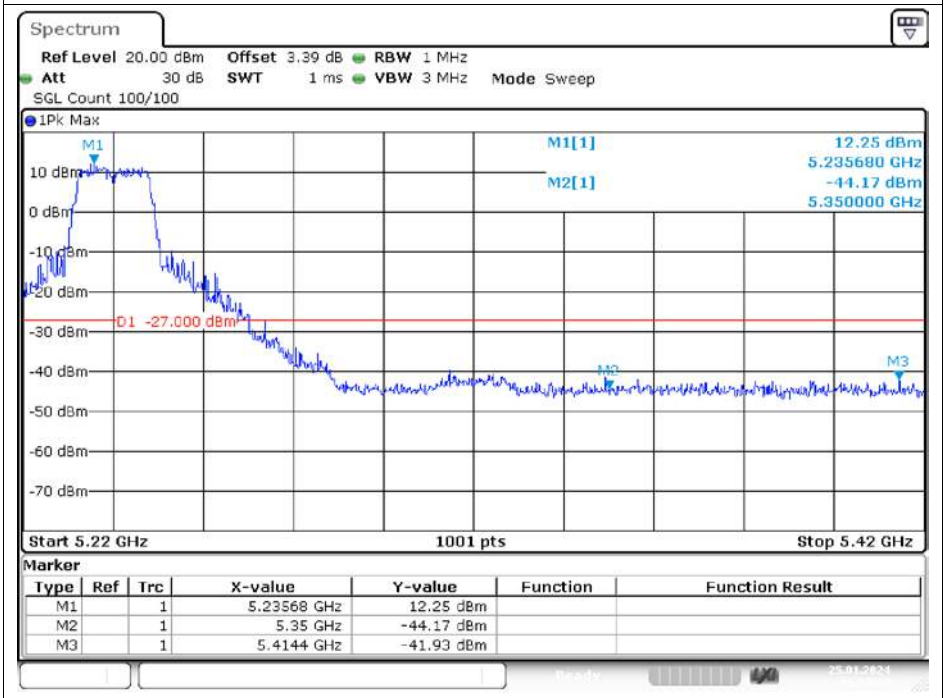

Date: 25.JAN.2024 08:33:08

Band Edge NVNT n20 5180MHz Low Ant1

Marker

Type	Ref	Trc	X-value	Y-value	Function	Function Result
M1		1	5.17732 GHz	11.57 dBm		
M2		1	5.15 GHz	-29.39 dBm		
M3		1	5.1498 GHz	-29.39 dBm		

Date: 25.JAN.2024 08:47:12

Band Edge NVNT n20 5240MHz High Ant1

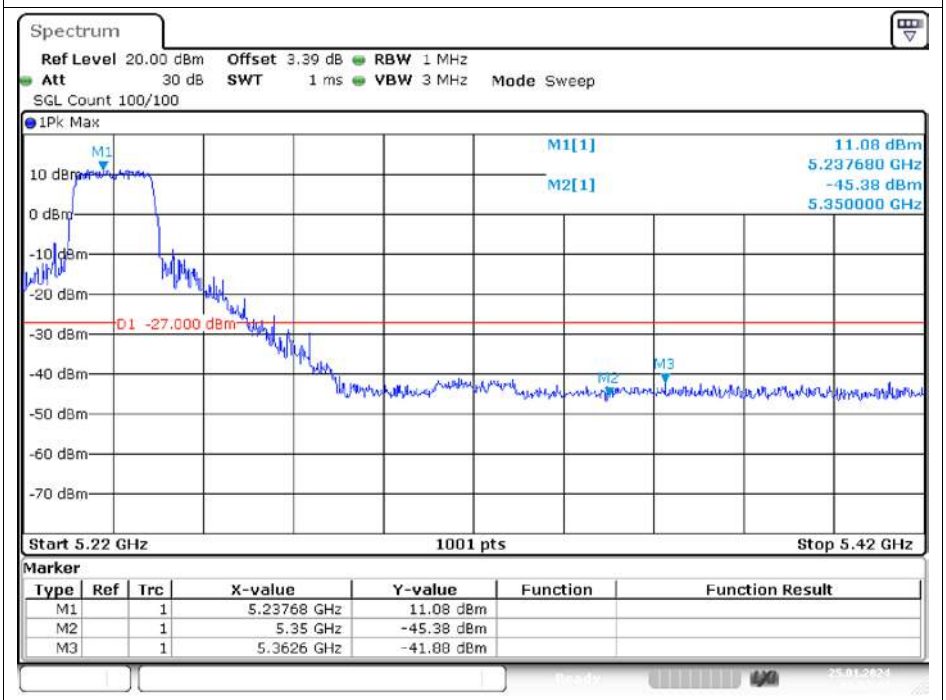

Marker

Type	Ref	Trc	X-value	Y-value	Function	Function Result
M1		1	5.23768 GHz	11.08 dBm		
M2		1	5.35 GHz	-45.38 dBm		
M3		1	5.3626 GHz	-41.88 dBm		

Date: 25.JAN.2024 08:37:47

Frequency Stability

Condition	Mode	Time (mins)	Frequency (MHz)	Antenna	Measured Frequency (MHz)	Frequency Error (Hz)	Deviation (ppm)	Limit (ppm)	Verdict
20C 102V	a	0	5180	Ant1	5179.98	-20000	-3.86	25	Pass
20C 120V	a	0	5180	Ant1	5180	0	0	25	Pass
20C 138V	a	0	5180	Ant1	5179.98	-20000	-3.86	25	Pass
-20C 120V	a	0	5180	Ant1	5180	0	0	25	Pass
-10C 120V	a	0	5180	Ant1	5180	0	0	25	Pass
0C 120V	a	0	5180	Ant1	5180	0	0	25	Pass
10C 120V	a	0	5180	Ant1	5180	0	0	25	Pass
30C 120V	a	0	5180	Ant1	5180	0	0	25	Pass
40C 120V	a	0	5180	Ant1	5180	0	0	25	Pass
50C 120V	a	0	5180	Ant1	5179.98	-20000	-3.86	25	Pass
20C 102V	a	0	5200	Ant1	5199.98	-20000	-3.85	25	Pass
20C 120V	a	0	5200	Ant1	5200	0	0	25	Pass
20C 138V	a	0	5200	Ant1	5200	0	0	25	Pass
-20C 120V	a	0	5200	Ant1	5200	0	0	25	Pass
-10C 120V	a	0	5200	Ant1	5200	0	0	25	Pass
0C 120V	a	0	5200	Ant1	5200	0	0	25	Pass
10C 120V	a	0	5200	Ant1	5200	0	0	25	Pass
30C 120V	a	0	5200	Ant1	5200	0	0	25	Pass
40C 120V	a	0	5200	Ant1	5200	0	0	25	Pass
50C 120V	a	0	5200	Ant1	5200	0	0	25	Pass
20C 102V	a	0	5240	Ant1	5240	0	0	25	Pass
20C 120V	a	0	5240	Ant1	5240	0	0	25	Pass
20C 138V	a	0	5240	Ant1	5240	0	0	25	Pass
-20C 120V	a	0	5240	Ant1	5240	0	0	25	Pass
-10C 120V	a	0	5240	Ant1	5240	0	0	25	Pass
0C 120V	a	0	5240	Ant1	5240	0	0	25	Pass
10C 120V	a	0	5240	Ant1	5240	0	0	25	Pass
30C 120V	a	0	5240	Ant1	5240	0	0	25	Pass
40C 120V	a	0	5240	Ant1	5240	0	0	25	Pass
50C 120V	a	0	5240	Ant1	5240	0	0	25	Pass
20C 102V	n20	0	5180	Ant1	5179.98	-20000	-3.86	25	Pass
20C 120V	n20	0	5180	Ant1	5179.98	-20000	-3.86	25	Pass

20C 138V	n20	0	5180	Ant1	5180	0	0	25	Pass
-20C 120V	n20	0	5180	Ant1	5180	0	0	25	Pass
-10C 120V	n20	0	5180	Ant1	5180	0	0	25	Pass
0C 120V	n20	0	5180	Ant1	5179.98	-20000	-3.86	25	Pass
10C 120V	n20	0	5180	Ant1	5179.98	-20000	-3.86	25	Pass
30C 120V	n20	0	5180	Ant1	5179.98	-20000	-3.86	25	Pass
40C 120V	n20	0	5180	Ant1	5180	0	0	25	Pass
50C 120V	n20	0	5180	Ant1	5179.98	-20000	-3.86	25	Pass
20C 102V	n20	0	5200	Ant1	5199.98	-20000	-3.85	25	Pass
20C 120V	n20	0	5200	Ant1	5200	0	0	25	Pass
20C 138V	n20	0	5200	Ant1	5199.98	-20000	-3.85	25	Pass
-20C 120V	n20	0	5200	Ant1	5199.98	-20000	-3.85	25	Pass
-10C 120V	n20	0	5200	Ant1	5199.98	-20000	-3.85	25	Pass
0C 120V	n20	0	5200	Ant1	5199.98	-20000	-3.85	25	Pass
10C 120V	n20	0	5200	Ant1	5200	0	0	25	Pass
30C 120V	n20	0	5200	Ant1	5199.98	-20000	-3.85	25	Pass
40C 120V	n20	0	5200	Ant1	5200	0	0	25	Pass
50C 120V	n20	0	5200	Ant1	5200	0	0	25	Pass
20C 102V	n20	0	5240	Ant1	5240	0	0	25	Pass
20C 120V	n20	0	5240	Ant1	5240	0	0	25	Pass
20C 138V	n20	0	5240	Ant1	5240	0	0	25	Pass
-20C 120V	n20	0	5240	Ant1	5240	0	0	25	Pass
-10C 120V	n20	0	5240	Ant1	5239.98	-20000	-3.82	25	Pass
0C 120V	n20	0	5240	Ant1	5240	0	0	25	Pass
10C 120V	n20	0	5240	Ant1	5240	0	0	25	Pass
30C 120V	n20	0	5240	Ant1	5240	0	0	25	Pass
40C 120V	n20	0	5240	Ant1	5240	0	0	25	Pass
50C 120V	n20	0	5240	Ant1	5239.98	-20000	-3.82	25	Pass

Test Graphs

Freq. Stability 20C 102V a 5180MHz Ant1 0 Minutes

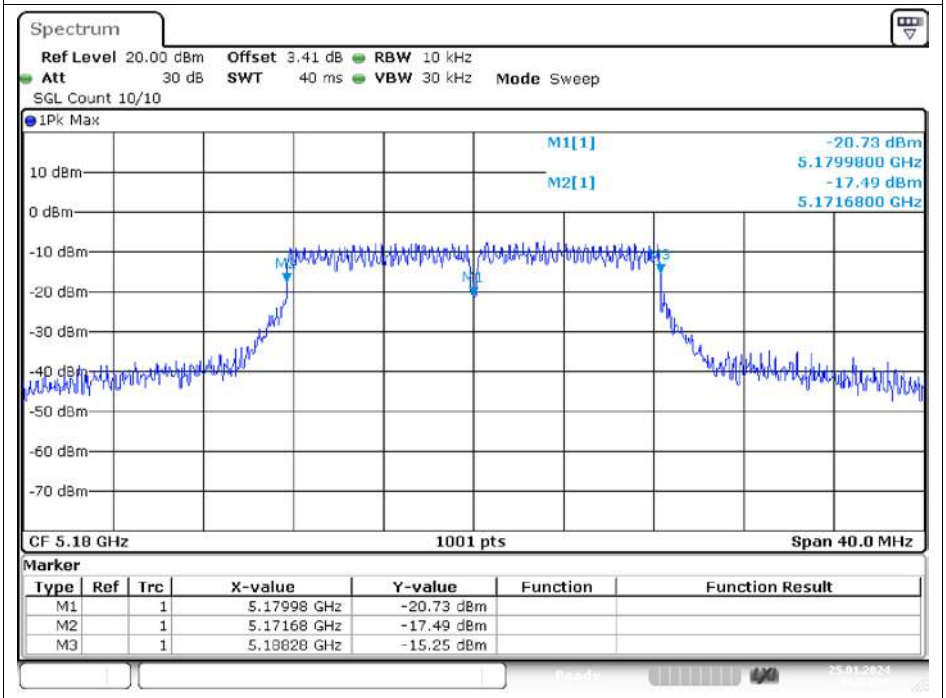

Date: 25.JAN.2024 08:24:39

Freq. Stability 20C 120V a 5180MHz Ant1 0 Minutes

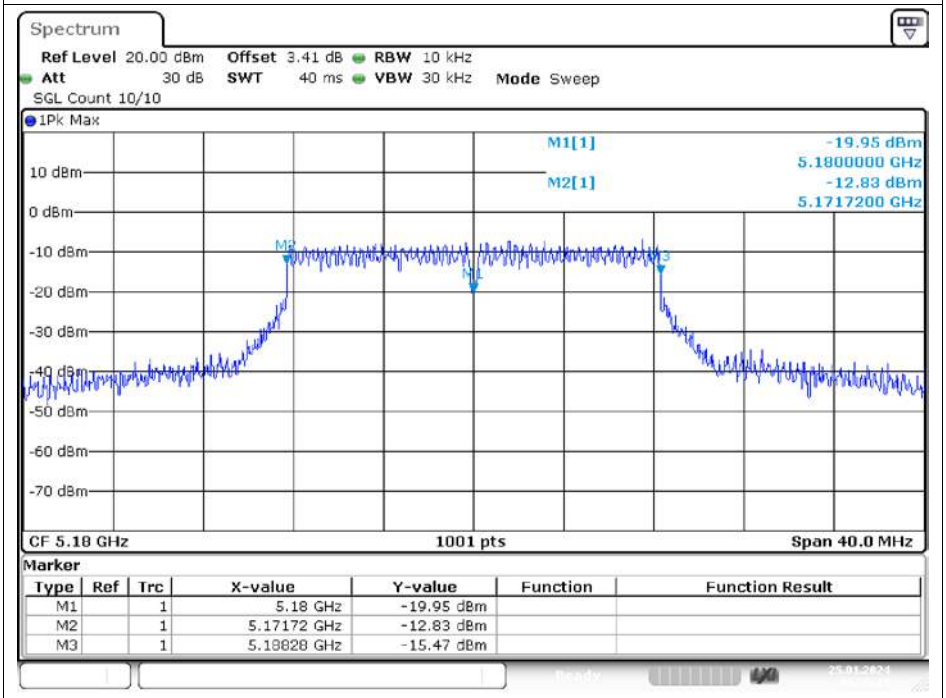

Date: 25.JAN.2024 08:25:15

Freq. Stability 20C 138V a 5180MHz Ant1 0 Minutes

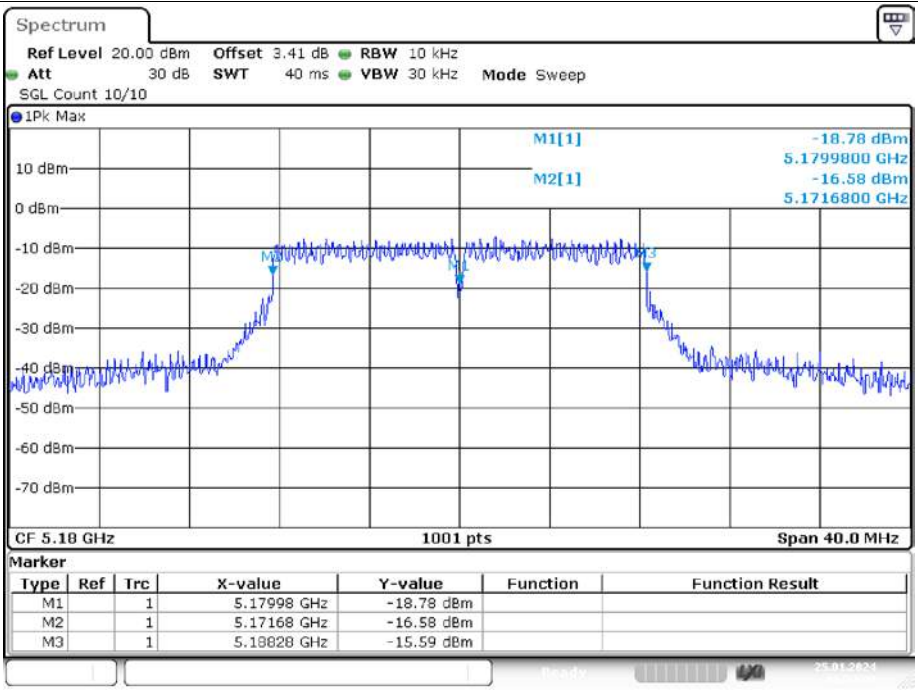

Freq. Stability -20C 120V a 5180MHz Ant1 0 Minutes

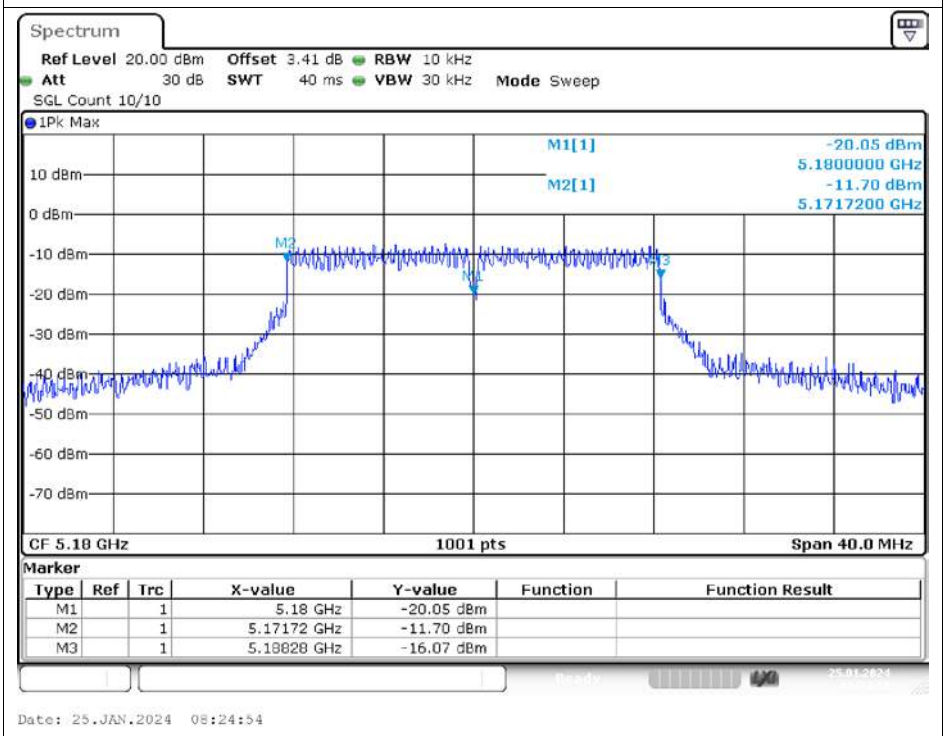

Freq. Stability -10C 120V a 5180MHz Ant1 0 Minutes

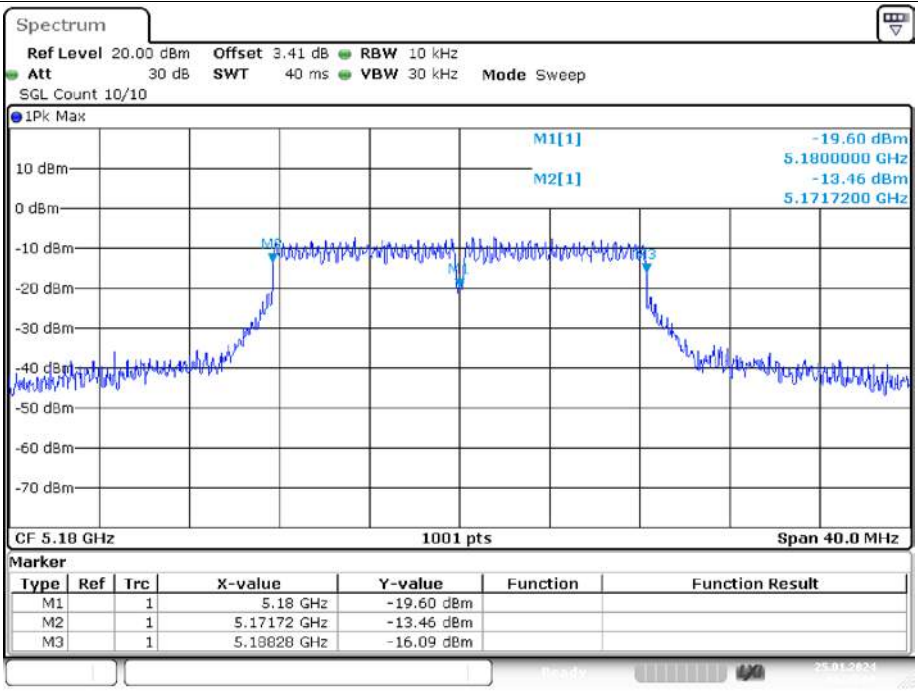

Date: 25.JAN.2024 08:25:00

Freq. Stability 0C 120V a 5180MHz Ant1 0 Minutes

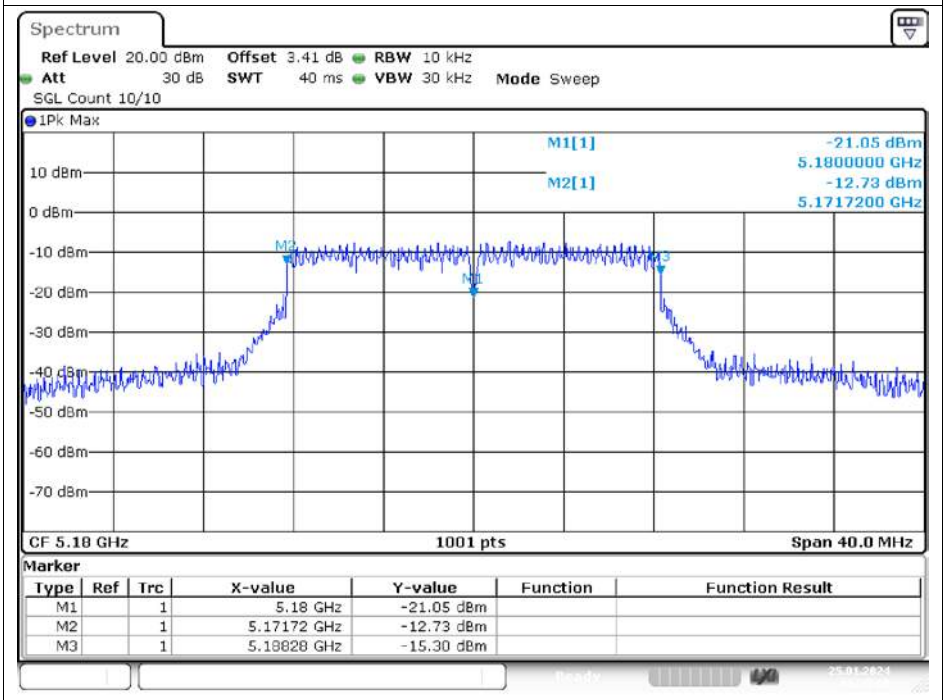

Date: 25.JAN.2024 08:25:05

Freq. Stability 10C 120V a 5180MHz Ant1 0 Minutes

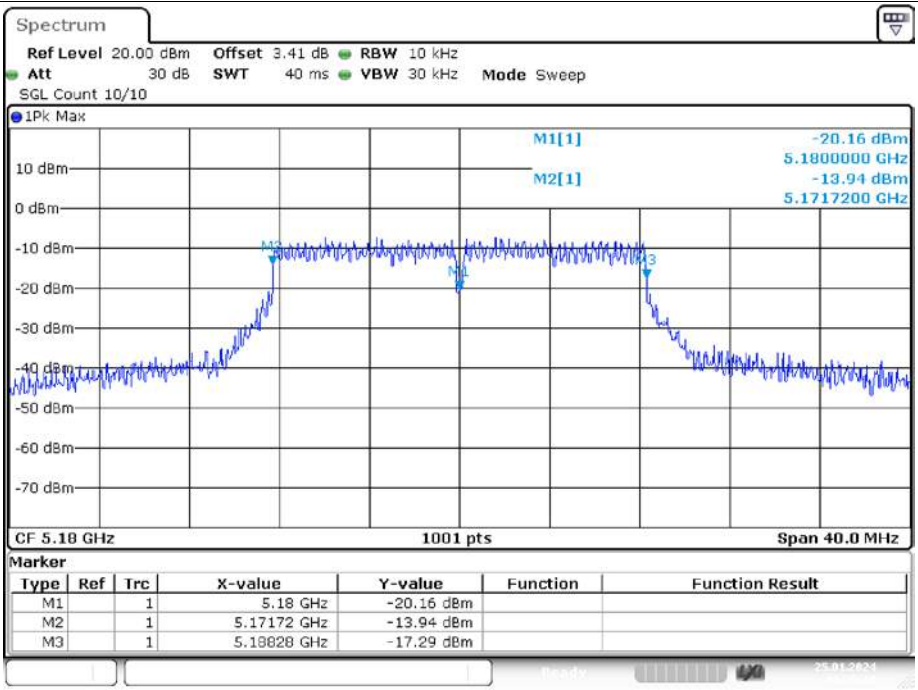

Date: 25.JAN.2024 08:25:10

Freq. Stability 30C 120V a 5180MHz Ant1 0 Minutes

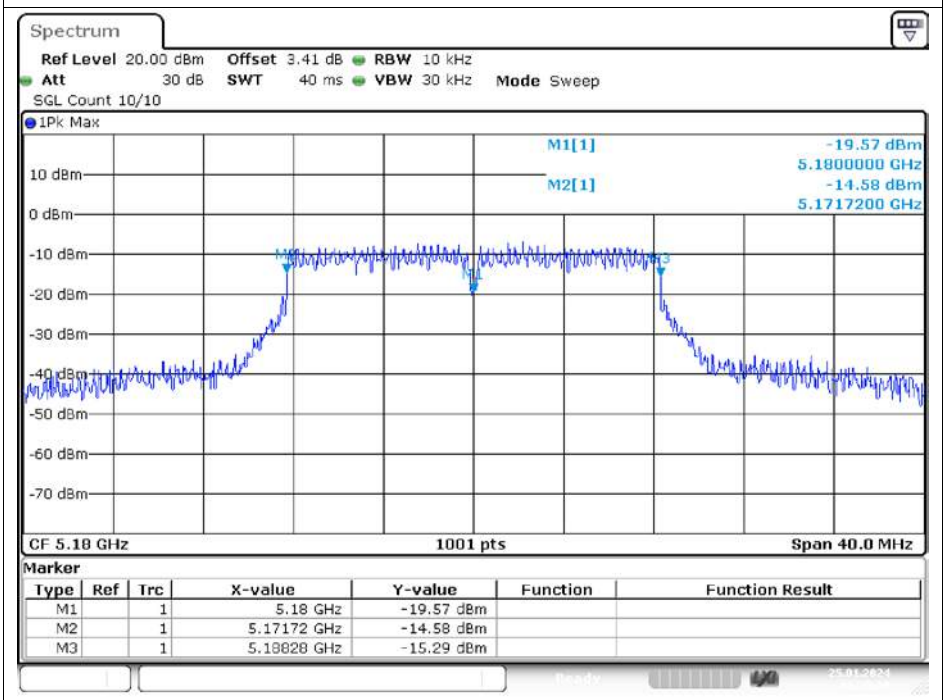

Date: 25.JAN.2024 08:25:20

Freq. Stability 40C 120V a 5180MHz Ant1 0 Minutes

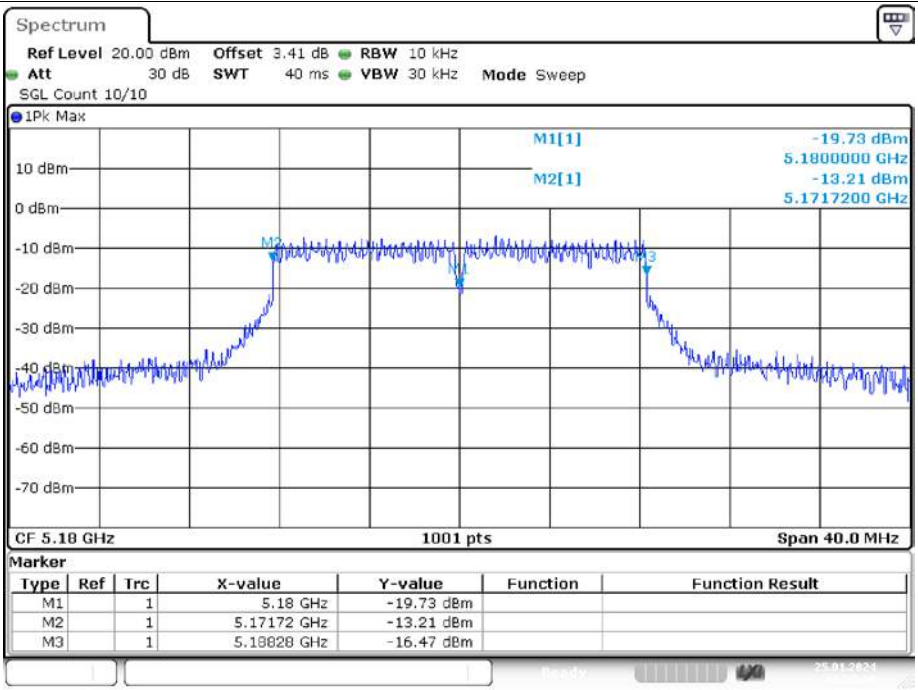

Date: 25.JAN.2024 08:25:25

Freq. Stability 50C 120V a 5180MHz Ant1 0 Minutes

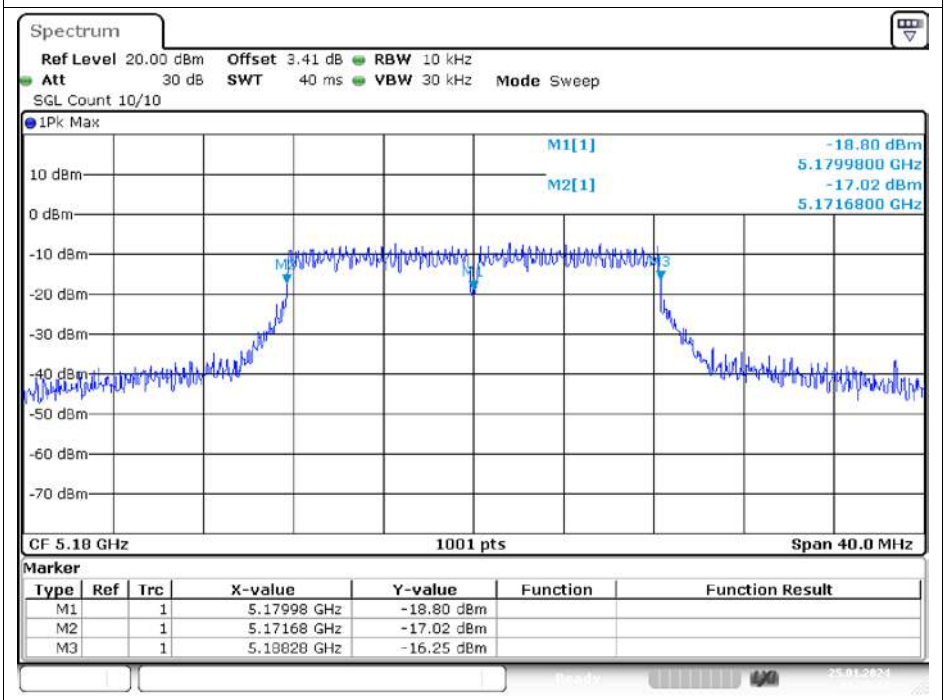

Date: 25.JAN.2024 08:25:31

Freq. Stability 20C 102V a 5200MHz Ant1 0 Minutes

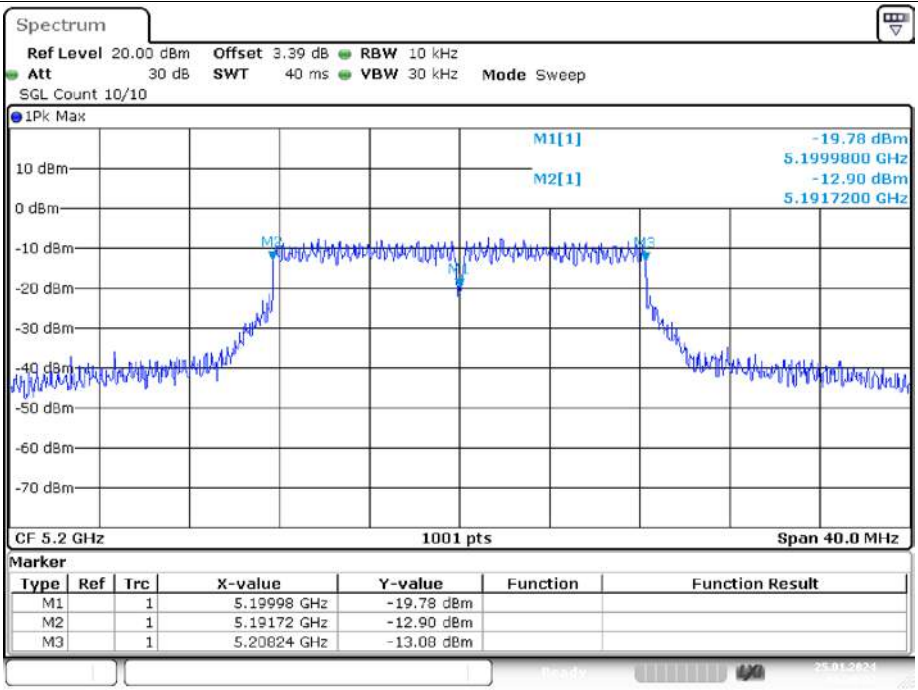

Freq. Stability 20C 120V a 5200MHz Ant1 0 Minutes

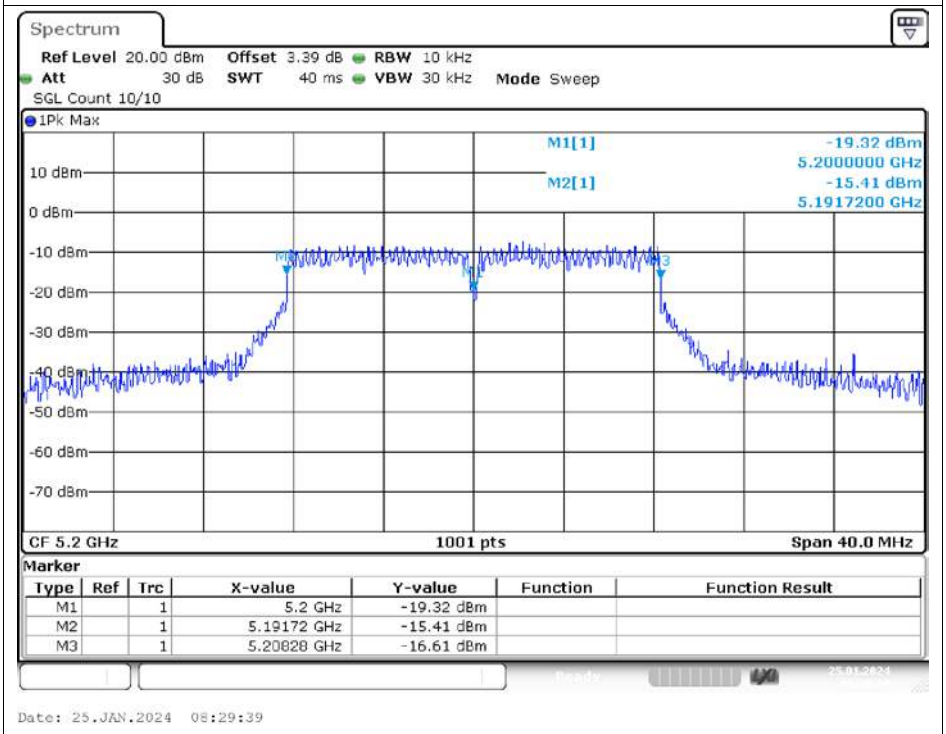

Freq. Stability 20C 138V a 5200MHz Ant1 0 Minutes

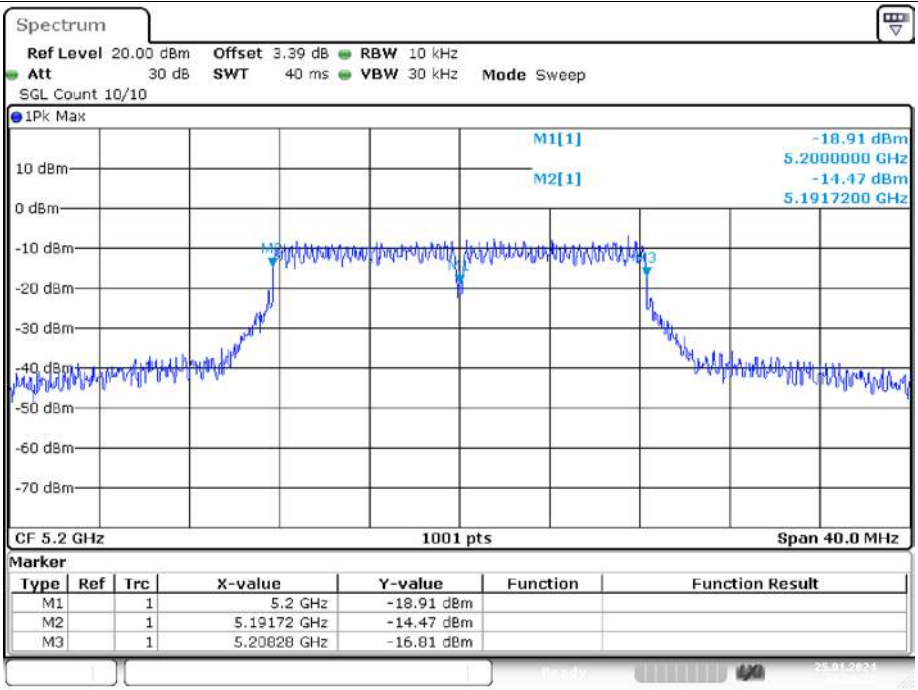

Freq. Stability -20C 120V a 5200MHz Ant1 0 Minutes

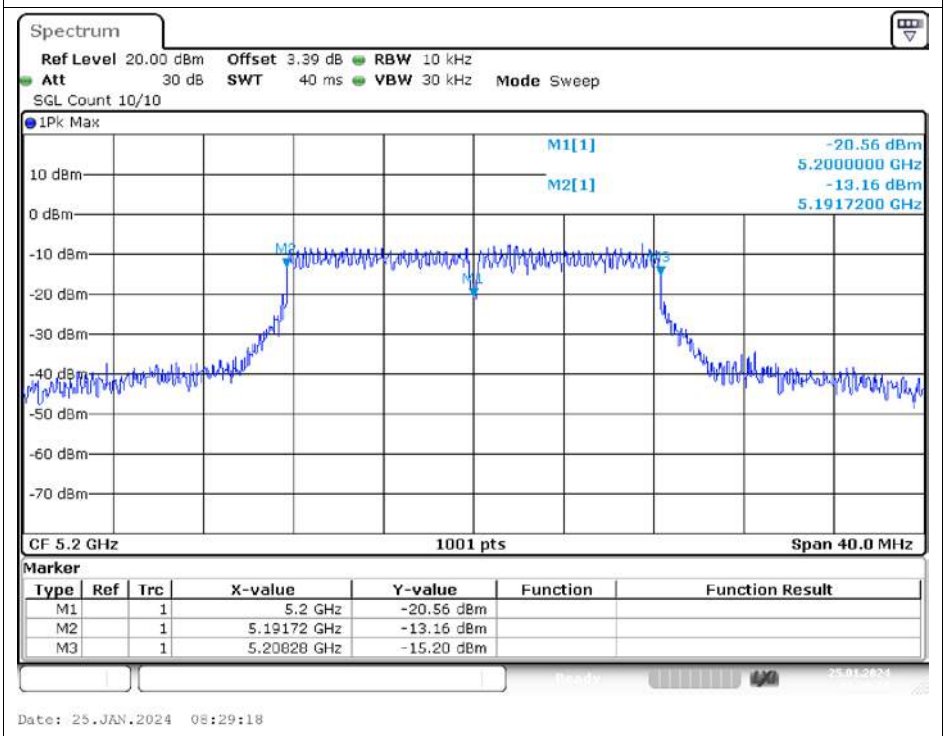

Freq. Stability -10C 120V a 5200MHz Ant1 0 Minutes

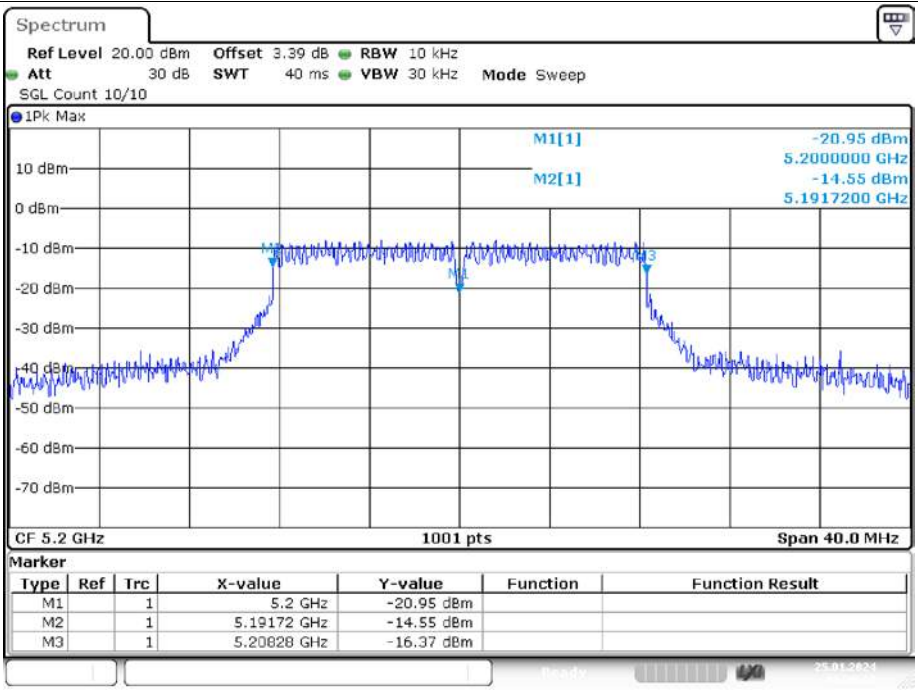

Freq. Stability 0C 120V a 5200MHz Ant1 0 Minutes

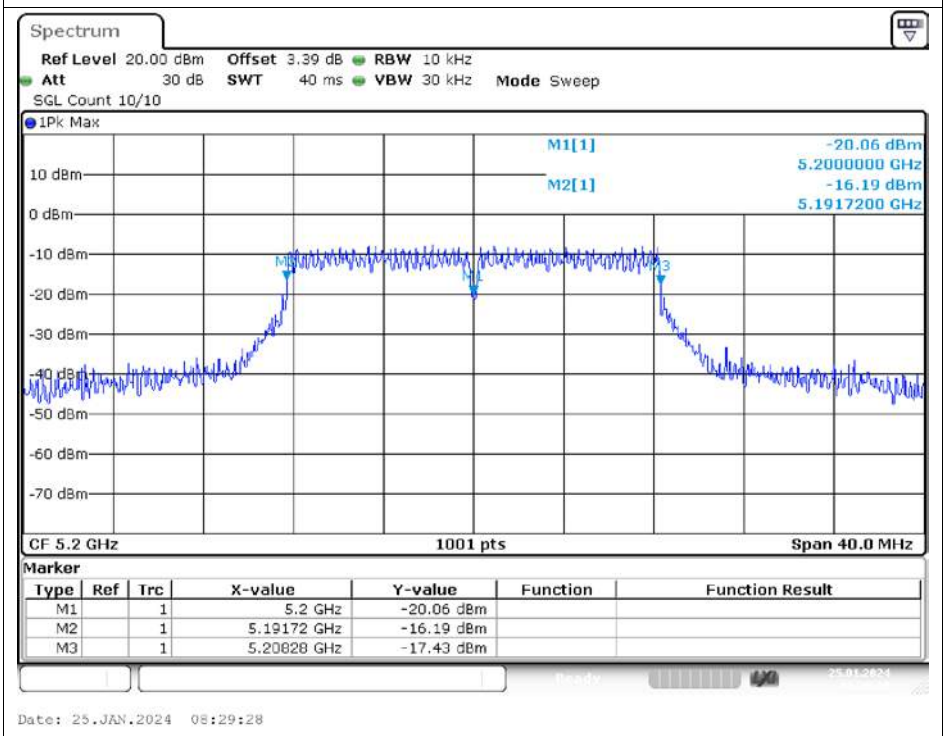

Freq. Stability 10C 120V a 5200MHz Ant1 0 Minutes

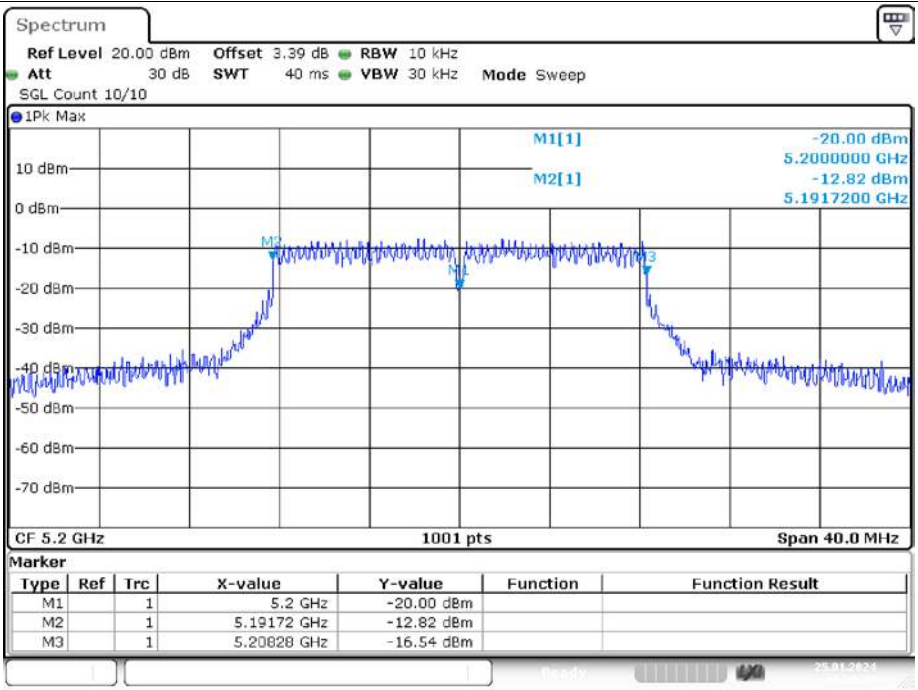

Date: 25.JAN.2024 08:29:33

Freq. Stability 30C 120V a 5200MHz Ant1 0 Minutes

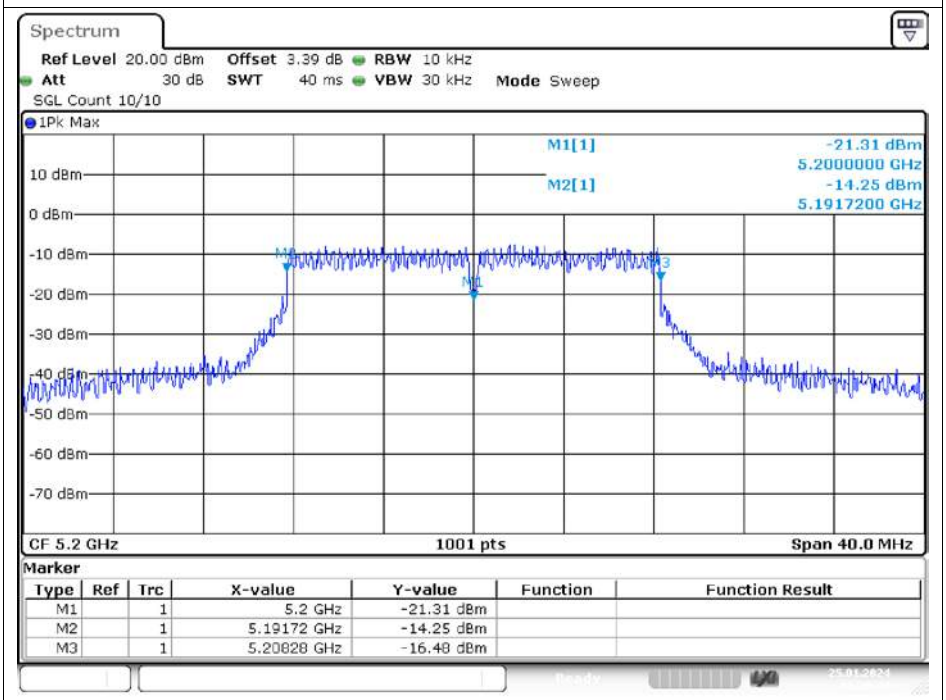

Date: 25.JAN.2024 08:29:44

Freq. Stability 40C 120V a 5200MHz Ant1 0 Minutes

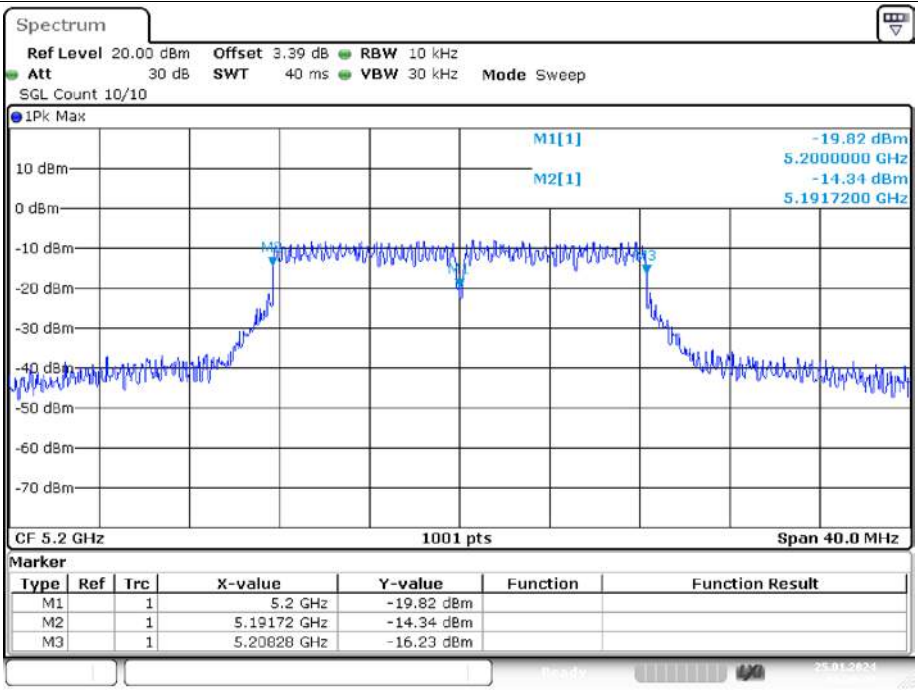

Date: 25.JAN.2024 08:29:49

Freq. Stability 50C 120V a 5200MHz Ant1 0 Minutes

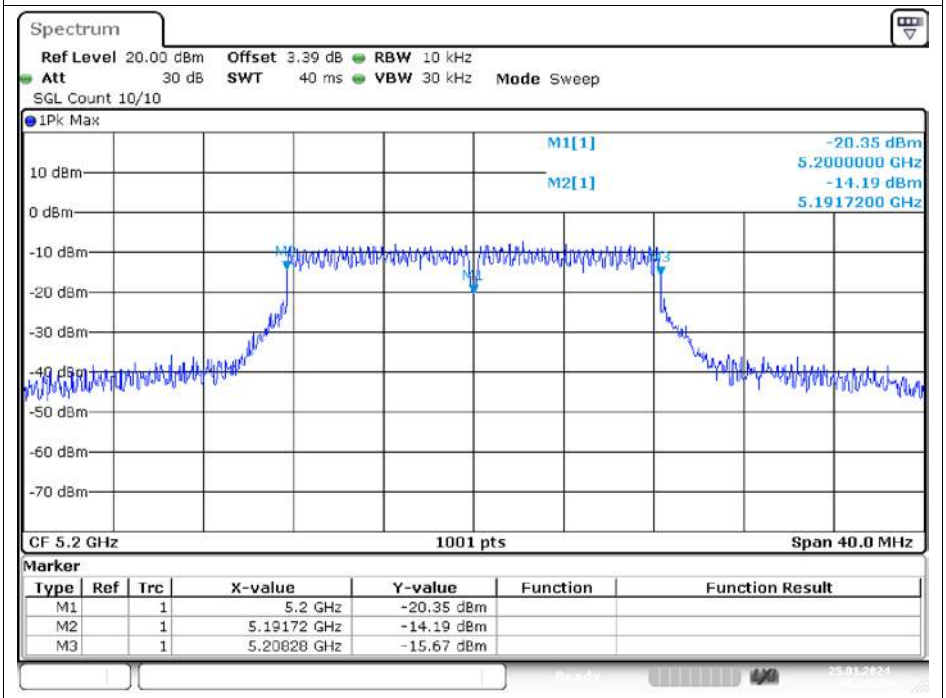

Date: 25.JAN.2024 08:29:54

Freq. Stability 20C 102V a 5240MHz Ant1 0 Minutes

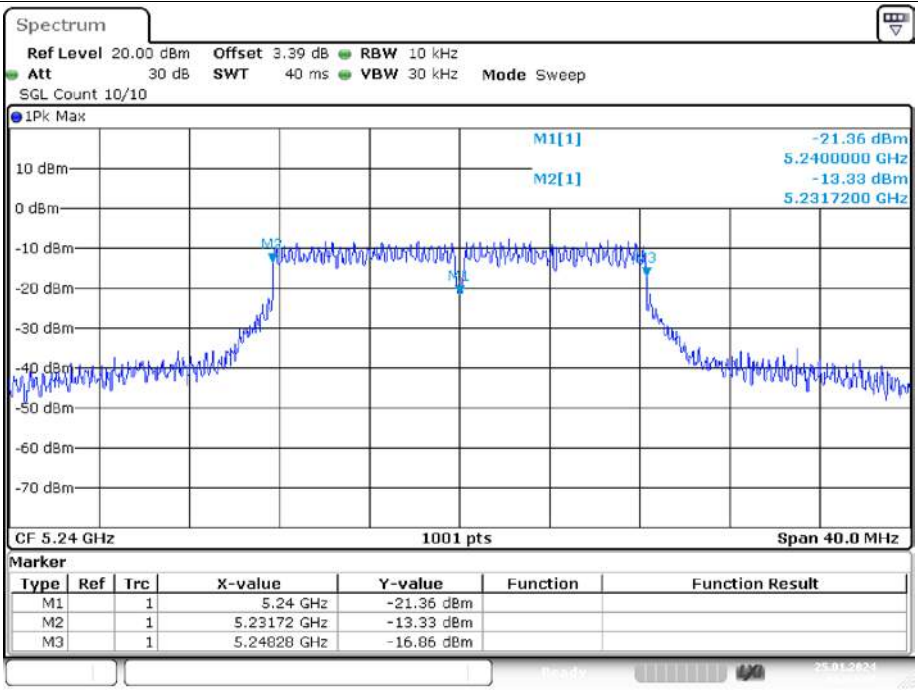

Date: 25.JAN.2024 08:34:45

Freq. Stability 20C 120V a 5240MHz Ant1 0 Minutes

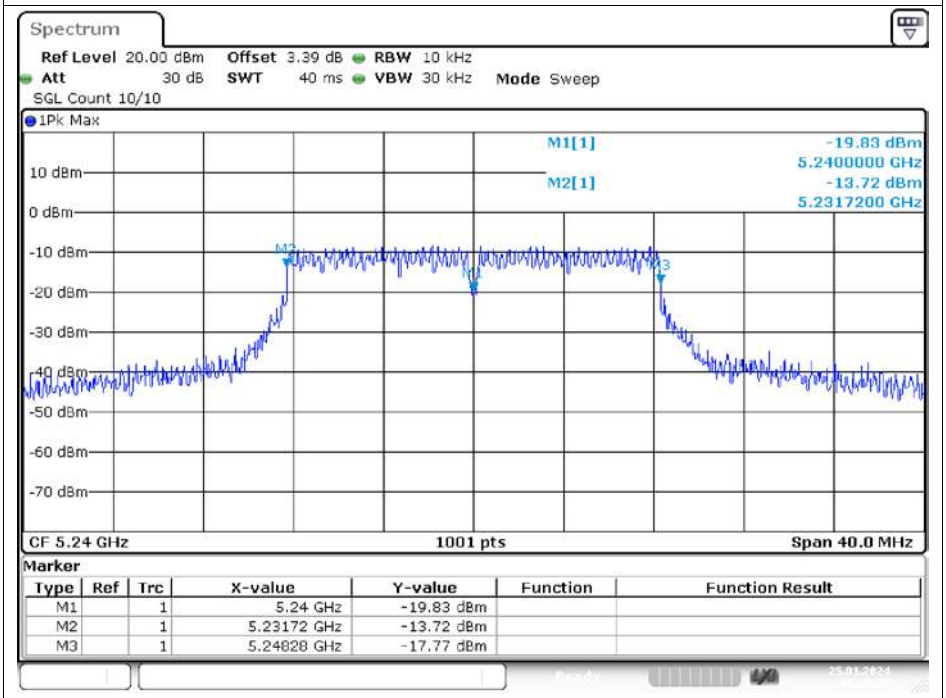

Date: 25.JAN.2024 08:35:21

Freq. Stability 20C 138V a 5240MHz Ant1 0 Minutes

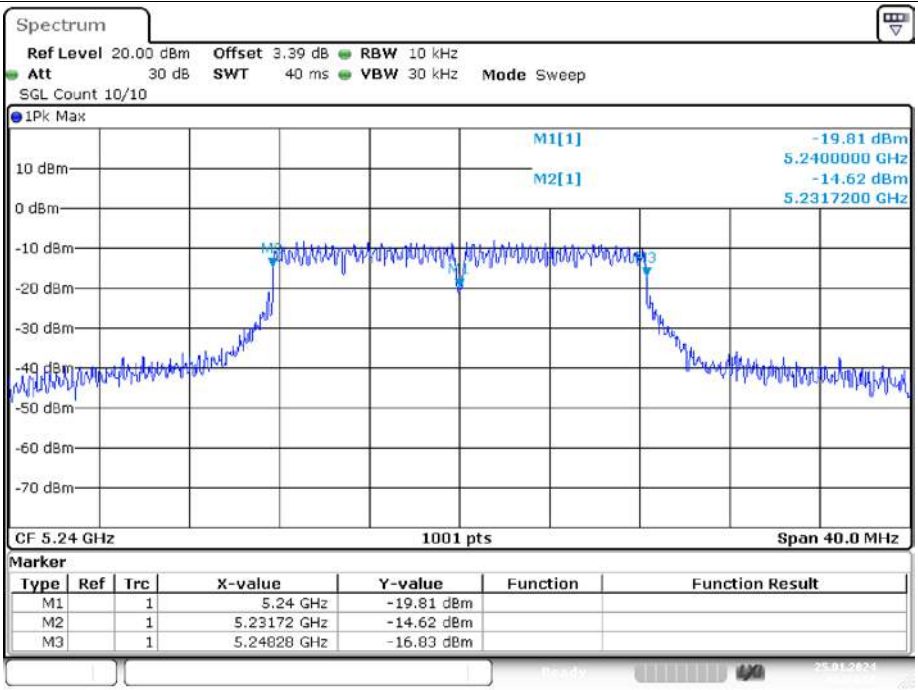

Freq. Stability -20C 120V a 5240MHz Ant1 0 Minutes

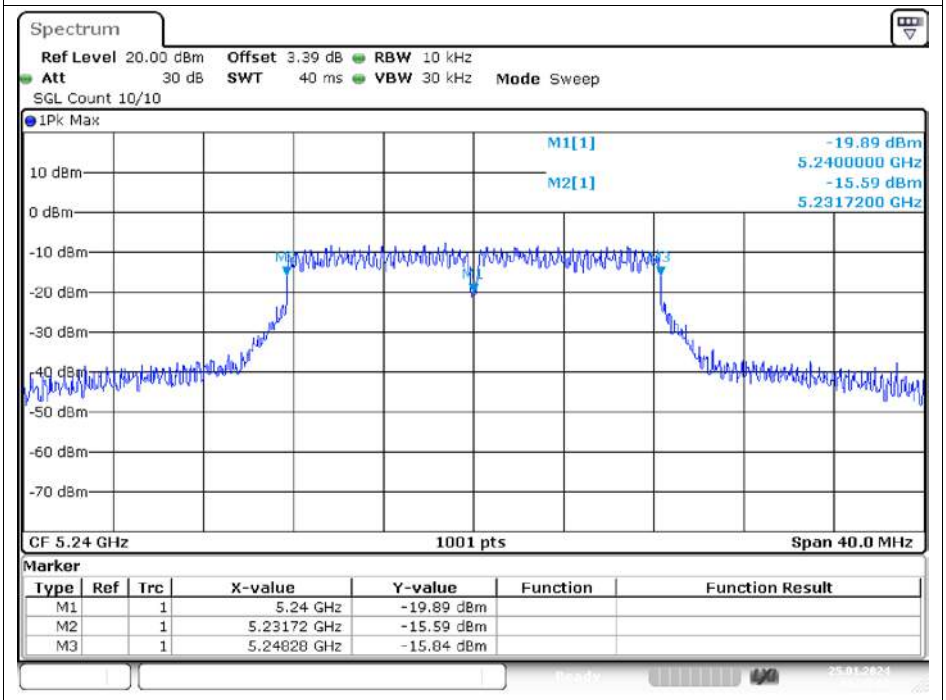

Freq. Stability -10C 120V a 5240MHz Ant1 0 Minutes

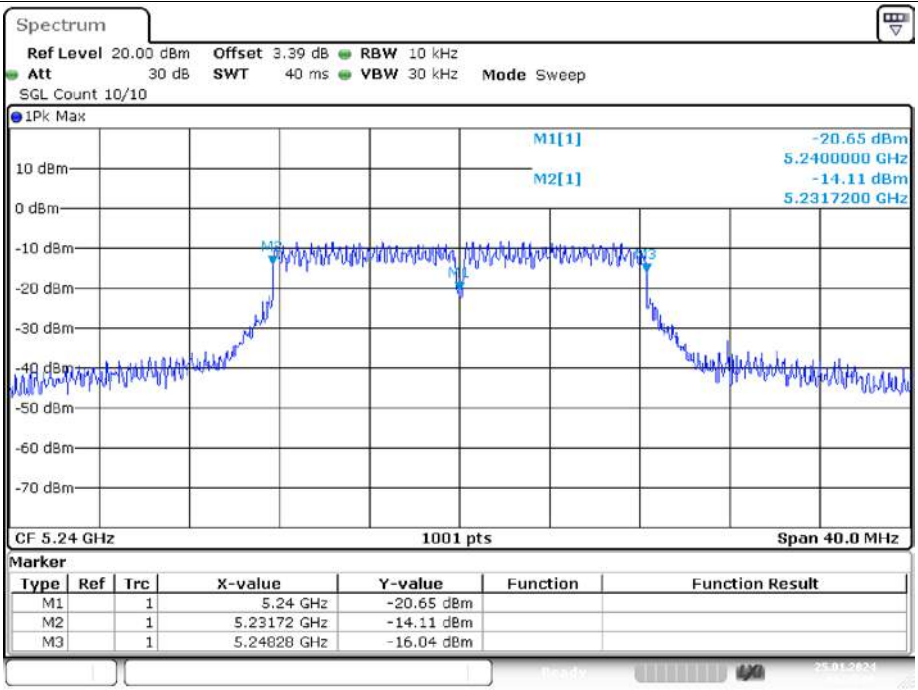

Freq. Stability 0C 120V a 5240MHz Ant1 0 Minutes

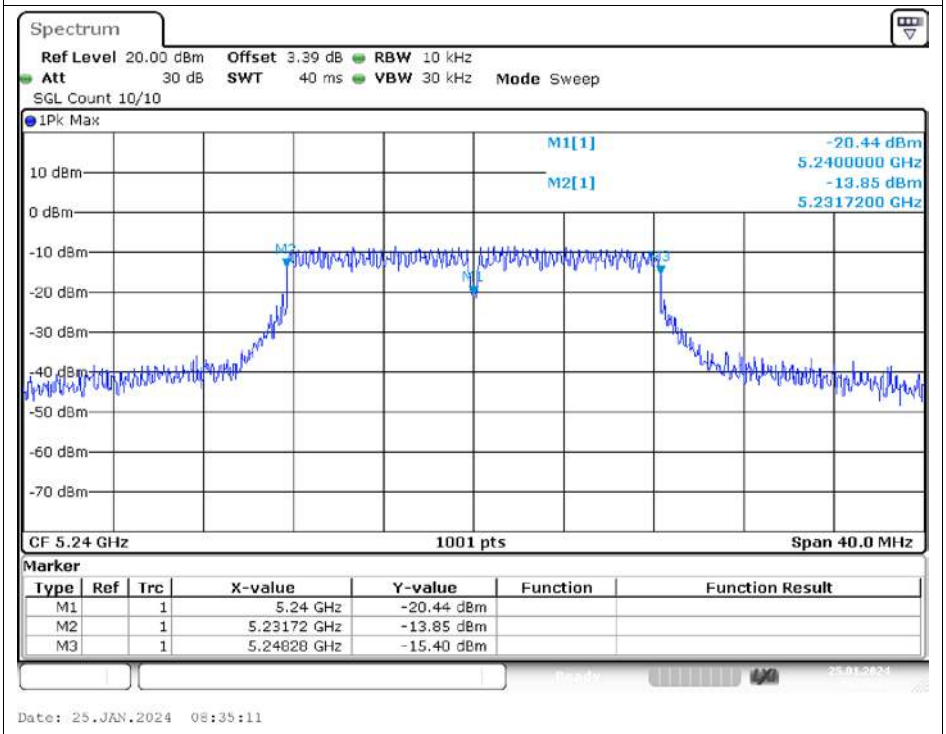

Freq. Stability 10C 120V a 5240MHz Ant1 0 Minutes

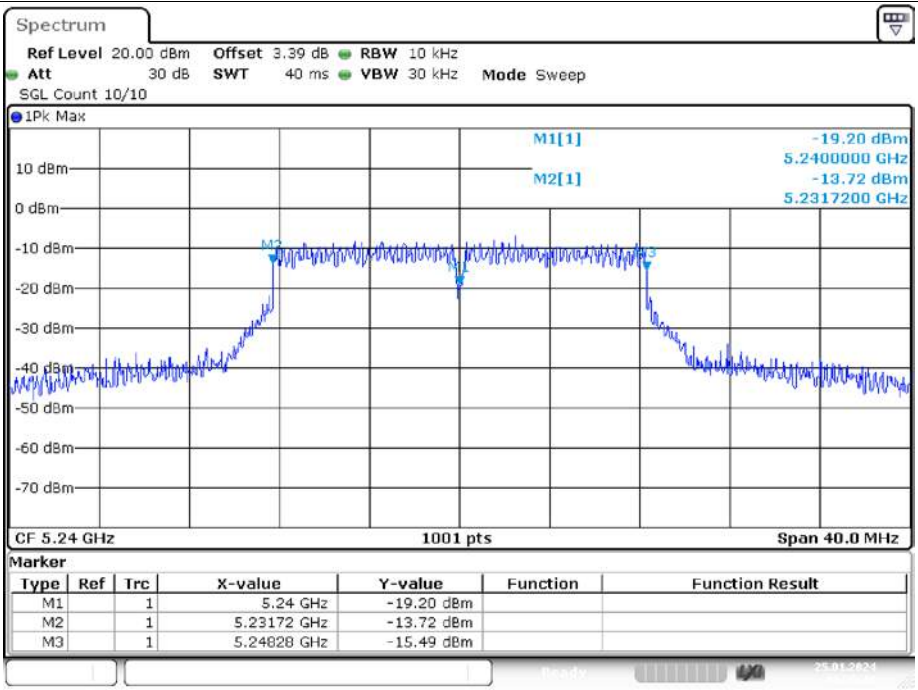

Date: 25.JAN.2024 08:35:16

Freq. Stability 30C 120V a 5240MHz Ant1 0 Minutes

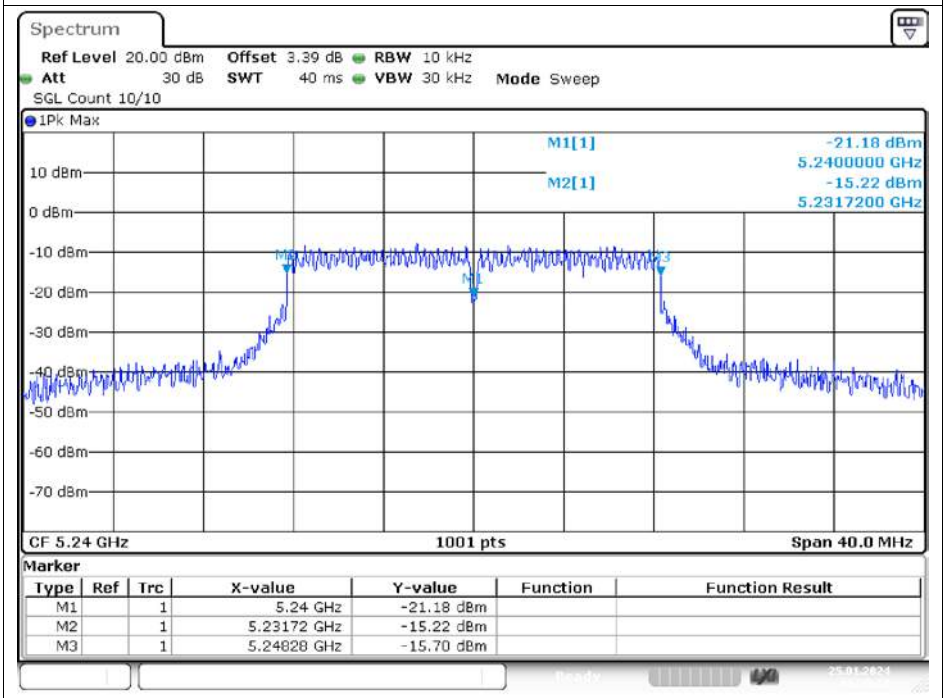

Date: 25.JAN.2024 08:35:26

Freq. Stability 40C 120V a 5240MHz Ant1 0 Minutes

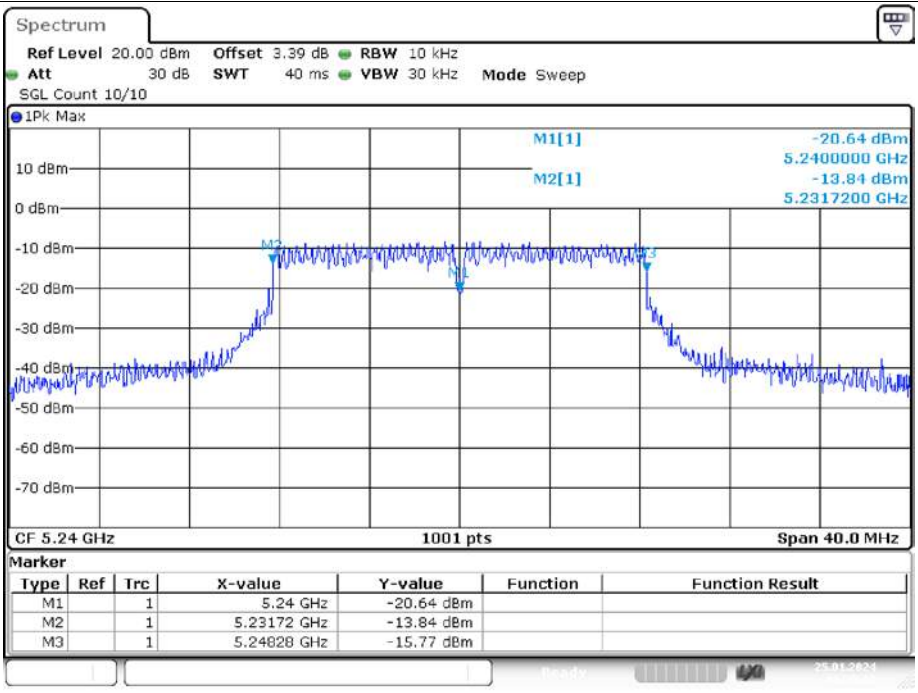

Freq. Stability 50C 120V a 5240MHz Ant1 0 Minutes

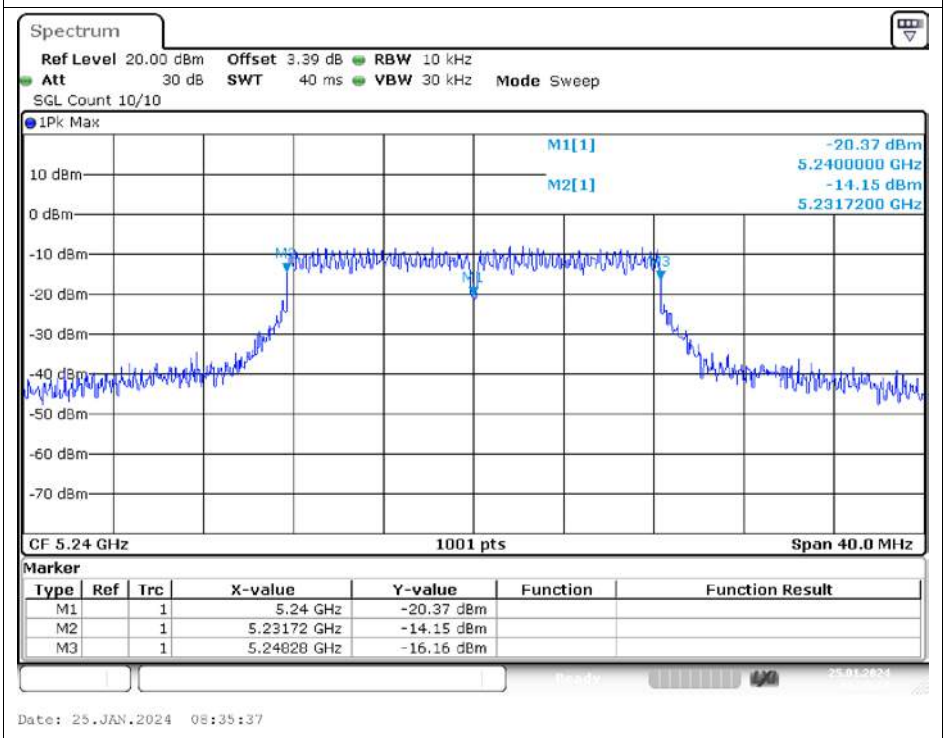

Freq. Stability 20C 102V n20 5180MHz Ant1 0 Minutes

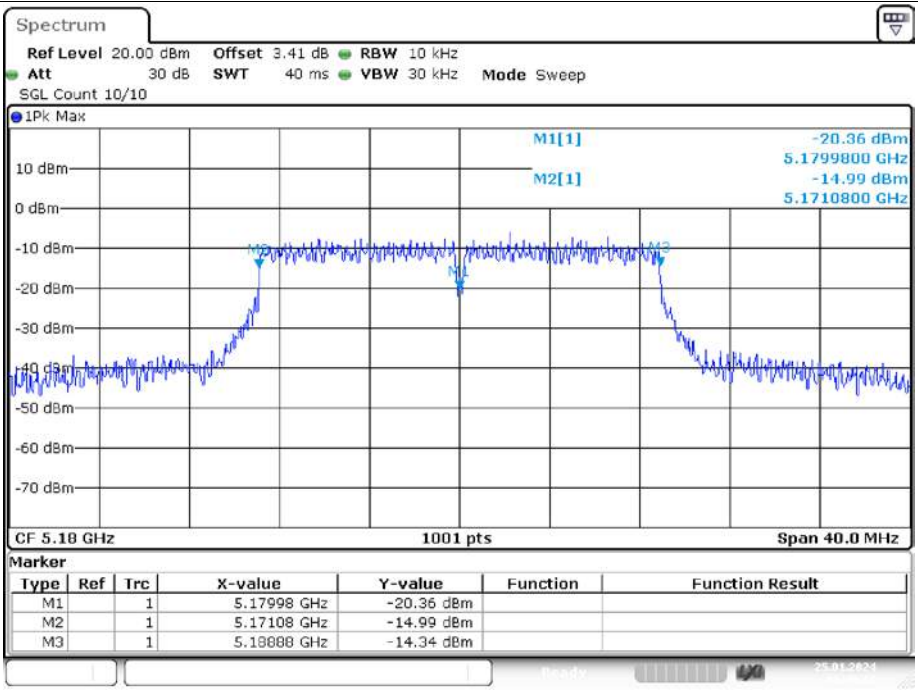

Freq. Stability 20C 120V n20 5180MHz Ant1 0 Minutes

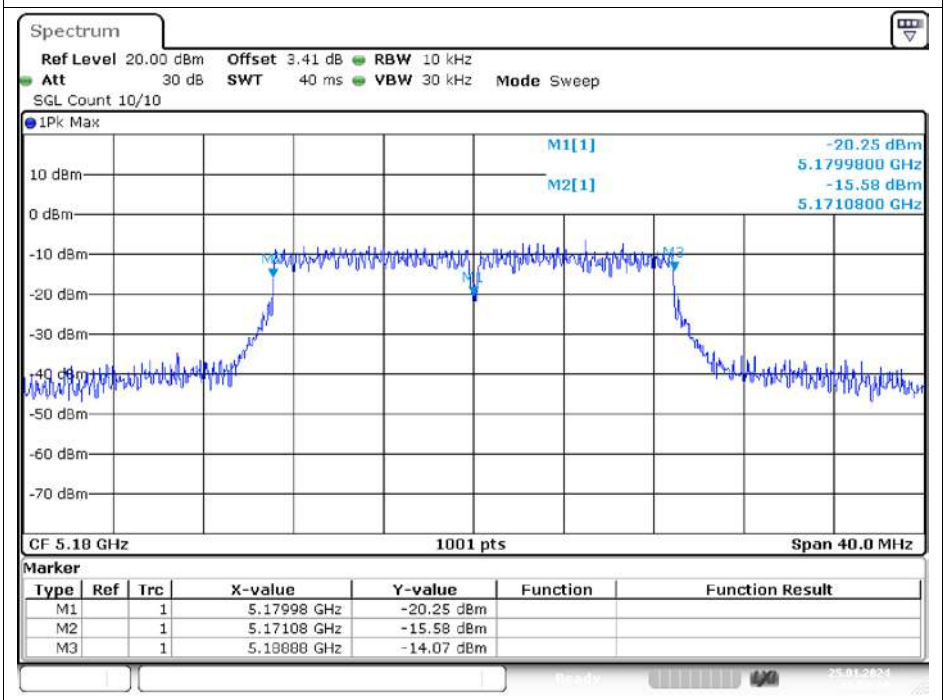

Freq. Stability 20C 138V n20 5180MHz Ant1 0 Minutes

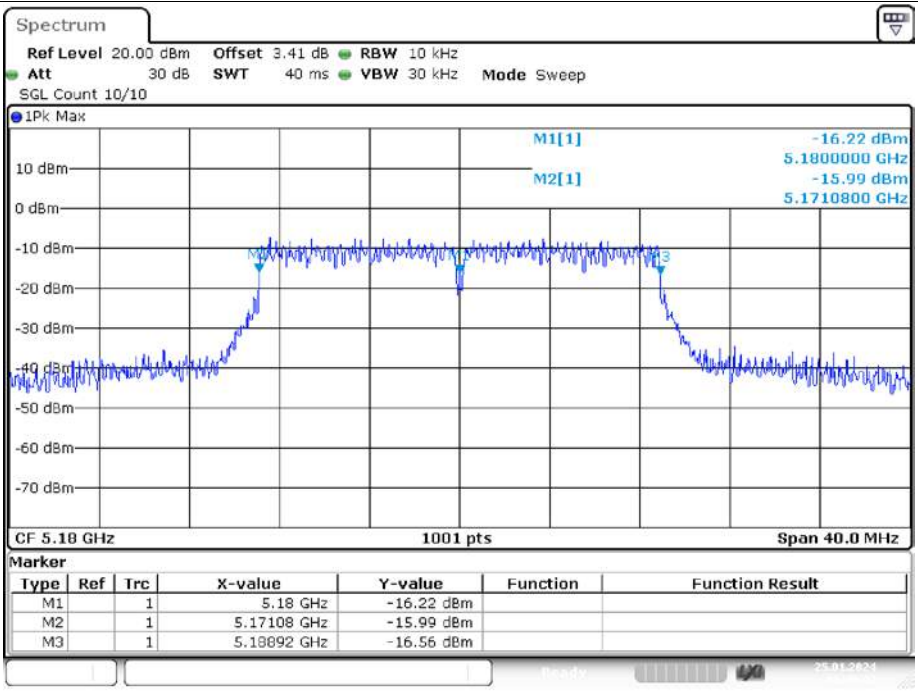

Date: 25.JAN.2024 08:49:42

Freq. Stability -20C 120V n20 5180MHz Ant1 0 Minutes

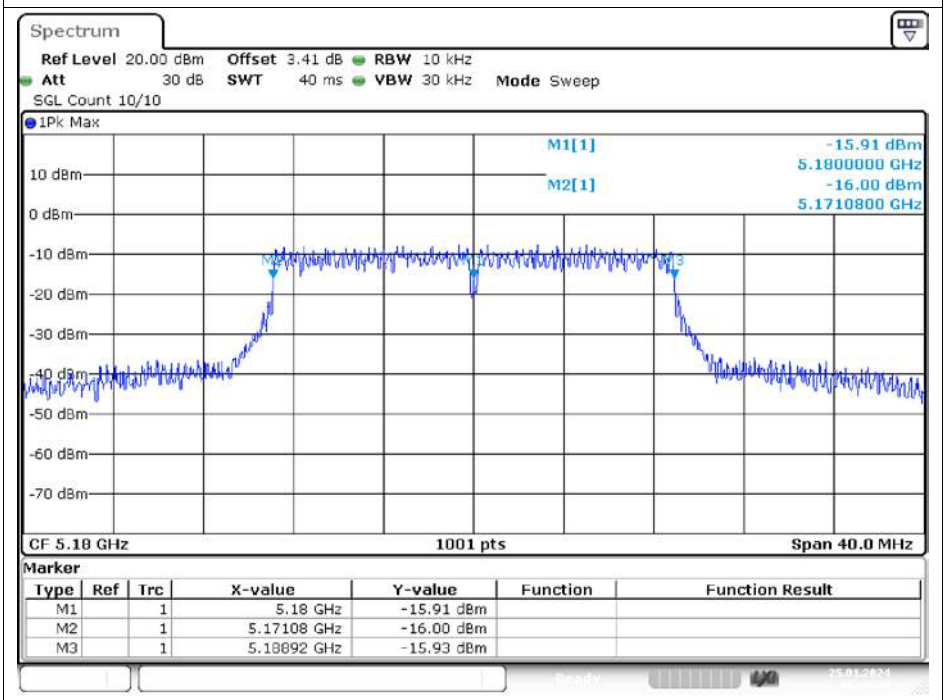

Date: 25.JAN.2024 08:49:47

Freq. Stability -10C 120V n20 5180MHz Ant1 0 Minutes

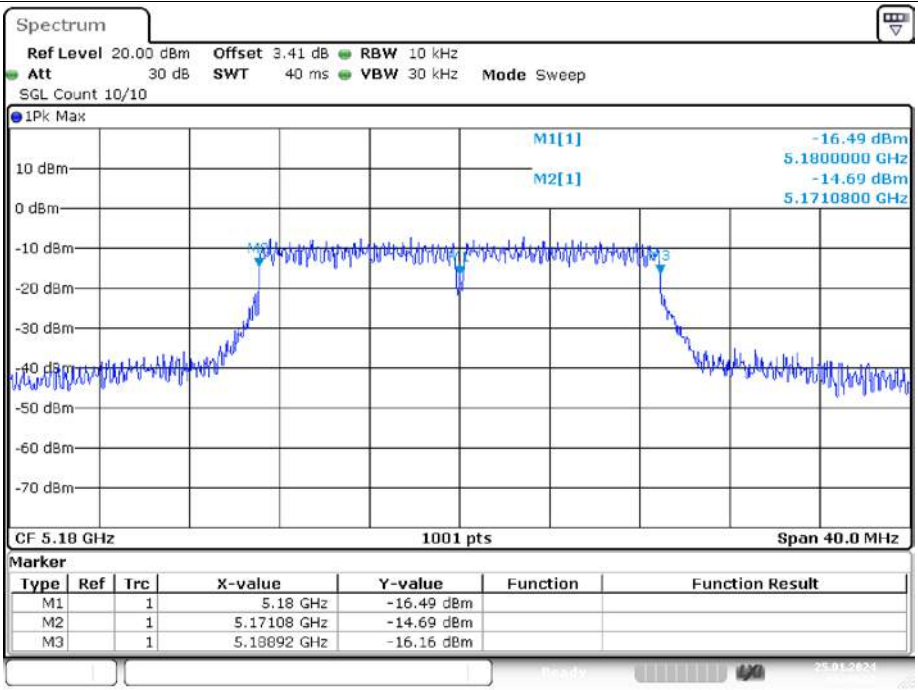

Freq. Stability 0C 120V n20 5180MHz Ant1 0 Minutes

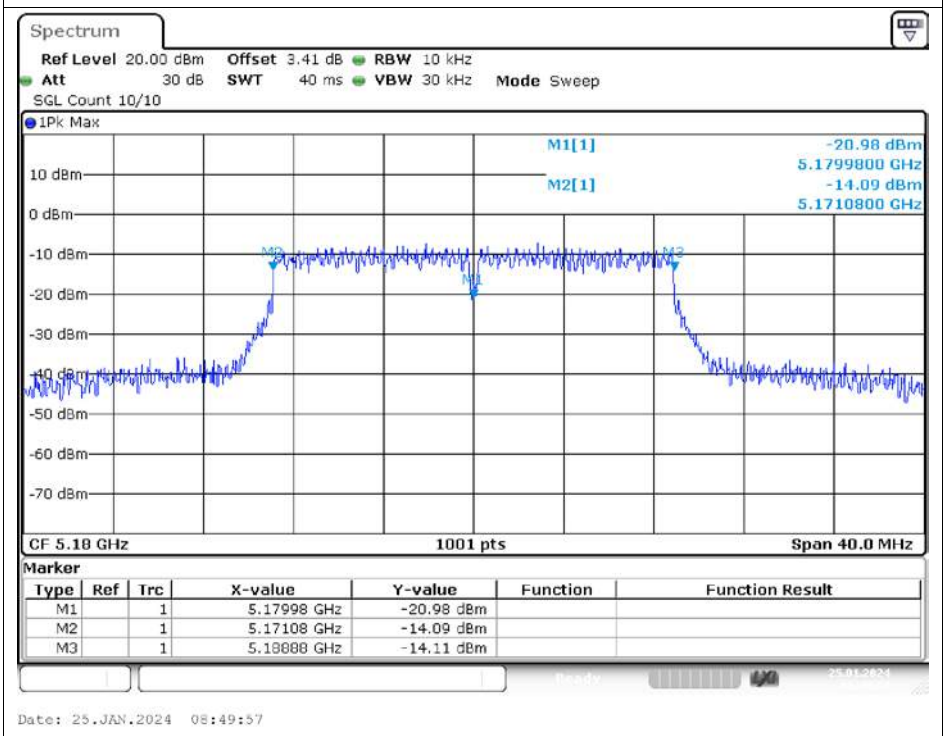

Freq. Stability 10C 120V n20 5180MHz Ant1 0 Minutes

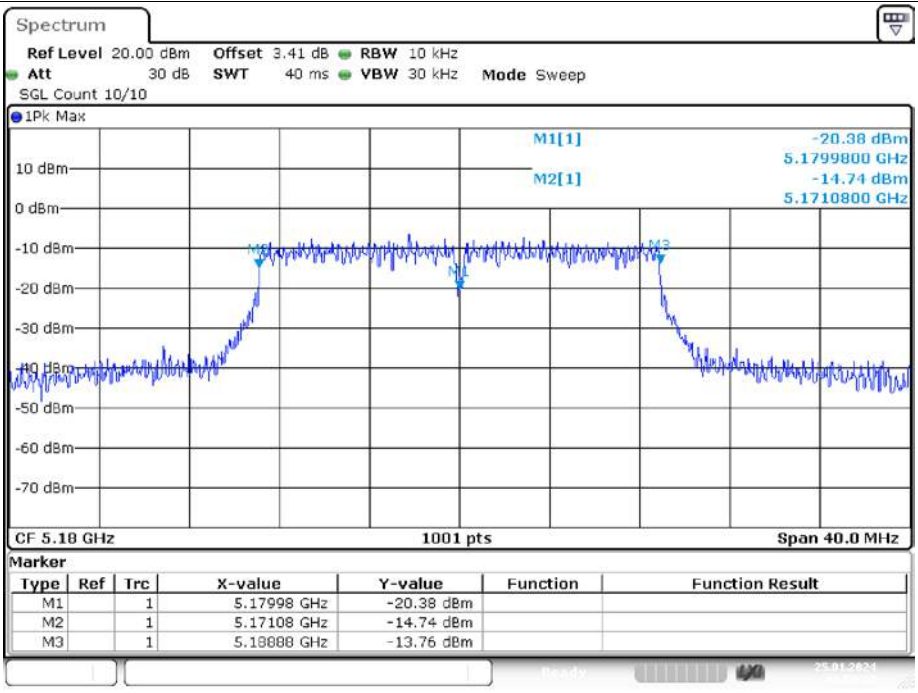

Date: 25.JAN.2024 08:50:02

Freq. Stability 30C 120V n20 5180MHz Ant1 0 Minutes

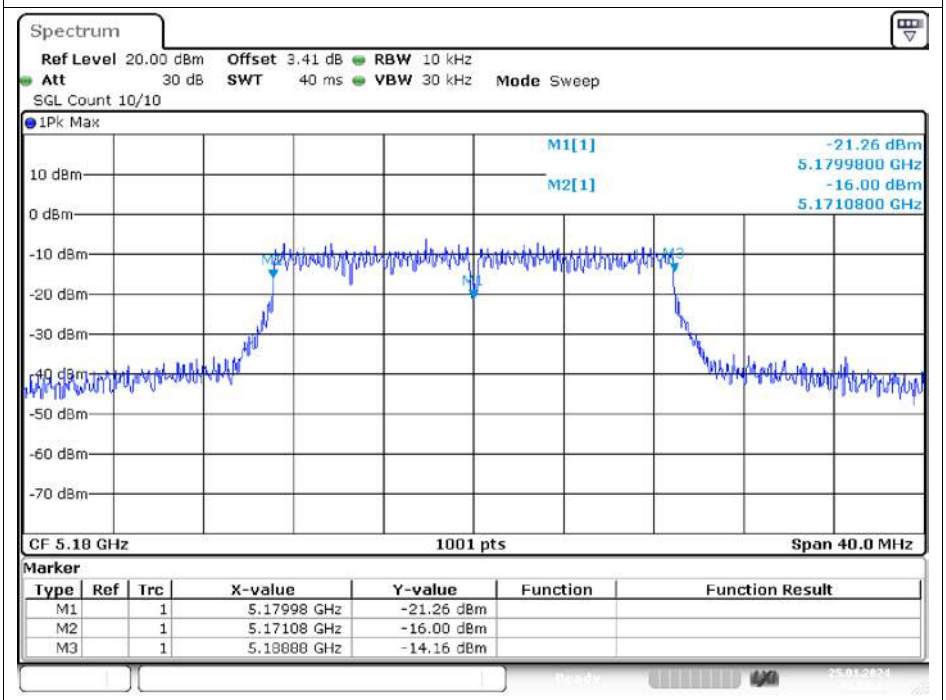

Date: 25.JAN.2024 08:50:13

Freq. Stability 40C 120V n20 5180MHz Ant1 0 Minutes

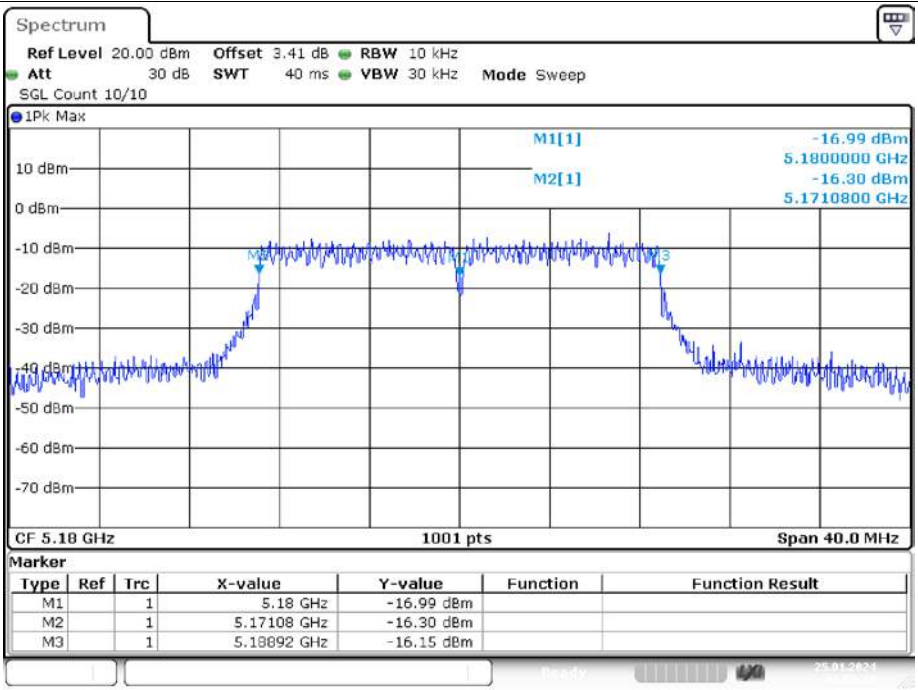

Date: 25.JAN.2024 08:50:18

Freq. Stability 50C 120V n20 5180MHz Ant1 0 Minutes

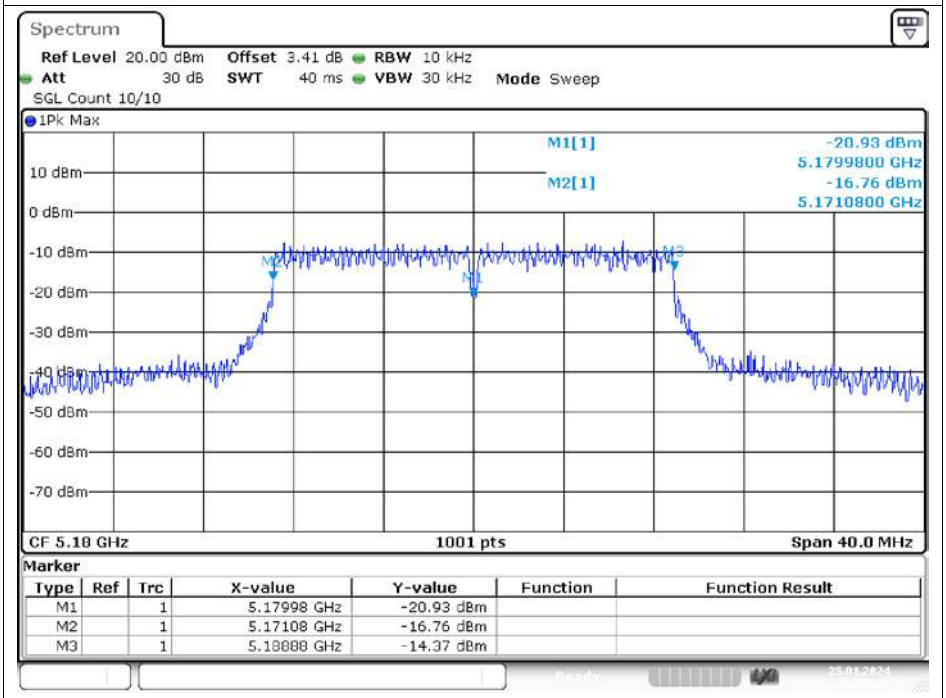

Date: 25.JAN.2024 08:50:23

Freq. Stability 20C 102V n20 5200MHz Ant1 0 Minutes

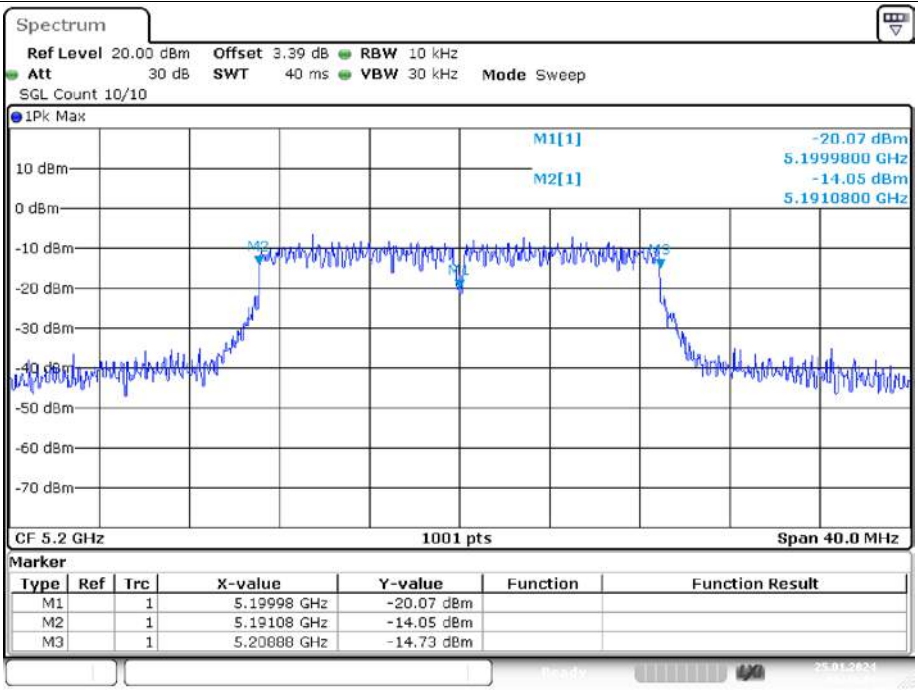

Date: 25.JAN.2024 08:43:14

Freq. Stability 20C 120V n20 5200MHz Ant1 0 Minutes

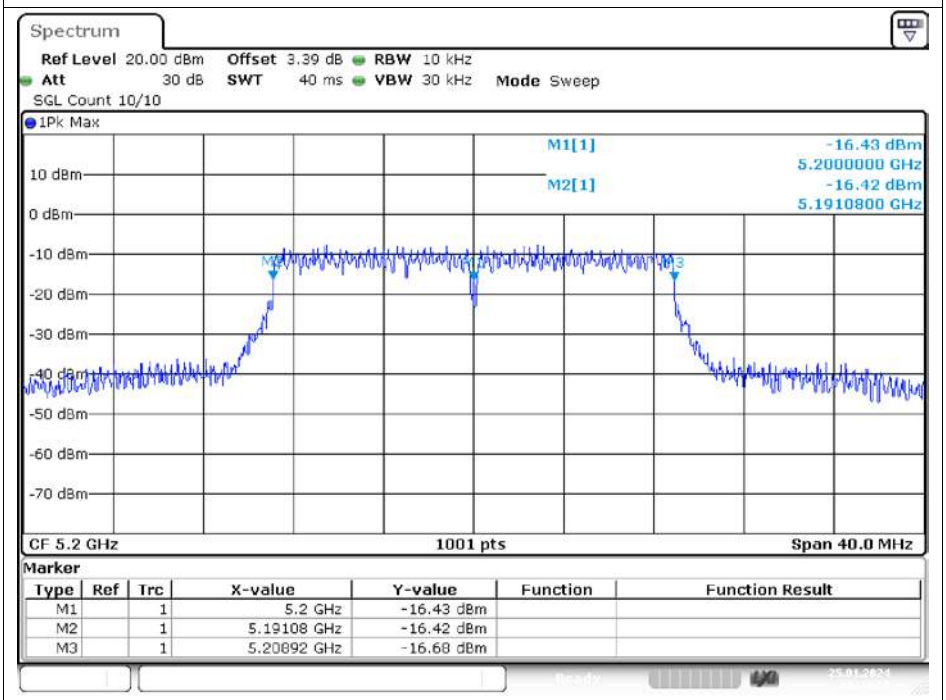

Date: 25.JAN.2024 08:43:49

Freq. Stability 20C 138V n20 5200MHz Ant1 0 Minutes

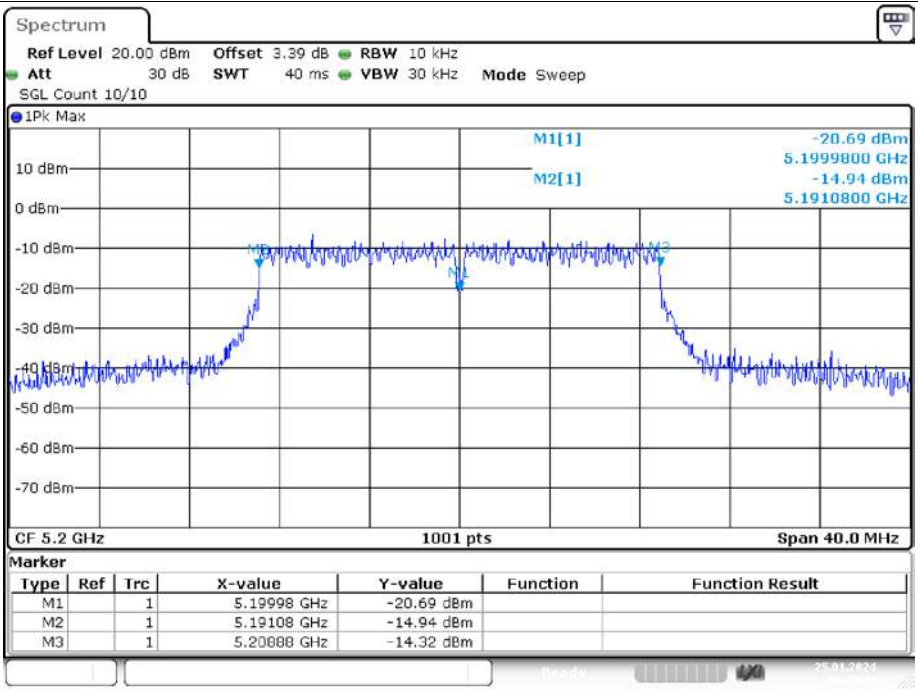

Date: 25.JAN.2024 08:43:24

Freq. Stability -20C 120V n20 5200MHz Ant1 0 Minutes

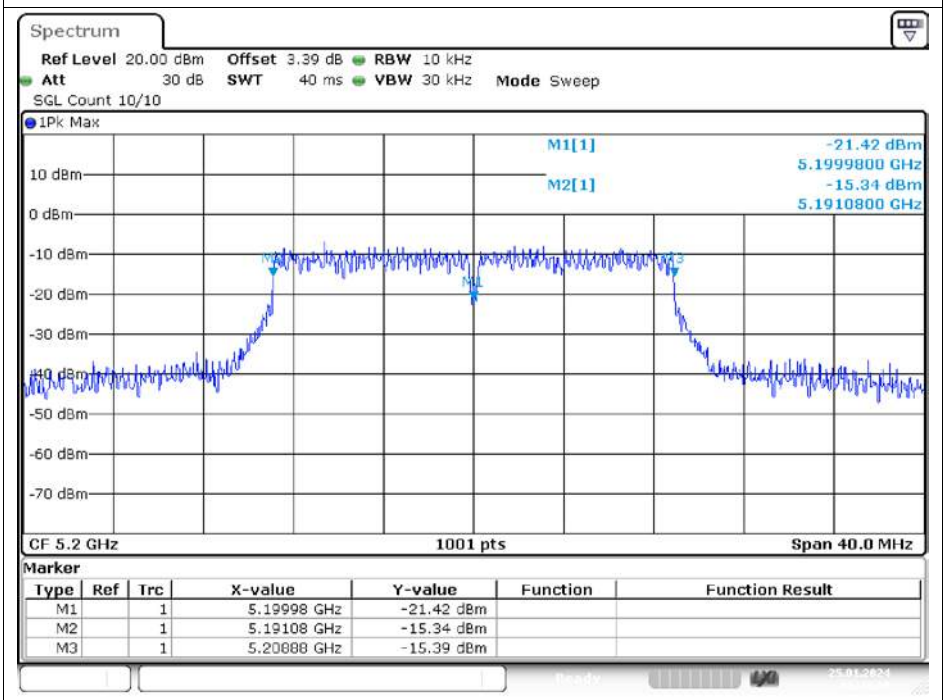

Date: 25.JAN.2024 08:43:29

Freq. Stability -10C 120V n20 5200MHz Ant1 0 Minutes

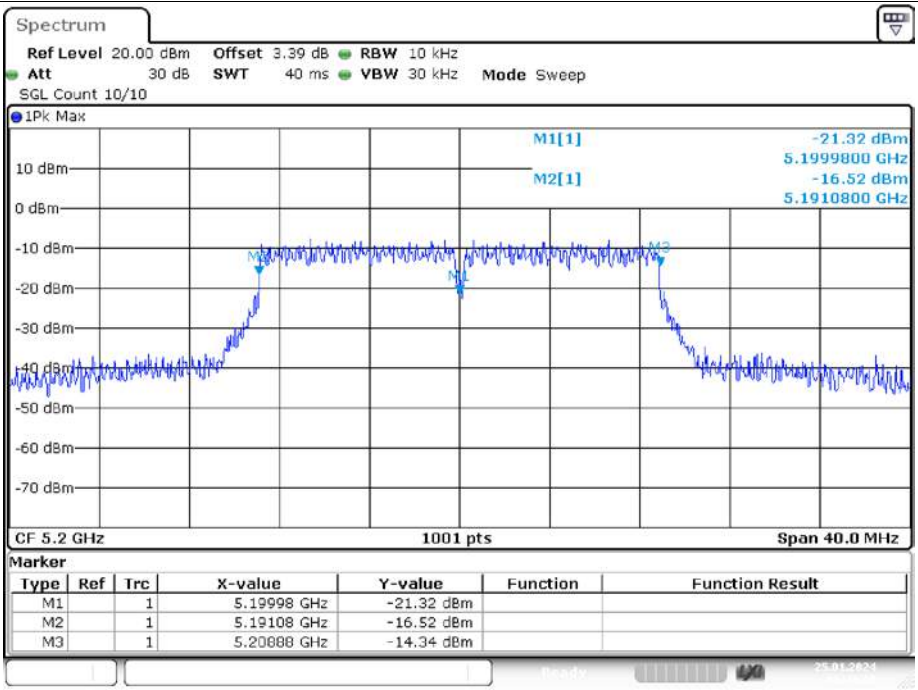

Freq. Stability 0C 120V n20 5200MHz Ant1 0 Minutes

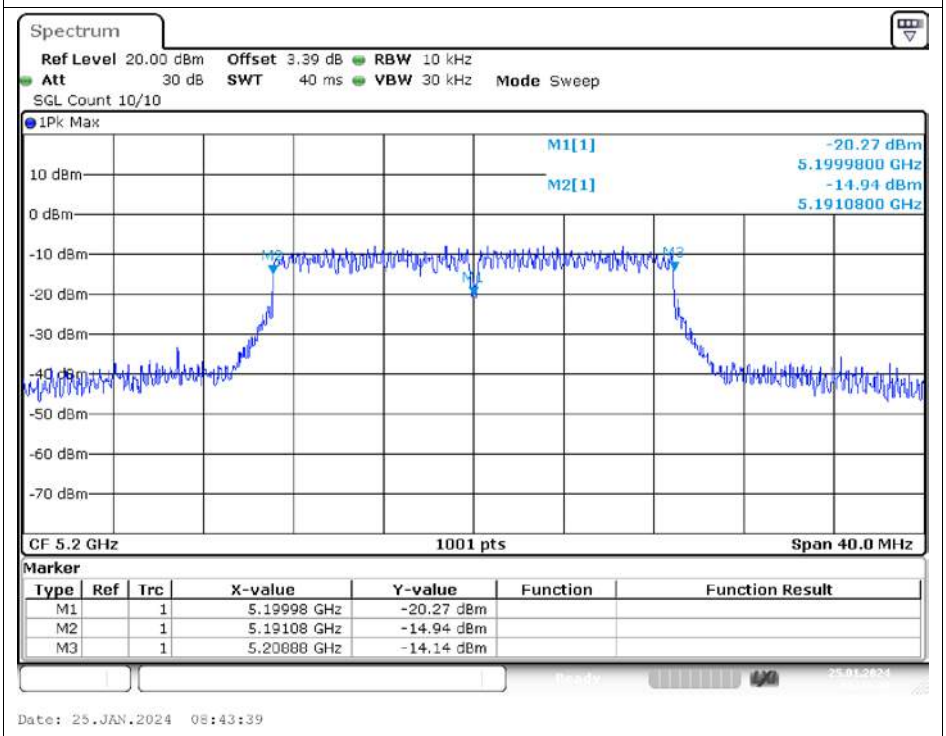

Freq. Stability 10C 120V n20 5200MHz Ant1 0 Minutes

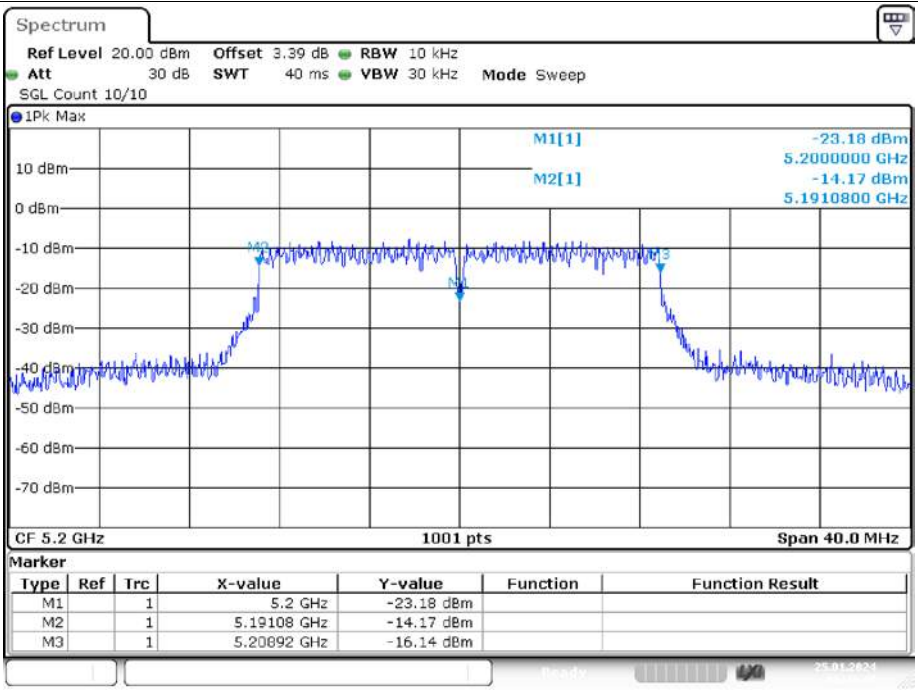

Freq. Stability 30C 120V n20 5200MHz Ant1 0 Minutes

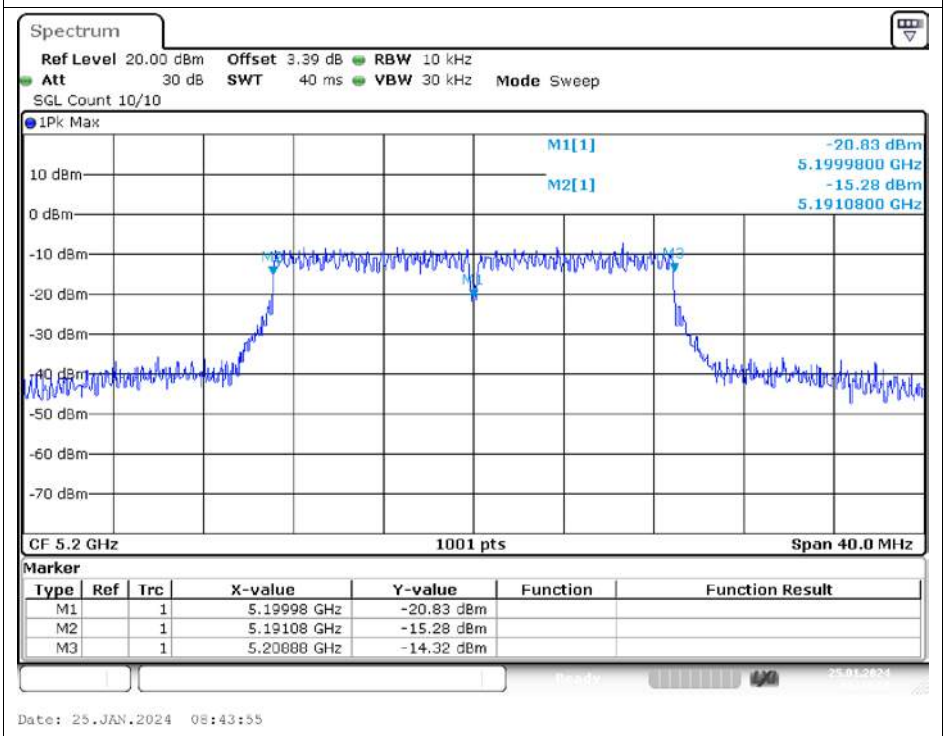

Freq. Stability 40C 120V n20 5200MHz Ant1 0 Minutes

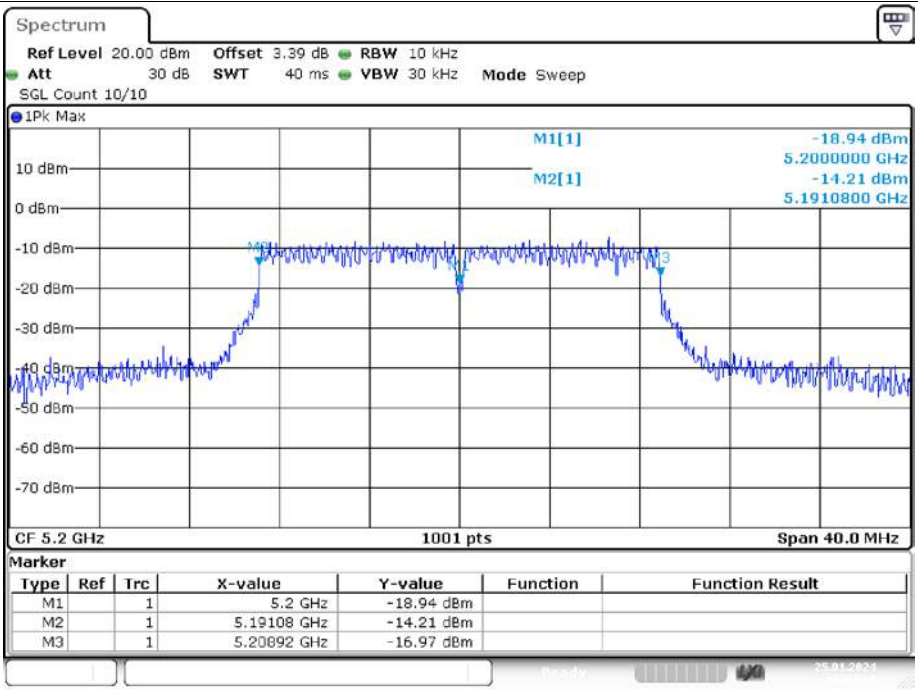

Date: 25.JAN.2024 08:44:00

Freq. Stability 50C 120V n20 5200MHz Ant1 0 Minutes

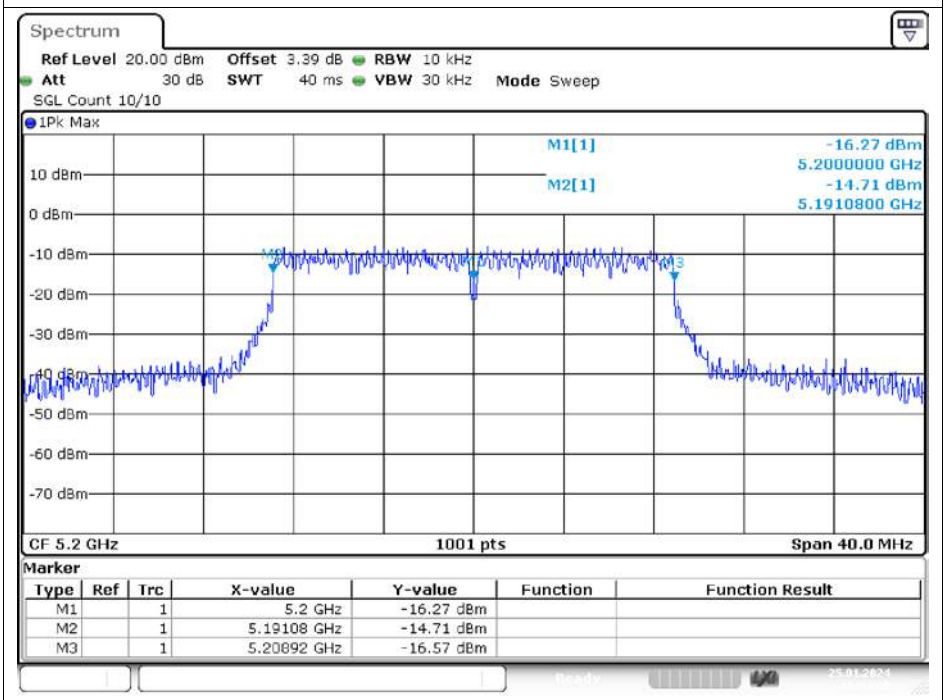

Date: 25.JAN.2024 08:44:05

Freq. Stability 20C 102V n20 5240MHz Ant1 0 Minutes

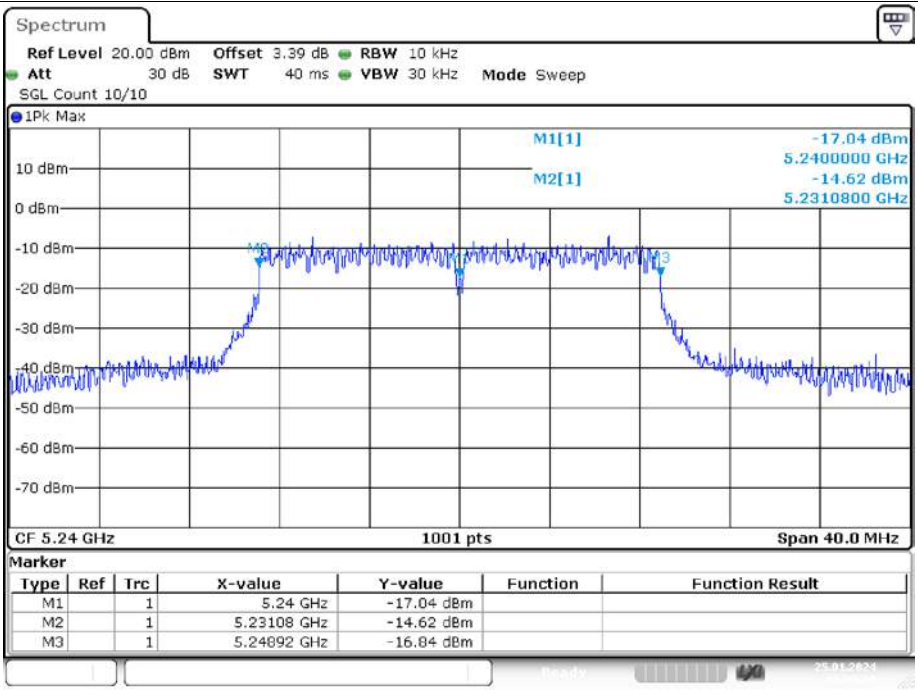

Date: 25.JAN.2024 08:39:29

Freq. Stability 20C 120V n20 5240MHz Ant1 0 Minutes

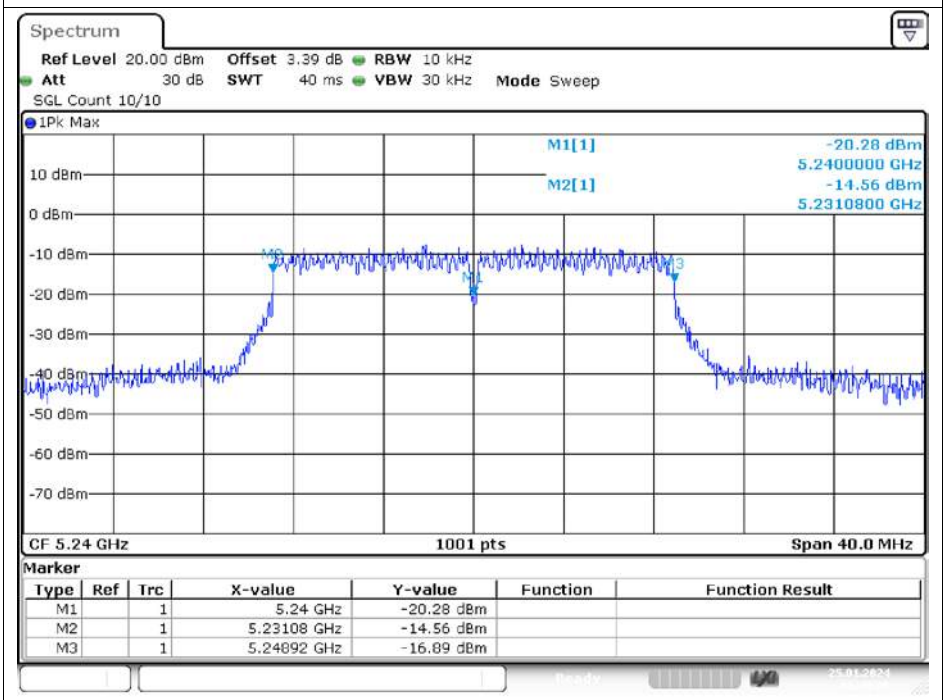

Date: 25.JAN.2024 08:40:06

Freq. Stability 20C 138V n20 5240MHz Ant1 0 Minutes

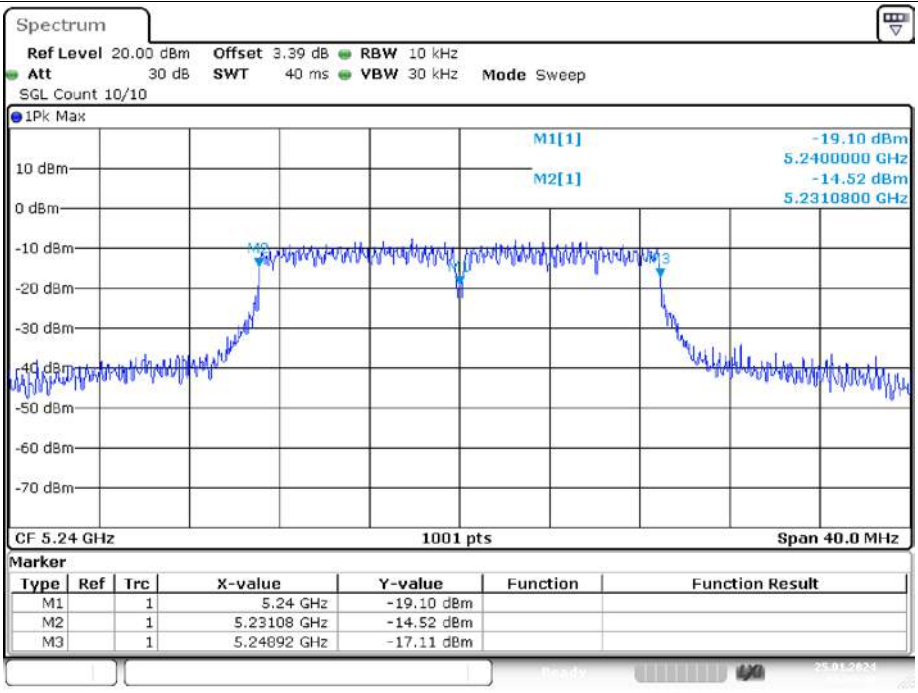

Date: 25.JAN.2024 08:39:40

Freq. Stability -20C 120V n20 5240MHz Ant1 0 Minutes

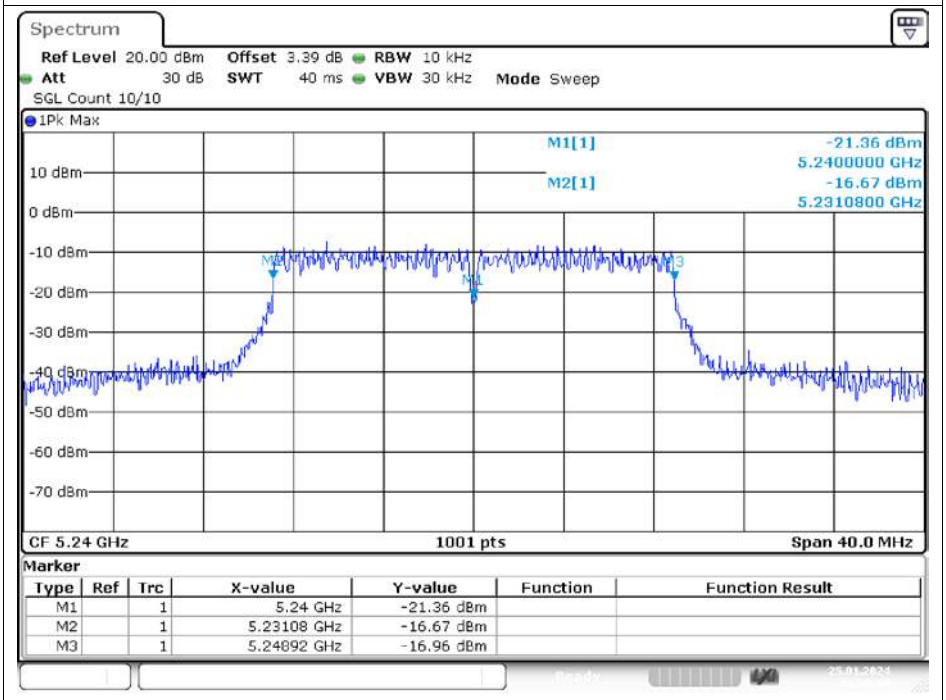

Date: 25.JAN.2024 08:39:45

Freq. Stability -10C 120V n20 5240MHz Ant1 0 Minutes

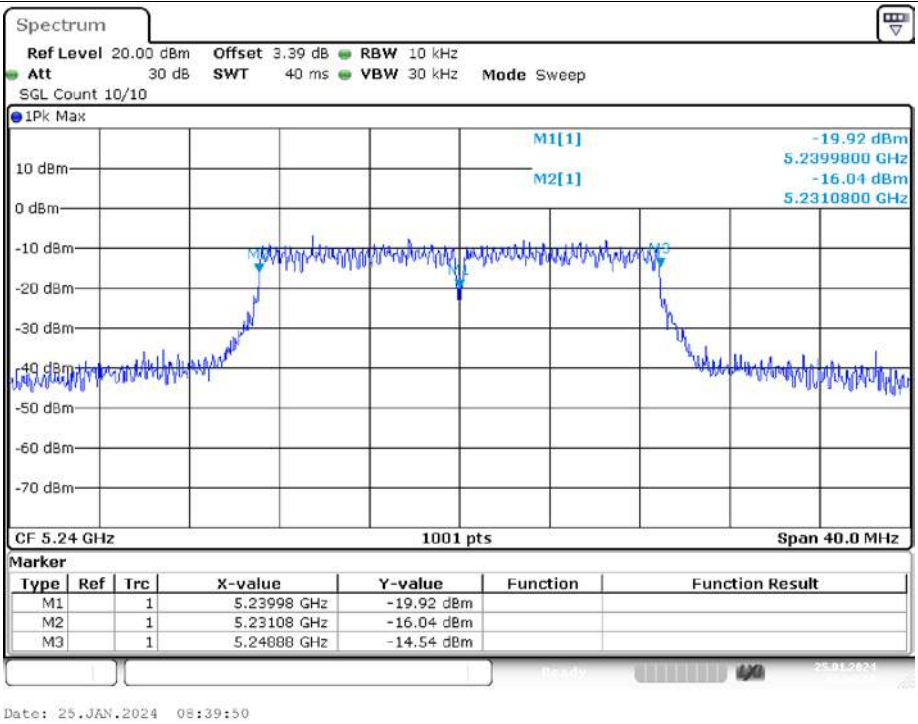

Freq. Stability 0C 120V n20 5240MHz Ant1 0 Minutes

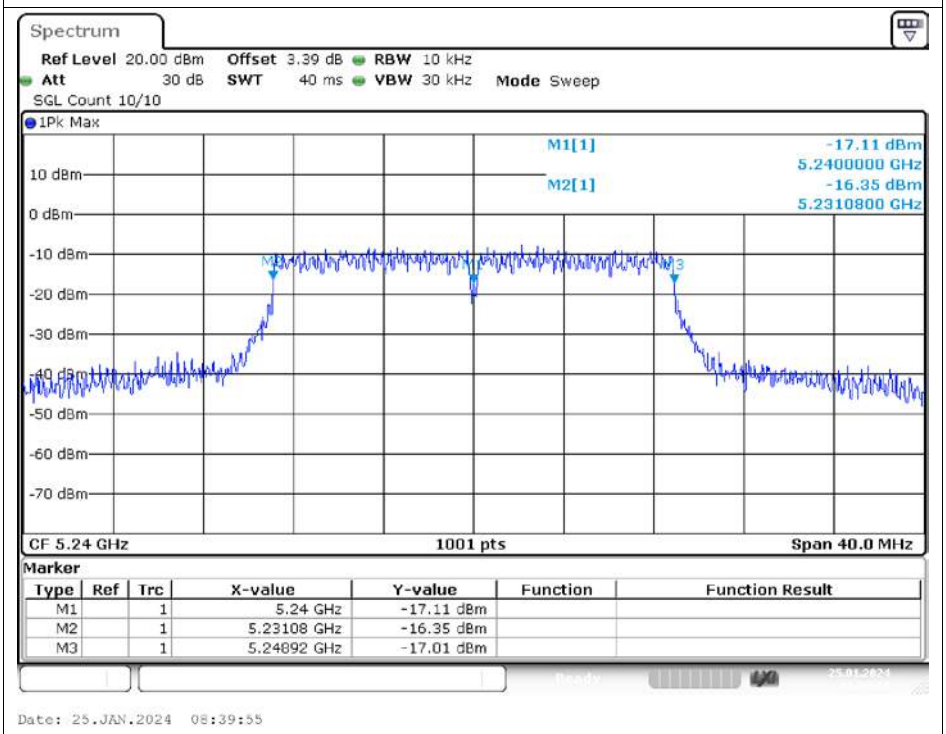

Freq. Stability 10C 120V n20 5240MHz Ant1 0 Minutes

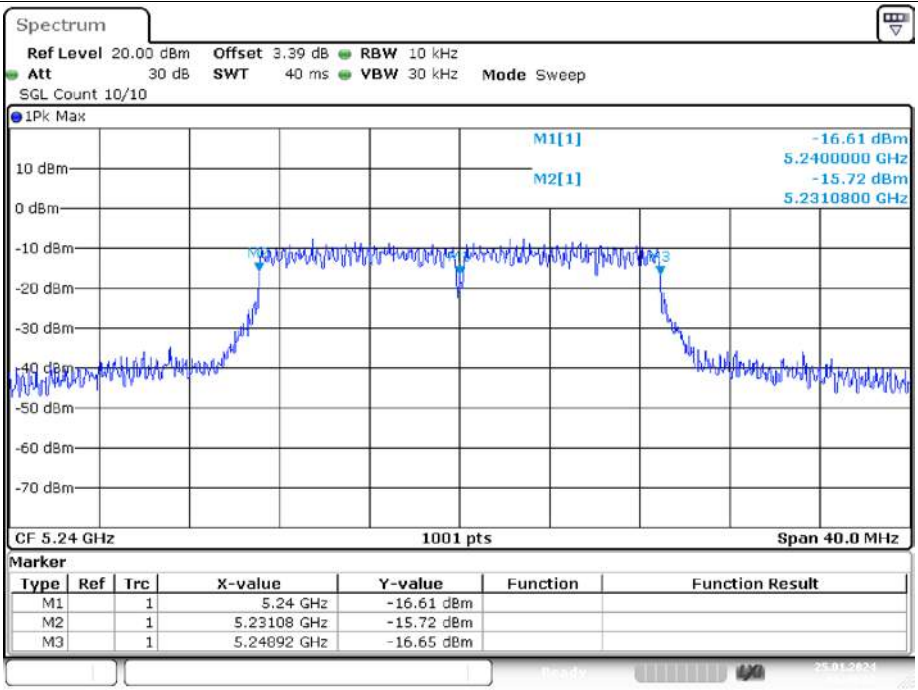

Date: 25.JAN.2024 08:40:00

Freq. Stability 30C 120V n20 5240MHz Ant1 0 Minutes

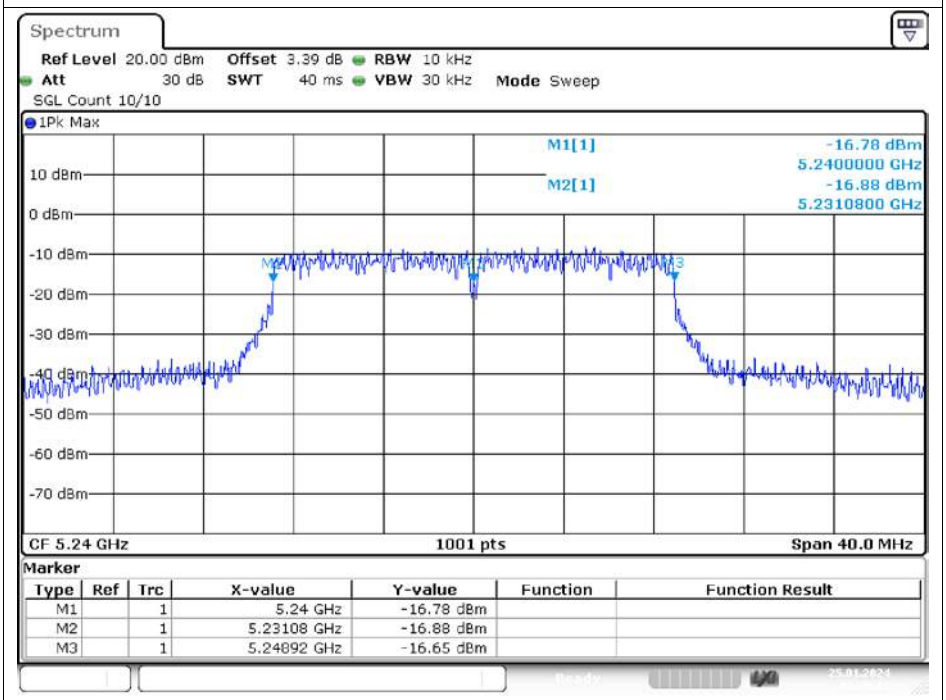

Date: 25.JAN.2024 08:40:11

Freq. Stability 40C 120V n20 5240MHz Ant1 0 Minutes

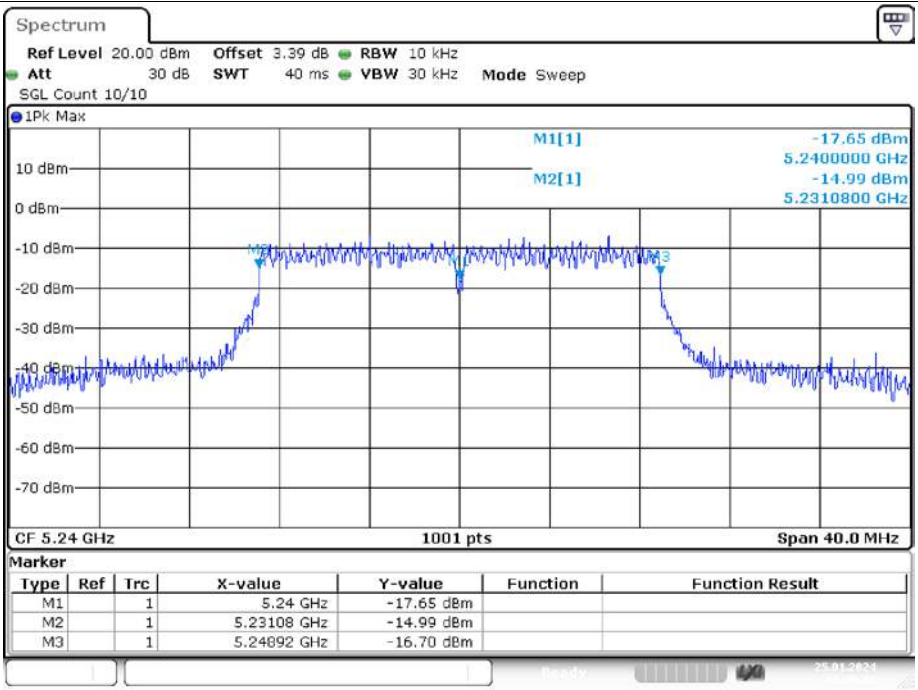

Date: 25.JAN.2024 08:40:16

Freq. Stability 50C 120V n20 5240MHz Ant1 0 Minutes

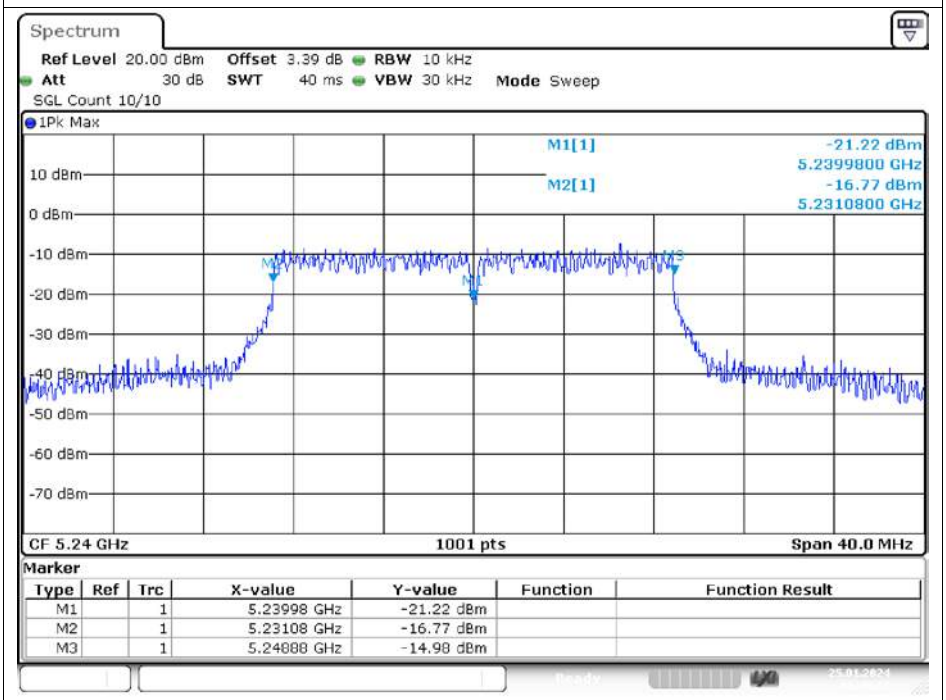

Date: 25.JAN.2024 08:40:21

Conducted RF Spurious Emission

Condition	Mode	Frequency (MHz)	Antenna	Max Value (dBm)	Limit (dBm)	Verdict
NVNT	a	5180	Ant1	-32.92	-27	Pass
NVNT	a	5200	Ant1	-32.85	-27	Pass
NVNT	a	5240	Ant1	-33.72	-27	Pass
NVNT	n20	5180	Ant1	-32.88	-27	Pass
NVNT	n20	5200	Ant1	-32.77	-27	Pass
NVNT	n20	5240	Ant1	-33.25	-27	Pass

Test Graphs

Tx. Spurious NVNT a 5180MHz Ant1 Emission

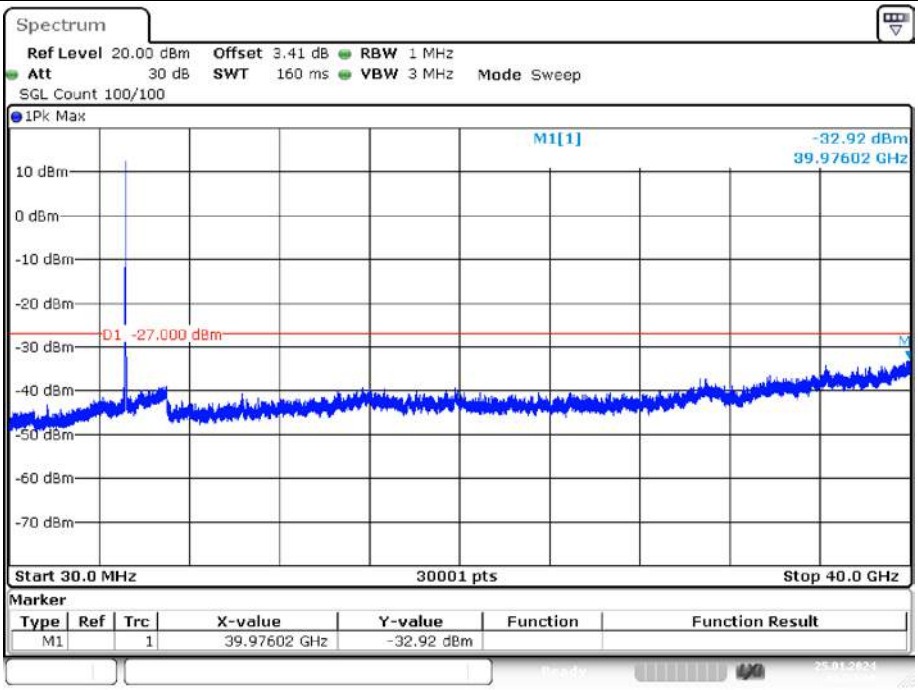

Tx. Spurious NVNT a 5200MHz Ant1 Emission

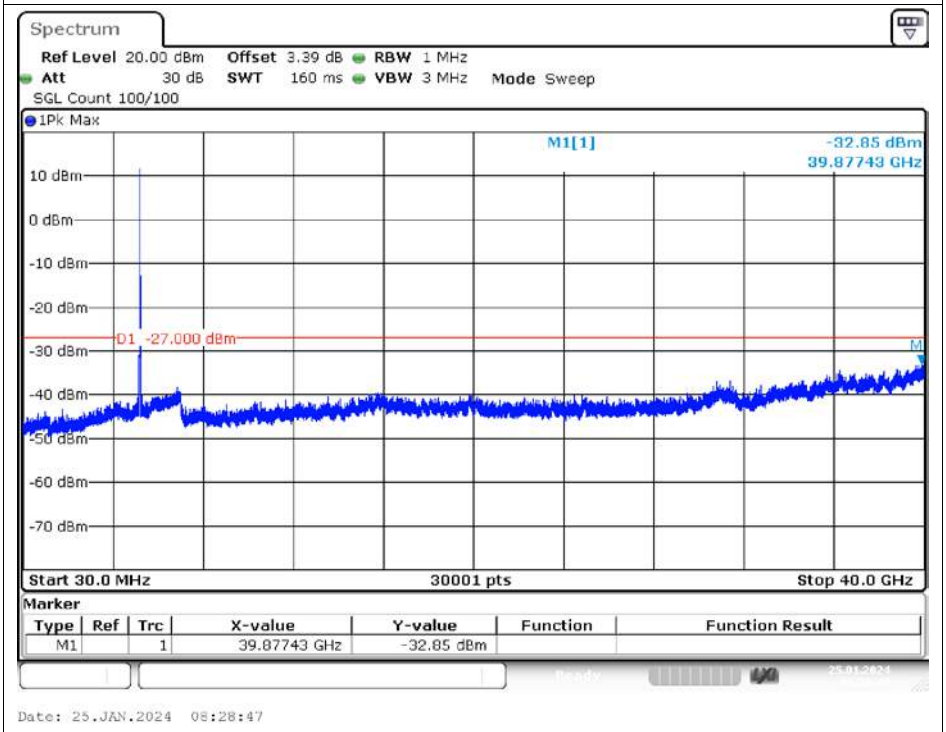

Tx. Spurious NVNT a 5240MHz Ant1 Emission

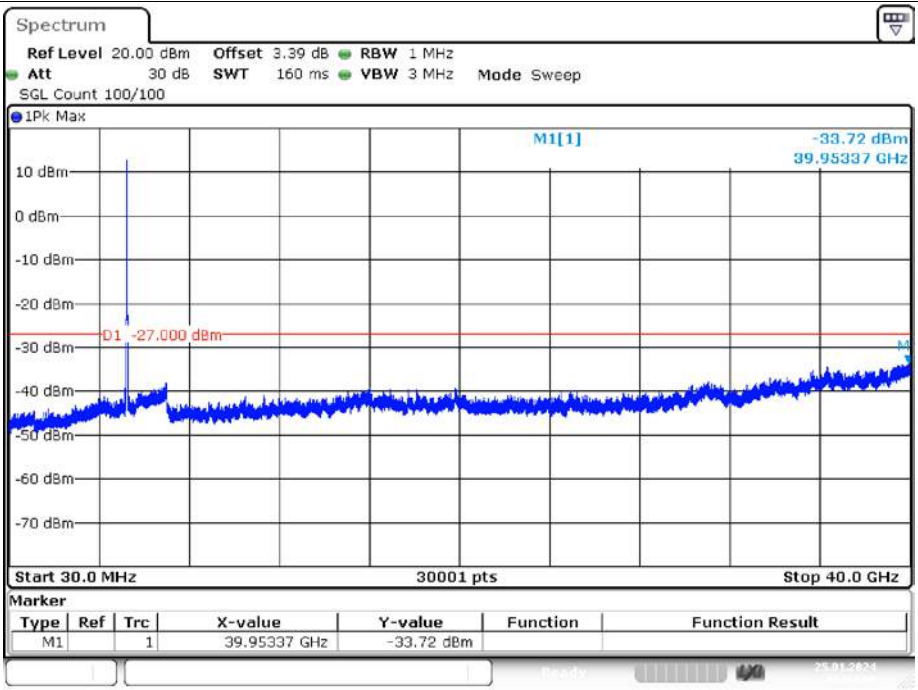

Tx. Spurious NVNT n20 5180MHz Ant1 Emission

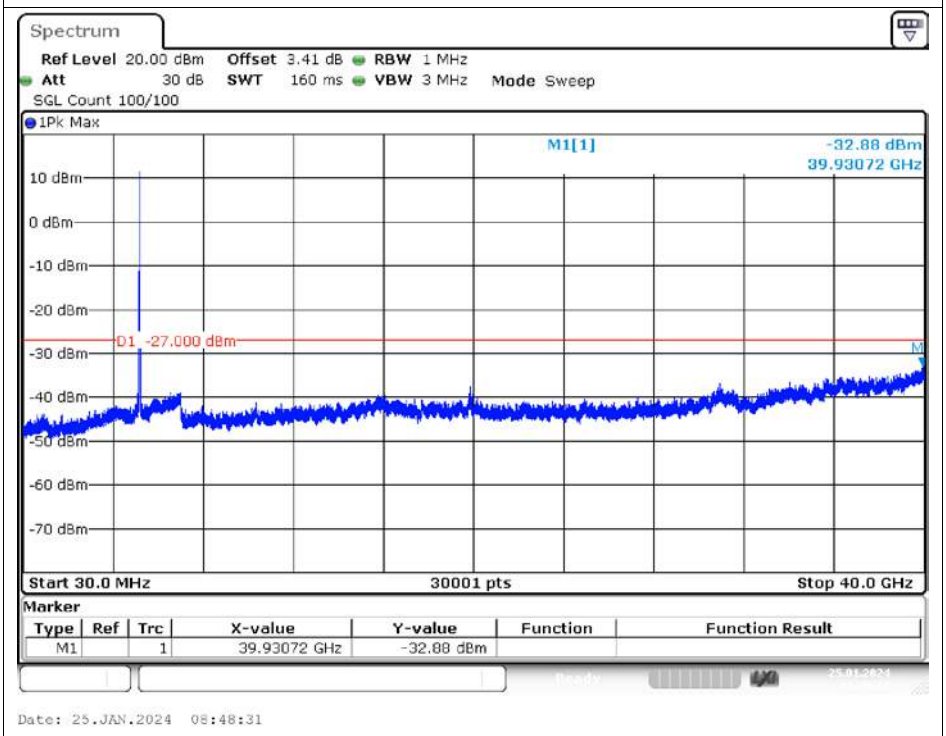

Tx. Spurious NVNT n20 5200MHz Ant1 Emission

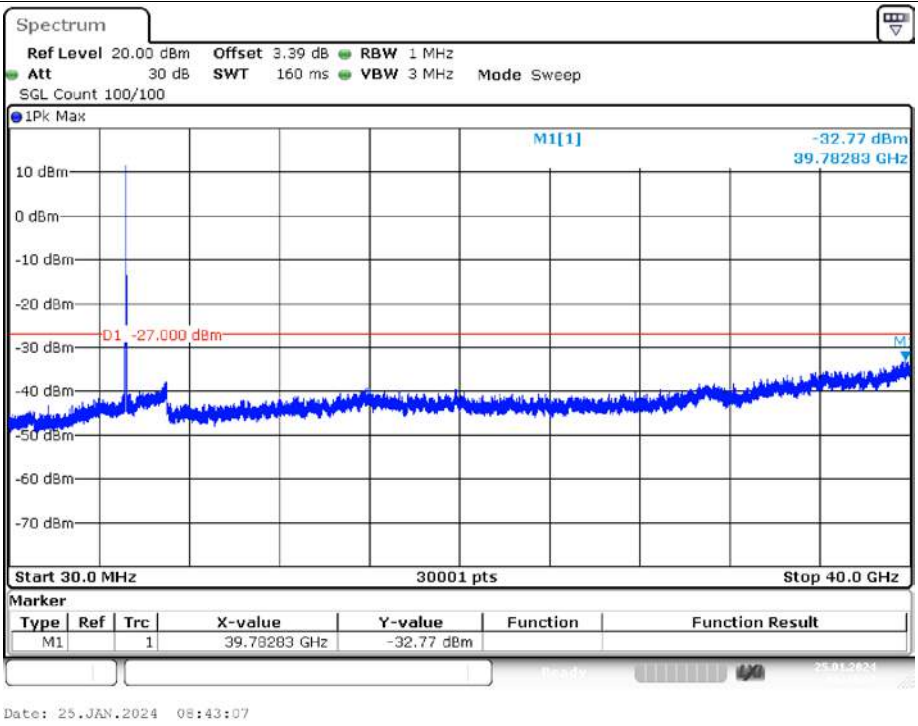

Tx. Spurious NVNT n20 5240MHz Ant1 Emission

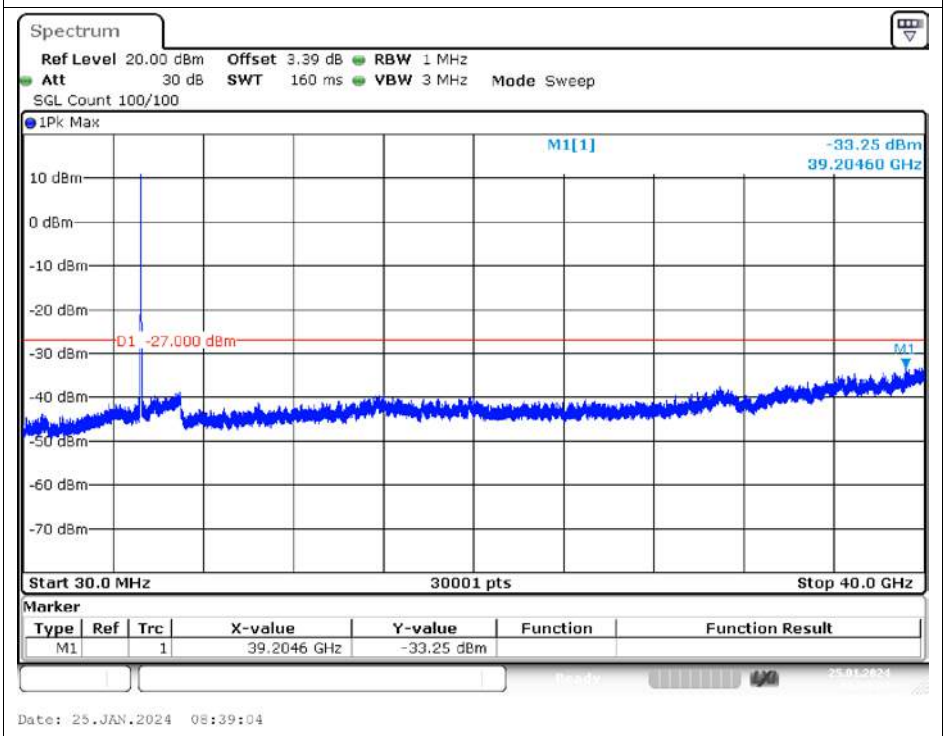

8. RADIATED TEST RESULTS

Undesirable radiated Spurious Emission below 1GHz (30MHz to 1GHz)

The worst result as bellow:

DateTime: 2023-06-27 22:41:06

Mode:	FCC 5G WIFI b 5180
Power:	DC 5V
TE:	Vier
Date:	2024-01-25
Humiture:	24℃ 55%
Barometric Pessure	101.5

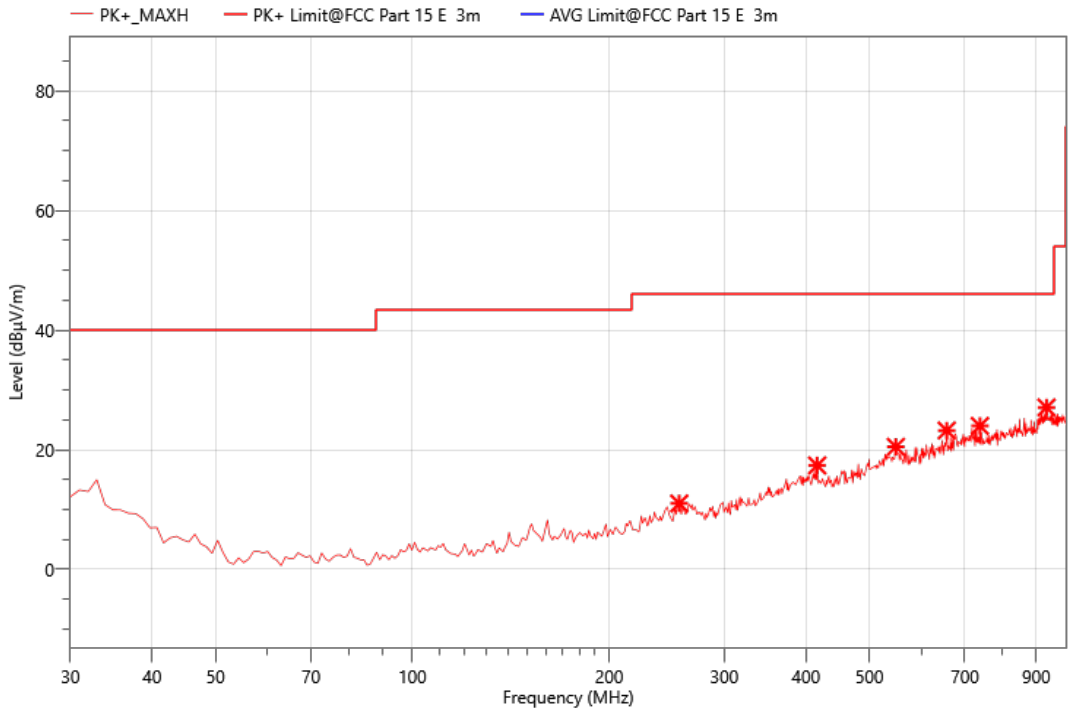

Critical_Freqs

No.	Freq. (MHz)	Reading (dBµV)	Corr. (dB)	Meas. (dBµV/m)	Limit (dBµV/m)	Margin (dB)	Det.	Pol.
1	256.010	29.82	-18.8	11.02	46.00	34.98	PK+	V
2	416.060	31.16	-13.78	17.38	46.00	28.62	PK+	V
3	548.950	30.28	-9.79	20.49	46.00	25.51	PK+	V
4	656.620	31.56	-8.34	23.22	46.00	22.78	PK+	V
5	738.100	31.01	-7.02	23.99	46.00	22.01	PK+	V
6	933.070	30.11	-3.03	27.08	46.00	18.92	PK+	V

DateTime: 2024-01-25 22:13:11

Mode:	FCC 5G WIFI b 5180
Power:	DC 5V
TE:	Vier
Date:	2024-01-25
Humiture:	24℃ 55%
Barometric Pessure	101.5

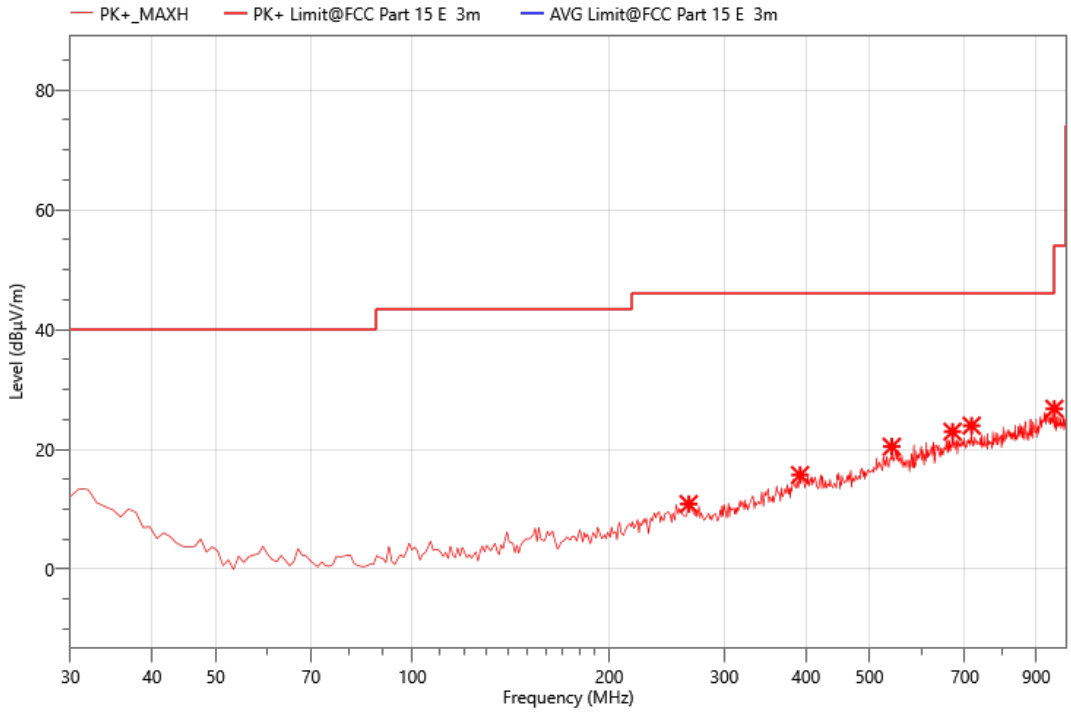

Critical_Freqs

No.	Freq. (MHz)	Reading (dBµV)	Corr. (dB)	Meas. (dBµV/m)	Limit (dBµV/m)	Margin (dB)	Det.	Pol.
1	264.740	29.14	-18.26	10.88	46.00	35.12	PK+	H
2	391.810	30.01	-14.29	15.72	46.00	30.28	PK+	H
3	541.190	30.64	-10.19	20.45	46.00	25.55	PK+	H
4	670.200	30.97	-8.01	22.96	46.00	23.04	PK+	H
5	716.760	30.94	-6.97	23.97	46.00	22.03	PK+	H
6	959.260	30.61	-3.81	26.80	46.00	19.20	PK+	H

Note: 1. Result Level = Read Level+ Antenna Factor+ Cable Loss- Amp. Factor

Undesirable radiated Spurious Emission Above 1GHz (1GHz to 40GHz)

The worst result as bellow:

DateTime: 2024-01-25 22:05:39

Mode:	5G WIFI TX 5180 1-18G
Power:	DC 5V
TE:	Vier
Date:	2024-01-25
Humiture:	24℃ 55%
Barometric Pessure	101.5

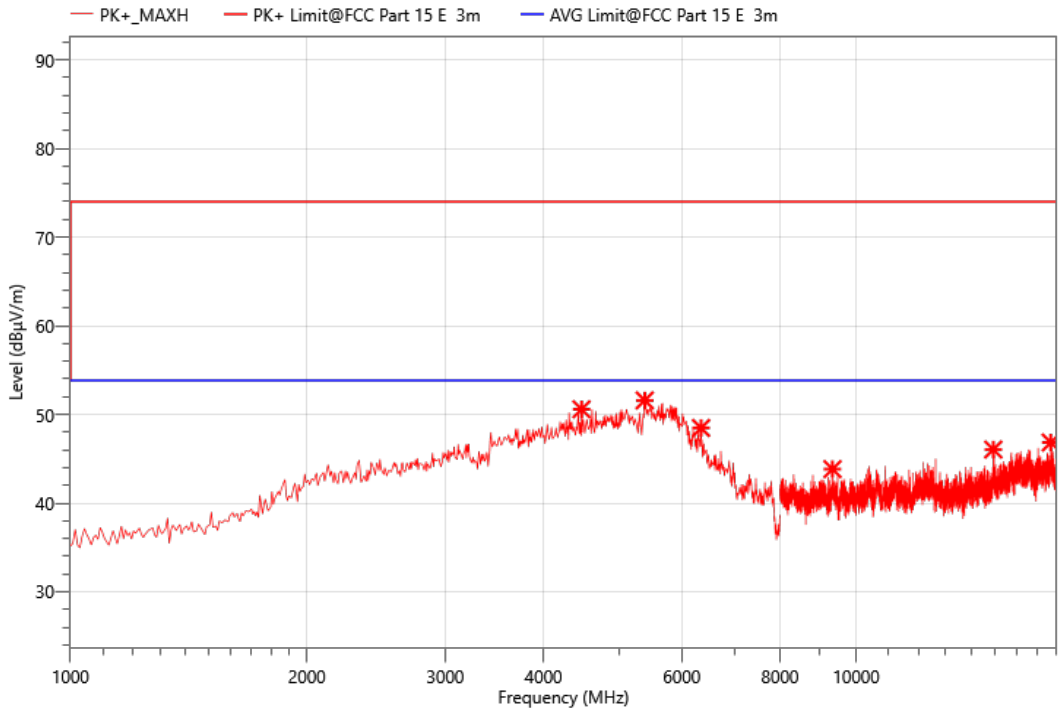

Critical_Freqs

No.	Freq. (MHz)	Reading (dBµV)	Corr. (dB)	Meas. (dBµV/m)	Limit (dBµV/m)	Margin (dB)	Det.	Pol.
1	4472.000	53.74	-3.15	50.59	74.00	23.41	PK+	H
2	5382.000	51.67	-0.08	51.59	74.00	22.41	PK+	H
3	6348.000	49.17	-0.69	48.48	74.00	25.52	PK+	H
4	9331.000	50.63	-6.79	43.84	74.00	30.16	PK+	H
5	14948.000	48.47	-2.42	46.05	74.00	27.95	PK+	H
6	17690.000	47.25	-0.41	46.84	74.00	27.16	PK+	H

DateTime: 2024-01-25 22:04:26

Mode:	5G WIFI TX 5180 1-18G
Power:	DC 5V
TE:	Vier
Date:	2024-01-25
Humiture:	24℃ 55%
Barometric Pessure	101.5

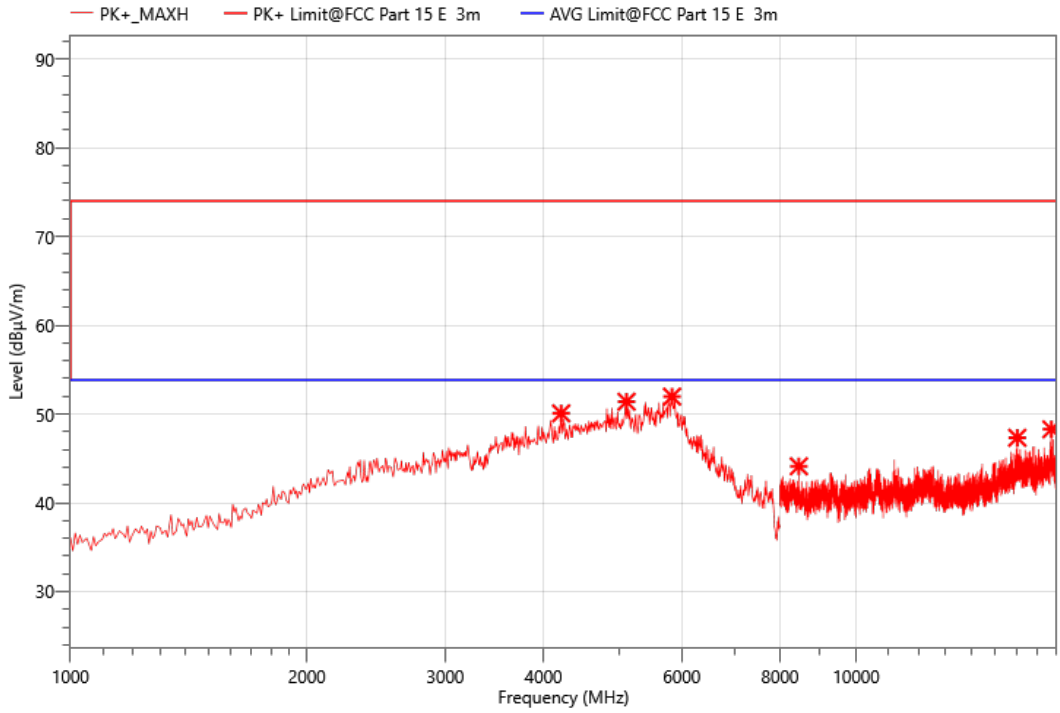

Critical_Freqs

No.	Freq. (MHz)	Reading (dBµV)	Corr. (dB)	Meas. (dBµV/m)	Limit (dBµV/m)	Margin (dB)	Det.	Pol.
1	4213.000	52.76	-2.68	50.08	74.00	23.92	PK+	V
2	5102.000	52.04	-0.64	51.40	74.00	22.60	PK+	V
3	5830.000	52.07	-0.1	51.97	74.00	22.03	PK+	V
4	8455.000	51.81	-7.69	44.12	74.00	29.88	PK+	V
5	16036.000	48.94	-1.61	47.33	74.00	26.67	PK+	V
6	17725.000	48.98	-0.7	48.28	74.00	25.72	PK+	V

DateTime: 2024-01-25 22:07:09

Mode:	5G WIFI TX 5200 1-18G
Power:	DC 5V
TE:	Vier
Date:	2024-01-25
Humiture:	24℃ 55%
Barometric Pessure	101.5

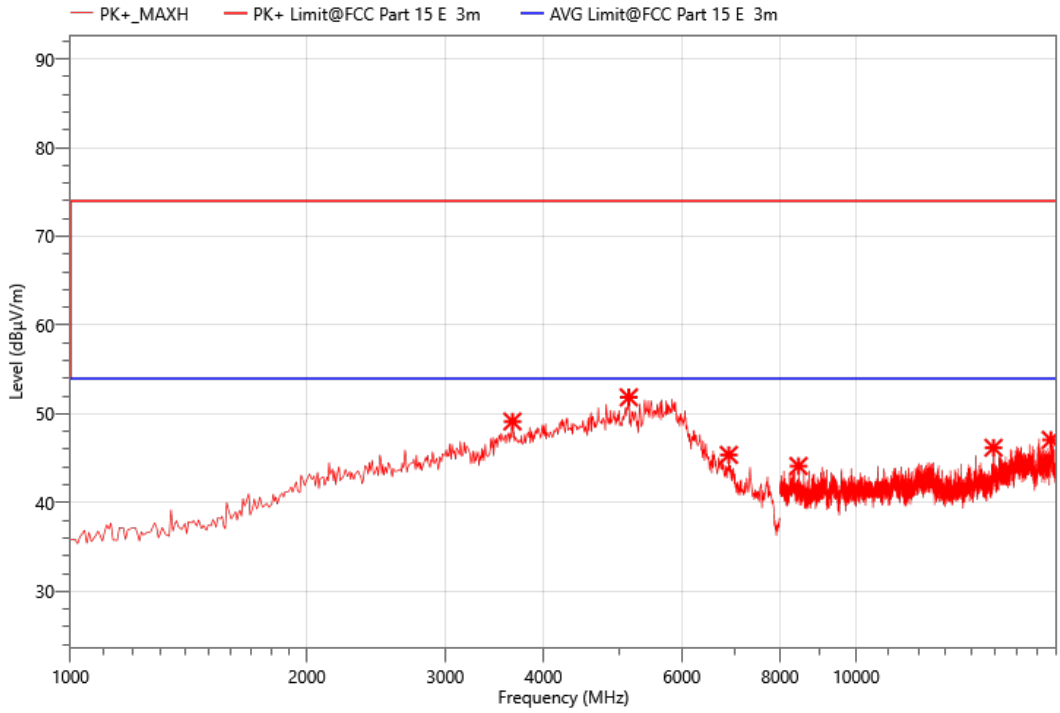

Critical_Freqs

No.	Freq. (MHz)	Reading (dBµV)	Corr. (dB)	Meas. (dBµV/m)	Limit (dBµV/m)	Margin (dB)	Det.	Pol.
1	3653.000	53.21	-4.07	49.14	74.00	24.86	PK+	H
2	5137.000	52.18	-0.32	51.86	74.00	22.14	PK+	H
3	6887.000	45.88	-0.51	45.37	74.00	28.63	PK+	H
4	8447.000	51.78	-7.66	44.12	74.00	29.88	PK+	H
5	14957.000	48.56	-2.38	46.18	74.00	27.82	PK+	H
6	17692.000	47.48	-0.41	47.07	74.00	26.93	PK+	H

DateTime: 2024-01-25 22:08:45

Mode:	5G WIFI TX 5200 1-18G
Power:	DC 5V
TE:	Vier
Date:	2024-01-25
Humiture:	24℃ 55%
Barometric Pessure	101.5

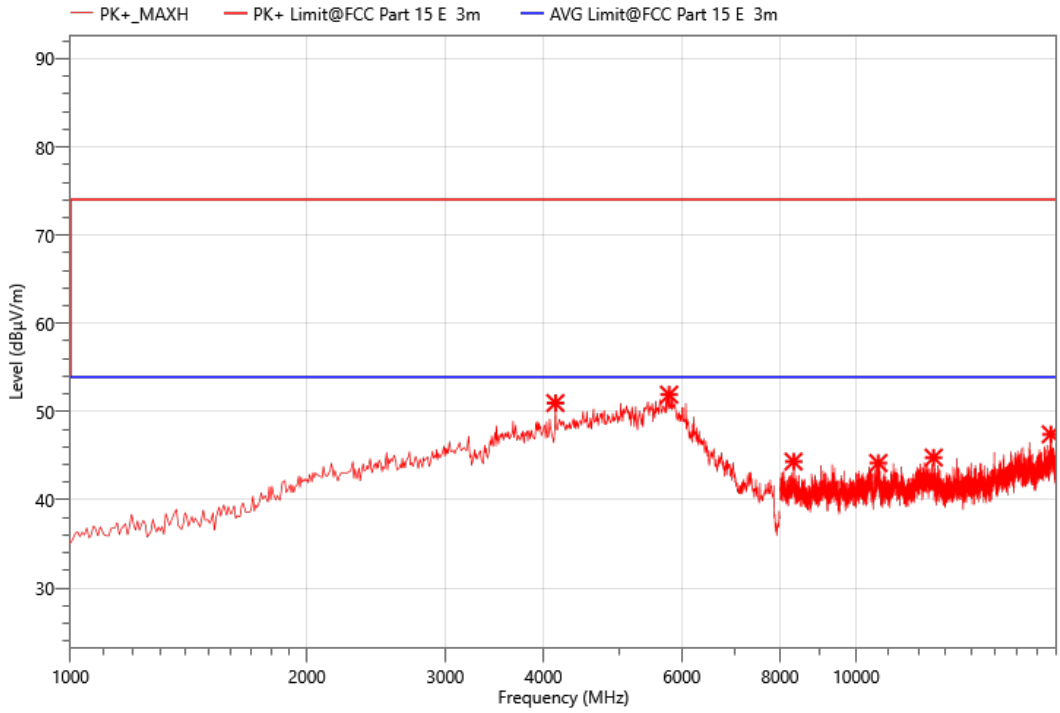

Critical_Freqs

No.	Freq. (MHz)	Reading (dBµV)	Corr. (dB)	Meas. (dBµV/m)	Limit (dBµV/m)	Margin (dB)	Det.	Pol.
1	4143.000	54.20	-3.23	50.97	74.00	23.03	PK+	V
2	5781.000	52.28	-0.36	51.92	74.00	22.08	PK+	V
3	8326.000	51.75	-7.41	44.34	74.00	29.66	PK+	V
4	10672.000	48.61	-4.44	44.17	74.00	29.83	PK+	V
5	12552.000	48.50	-3.71	44.79	74.00	29.21	PK+	V
6	17692.000	47.84	-0.41	47.43	74.00	26.57	PK+	V

DateTime: 2024-01-25 22:07:09

Mode:	5G WIFI TX 5240 1-18G
Power:	DC 5V
TE:	Vier
Date:	2024-01-25
Humiture:	24℃ 55%
Barometric Pessure	101.5

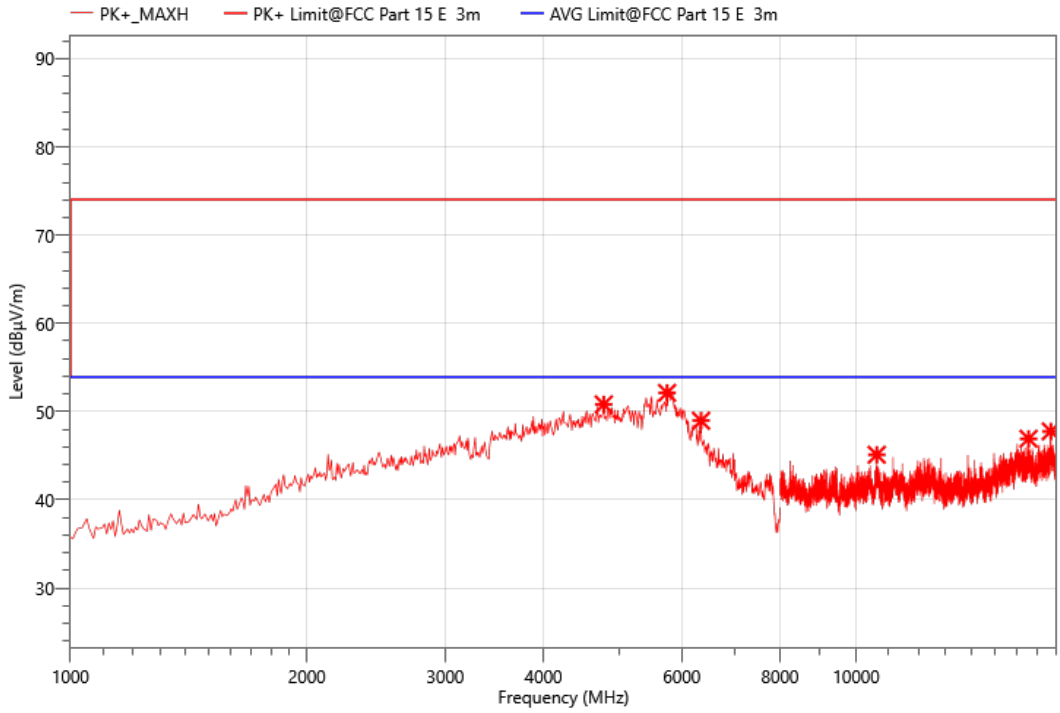

Critical_Freqs

No.	Freq. (MHz)	Reading (dBµV)	Corr. (dB)	Meas. (dBµV/m)	Limit (dBµV/m)	Margin (dB)	Det.	Pol.
1	4773.000	52.90	-2.08	50.82	74.00	23.18	PK+	V
2	5746.000	52.55	-0.42	52.13	74.00	21.87	PK+	V
3	6348.000	49.66	-0.69	48.97	74.00	25.03	PK+	V
4	10622.000	49.74	-4.63	45.11	74.00	28.89	PK+	V
5	16574.000	48.24	-1.32	46.92	74.00	27.08	PK+	V
6	17692.000	48.17	-0.41	47.76	74.00	26.24	PK+	V

DateTime: 2024-01-25 22:08:45

Mode:	5G WIFI TX 5240 1-18G
Power:	DC 5V
TE:	Vier
Date:	2024-01-25
Humiture:	24℃ 55%
Barometric Pessure	101.5

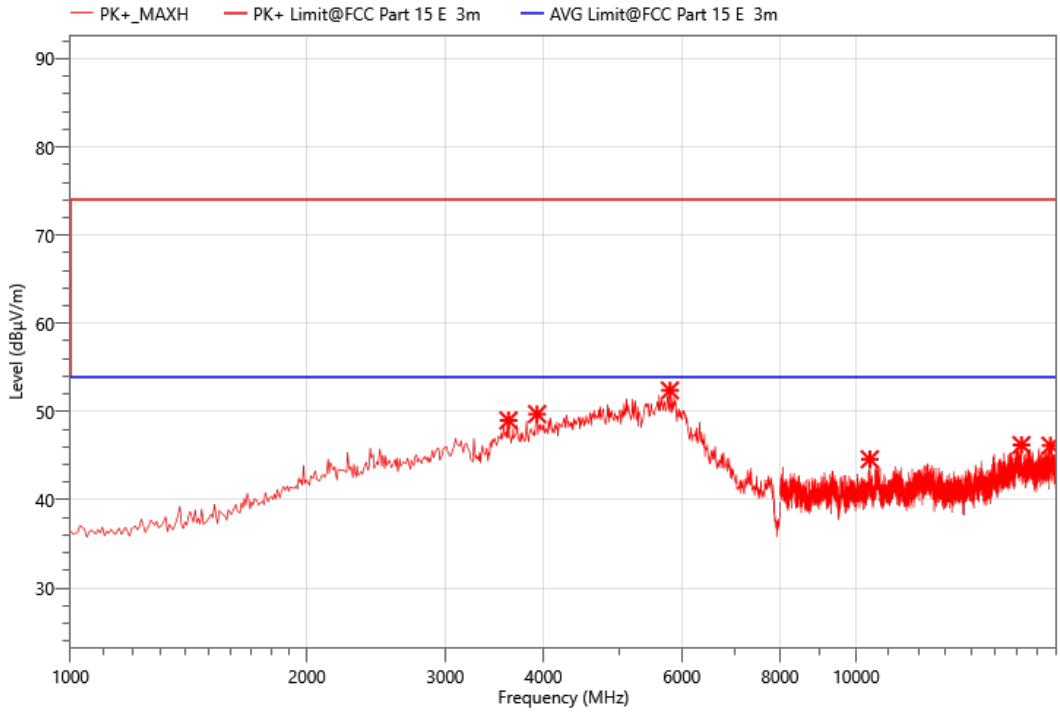

Critical_Freqs

No.	Freq. (MHz)	Reading (dBµV)	Corr. (dB)	Meas. (dBµV/m)	Limit (dBµV/m)	Margin (dB)	Det.	Pol.
1	3611.000	52.73	-3.73	49.00	74.00	25.00	PK+	H
2	3926.000	53.21	-3.49	49.72	74.00	24.28	PK+	H
3	5795.000	52.94	-0.54	52.40	74.00	21.60	PK+	H
4	10408.000	50.02	-5.42	44.60	74.00	29.40	PK+	H
5	16235.000	47.51	-1.29	46.22	74.00	27.78	PK+	H
6	17679.000	46.55	-0.4	46.15	74.00	27.85	PK+	H

No others harmonics emissions are higher than 20 dB below the limits of 47 CFR Part 15.407.

Note: (1) All Readings are Peak Value (VBW=3MHz) and Peak Value (VBW=10Hz).
(2) Emission Level= Reading Level+Probe Factor +Cable Loss.
(3) EIRP[dBm] = E[dBµV/m] + 20 log(d[meters]) - 104.77
d is the measurement distance in 3 meters

Band Edge:

The worst result as bellow:

Mode:	WF-001
Mode:	5.1G WIFI a 5180
Power:	DC 5V
TE:	Vier
Date	2024/01/25
T/A/P	24℃/55%/101Kpa

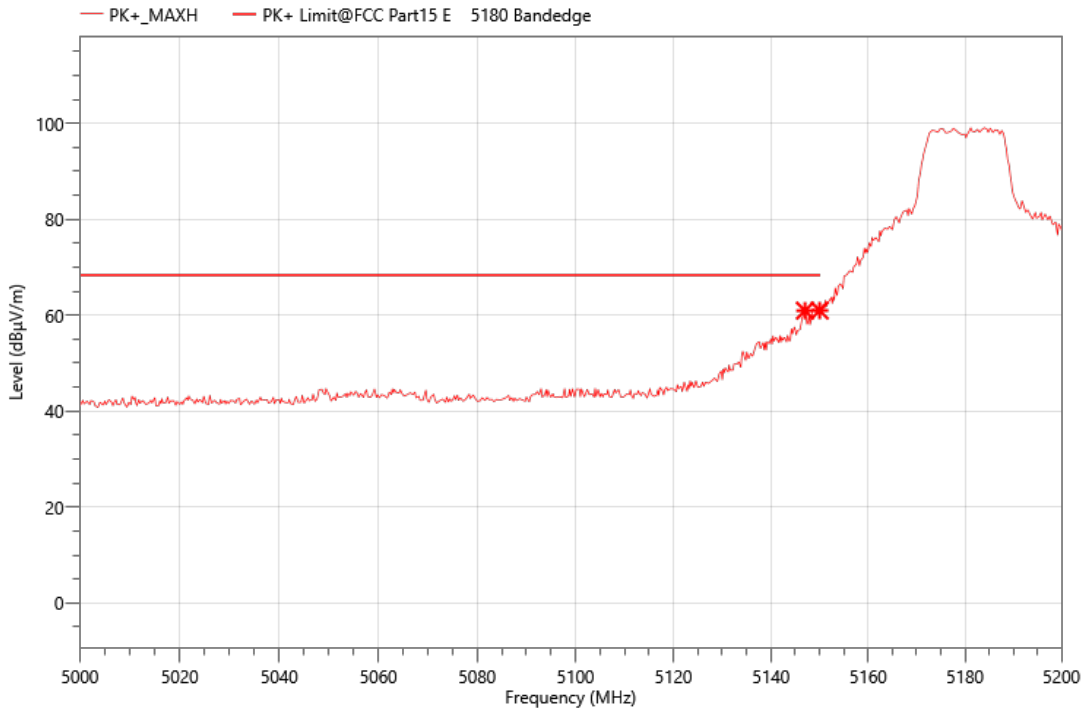

Critical_Freqs

No.	Freq. (MHz)	Reading (dBµV)	Corr. (dB)	Meas. (dBµV/m)	Limit (dBµV/m)	Margin (dB)	Det.	Pol.
1	5147.000	71.83	-10.87	60.96	68.20	7.24	PK+	V
2	5150.000	71.81	-10.84	60.97	68.20	7.23	PK+	V

Mode:	WF-001
Mode:	5.1G WIFI a 5180
Power:	DC 5V
TE:	Vier
Date	2024/01/25
T/A/P	24℃/55%/101Kpa

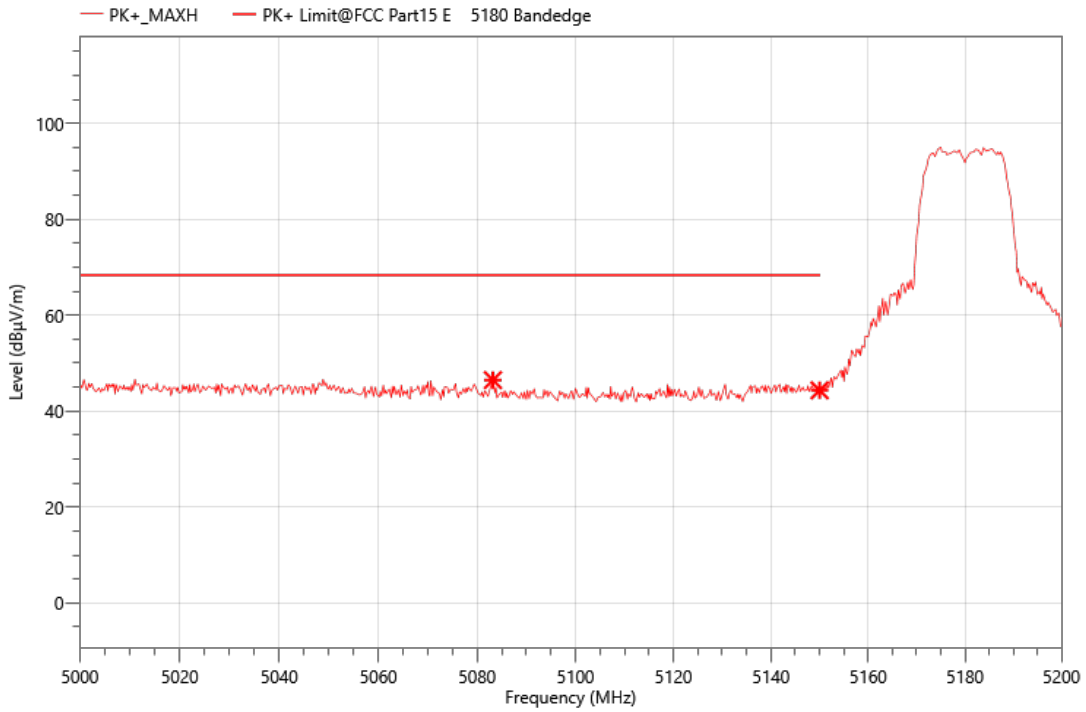

Critical_Freqs

No.	Freq. (MHz)	Reading (dBµV)	Corr. (dB)	Meas. (dBµV/m)	Limit (dBµV/m)	Margin (dB)	Det.	Pol.
1	5083.200	57.14	-10.66	46.48	68.20	21.72	PK+	H
2	5150.000	55.19	-10.84	44.35	68.20	23.85	PK+	H

Mode:	WF-001
Mode:	5.1G WIFI a 5240
Power:	DC 5V
TE:	Vier
Date	2024/01/25
T/A/P	25℃/55%/101Kpa

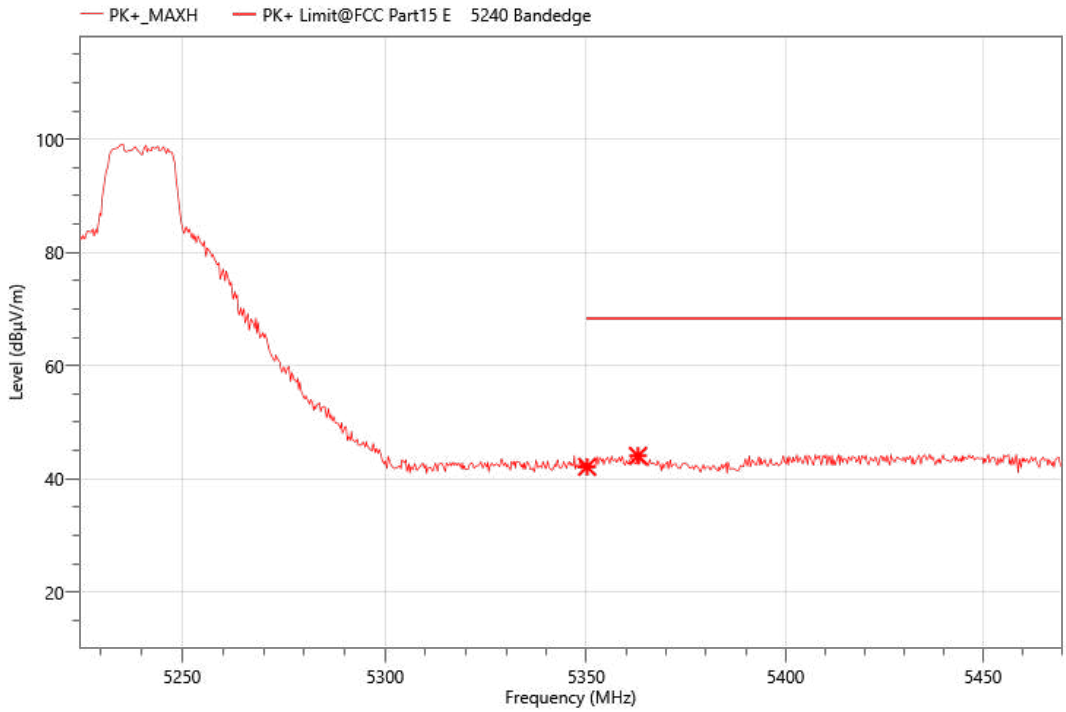

Critical_Freqs

No.	Freq. (MHz)	Reading (dBµV)	Corr. (dB)	Meas. (dBµV/m)	Limit (dBµV/m)	Margin (dB)	Det.	Pol.
1	5350.195	52.13	-10.02	42.11	68.20	26.09	PK+	V
2	5362.935	53.85	-9.8	44.05	68.20	24.15	PK+	V

Mode:	WF-001
Mode:	5.1G WIFI a 5240
Power:	DC 5V
TE:	Vier
Date	2024/01/25
T/A/P	25℃/55%/101Kpa

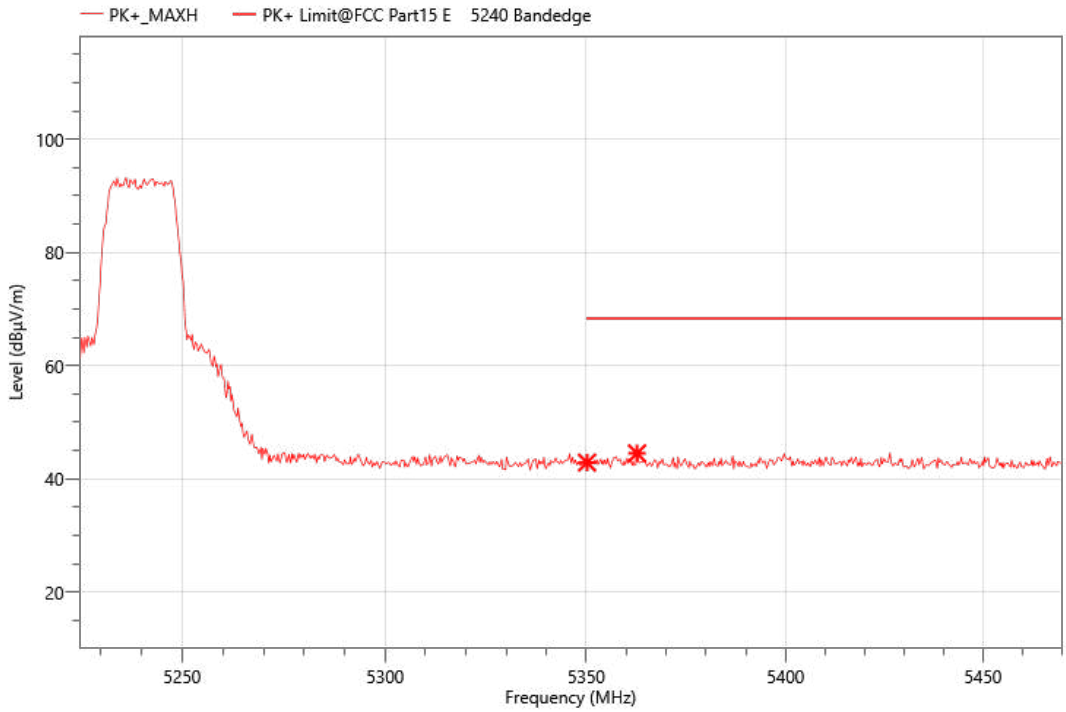

Critical_Freqs

No.	Freq. (MHz)	Reading (dBµV)	Corr. (dB)	Meas. (dBµV/m)	Limit (dBµV/m)	Margin (dB)	Det.	Pol.
1	5350.195	52.89	-10.02	42.87	68.20	25.33	PK+	H
2	5362.690	54.31	-9.8	44.51	68.20	23.69	PK+	H