User Manual

Bluetooth Remote Control

Suitable for Smartphones

Newmowa®

Identifying the parts

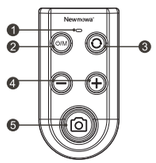

1. LED Power Indicator
2. Power ON/OFF Mode Switching
3. Lens Switching Button
4. Lens Zoom Button
5. Shutter and video button

Specifications

Model: MP02
Name: Detachable Bluetooth Selfie Stick
Wireless Type: Bluetooth 5.0
Receiving Distance: 15 m
Battery Capacity: 3.7V 60mAh
TYPE-C Charging: 5V
Material: Plastic
Dimensions: 47.3*25*10mm
Weight: about 9g
Functions: Take photos, recording video, zoom, lens switching and other functions

Features

- It can remotely control the mobile phone shooting, video recording, zoom, lens switching and other functions.
- Rechargeable Bluetooth remote control for convenient charging and recycling.

Buttons and Pairing Instructions

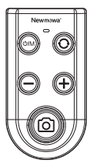

Lens Zoom Button
Lens can zoom

Shutter and video button
Press to start shutter taking photos and video recording,press again to end the shutter or recording

Power ON/OFF / Mode Switching
Power On/Off Button: Long press for three seconds to turn the power on or off.
Mode Switching Button: Switch between Zoom in Photo mode or Zoom in Video mode.

Lens Switching Button
to switch front-facing lens or rear-facing lens

When pairing, the phone can search for Bluetooth name "MP02"

LED Indicator Instruction

1. After turning on, the blue light flashes. After connecting and pairing, the blue light stays on for a long time.

2. Not connected or not operating when connected to the phone, the Bluetooth remote control will automatically shut down after five minutes.

Charging light indication:

The RED light stays on when charging, and the GREEN light stays on when fully charged

Bluetooth Connection

Open Bluetooth settings on your phone, search and connect the Bluetooth device name "MP02" . After connected and paired successfully, the blue light stays on.

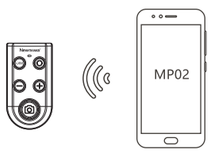

FCC Caution :
This device complies with part 15 of the FCC Rules. Operation is subject to the following two conditions:
(1) This device may not cause harmful interference, and
(2)this device must accept any interference received, including interference that maycause undesired operation.

Any Changes or modifications not expressly approved by the party responsible forcompliance could void the user's authority to operate the equipment.

Note: This equipment has been tested and found to comply with the limits for a Class B digital device, pursuant to part 15 of the FCC Rules. These limits are designed to provide reasonable protection against harmful interference in a residential installation.This equipment generates uses and can radiate radio frequency energy and, if not installed and used in accordance with the instructions, may cause harmful interference to radio communications. However, there is no guarantee that interference will not occur in a particular installation.
If this equipment does cause harmful interference to radio or television reception, which can be determined by turning the equipment off and on, the user is encouraged to try to correct the interference by one or more of the following measures:
-Reorient or relocate the receiving antenna.
-Increase the separation between the equipment and receiver.
-Connect the equipment into an outlet on a circuit different from that to which thereceiver is connected.
-Consult the dealer or an experienced radio/TV technician for help.

The device has been evaluated to meet general RF exposure requirement. The devicecan be used in portable exposure condition without restriction.

Warranty

Newmowa provides customers with warranty of 12 MONTHS from the date of purchase.

Find us on amazon:
Newmowa

: service@newmowa.com
: www.facebook.com/newmowa
: www. newmowa. com