n20 2412MHz Ant1 Ref

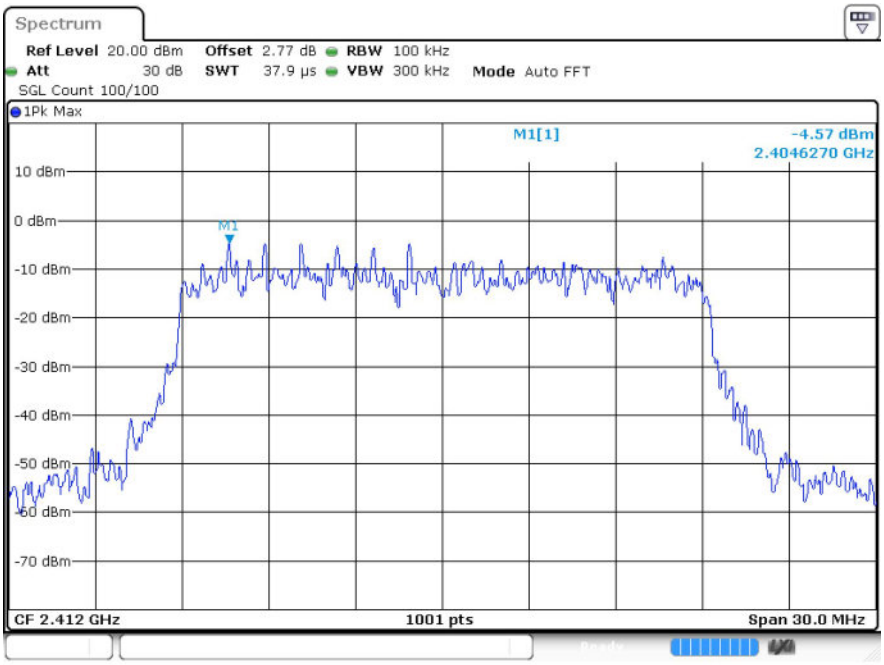

n20 2412MHz Ant1 Emission

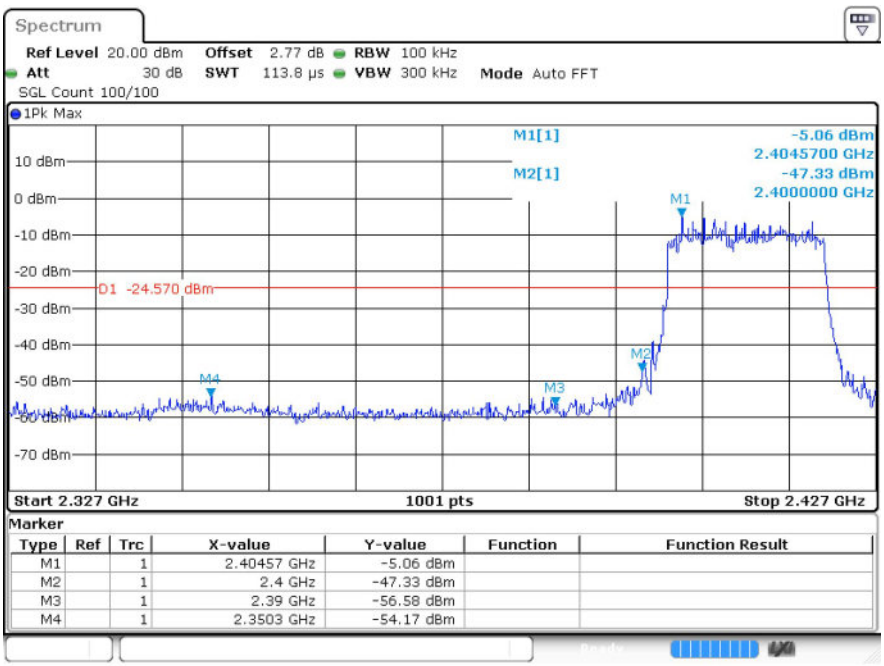

Type	Ref	Trc	X-value	Y-value	Function	Function Result
M1		1	2.40457 GHz	-5.06 dBm		
M2		1	2.4 GHz	-47.33 dBm		
M3		1	2.39 GHz	-56.58 dBm		
M4		1	2.3503 GHz	-54.17 dBm		

n20 2462MHz Ant1 Ref

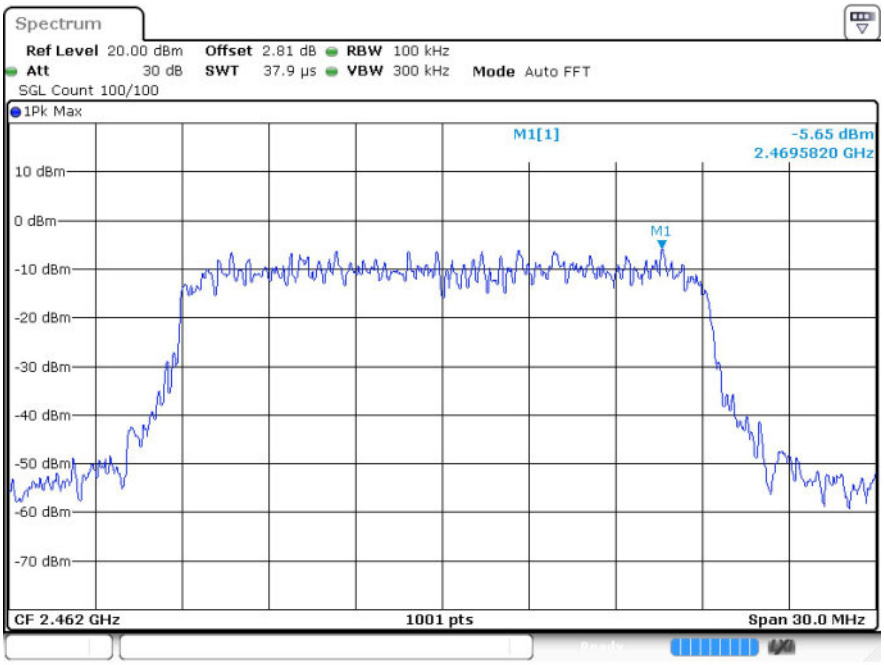

n20 2462MHz Ant1 Emission

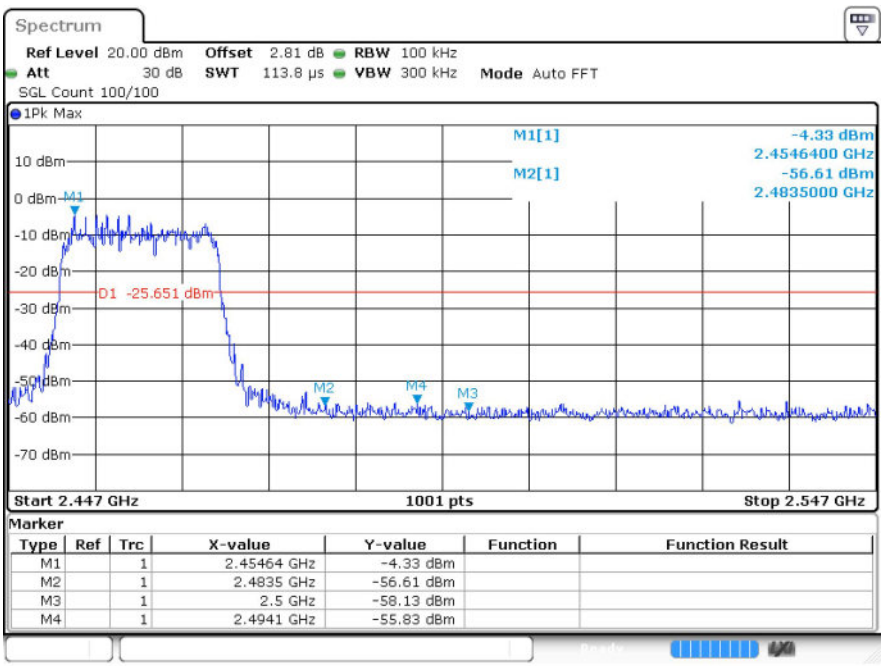

Marker

Type	Ref	Trc	X-value	Y-value	Function	Function Result
M1		1	2.45464 GHz	-4.33 dBm		
M2		1	2.4835 GHz	-56.61 dBm		
M3		1	2.5 GHz	-58.13 dBm		
M4		1	2.4941 GHz	-55.83 dBm		

n40 2422MHz Ant1 Ref

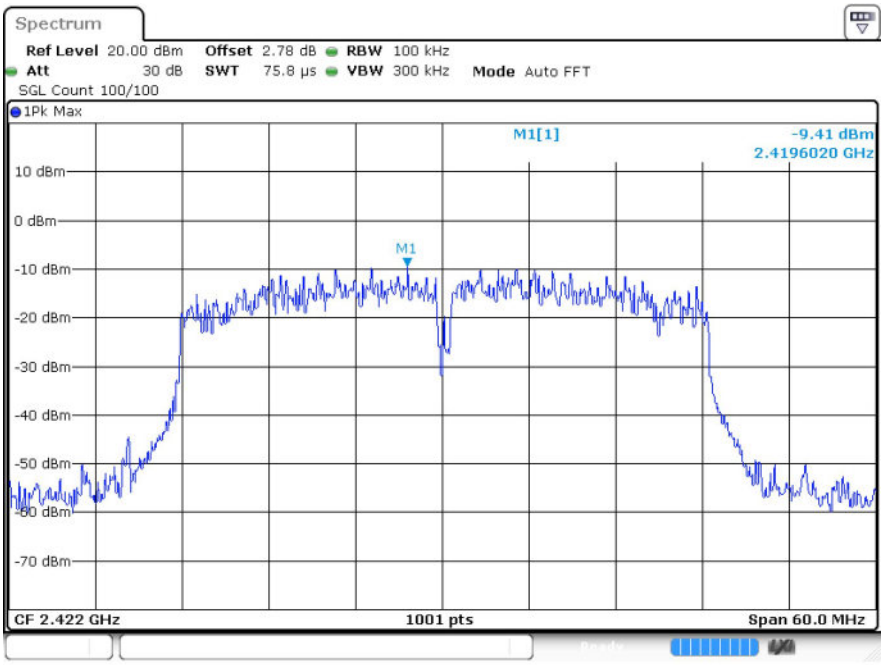

n40 2422MHz Ant1 Emission

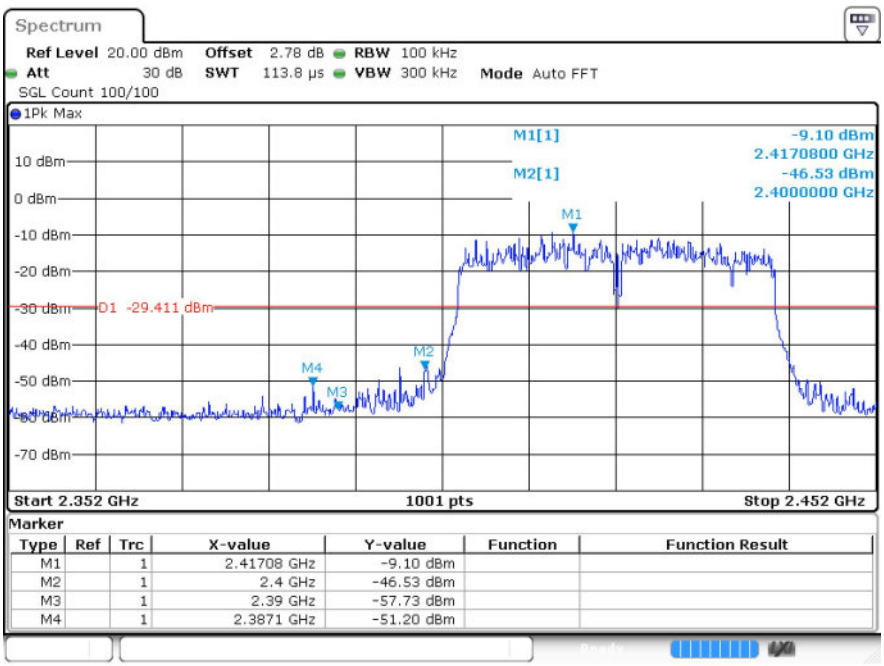

Marker

Type	Ref	Trc	X-value	Y-value	Function	Function Result
M1		1	2.41708 GHz	-9.10 dBm		
M2		1	2.4 GHz	-46.53 dBm		
M3		1	2.39 GHz	-57.73 dBm		
M4		1	2.3871 GHz	-51.20 dBm		

n40 2452MHz Ant1 Ref

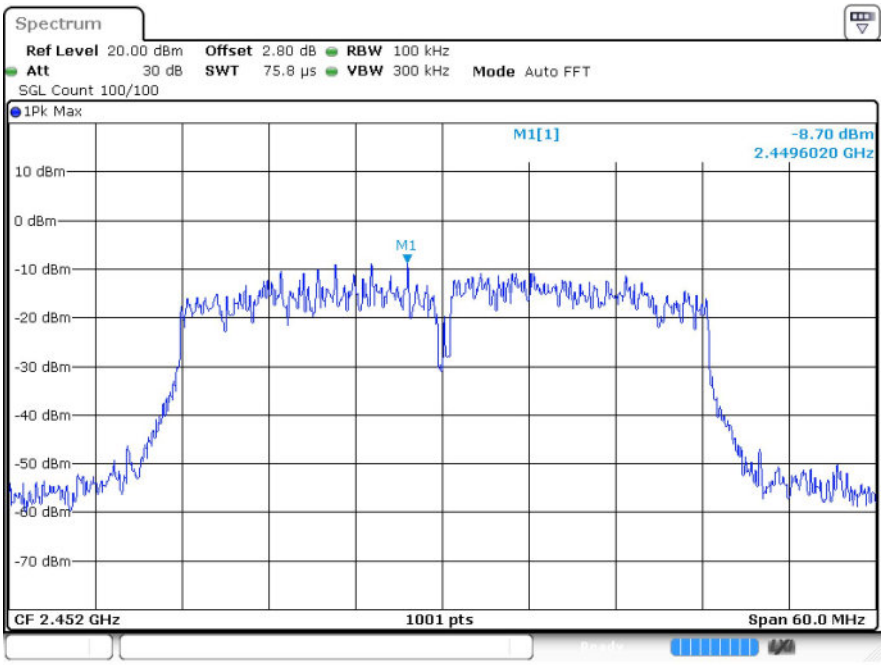

n40 2452MHz Ant1 Emission

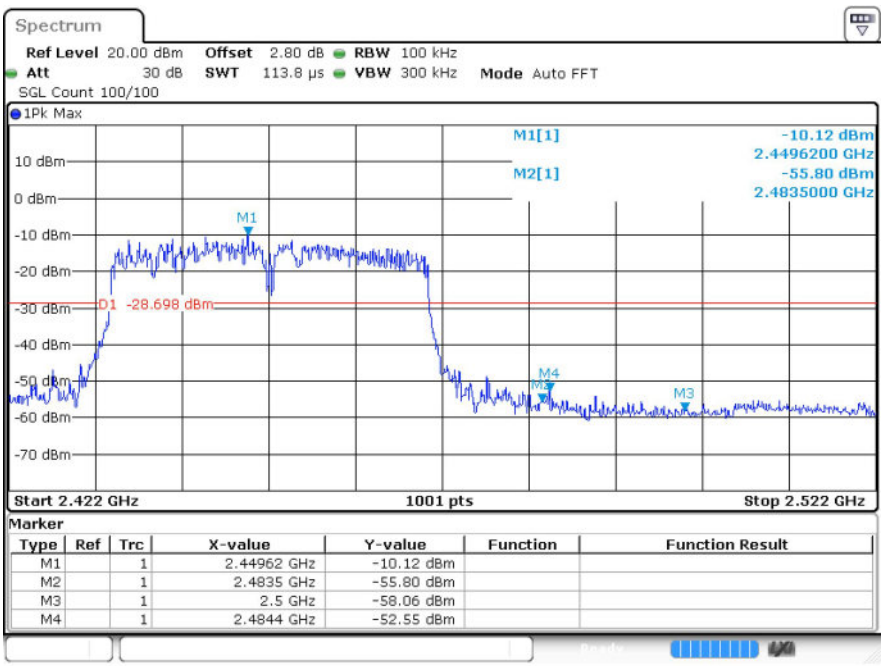

Marker

Type	Ref	Trc	X-value	Y-value	Function	Function Result
M1		1	2.44962 GHz	-10.12 dBm		
M2		1	2.4835 GHz	-55.80 dBm		
M3		1	2.5 GHz	-58.06 dBm		
M4		1	2.4844 GHz	-52.55 dBm		

6 Conducted RF Spurious Emission

6.1 Test Result

Mode	Frequency (MHz)	Antenna	Max Value (dBc)	Limit (dBc)	Verdict
b	2412	Ant1	-39.15	-20	Pass
b	2437	Ant1	-38.88	-20	Pass
b	2462	Ant1	-39.28	-20	Pass
g	2412	Ant1	-35.76	-20	Pass
g	2437	Ant1	-38.58	-20	Pass
g	2462	Ant1	-38.55	-20	Pass
n20	2412	Ant1	-36.26	-20	Pass
n20	2437	Ant1	-38.46	-20	Pass
n20	2462	Ant1	-38.77	-20	Pass
n40	2422	Ant1	-34.57	-20	Pass
n40	2437	Ant1	-35.08	-20	Pass
n40	2452	Ant1	-33.84	-20	Pass

6.2 Test Graphs

Test Graphs

b 2412MHz Ant1 Ref

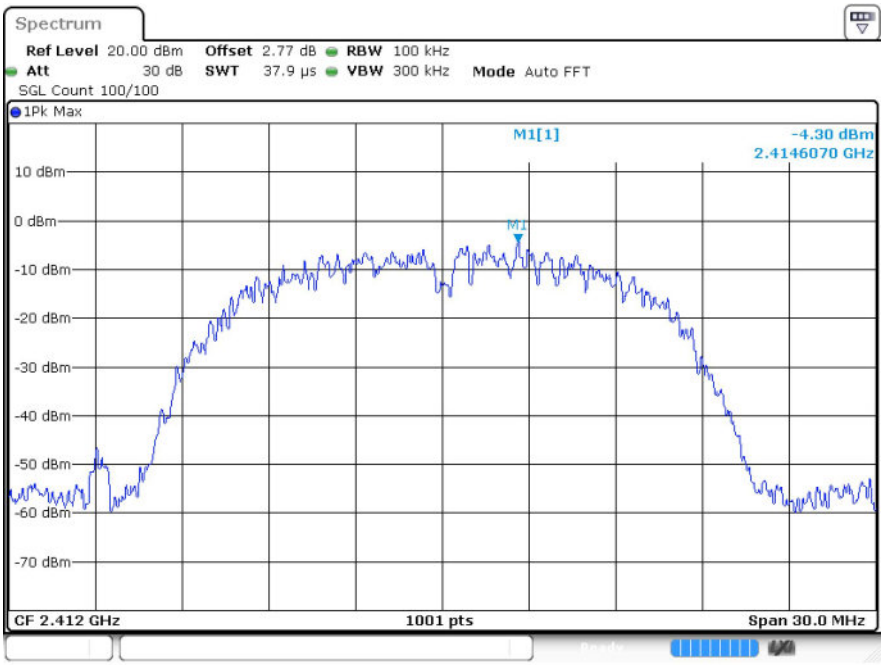

b 2412MHz Ant1 Emission

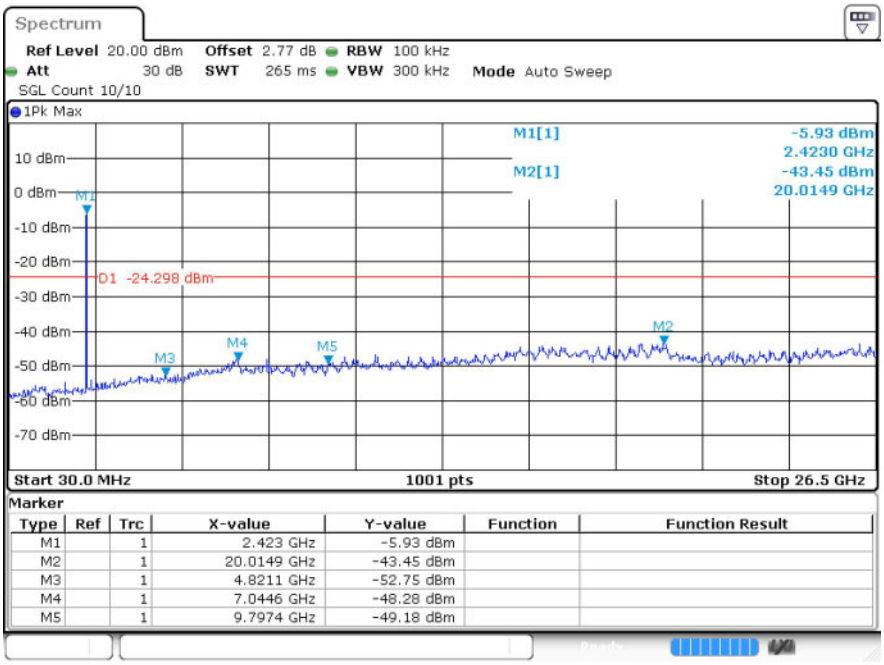

Marker

Type	Ref	Trc	X-value	Y-value	Function	Function Result
M1		1	2.423 GHz	-5.93 dBm		
M2		1	20.0149 GHz	-43.45 dBm		
M3		1	4.8211 GHz	-52.75 dBm		
M4		1	7.0446 GHz	-48.28 dBm		
M5		1	9.7974 GHz	-49.18 dBm		

b 2437MHz Ant1 Ref

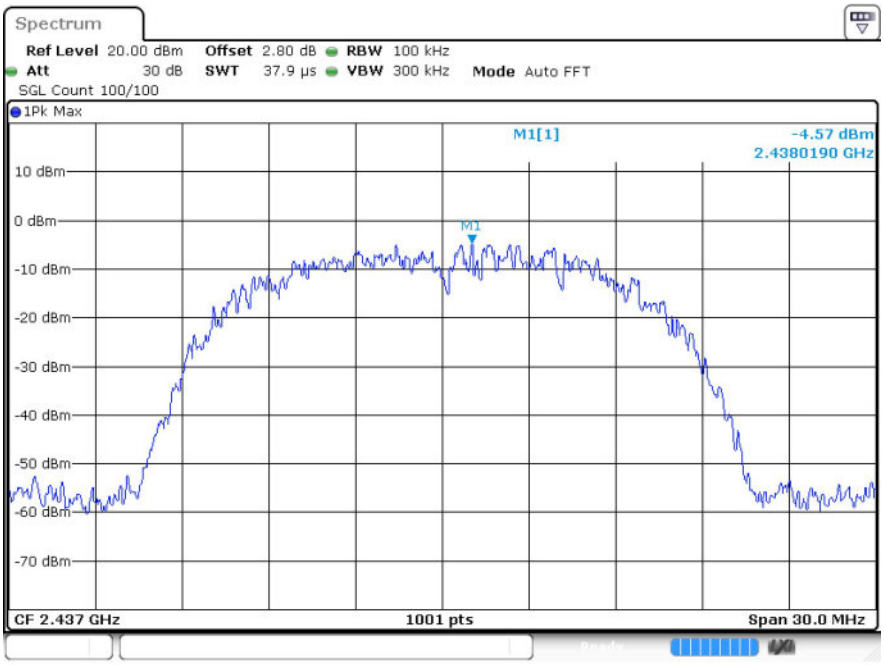

b 2437MHz Ant1 Emission

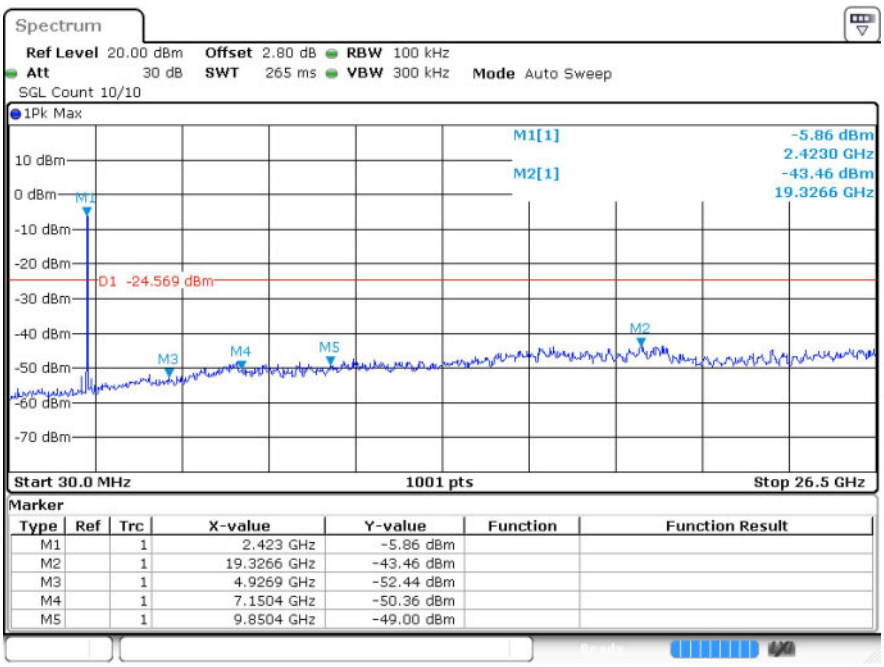

Type	Ref	Trc	X-value	Y-value	Function	Function Result
M1		1	2.423 GHz	-5.86 dBm		
M2		1	19.3266 GHz	-43.46 dBm		
M3		1	4.9269 GHz	-52.44 dBm		
M4		1	7.1504 GHz	-50.36 dBm		
M5		1	9.8504 GHz	-49.00 dBm		

b 2462MHz Ant1 Ref

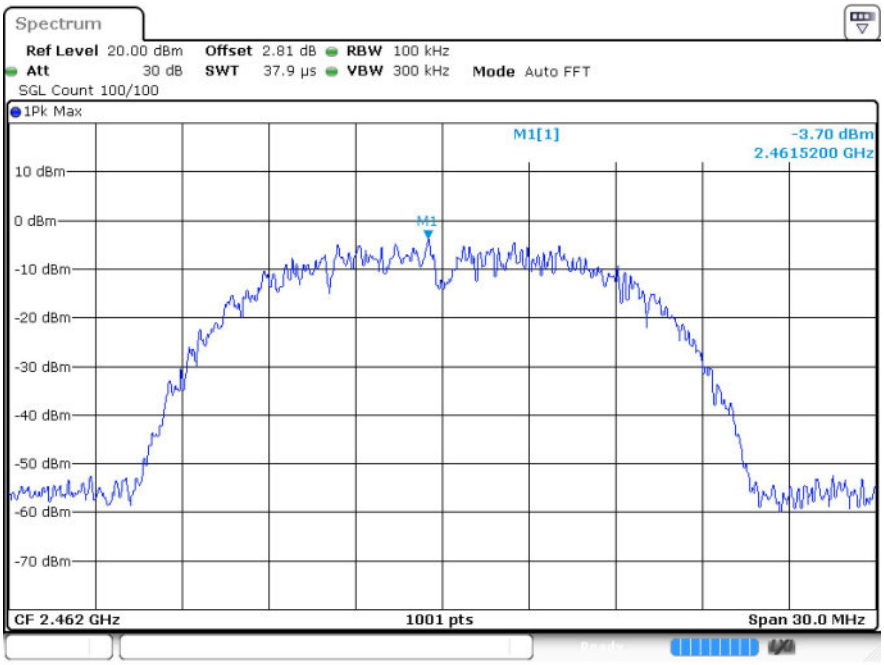

b 2462MHz Ant1 Emission

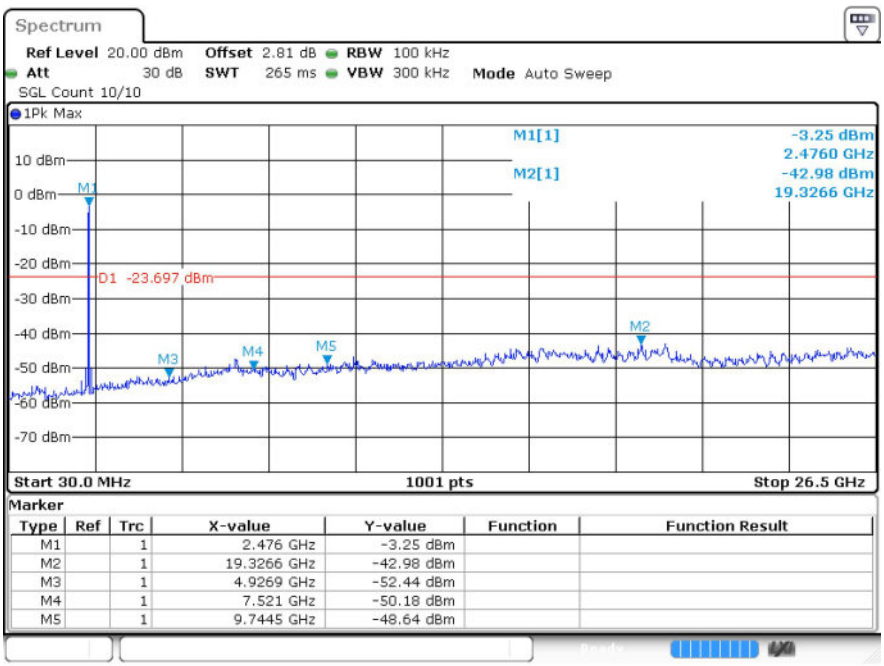

g 2412MHz Ant1 Ref

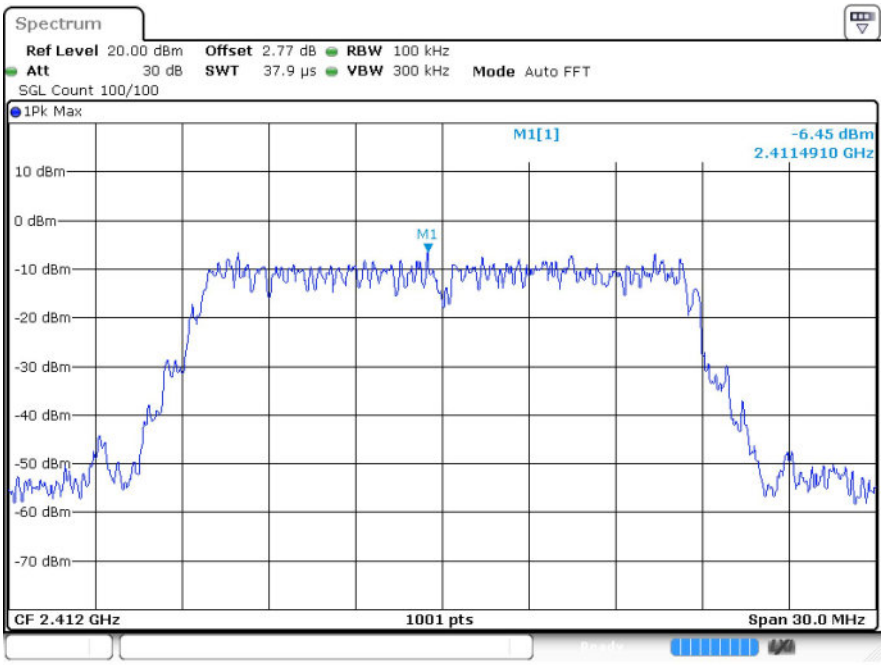

g 2412MHz Ant1 Emission

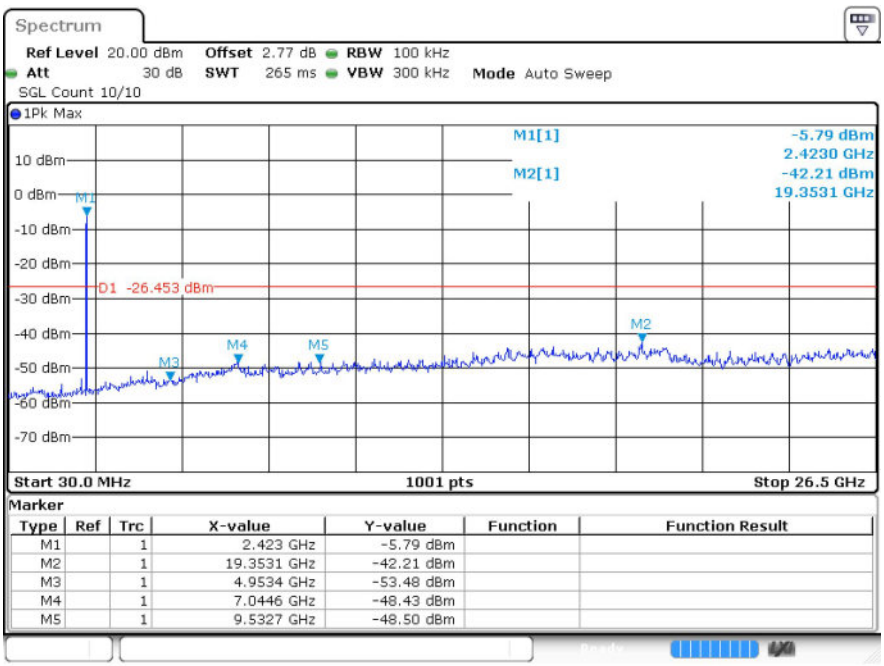

g 2437MHz Ant1 Ref

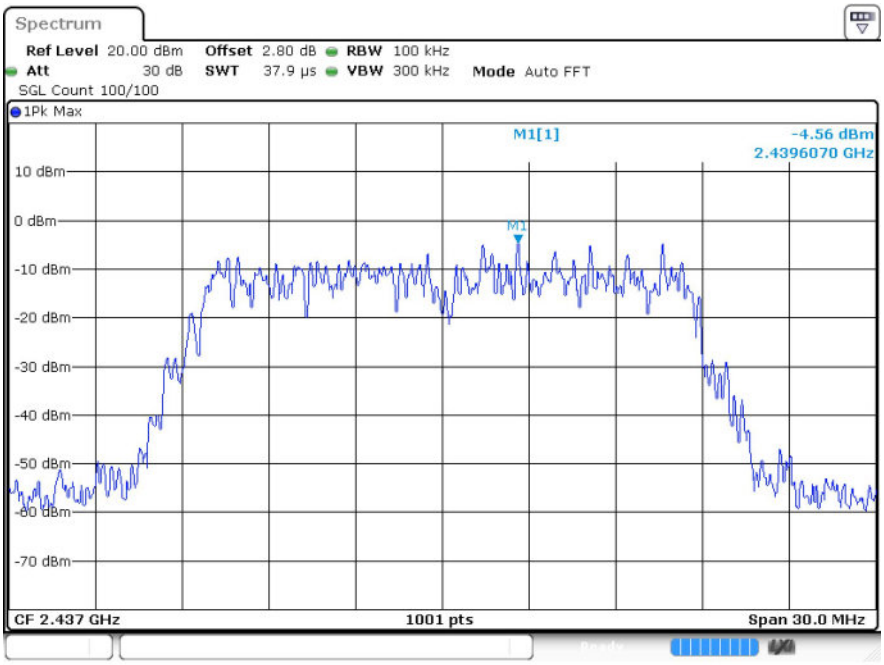

g 2437MHz Ant1 Emission

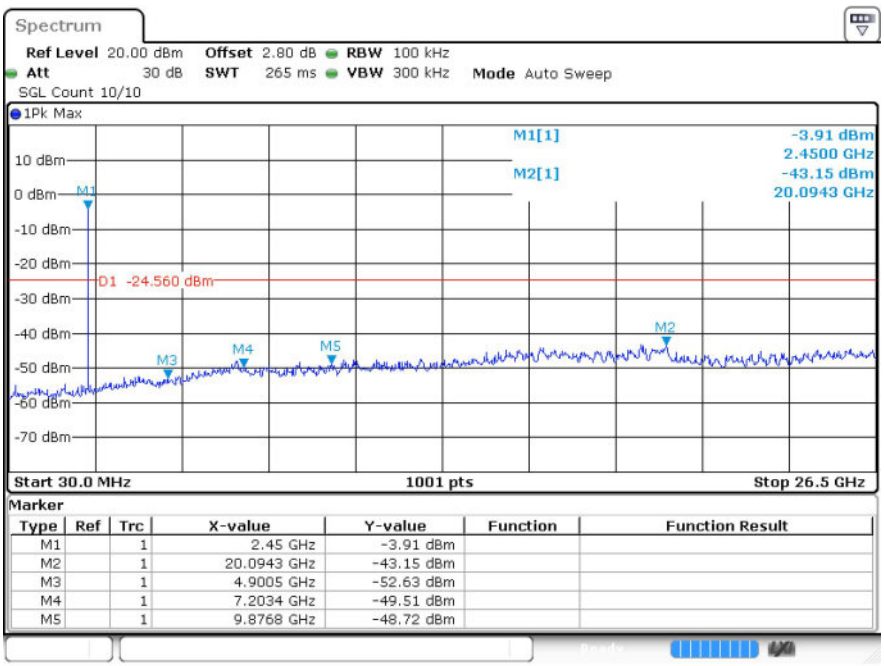

Marker

Type	Ref	Trc	X-value	Y-value	Function	Function Result
M1		1	2.45 GHz	-3.91 dBm		
M2		1	20.0943 GHz	-43.15 dBm		
M3		1	4.9005 GHz	-52.63 dBm		
M4		1	7.2034 GHz	-49.51 dBm		
M5		1	9.8768 GHz	-48.72 dBm		

g 2462MHz Ant1 Ref

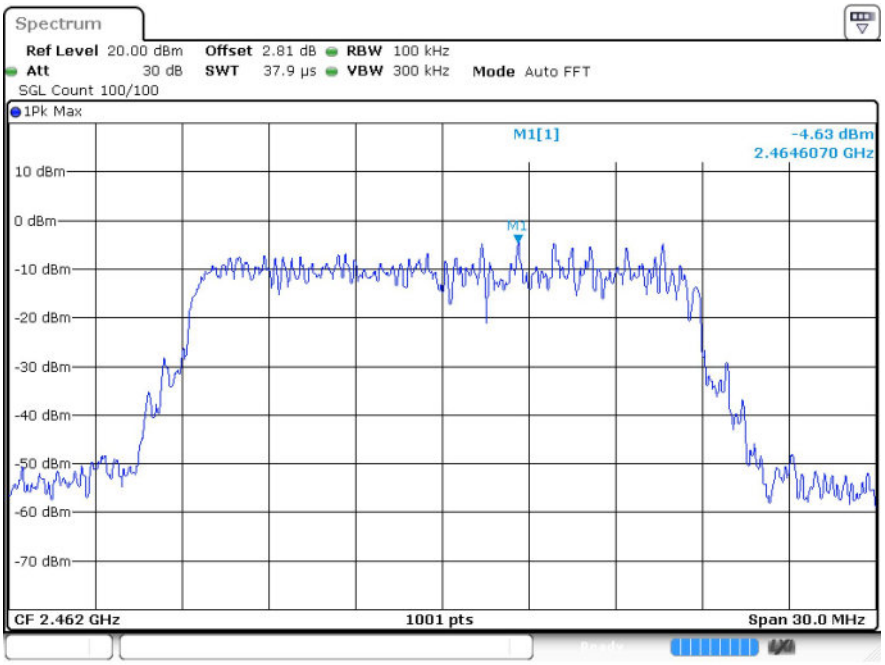

g 2462MHz Ant1 Emission

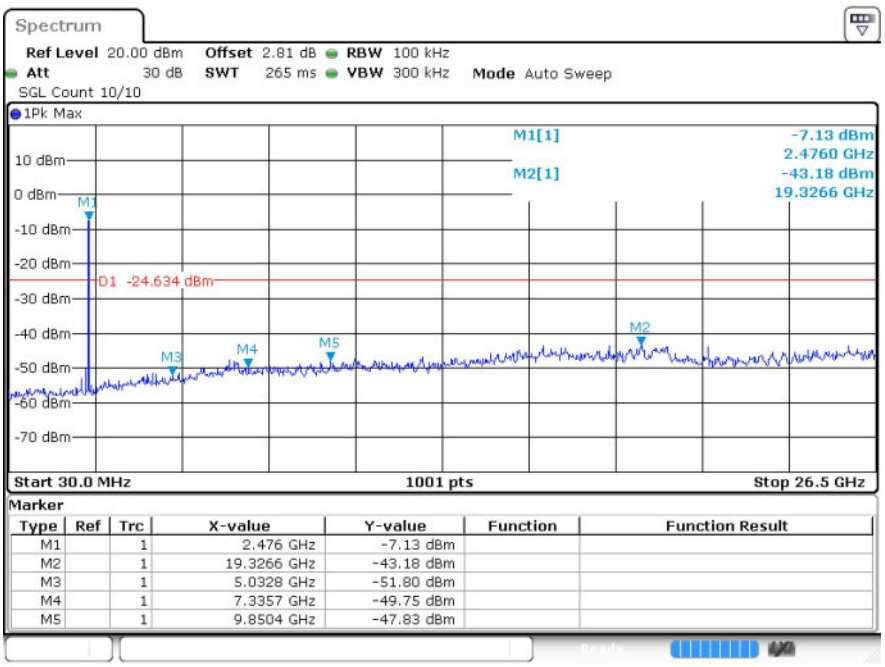

Marker

Type	Ref	Trc	X-value	Y-value	Function	Function Result
M1		1	2.476 GHz	-7.13 dBm		
M2		1	19.3266 GHz	-43.18 dBm		
M3		1	5.0328 GHz	-51.80 dBm		
M4		1	7.3357 GHz	-49.75 dBm		
M5		1	9.8504 GHz	-47.83 dBm		

n20 2412MHz Ant1 Ref

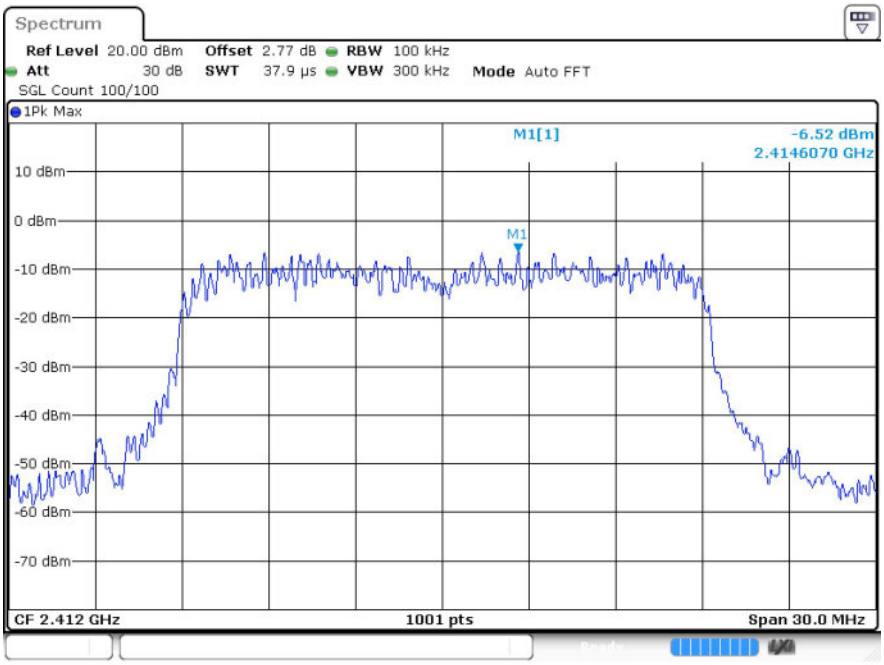

n20 2412MHz Ant1 Emission

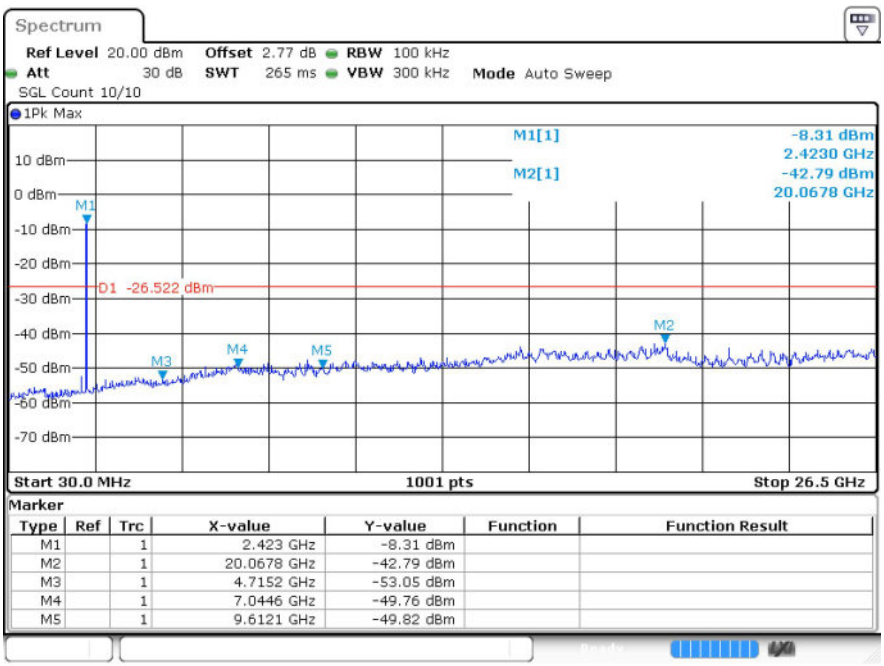

n20 2437MHz Ant1 Ref

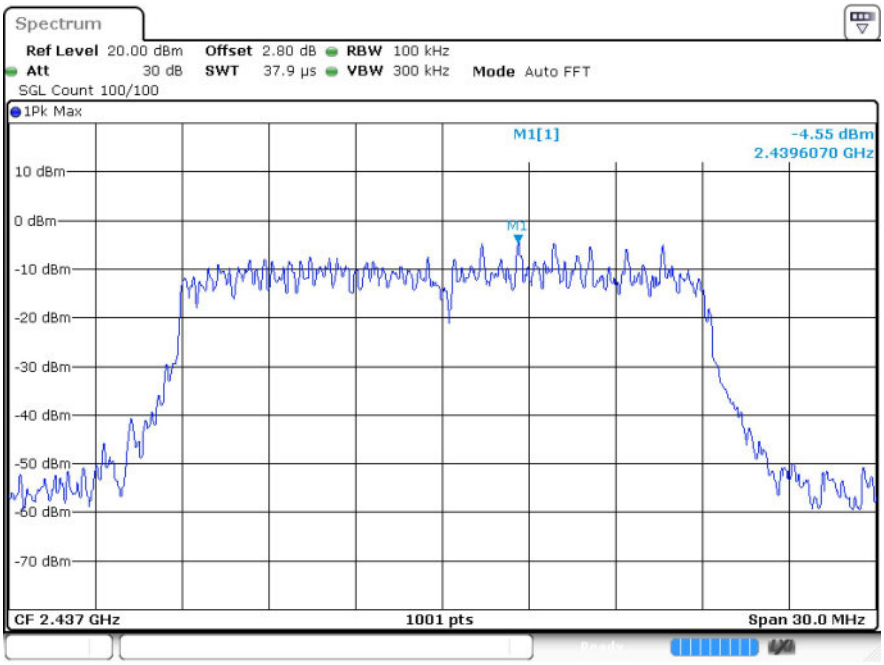

n20 2437MHz Ant1 Emission

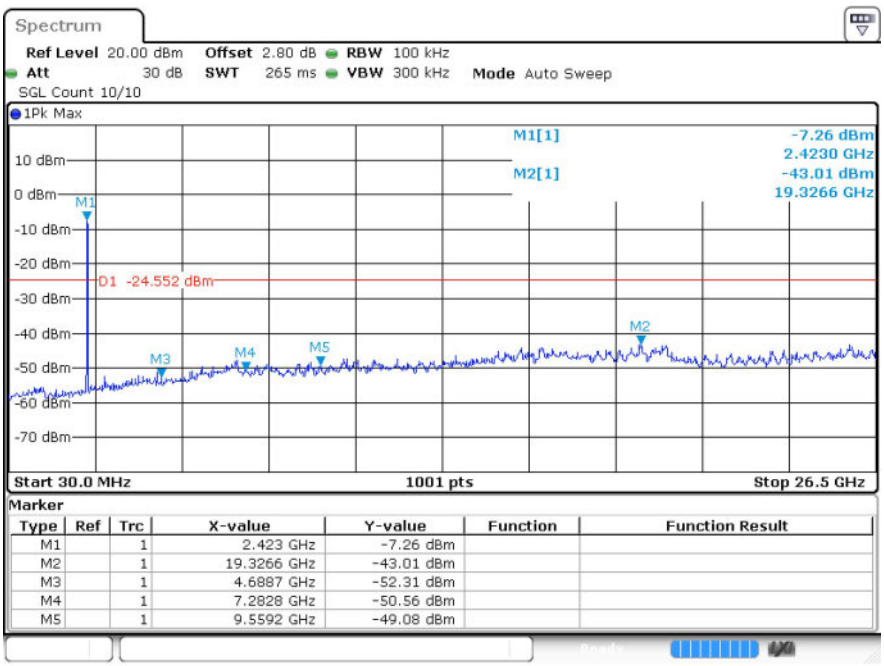

Marker

Type	Ref	Trc	X-value	Y-value	Function	Function Result
M1		1	2.423 GHz	-7.26 dBm		
M2		1	19.3266 GHz	-43.01 dBm		
M3		1	4.6887 GHz	-52.31 dBm		
M4		1	7.2828 GHz	-50.56 dBm		
M5		1	9.5592 GHz	-49.08 dBm		

n20 2462MHz Ant1 Ref

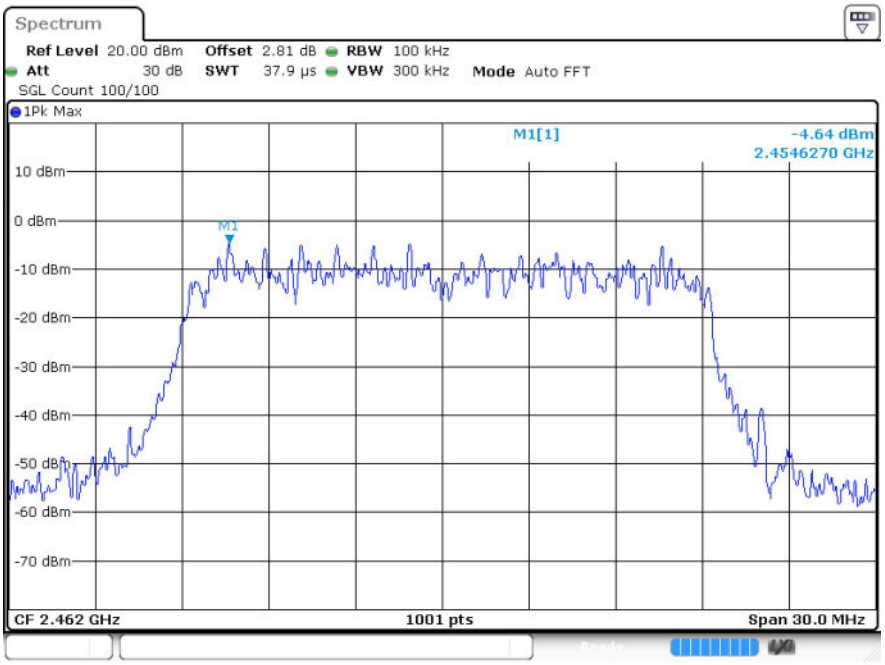

n20 2462MHz Ant1 Emission

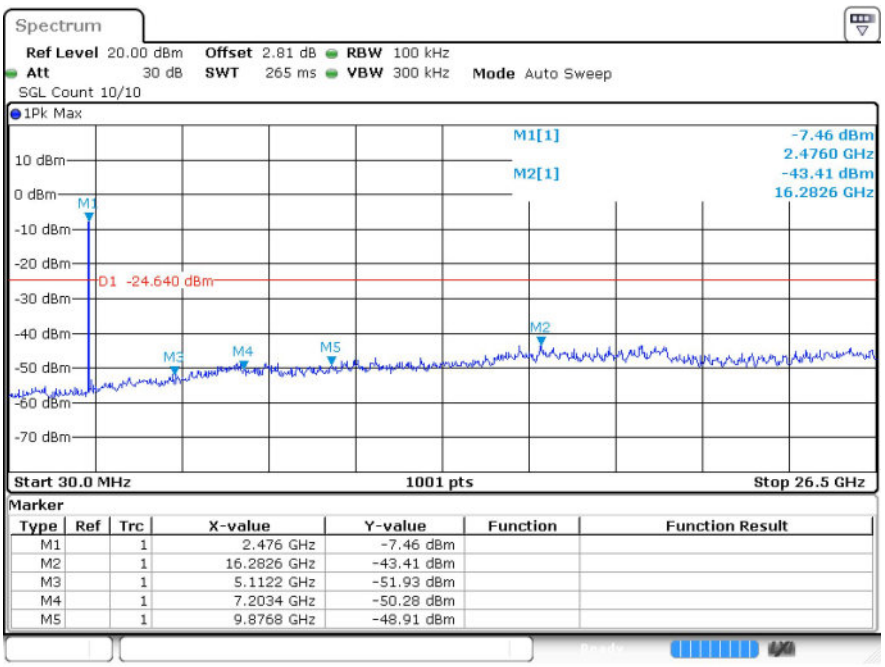

Marker

Type	Ref	Trc	X-value	Y-value	Function	Function Result
M1		1	2.476 GHz	-7.46 dBm		
M2		1	16.2826 GHz	-43.41 dBm		
M3		1	5.1122 GHz	-51.93 dBm		
M4		1	7.2034 GHz	-50.28 dBm		
M5		1	9.8768 GHz	-48.91 dBm		

n40 2422MHz Ant1 Ref

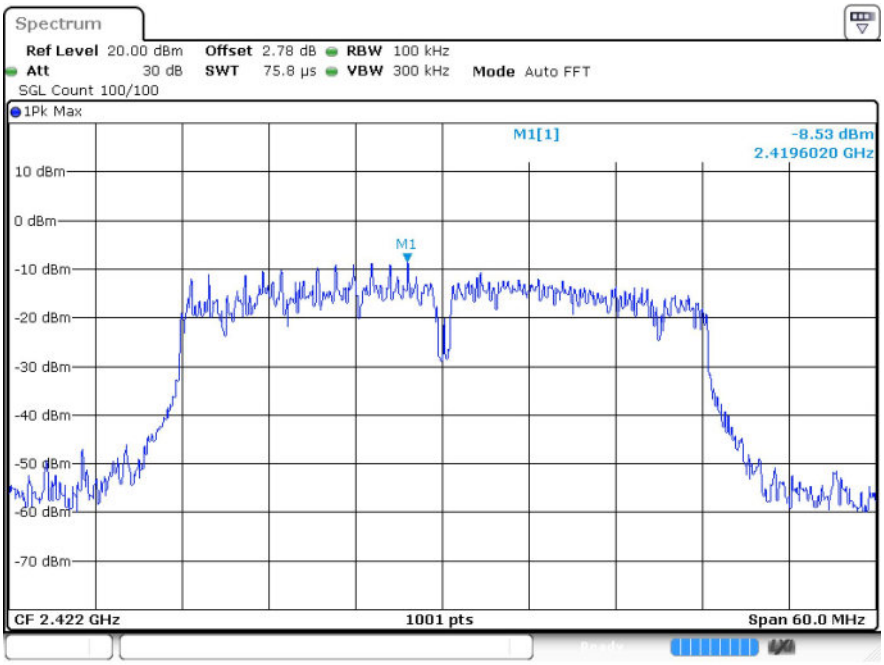

n40 2422MHz Ant1 Emission

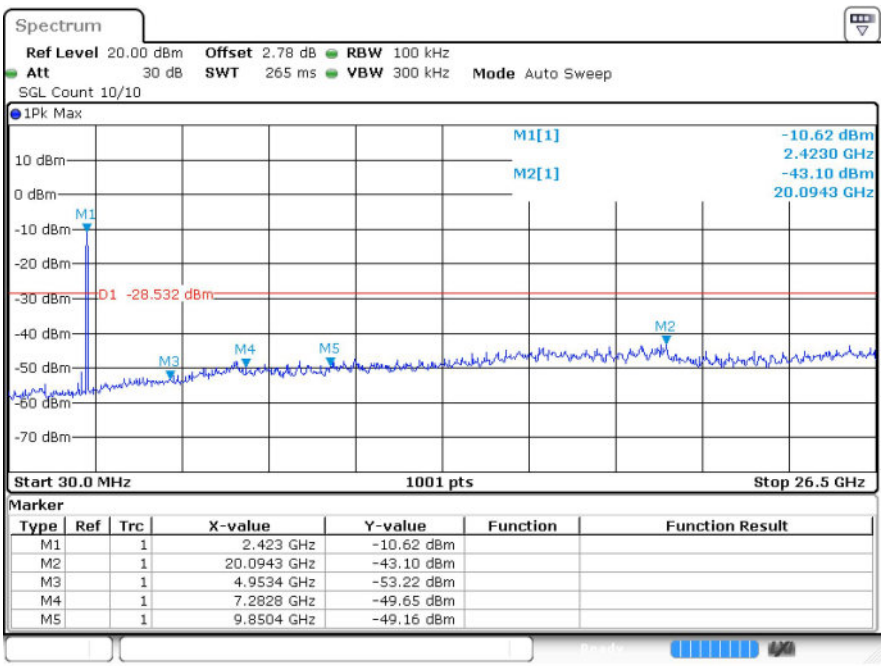

n40 2437MHz Ant1 Ref

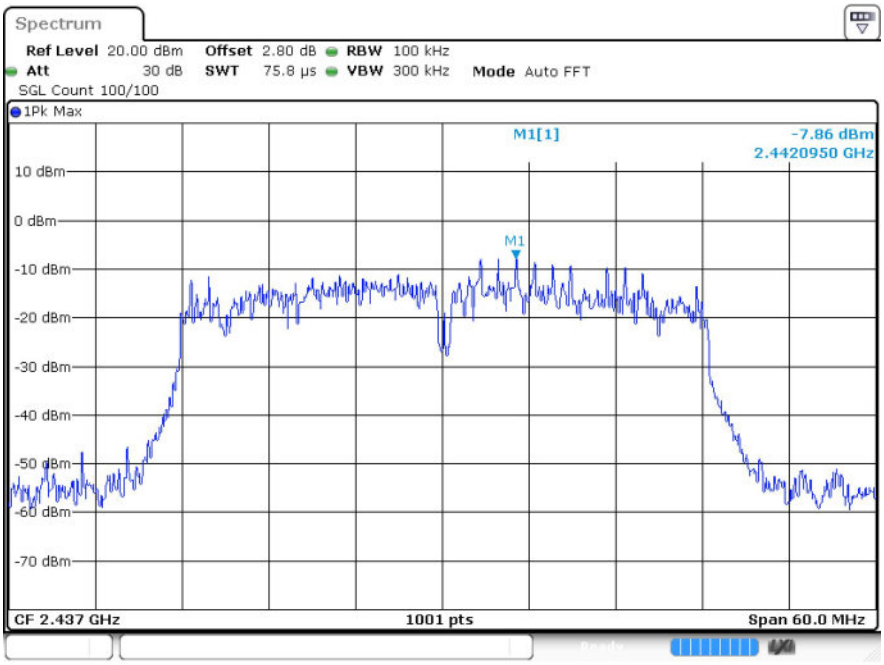

n40 2437MHz Ant1 Emission

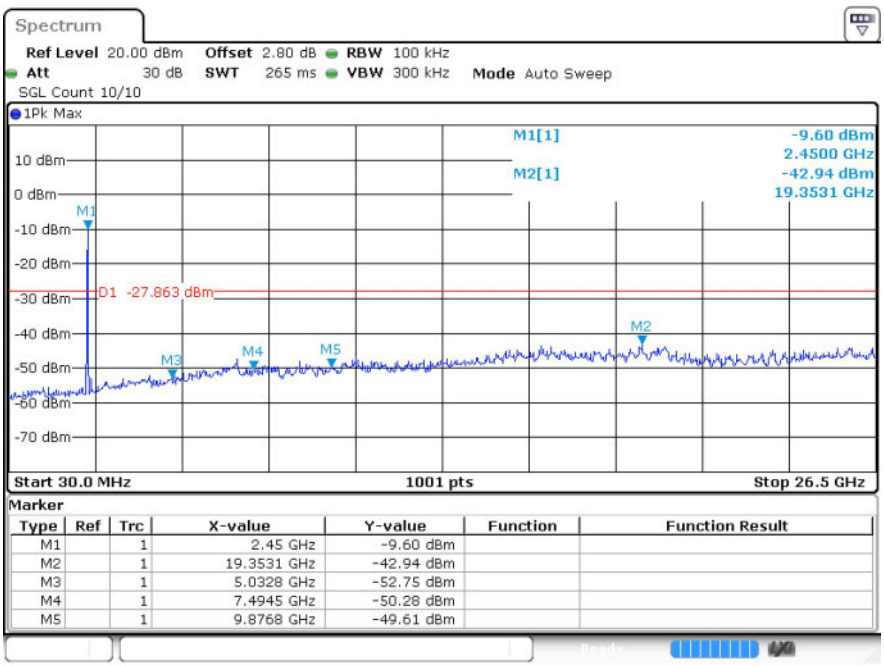

n40 2452MHz Ant1 Ref

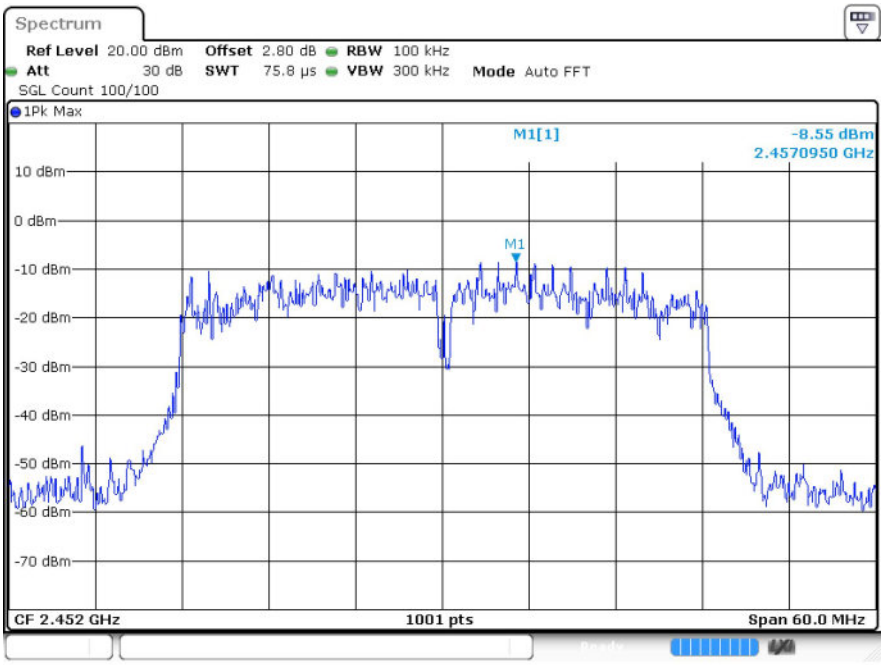

n40 2452MHz Ant1 Emission

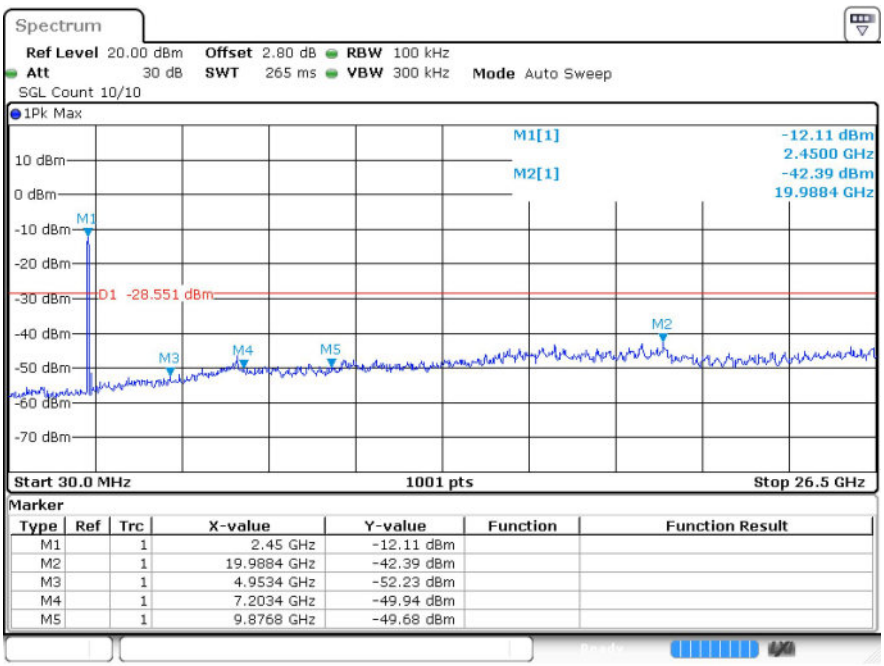

Marker

Type	Ref	Trc	X-value	Y-value	Function	Function Result
M1		1	2.45 GHz	-12.11 dBm		
M2		1	19.9884 GHz	-42.39 dBm		
M3		1	4.9534 GHz	-52.23 dBm		
M4		1	7.2034 GHz	-49.94 dBm		
M5		1	9.8768 GHz	-49.68 dBm		

7 Restrict Band

7.1 Test Result

Mode	Frequency (MHz)	Antenna	Spur Freq (MHz)	Power (dBm)	Gain (dBi)	Duty Factor	E (dBuV/m)	Detector	Limit (dBuV/m)	Verdict
b	2412	Ant1	2310	-49.27	2.06	-	48.02	Peak	74	Pass
b	2412	Ant1	2310	-56.7	2.06	9.81	50.4	Average	54	Pass
b	2412	Ant1	2345.1	-46.71	2.06	-	50.58	Peak	74	Pass
b	2412	Ant1	2339.835	-54.51	2.06	9.81	52.59	Average	54	Pass
b	2412	Ant1	2390	-50.53	2.06	-	46.76	Peak	74	Pass
b	2412	Ant1	2390	-56.45	2.06	9.81	50.65	Average	54	Pass
b	2462	Ant1	2483.5	-48.34	2.06	-	48.95	Peak	74	Pass
b	2462	Ant1	2483.5	-56.77	2.06	9.81	50.33	Average	54	Pass
b	2462	Ant1	2498.516	-44.29	2.06	-	53	Peak	74	Pass
b	2462	Ant1	2486.432	-55.39	2.06	9.81	51.71	Average	54	Pass
b	2462	Ant1	2500	-48.53	2.06	-	48.76	Peak	74	Pass
b	2462	Ant1	2500	-56.23	2.06	9.81	50.87	Average	54	Pass
g	2412	Ant1	2310	-49.92	2.06	-	47.37	Peak	74	Pass
g	2412	Ant1	2310	-56.21	2.06	9.83	50.91	Average	54	Pass
g	2412	Ant1	2320.53	-46.42	2.06	-	50.87	Peak	74	Pass
g	2412	Ant1	2338.197	-54.54	2.06	9.83	52.58	Average	54	Pass
g	2412	Ant1	2390	-49.51	2.06	-	47.78	Peak	74	Pass
g	2412	Ant1	2390	-56.11	2.06	9.83	51.01	Average	54	Pass
g	2462	Ant1	2483.5	-48.01	2.06	-	49.28	Peak	74	Pass
g	2462	Ant1	2483.5	-55.3	2.06	9.83	51.82	Average	54	Pass
g	2462	Ant1	2498.516	-46.58	2.06	-	50.71	Peak	74	Pass
g	2462	Ant1	2484.524	-55.25	2.06	9.83	51.87	Average	54	Pass
g	2462	Ant1	2500	-47.66	2.06	-	49.63	Peak	74	Pass
g	2462	Ant1	2500	-56.75	2.06	9.83	50.37	Average	54	Pass
n20	2412	Ant1	2310	-50.1	2.06	-	47.19	Peak	74	Pass
n20	2412	Ant1	2310	-56.43	2.06	9.83	50.69	Average	54	Pass
n20	2412	Ant1	2336.676	-46.91	2.06	-	50.38	Peak	74	Pass
n20	2412	Ant1	2336.442	-54.19	2.06	9.83	52.93	Average	54	Pass
n20	2412	Ant1	2390	-51.43	2.06	-	45.86	Peak	74	Pass
n20	2412	Ant1	2390	-56.46	2.06	9.83	50.66	Average	54	Pass
n20	2462	Ant1	2483.5	-49.37	2.06	-	47.92	Peak	74	Pass
n20	2462	Ant1	2483.5	-56.11	2.06	9.91	51.09	Average	54	Pass
n20	2462	Ant1	2494.435	-46.96	2.06	-	50.33	Peak	74	Pass
n20	2462	Ant1	2498.092	-55.04	2.06	9.91	52.16	Average	54	Pass

n20	2462	Ant1	2500	-49.26	2.06	-	48.03	Peak	74	Pass
n20	2462	Ant1	2500	-56.69	2.06	9.91	50.51	Average	54	Pass
n40	2422	Ant1	2310	-50.06	2.06	-	47.23	Peak	74	Pass
n40	2422	Ant1	2310	-56.18	2.06	9.77	50.88	Average	54	Pass
n40	2422	Ant1	2388.242	-44.22	2.06	-	53.07	Peak	74	Pass
n40	2422	Ant1	2341.382	-54.22	2.06	9.77	52.84	Average	54	Pass
n40	2422	Ant1	2390	-46.39	2.06	-	50.9	Peak	74	Pass
n40	2422	Ant1	2390	-55.43	2.06	9.77	51.63	Average	54	Pass
n40	2452	Ant1	2483.5	-46.71	2.06	-	50.58	Peak	74	Pass
n40	2452	Ant1	2483.5	-55.72	2.06	9.74	51.31	Average	54	Pass
n40	2452	Ant1	2492.044	-46.45	2.06	-	50.84	Peak	74	Pass
n40	2452	Ant1	2486.35	-55.57	2.06	9.74	51.46	Average	54	Pass
n40	2452	Ant1	2500	-48.24	2.06	-	49.05	Peak	74	Pass
n40	2452	Ant1	2500	-56.3	2.06	9.74	50.73	Average	54	Pass

7.2 Test Graphs

Test Graphs

b 2412MHz Ant1 Peak

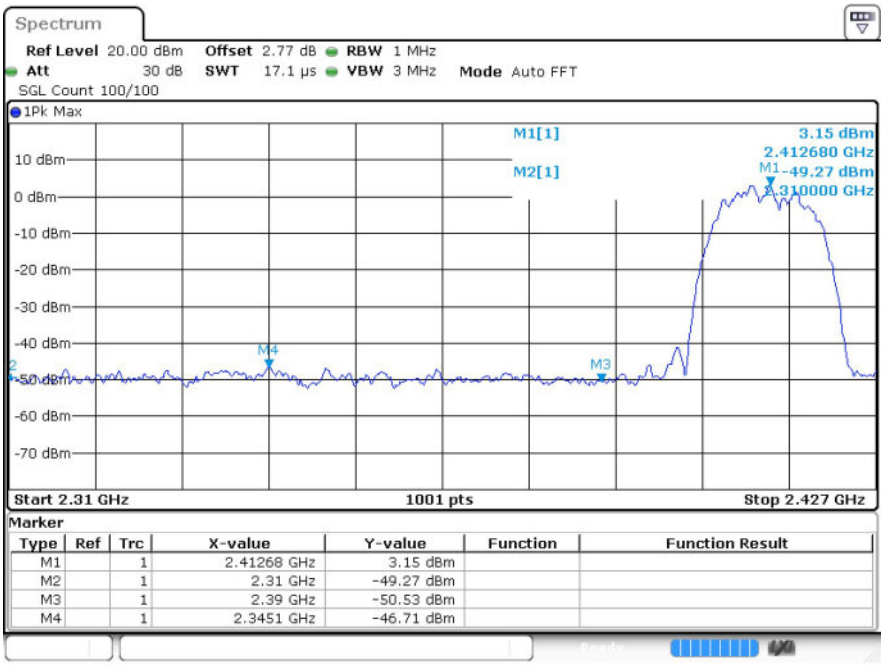

b 2412MHz Ant1 Average

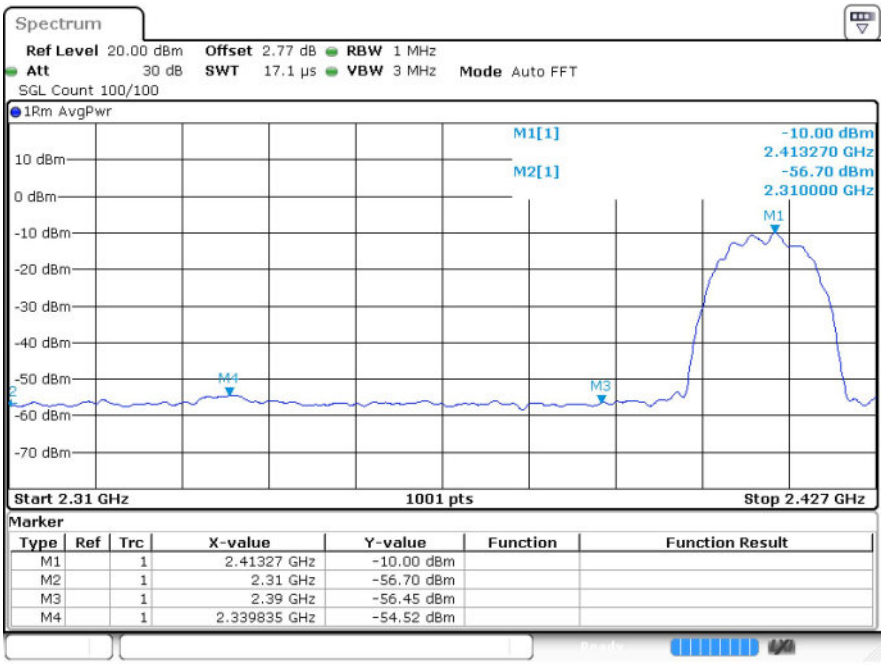

b 2462MHz Ant1 Peak

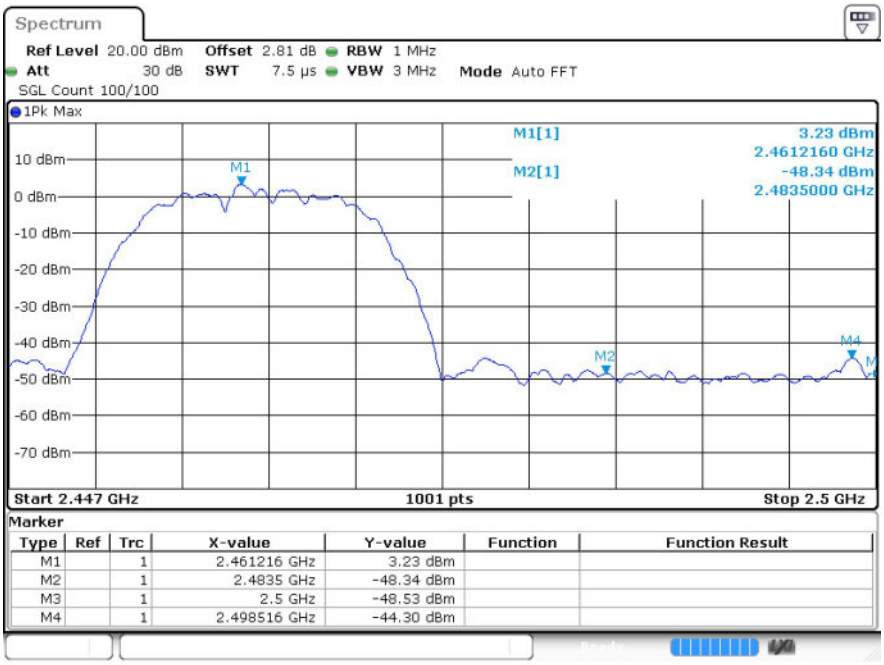

b 2462MHz Ant1 Average

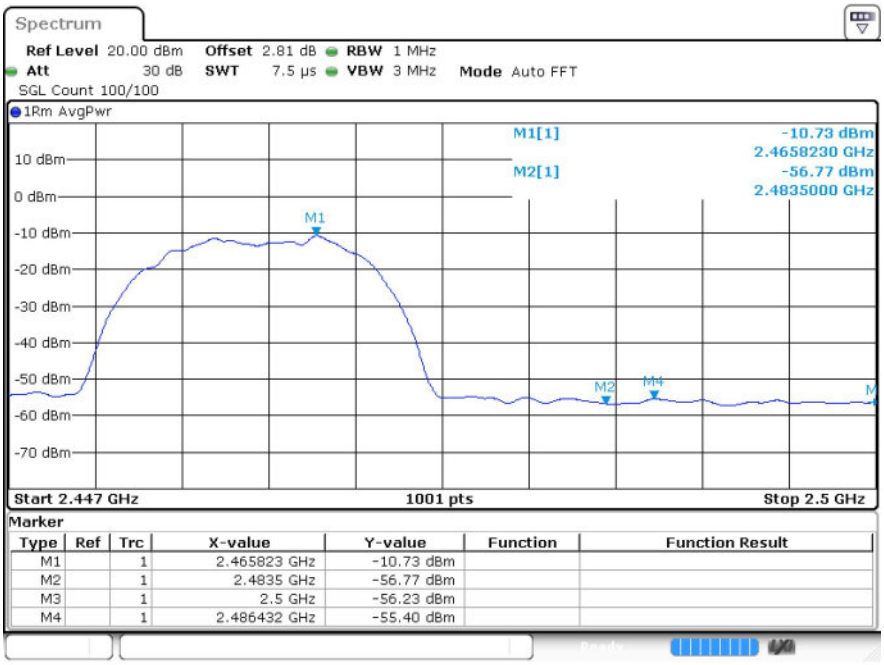

g 2412MHz Ant1 Peak

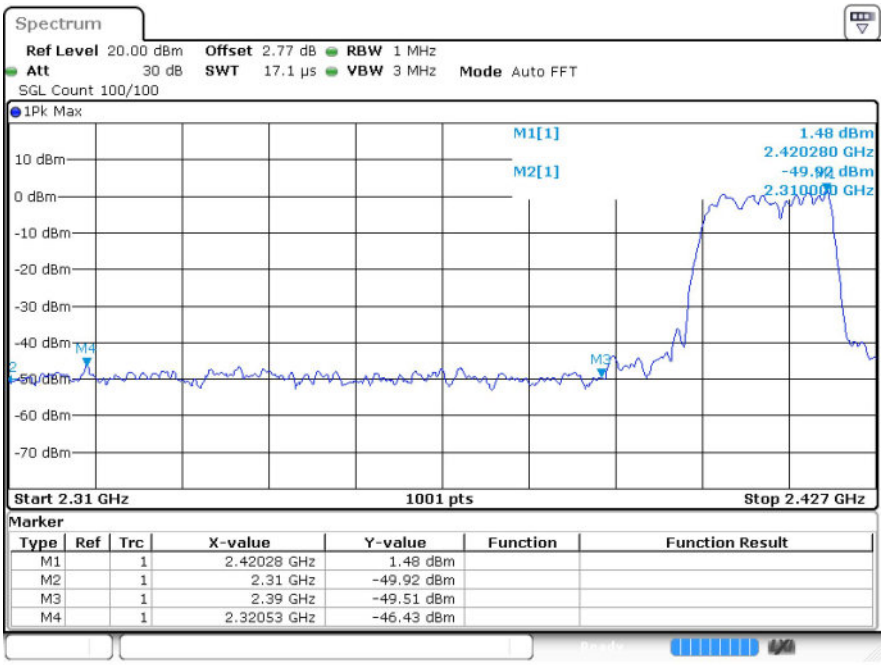

g 2412MHz Ant1 Average

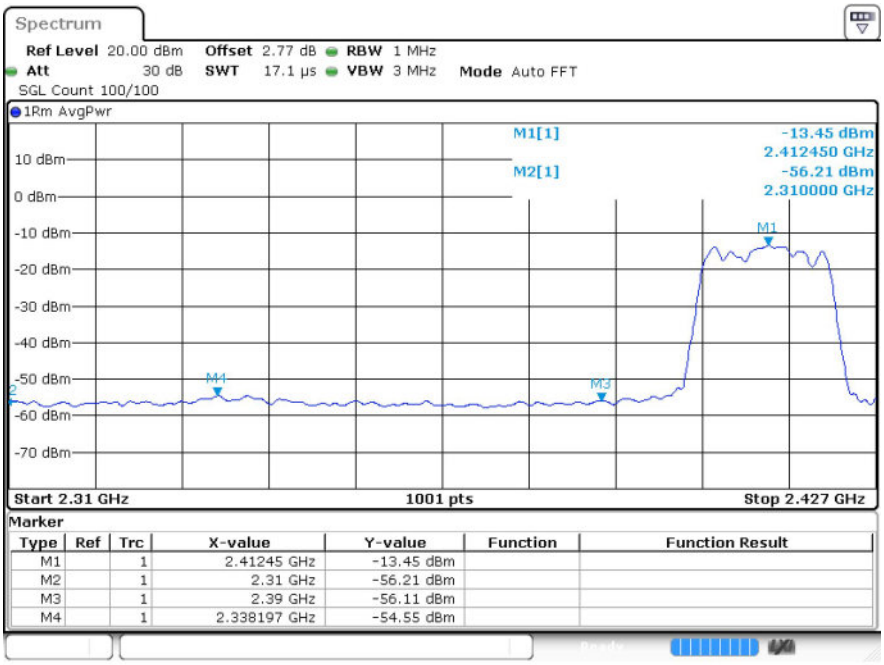

g 2462MHz Ant1 Peak

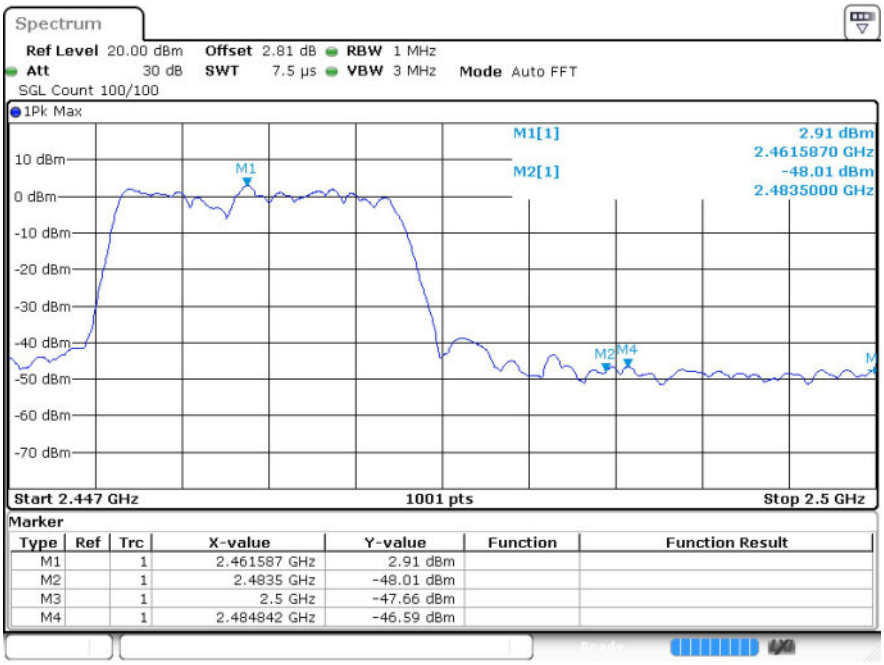

g 2462MHz Ant1 Average

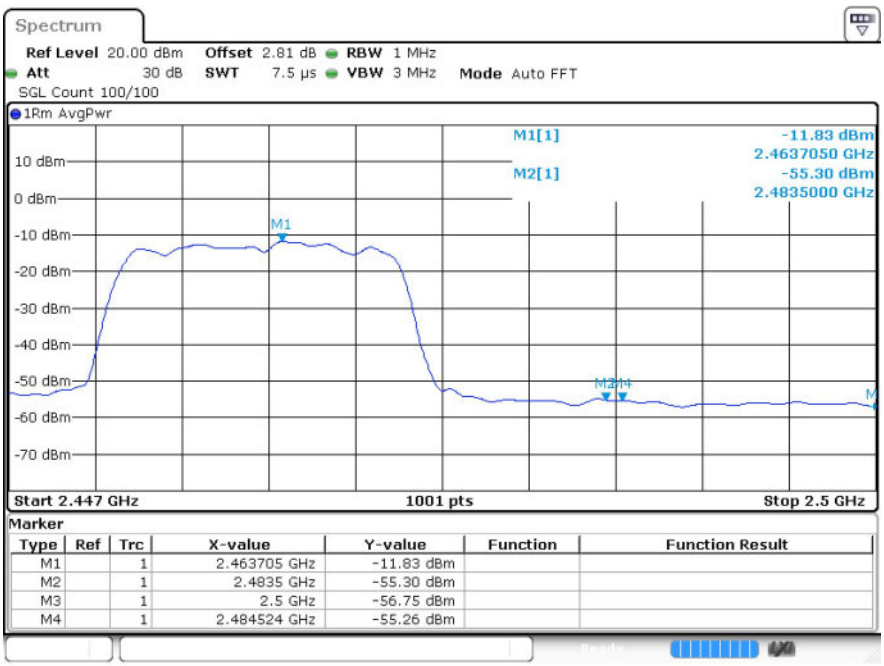

n20 2412MHz Ant1 Peak

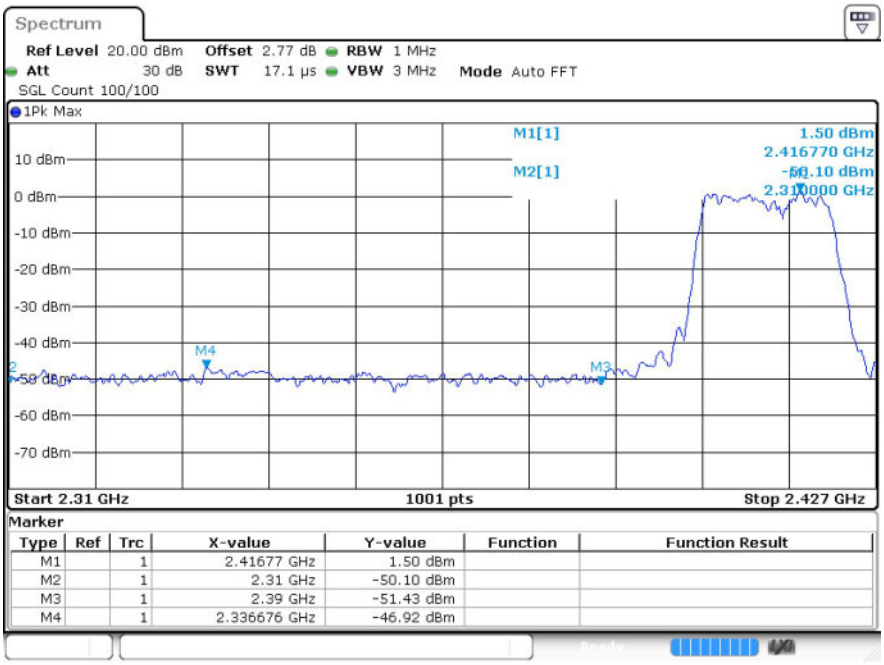

n20 2412MHz Ant1 Average

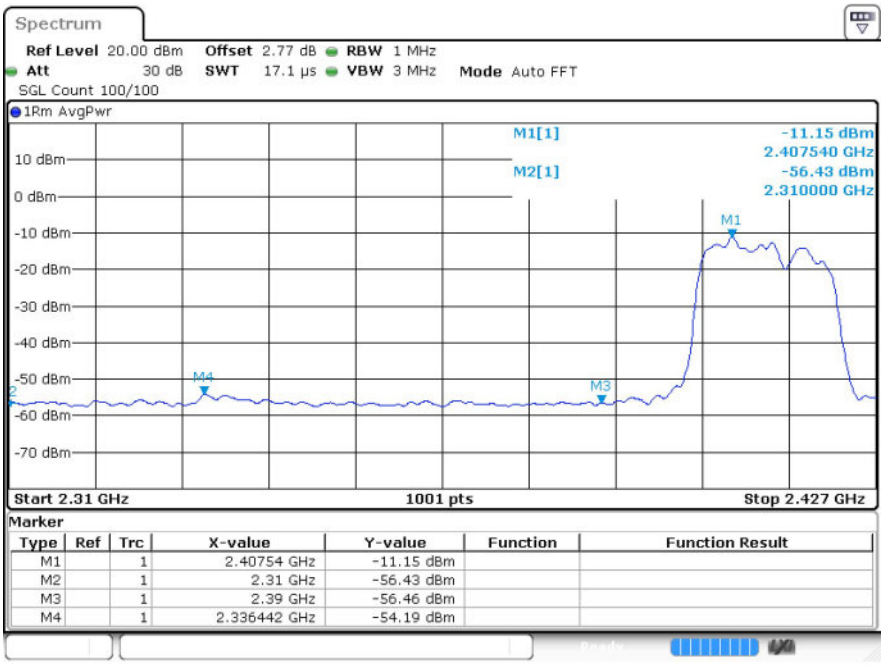

n20 2462MHz Ant1 Peak

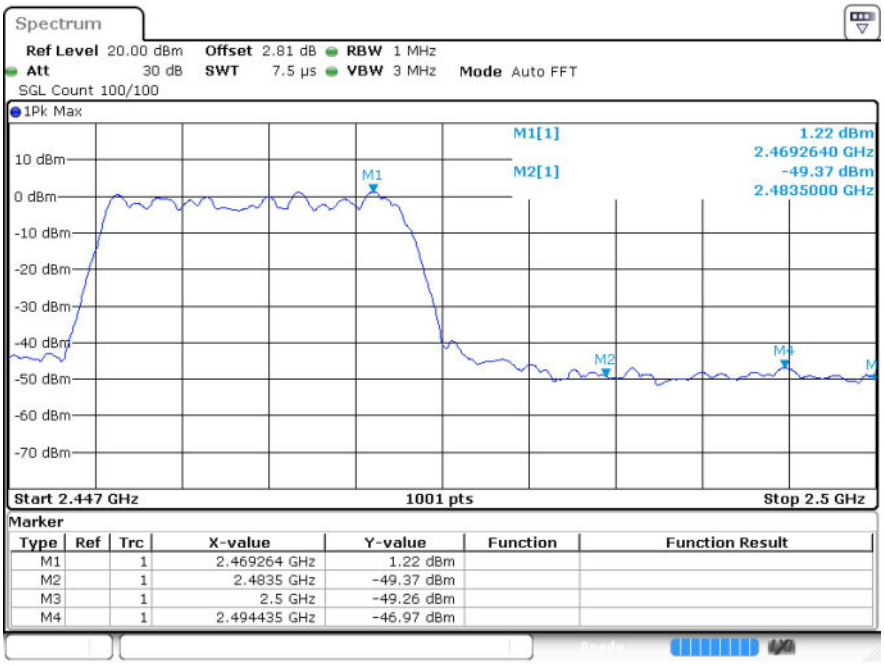

n20 2462MHz Ant1 Average

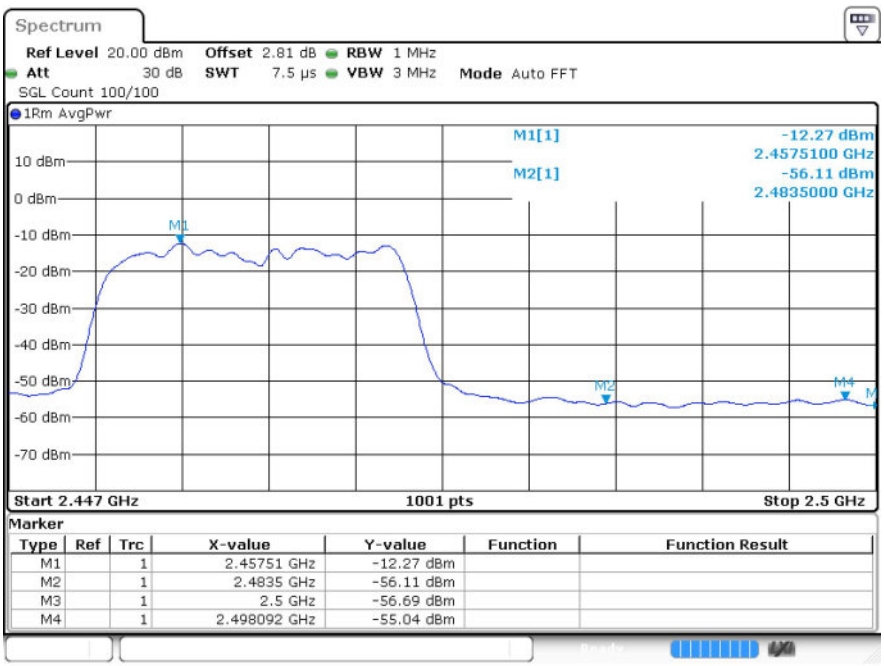

n40 2422MHz Ant1 Peak

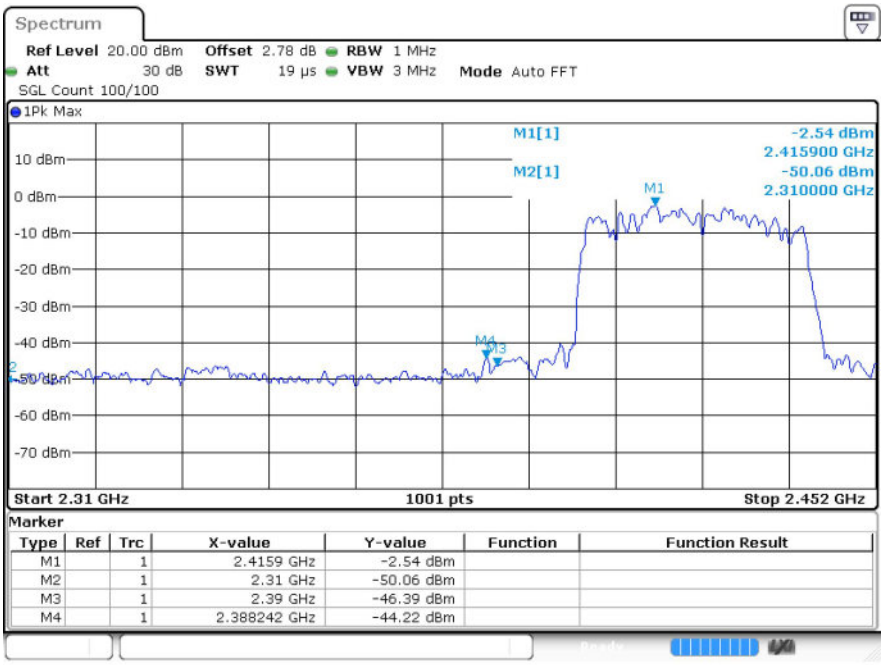

n40 2422MHz Ant1 Average

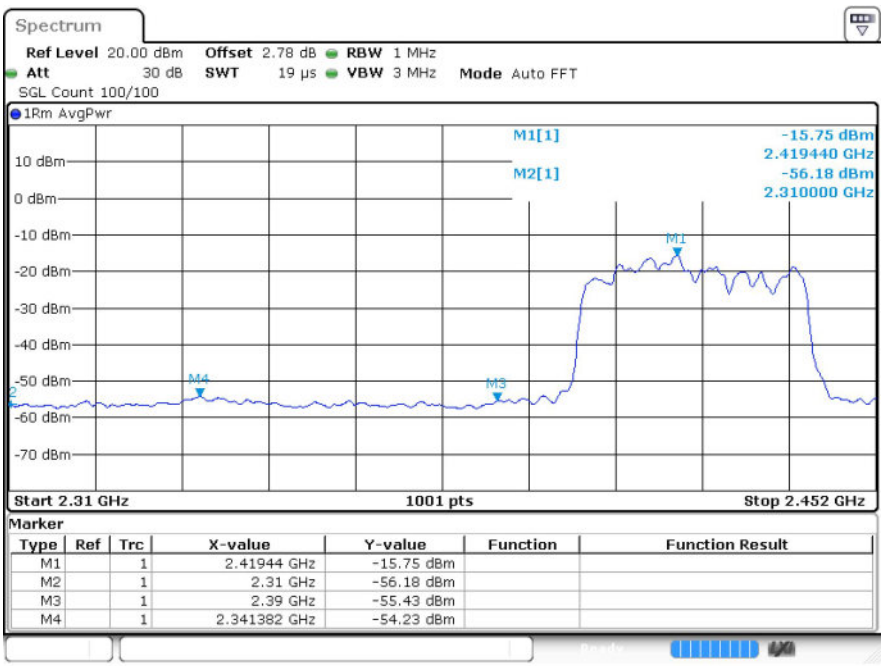

n40 2452MHz Ant1 Peak

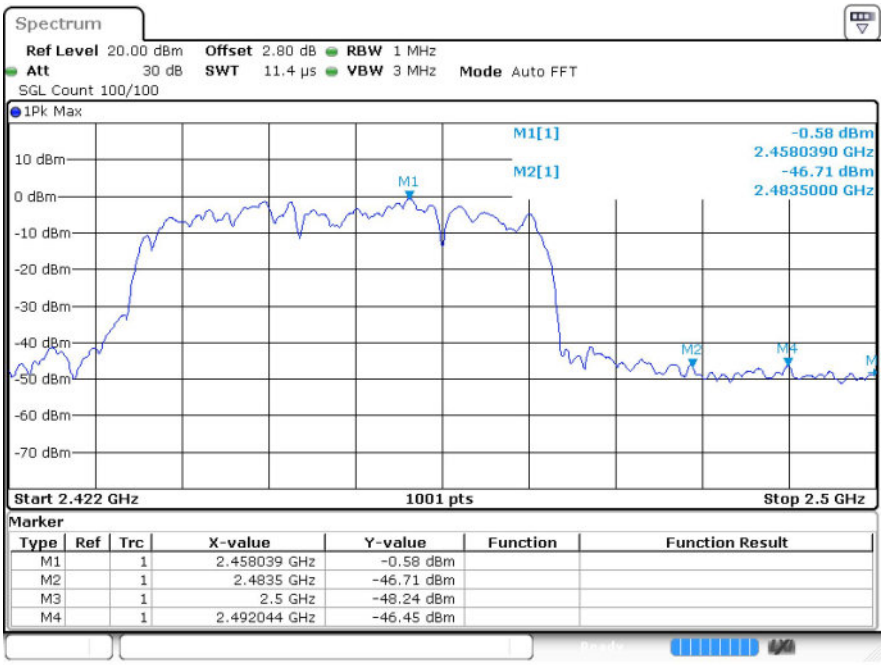

n40 2452MHz Ant1 Average

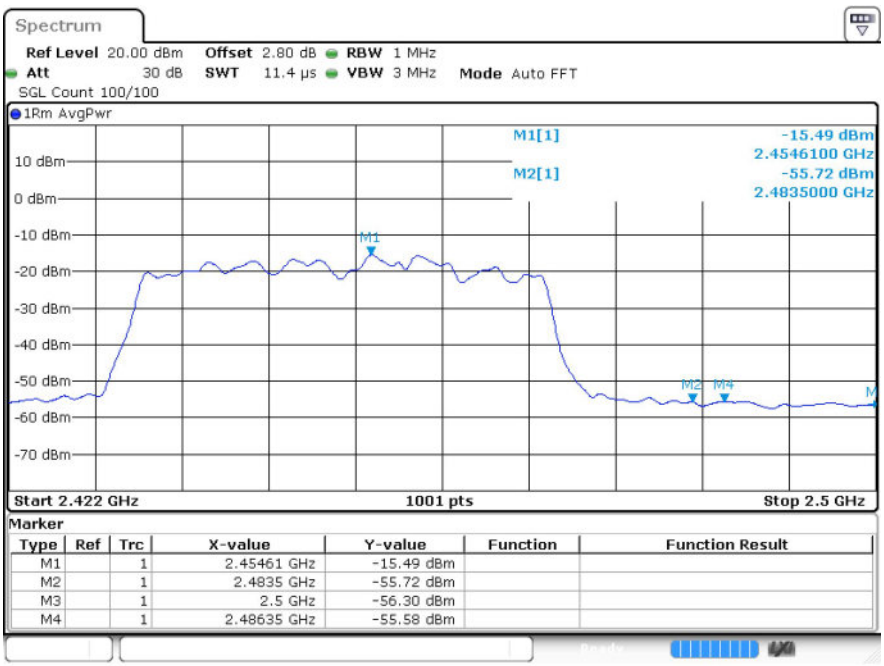

---The End---