Test Setup Photos of the EUT

Adapter1 Model: CW1206000C4

Test Setup Photo(s) of Radiated Emissions Measurement



Fig. 1



Fig. 2

Test Setup Photo(s) of Conducted Emissions Measurement

Fig. 3

Adapter2 Model: TPN-LA23

Test Setup Photo(s) of Radiated Emissions Measurement



Fig. 4

Fig. 5

Test Setup Photo(s) of Conducted Emissions Measurement



Fig. 6