网络摄像机使用说明书

感谢您购买此产品，使用前请仔细阅读本说明书，并妥善保管。

客户端下载

扫描下方二维码，下载并安装“V720”APP，或在手机厂商应用商店搜索“V720”下载并安装。

设备功能解析

添加设备

1.根据下图引导，设备插入电源蓝色指示灯慢闪，长按Reset键重置设备蓝色指示灯快速闪烁。

2.打开“V720”APP，等待发现新设备弹窗，点击绑定设备。（如无新设备弹出窗，请点击首页右上角“+”添加设备）

3.选择或输入您想要使用的WiFi账号并填入密码

4.等待设备绑定成功。

AP模式

1.根据下图引导，设备插入电源蓝色指示灯慢闪，长按Reset键重置设备蓝色指示灯快速闪烁。

2.手机打开WIFI连接“NAX_”开头的WIFI热点。

3.返回”V720”APP下拉刷新页面出来设备即代表近程模式连接成功。

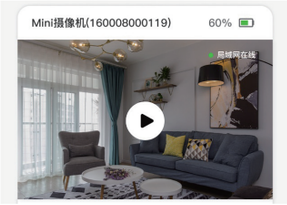

注意事项

1.本产品适用的工作温度为-10°C~50°C，请勿在温度过高或过低的环境下使用本产品。

2.本产品为精密电子产品，请勿在过度潮湿或可能会导致本产品进水的环境下使用本产品，以免影响正常使用。

3.为更好地使用本产品，应避免镜头正面及侧面靠近玻璃、白墙等反光物体，以免造成画面近处亮、远处暗或者发白的现象

4.请确保本产品安装于Wi-Fi信号覆盖的范围内，并尽可能地放置于Wi-Fi信号更佳的位置;尽量安装在远离微波炉等可能对信号产生影响的位置。

Network Camera User Manual

Thank you for purchasing this product. Please read this manual carefully before using it and keep it in a safe place.

Client downloading

Please scan the lower (right) QR code, download and install the "v720" app, or search for "V720" in the mobile phone application store to download and install.

Device function explanation

Add device

1. According to the following diagram, insert the device into the power supply and the blue indicator light will flash slowly. Long press the Reset button to reset the device and the blue indicator light will flash quickly.

2. Open the "V720" app, wait for the discovery of a new device pop-up window, and click to bind the device. (If there is no new device pop-up window, please click the "+" in the upper right corner of the homepage to add a device)

3. Select or enter the WiFi account you want to use and fill in the password

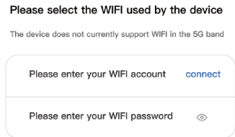

4. Wait for the device to be bound successfully.

AP mode

1. According to the following diagram, insert the device into the power supply and the blue indicator light will flash slowly. Long press the Reset

2. Mobile phone turn on the WIFI and connect to the WIFI hotspot starting with "NAX_".

3. Return to the "v720" app and refresh dropdownlist, when the device displays that means the short-range mode connection is successful.

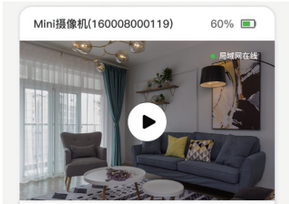

Matters needing attention

1. The applicable working temperature of this product is -10°C~50°C. Please do not use this product in an environment where the temperature is too high or too low.
2. This product is a precision electronic product. Please do not use this product in an environment where is excessively wet or may cause water to
3. To better use this product，please avoid the front and side of the lens close to the glass, white wall and other reflective objects, in order to avoid the picture is bright near and dark in the distance or whitish.
4. Please ensure that this product is installed within the range of Wi-Fi signal coverage, and placed as far as possible in a location with better Wi-Fi signal, and try to install it far away from the microwave oven or other locations that may affect the signal.

FCC Warning Statement

Changes or modifications not expressly approved by the party responsible for compliance could void the user's authority to operate the equipment. This equipment has been tested and found to comply with the limits for a Class B digital device, pursuant to Part 15 of the FCC Rules. These limits are designed to provide reasonable protection against harmful interference in a residential installation. This equipment generates uses and can radiate radio frequency energy and, if not installed and used in accordance with the instructions, may cause harmful interference to radio communications. However, there is no guarantee that interference will not occur in a particular installation. If this equipment does cause harmful interference to radio or television reception, which can be determined by turning the equipment off and on, the user is encouraged to try to correct the interference by one or more of the following measures:

-- Reorient or relocate the receiving antenna.

-- Increase the separation between the equipment and receiver.

--Connect the equipment into an outlet on a circuit different from that to which the receiver is connected.

-- Consult the dealer or an experienced radio/TV technician for help.

This device complies with part 15 of the FCC Rules. Operation is subject to the following two conditions: (1) This device may not cause harmful interference, and (2) this device must accept any interference received, including interference that may cause undesired operation.

RF Exposure Statement

To maintain compliance with FCC's RF Exposure guidelines, This equipment should be installed and operated with minimum distance of 20cm the radiator your body. This device and its antenna(s) must not be co-located or operation in conjunction with any other antenna or transmitter.