RF Test Report

Applicant:	NETPRISMA INC.
Address:	1301 6TH AVE, SEATTLE, WA, 98101-2304, UNITED STATES
Product:	5G Sub-6 GHz Smart Module with Wi-Fi 6E & Bluetooth
Model No.:	SUD500-LD
Brand Name:	Vrileg
FCC ID:	2BEY3SUD500LDA
Standards:	FCC CFR47 Part 15E
Report No.:	PD20250035-R3G
Issue Date:	2025/07/17
Test Result:	PASS *

* **Testing performed at Hefei Panwin Technology Co., Ltd. on the above equipment indicates the product meets the requirements of the relevant standards.**

Reviewed By: Jerry Zhang **Approved By:** Alec Yang

Hefei Panwin Technology Co., Ltd.

Floor 1, Zone E, Plant 2#, Mingzhu Industrial Park, No.106 Chuangxin Avenue, High-tech Zone, Hefei City, Anhui Province,China

TEL: +86-0551-63811775

Revision History

Report No.	Version	Description	Issue Date	Note
PD20250035-R3G	01	Initial Report	2025/07/17	Valid

CONTENTS

1 Test Laboratory 5
1.1 Notes of the Test Report 5
1.2 Test Facility 5
1.3 Testing Laboratory 5
2 General Description of Equipment under Test 6
2.1 Details of Application 6
2.2 Details of EUT 6
2.3 Application Standards 6
3 Test Condition 7
3.1 DFS Detection Thresholds 7
3.2 Radar Test Waveforms 8
3.3 Test setups 10
3.4 Equipment List 11
3.5 Support Equipment List 11
4 Test Items Description 12
4.1. DFS Detection Thresholds 12
4.2 U-NII Detection Bandwidth 13
4.3 Channel Availability Check Time 15
4.4 Channel Move Time, Channel Closing Transmission Time and Non-Occupancy Period 17
4.5 Statistical Performance Check 19
4.6 Verify Dynamic Frequency Selection Transmission Bandwidth Reduction 21
ANNEX A: Test Results of Conducted Test 22
ANNEX B: The EUT Appearance 93
ANNEX C: Test Setup Photograph 94

Test Summary

No.	Test Case	Clause in FCC rules	Verdict
1	DFS Detection Threshold	15.407/KDB 905462 5.2	PASS
2	U-NII Detection Bandwidth	15.407/KDB 905462 7.8.1	PASS
3	Channel Availability Check Time	15.407/KDB 905462 7.8.2	PASS
4	Channel Move Time	15.407/KDB 905462 7.8.3	PASS
5	Channel Closing Transmission Time	15.407/KDB 905462 7.8.3	PASS
6	Non-Occupancy Period(NOP)	15.407/KDB 905462 7.8.3	PASS
7	Statistical Performance Check	15.407/KDB 905462 7.8.4	PASS

Date of Testing: 2025/03/18 to 2025/07/17
Date of Sample Received: 2025/03/10

- We, Hefei Panwin Technology Co., Ltd., would like to declare that the tested sample has been evaluated in accordance with the procedures given in applied standard(s) in **Section 2.3** of this report and shown compliance with the applicable technical standards.
- All indications of PASS/FAIL in this report are based on interpretations and/or observations of test results. Measurement Uncertainties were not taken into account and are published for informational purposes only.

1 Test Laboratory

1.1 Notes of the Test Report

This report is invalid without signature of auditor and approver or with any alterations. The report shall not be partially reproduced without written approval of the testing company. Entrusted test results are only responsible for incoming samples. If there is any objection to the testing report, it shall be raised to the testing company within 15 days from the date of receiving the report. In the test results, "NA" means "not applicable", and the test items marked with "Δ" are subcontracted projects.

1.2 Test Facility

A2LA (Certificate Number: 6849.01)
Hefei Panwin Technology Co., Ltd. has been accredited by American Association for Laboratory Accreditation to perform measurement.

FCC (Designation Number: CN1361, Test Firm Registration Number: 473156)
Hefei Panwin Technology Co., Ltd. has been accredited on the US Federal Communications Commission list of test facilities recognized to perform measurements.

1.3 Testing Laboratory

Company Name	Hefei Panwin Technology Co., Ltd.
Address	Floor 1, Zone E, Plant 2#, Mingzhu Industrial Park, No.106 Chuangxin Avenue, High-tech Zone, Hefei City, Anhui Province,China
Telephone	+86-0551-63811775
Post Code	230031

2 General Description of Equipment under Test

2.1 Details of Application

Applicant	NETPRISMA INC.
Applicant Address	1301 6TH AVE, SEATTLE, WA, 98101-2304, UNITED STATES
Manufacturer	NETPRISMA INC.
Manufacturer Address	1301 6TH AVE, SEATTLE, WA, 98101-2304, UNITED STATES

2.2 Details of EUT

Product	5G Sub-6 GHz Smart Module with Wi-Fi 6E & Bluetooth
Model	SUD500-LD
SN	P1Y24GH23000046
HW Version	R1.0
SW Version	SUD500LDPA0301
Antenna Type	External Antenna
Antenna Gain	5250MHz to 5350MHz: -0.80dBi(Ant1),-0.80dBi(Ant2) 5470MHz to 5725MHz: -1.20dBi(Ant1),-1.20dBi(Ant2)
Operating Frequency Range(s)	U-NII-2A: 5250MHz-5350MHz U-NII-2C: 5470MHz-5725MHz
Modulation Type	802.11a/n/ac/ax: BPSK, QPSK, 16QAM, 64QAM, 256QAM, 1024QAM
Operating Mode	☑ Master ☐ Slave with radar detection ☐ Slave without radar detection
Note: The declared of product specification for EUT and/or Antenna presented in the report are provided by the manufacturer, and the manufacturer takes all the responsibilities for the accuracy of product specification.	

2.3 Application Standards

According to the specifications of the manufacturer, it must comply with the requirements of the following standards:

Test standards：

- FCC CFR47 Part 15E Unlicensed National Information Infrastructure Devices

Reference standard:

- FCC KDB 905462 D02 UNII DFS Compliance Procedures New Rules v02

3 Test Condition

3.1 DFS Detection Thresholds

Table 3 DFS Detection Thresholds for Master Devices and Client Devices with Radar Detection

Maximum Transmit Power	Value (See Notes 1, 2, and 3)
EIRP ≥ 200 milliwatt	-64dBm
EIRP < 200 milliwatt and power spectral density < 10 dBm/MHz	-62dBm
EIRP < 200 milliwatt that do not meet the power spectral density requirement	-64dBm

Note 1: This is the level at the input of the receiver assuming a 0 dBi receive antenna.
Note 2: Throughout these test procedures an additional 1 dB has been added to the amplitude of the test transmission waveforms to account for variations in measurement equipment. This will ensure that the test signal is at or above the detection threshold level to trigger a DFS response.
Note3: EIRP is based on the highest antenna gain. For MMO devices refer to KDB Publication 662911 D01.

Table 4 DFS Response Requirement Values

Parameter	Value
Non-occupancy Period	Minimum 30 minutes
Channel Availability Check Time	60 seconds
Channel Move Time	10 seconds See Note1
Channel Closing Transmission Time	200 milliseconds + an aggregate of 60 milliseconds over remaining 10 second periods see Notes 1 and 2.
U-NII Detection Bandwidth	Minimum 100% of the U-NII 99% transmission power bandwidth. See Note 3.

Note 1: Channel Move Time and the Channel Closing Transmission Time should be performed with Radar Type 0. The measurement timing begins at the end of the Radar Type 0 burst.
Note 2: The Channel Closing Transmission Time is comprised of 200 milliseconds starting at the beginning of the Channel Move Time plus any additional intermittent control signals required to facilitate a Channel move (an aggregate of 60 milliseconds) during the remainder of the 10 second period. The aggregate duration of control signals will not count quiet periods in between transmissions.
Note 3: During the U-NII Detection Bandwidth detection test, radar type 0 should be used. For each frequency step the minimum percentage of detection is 90 percent. Measurements are performed with no data traffic.

3.2 Radar Test Waveforms

Table 5 Short Pulse Radar Test Waveforms

Radar type	Pulse Width W (μsec)	PRI (μsec)	Number of Pulses	Minimum Percentage of Successful Detection	Minimum Number of Trials
0	1	1428	18	See Note 1	See Note 1
1	1	Test A: 15 unique PRI values randomly selected from the list of 23 PRI values in Table 5a Test B: 15 unique PRI values randomly selected within the range of 518-3066 μsec, with a minimum increment of 1 μsec excluding PRI values selected in Test A	Roundup	60%	30
2	1-5	150-230	23-29	60%	30
3	6-10	200-500	16-18	60%	30
4	11-20	200-500	12-16	60%	30
Aggregate (Radar Types 1-4)				80%	120
Note 1: Short Pulse Radar Type 0 should be used for the detection bandwidth test, channel move time, and channel closing time tests.					

Table 5a Pulse Repetition Intervals Values for Test A

Pulse Repetition Frequency Number	Pulse Repetition Frequency(Pulses Per Second)	Pulse Repetition Interval(Microseconds)
1	1930.5	518
2	1858.7	538
3	1792.1	558
4	1730.1	578
5	1672.2	598
6	1618.1	618
7	1567.4	638
8	1519.8	658
9	1474.9	678
10	1432.7	698
11	1392.8	718
12	1355	738
13	1319.3	758
14	1285.3	778
15	1253.1	798
16	1222.5	818

17	1193.3	838
18	1165.6	858
19	1139	878
20	1113.6	898
21	1089.3	918
22	1066.1	938
23	326.2	3066

The aggregate is the average of the percentage of successful detections of Short Pulse Radar Types1-4. For example, the following table indicates how to compute the aggregate of percentage of successful detections.

Radar type	Number of Trials	Number of Successful Detections	Minimum Percentage of Successful Detection
1	35	29	82.9%
2	30	18	60%
3	30	27	90%
4	50	44	88%

Table 6 Long Pulse Radar Test Waveform

Radar type	Pulse Width (μsec)	Chirp Width (MHz)	PRI(μsec)	Number of Pulses per Burst	Number of Bursts	Minimum Percentage of Successful Detection	Minimum Number of Trials
5	50-100	5-20	1000-2000	1-3	8-20	80%	30

The parameters for this waveform are randomly chosen.Thirty unique waveforms are required for the Long Pulse Radar Type waveforms. If more than 30 waveforms are used for the Long Pulse Radar Type waveforms, then each additional waveform must also be unique and not repeated from the previous waveforms.

Table 7 Frequency Hopping Radar Test Waveform

Radar type	Pulse Width (μsec)	PRI(μsec)	Pulses per Hop	Hopping Rate (kHz)	Hopping Sequence Length msec	Minimum Percentage of Successful Detection	Minimum Number of Trials
6	1	333	9	0.333	300	70%	30

For the Frequency Hopping Radar Type, the same Burst parameters are used for each waveform. The hopping sequence is different for each waveform and a 100 length segment is selected from the hopping sequence defined by the following algorithm: The first frequency in a hopping sequence is selected randomly from the group of 475 integer frequencies from 5250 - 5724 MHz. Next, the frequency that was just chosen is removed from the group and a frequency is randomly selected from the remaining 474 frequencies in the group. This process continues until all 475 frequencies are chosen for the set. For selection of a random frequency, the frequencies remaining within the group are always treated as equally likely.

3.3 Test setups

Setup for Master with Injection at the Master

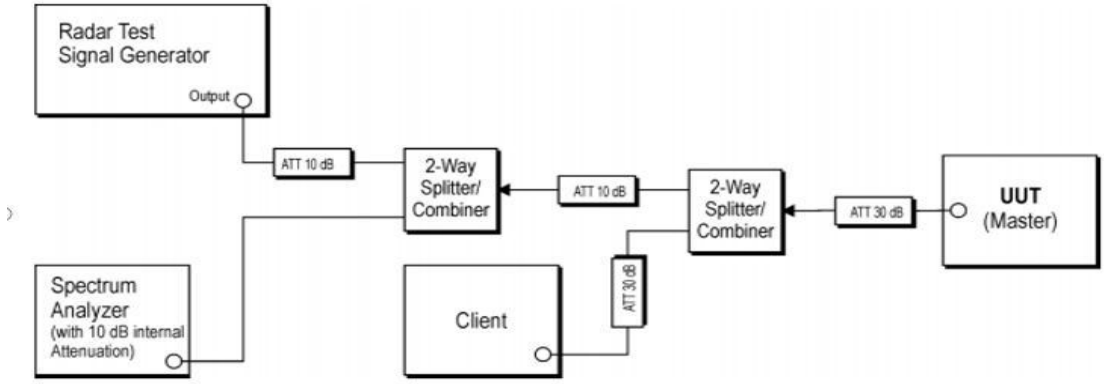

Figure 2: Example Conducted Setup where UUT is a Master and Radar Test Waveforms are injected into the Master

Setup for Client with Injection at the Master

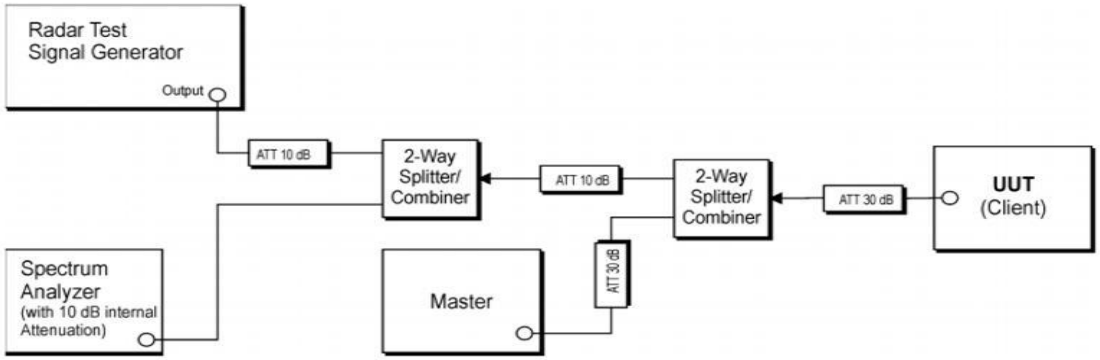

Figure 3: Example Conducted Setup where UUT is a Client and Radar Test Waveforms are injected into the Master

Setup for Client with Injection at the Client

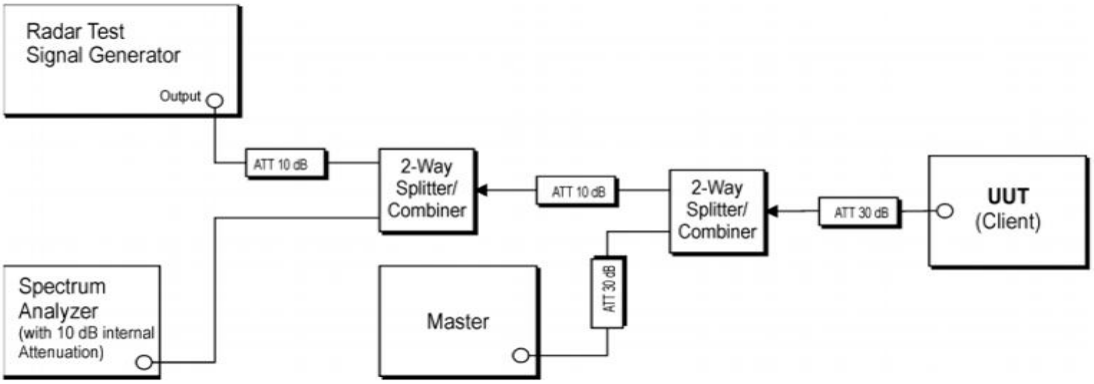

Figure 4: Example Conducted Setup where UUT is a Client and Radar Test Waveforms are injected into the Client

3.4 Equipment List

Instrument	Manufacturer	Model	Asset No.	Cal. Interval	Cal. Due Date
Spectrum Analyzer	R&S	FSV3044	PWC0009	1 Year	2025/09/11
Vector Signal Generator	R&S	SMBV100B	PWC0011	1 Year	2025/09/11
Power Meter Unit	Tonscend	JS0806-2-8CH	PWC0013	1 Year	2025/09/12
DC Power	Keysight	E3640A	PWC0027	1 Year	2025/09/12
Shielded Chamber	MIX-BEP	SR 433	PWC0001	3 Years	2027/07/09
Test Software	Tonseced	JS1120-3 V3.2.22	/	/	/

3.5 Support Equipment List

Equipment	Manufacturer	Description	Model	Serial Number
EVB	NETPRISMA	/	Q1-C0129	D1Y24E94G000263
RF cable	/	2.4G:0.5dB; 5G:1dB	/	/
Adapter	Dong Guan City GangQi Electronic Co.,Ltd	AC to DC power supply to EVB	GQ36-120300-AX	/
Router	ASUS	Frequency:2.4/5GHz	RT-AX88U	/

4 Test Items Description

Ambient condition

Shielded Chamber

Temperature [°C]	20.0 to 25.9
Humidity [%RH]	30 to 66
Pressure [kPa]	99.5 to 103.2

4.1. DFS Detection Thresholds

Methods of Measurement

The Interference Radar Detection Threshold Level that had been taken into account the output power range and antenna gain. The following equipment setup was used to calibrate the radiated Radar Waveform. A vector signal generator was utilized to establish the test signal level for radar type 0.During this process there were no transmissions by either the Master or Client Device. The spectrum analyzer was switched to the zero span (Time Domain) at the frequency of the Radar Waveform generator. Peak detection was used. The spectrum analyzer resolution bandwidth (RBW) and video bandwidth (VBW) were set to 3 MHz to measure the type 0 radar waveform. The spectrum analyzer had offset to compensate and RF cable loss.

Test Results:

See ANNEX A.1.

4.2 U-NII Detection Bandwidth

Methods of Measurement

1. Adjust the equipment to produce a single Burst of any one of the Short Pulse Radar Types 0 – 4 in **Table 5** at the center frequency of the EUT Operating Channel at the specified DFS Detection Threshold level found in **Table 3**.

2. Set the EUT up as a standalone device (no associated Client or Master, as appropriate) and no traffic. Frame based systems will be set to a talk/listen ratio reflecting the worst case (maximum) that is user configurable during this test.

3. Generate a single radar Burst, and note the response of the UUT. Repeat for a minimum of 10 trials. The EUT must detect the Radar Waveform within the DFS band using the specified U-NII Detection Bandwidth criterion shown in **Table4.** In cases where the channel bandwidth may exceed past the DFS band edge on specific channels select a channel that has the entire emission bandwidth within the DFS band. If this is not possible, test the detection BW to the DFS band edge.

4. Starting at the center frequency of the EUT operating Channel, increase the radar frequency in 5 MHz steps, repeating the above test sequence, until the detection rate falls below the U-NII Detection Bandwidth criterion specified in **Table 4**. Repeat this measurement in 1MHz steps at frequencies 5 MHz below where the detection rate begins to fall. Record the highest frequency (denote as FH) at which detection is greater than or equal to the U-NII Detection Bandwidth criterion. Recording the detection rate at frequencies above FH is not required to demonstrate compliance.

5. Starting at the center frequency of the EUT operating Channel, decrease the radar frequency in 5 MHz steps, repeating the above test sequence, until the detection rate falls below the U-NII Detection Bandwidth criterion specified in Table 4. Repeat this measurement in 1MHz steps at frequencies 5 MHz above where the detection rate begins to fall. Record the lowest frequency (denote as FL) at which detection is greater than or equal to the U-NII Detection Bandwidth criterion. Recording the detection rate at frequencies below FL is not required to demonstrate compliance.

6. The U-NII Detection Bandwidth is calculated as follows: U-NII Detection Bandwidth = FH – FL.

7. The U-NII Detection Bandwidth must meet the U-NII Detection Bandwidth criterion specified in **Table 4.**Otherwise, the EUT does not comply with DFS requirements. This is essential to ensure that the EUT is capable of detecting Radar Waveforms across the same frequency spectrum that contains the significant energy from the system. In the case that the U-NII Detection Bandwidth is greater than or equal to the 99 percent power bandwidth for the measured FH and FL, the test can be truncated and the U-NII Detection Bandwidth can be reported as the measured FH and FL.

Limits

Rule FCC KDB 905462 7.8.1

Minimum 100% of the U-NII 99% transmission power bandwidth. During the U-NII Detection Bandwidth detection test, radar type 0 should be used. For each frequency step the minimum percentage of detection is 90 percent. Measurements are performed with no data traffic.

Test Results:

See ANNEX A.2.

4.3 Channel Availability Check Time

Methods of Measurement

Initial Channel Availability Check Time

The U-NII devices will be powered on and be instructed to operate on the appropriate U-NII Channel that must incorporate DFS functions. At the same time the EUT is powered on, the spectrum analyzer will be set to zero span mode with a 3 MHz RBW and 3 MHz VBW on the Channel occupied by the radar with a 2.5 minute sweep time.

The EUT should not transmit any beacon or data transmissions until at least 1 minute after the completion of the power-on cycle.

Confirm that the EUT initiates transmission on the channel.

Radar Burst at the Beginning of the Channel Availability Check Time

The steps below define the procedure to verify successful radar detection on the test Channel during a period equal to the Channel Availability Check Time and avoidance of operation on that Channel when a radar Burst with a level equal to the DFS Detection Threshold + 1 dB occurs at the beginning of the Channel Availability Check Time.

The Radar Waveform generator and EUT are connected using the applicable test setup described in the sections on configuration for Conducted Tests or Radiated Tests and the power of the EUT is switched off.

The EUT is powered on at T_0 - T_1 denotes the instant when the EUT has completed its power-up sequence (Tpower_up). The Channel Availability Check Time commences on Chr at instant T_1 and will end no sooner than $T_1 + T_{ch_avail_check}$.

A single Burst of one of the Short Pulse Radar Types 0-4 will commence within a 6 second window starting at T_1. An additional 1 dB is added to the radar test signal to ensure it is at or above the DFS Detection Threshold, accounting for equipment variations/errors.

Visual indication or measured results on the EUT of successful detection of the radar Burst will be recorded and reported. Observation of Chr for EUT emissions will continue for 2.5 minutes after the radar Burst has been generated.

Verify that during the 2.5 minute measurement window no EUT transmissions occurred on Chr. The Channel Availability Check results will be recorded.

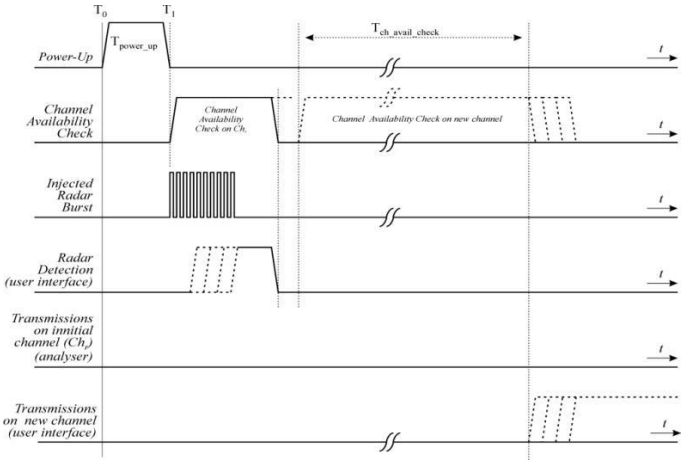

Figure: Example of timing for radar testing at the beginning of the Channel Availability Check Time

Radar Burst at the End of the Channel Availability Check Time

The steps below define the procedure to verify successful radar detection on the test Channel during a period equal to the Channel Availability Check Time and avoidance of operation on that Channel when a radar Burst with a level equal to the DFS Detection Threshold + 1dB occurs at the end of the Channel Availability Check Time.

1. The Radar Waveform generator and EUT are connected using the applicable test setup described in the sections for Conducted Tests or Radiated Tests and the power of the EUT is switched off.

2. The EUT is powered on at T_0 - T_1 denotes the instant when the EUT has completed its power-up sequence (T_{power_up}). The Channel Availability Check Time commences on Chr at instant T1 and will end no sooner than T_1 + $T_{ch_avail_check}$.

3. A single Burst of one of the Short Pulse Radar Types 0-4 will commence within a 6 second window starting at T_1 + 54 seconds. An additional 1 dB is added to the radar test signal to ensure it is at or above the DFS Detection Threshold, accounting for equipment variations/errors.

4. Visual indication or measured results on the EUT of successful detection of the radar Burst will be recorded and reported. Observation of Chr for EUT emissions will continue for 2.5 minutes after the radar Burst has been generated.

5. Verify that during the 2.5 minute measurement window no EUT transmissions occurred on Chr. The Channel Availability Check results will be recorded.

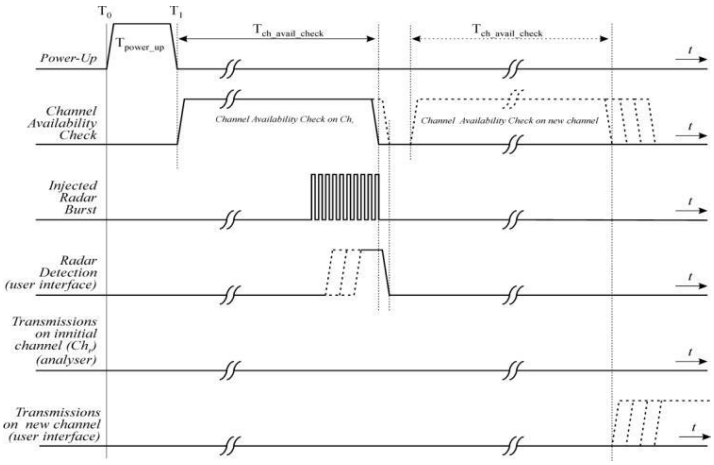

Figure: Example of timing for radar testing towards the end of the Channel Availability Check Time

Limits

Initial Channel Availability Check Time	60s

Test Results:

See ANNEX A.3.

4.4 Channel Move Time, Channel Closing Transmission Time and Non-Occupancy Period

Methods of Measurement

These tests define how the following DFS parameters are verified during In-Service Monitoring:

- Channel Closing Transmission Time
- Channel Move Time
- Non-Occupancy Period

The steps below define the procedure to determine the above mentioned parameters when a radar Burst with a level equal to the DFS Detection Threshold + 1dB is generated on the Operating Channel of the U-NII device (In- Service Monitoring).

1. One frequency will be chosen from the Operating Channels of the EUT within the 5250-5350 MHz or 5470-5725 MHz bands. For 802.11 devices, the test frequency must contain control signals. This can be verified by disabling channel loading and monitoring the spectrum analyzer. If no control signals are detected, another frequency must be selected within the emission bandwidth where control signals are detected.
2. In case the EUT is a U-NII device operating as a Client Device (with or without DFS), a U-NII device operating as a Master Device will be used to allow the EUT (Client device) to Associate with the Master Device. In case the EUT is a Master Device, a U-NII device operating as a Client Device will be used and it is assumed that the Client will Associate with the EUT (Master). In both cases for conducted tests, the Radar Waveform generator will be connected to the Master Device. For radiated tests, the emissions of the Radar Waveform generator will be directed towards the Master Device. If the Master Device has antenna gain, the main beam of the antenna will be directed toward the radar emitter. Vertical polarization is used for testing.
3. Stream the channel loading test file from the Master Device to the Client Device on the test Channel for the entire period of the test.
4. At time T0 the Radar Waveform generator sends a Burst of pulses for one of the Radar Type 0 in Table 5 at levels defined in Table 3, on the Operating Channel. An additional 1 dB is added to the radar test signal to ensure it is at or above the DFS Detection Threshold, accounting for equipment variations/errors.
5. Observe the transmissions of the EUT at the end of the radar Burst on the Operating Channel for duration greater than 10 seconds. Measure and record the transmissions from the EUT during the observation time (Channel Move Time). Measure and record the Channel Move Time and Channel Closing Transmission Time if radar detection occurs. Figure 17 illustrates Channel Closing Transmission Time.
6. When operating as a Master Device, monitor the EUT for more than 30 minutes following instant T2 to verify that the EUT does not resume any transmissions on this Channel. Perform this test once and record the measurement result.
7. In case the EUT is a U-NII device operating as a Client Device with In-Service Monitoring, perform steps 1 to 6.

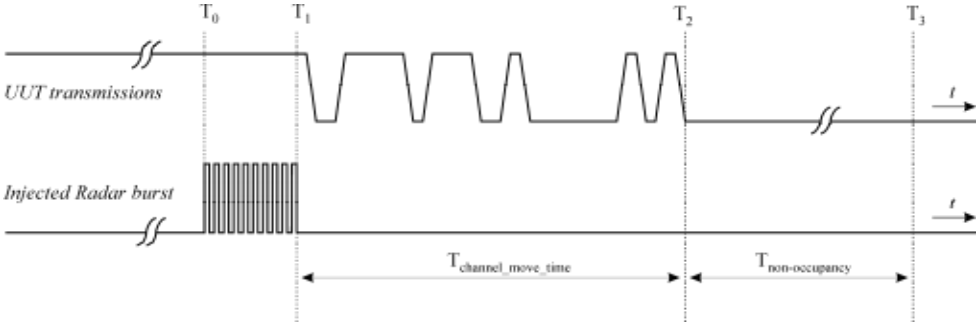

Figure 17: Example of Channel Closing Transmission Time & Channel Closing Time

Limits

Channel Move Time	≤10s
Channel Closing Transmission Time	≤200ms + 60ms (over remaining 10s period)
Non-Occupancy Period	≥30min

Note 1: Channel Move Time and the Channel Closing Transmission Time should be performed with Radar Type 0. The measurement timing begins at the end of the Radar Type 0 burst.
Note 2: The Channel Closing Transmission Time is comprised of 200 milliseconds starting at the beginning of the Channel Move Time plus any additional intermittent control signals required to facilitate Channel move (an aggregate of 60 milliseconds) during the remainder of the 10 second period. The aggregate duration of control signals will not count quiet periods in between transmissions.

Test Results:

See ANNEX A.4.

4.5 Statistical Performance Check

Methods of Measurement

The steps below define the procedure to determine the minimum percentage of successful detection requirements found in Tables 5-7 when a radar burst with a level equal to the DFS Detection Threshold + 1dB is generated on the Operating Channel of the U-NII device (In- Service Monitoring).

1. One frequency will be chosen from the Operating Channels of the UUT within the 5250-5350 MHz or 5470-5725 MHz bands.

2. In case the UUT is a U-NII device operating as a Client Device (with or without Radar Detection), a U-NII device operating as a Master Device will be used to allow the UUT (Client device) to Associate with the Master Device. In case the UUT is a Master Device, a U-NII device operating as a Client Device will be used and it is assumed that the Client will Associate with the UUT(Master). In both cases for conducted tests, the Radar Waveform generator will be connected to the Master Device. For radiated tests, the emissions of the Radar Waveform generator will be directed towards the Master Device. If the Master Device has antenna gain, the main beam of the antenna will be directed toward the radar emitter. Vertical polarization is used for testing.

3. Stream the channel loading test file from the Master Device to the Client Device on the test Channel for the entire period of the test.

4. At time T0 the Radar Waveform generator sends the individual waveform for each of the Radar Types 1- 6 in Tables 5-7, at levels defined in Table 3, on the Operating Channel. An additional 1 dB is added to the radar test signal to ensure it is at or above the DFS Detection Threshold, accounting for equipment variations/errors.

5. Observe the transmissions of the UUT at the end of the Burst on the Operating Channel for duration greater than 10 seconds for Radar Type 0 to ensure detection occurs.

6. Observe the transmissions of the UUT at the end of the Burst on the Operating Channel for duration greater than 22 seconds for Long Pulse Radar Type 5 to ensure detection occurs.

7. In case the UUT is a U-NII device operating as a Client Device with In-Service Monitoring, perform steps 1 to 6.

Limits

Radar Type	Minimum Percentage of Successful Detection	Minimum Number of Trials
1	60%	30
2	60%	30
3	60%	30
4	60%	30
Aggregate (Radar Types 1-4)	80%	120
5	80%	30
6	70%	30

Test Results

See ANNEX A.5.

4.6 Verify Dynamic Frequency Selection Transmission Bandwidth Reduction

Test Results

802.11ax does not support channel puncturing in DFS mode, only channel bandwidth reduction is applied.

No interfering signals were injected	Inject interfering signals at lowest frequency
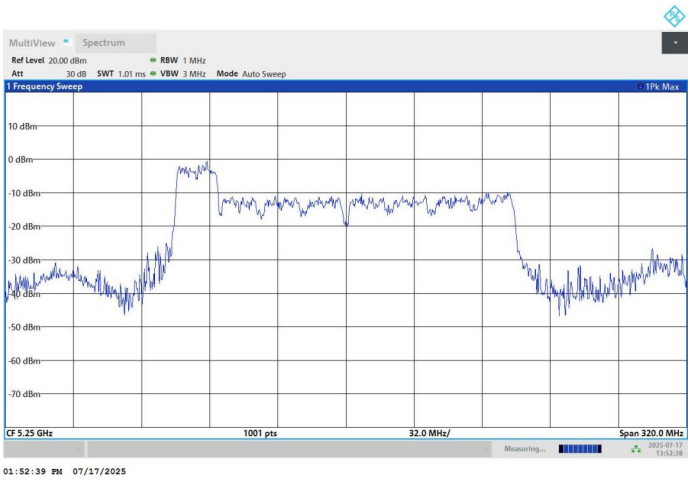	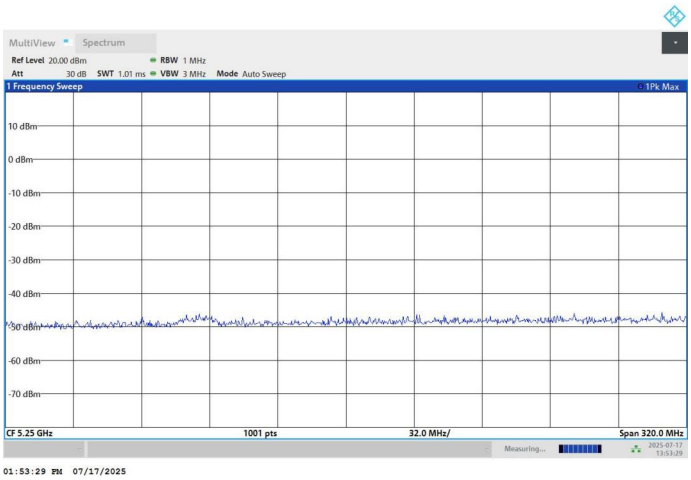
Inject interfering signals at middle frequency	**Inject interfering signals at highest frequency**
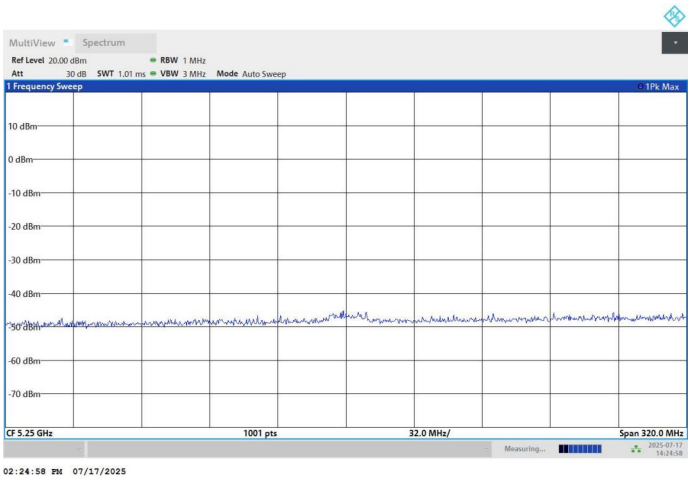	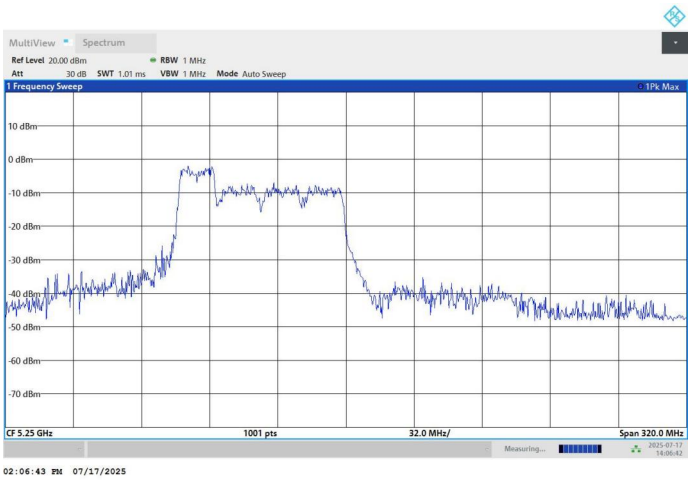

-------- THE END --------

ANNEX A: Test Results of Conducted Test

A.1. DFS Detection Thresholds

Test Result

Test Mode	Frequency[dBm]	Radar Type	Result	Limit[dBm]	Verdict
11A	5260	Type0	-62.85	-62.80	PASS
11A	5260	Type1	-63.11	-62.80	PASS
11A	5260	Type2	-62.97	-62.80	PASS
11A	5260	Type3	-62.95	-62.80	PASS
11A	5260	Type4	-62.87	-62.80	PASS
11A	5260	Type5	-62.90	-62.80	PASS
11A	5260	Type6	-63.01	-62.80	PASS
11A	5500	Type0	-63.22	-63.20	PASS
11A	5500	Type1	-63.66	-63.20	PASS
11A	5500	Type2	-63.69	-63.20	PASS
11A	5500	Type3	-63.57	-63.20	PASS
11A	5500	Type4	-63.64	-63.20	PASS
11A	5500	Type5	-63.21	-63.20	PASS
11A	5500	Type6	-63.50	-63.20	PASS
11N40SISO	5270	Type0	-63.23	-62.80	PASS
11N40SISO	5270	Type1	-63.07	-62.80	PASS
11N40SISO	5270	Type2	-62.92	-62.80	PASS
11N40SISO	5270	Type3	-63.06	-62.80	PASS
11N40SISO	5270	Type4	-63.05	-62.80	PASS
11N40SISO	5270	Type5	-63.07	-62.80	PASS
11N40SISO	5270	Type6	-62.85	-62.80	PASS
11N40SISO	5510	Type0	-63.53	-63.20	PASS
11N40SISO	5510	Type1	-63.24	-63.20	PASS
11N40SISO	5510	Type2	-63.25	-63.20	PASS
11N40SISO	5510	Type3	-63.38	-63.20	PASS
11N40SISO	5510	Type4	-63.52	-63.20	PASS
11N40SISO	5510	Type5	-63.63	-63.20	PASS
11N40SISO	5510	Type6	-63.64	-63.20	PASS
11AC80SISO	5290	Type0	-62.94	-62.80	PASS
11AC80SISO	5290	Type1	-62.95	-62.80	PASS
11AC80SISO	5290	Type2	-63.22	-62.80	PASS
11AC80SISO	5290	Type3	-63.22	-62.80	PASS
11AC80SISO	5290	Type4	-63.12	-62.80	PASS
11AC80SISO	5290	Type5	-62.93	-62.80	PASS
11AC80SISO	5290	Type6	-63.07	-62.80	PASS
11AC80SISO	5530	Type0	-63.62	-63.20	PASS

11AC80SISO	5530	Type1	-63.37	-63.20	PASS
11AC80SISO	5530	Type2	-63.39	-63.20	PASS
11AC80SISO	5530	Type3	-63.44	-63.20	PASS
11AC80SISO	5530	Type4	-63.29	-63.20	PASS
11AC80SISO	5530	Type5	-63.46	-63.20	PASS
11AC80SISO	5530	Type6	-63.33	-63.20	PASS
11AX160SISO	5250	Type0	-63.06	-62.80	PASS
11AX160SISO	5250	Type1	-63.18	-62.80	PASS
11AX160SISO	5250	Type2	-63.14	-62.80	PASS
11AX160SISO	5250	Type3	-63.19	-62.80	PASS
11AX160SISO	5250	Type4	-62.95	-62.80	PASS
11AX160SISO	5250	Type5	-63.13	-62.80	PASS
11AX160SISO	5250	Type6	-63.20	-62.80	PASS
11AX160SISO	5570	Type0	-63.26	-63.20	PASS
11AX160SISO	5570	Type1	-63.28	-63.20	PASS
11AX160SISO	5570	Type2	-63.43	-63.20	PASS
11AX160SISO	5570	Type3	-63.51	-63.20	PASS
11AX160SISO	5570	Type4	-63.51	-63.20	PASS
11AX160SISO	5570	Type5	-63.30	-63.20	PASS
11AX160SISO	5570	Type6	-63.21	-63.20	PASS

Test Graphs

11A-5260-Type0-PASS	11A-5260-Type1-PASS
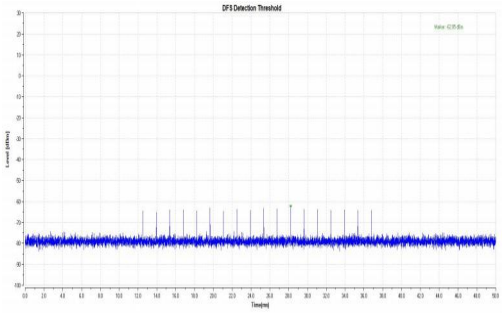	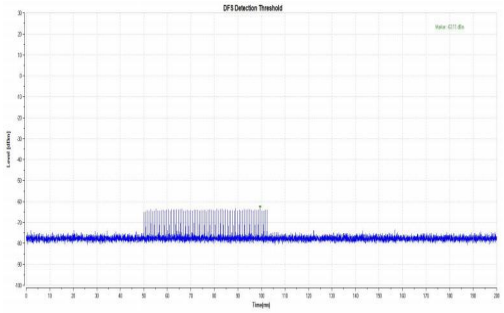
11A-5260-Type2-PASS	11A-5260-Type3-PASS
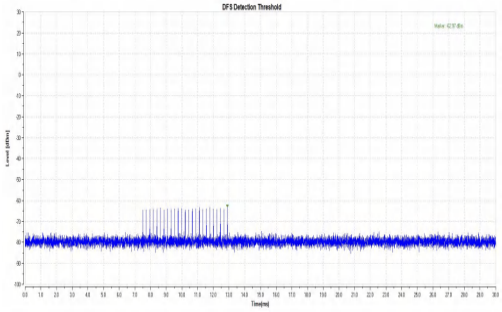	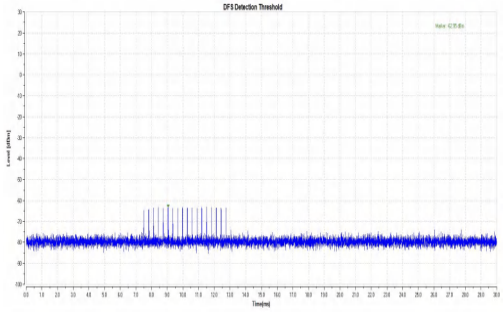
11A-5260-Type4-PASS	11A-5260-Type5-PASS

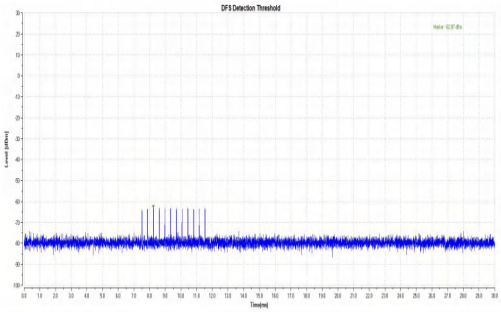

11A-5260-Type6-PASS

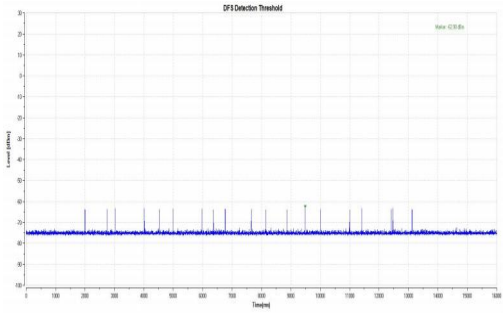

11A-5500-Type0-PASS

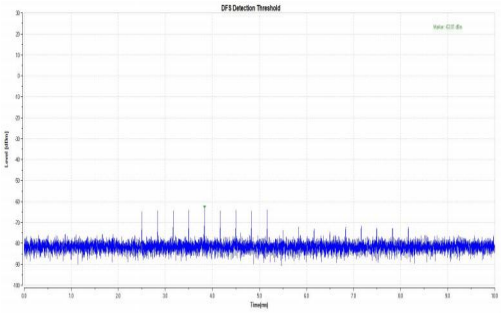

11A-5500-Type1-PASS

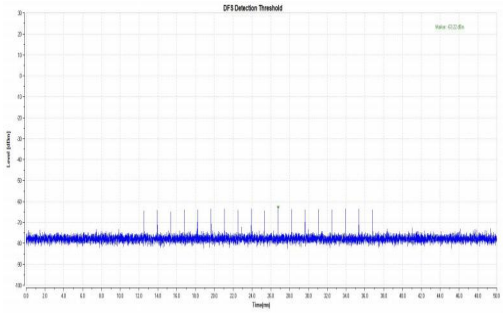

11A-5500-Type2-PASS

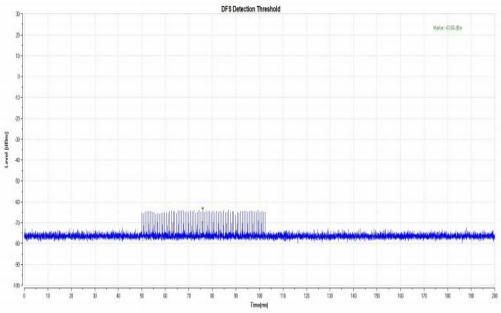

11A-5500-Type3-PASS

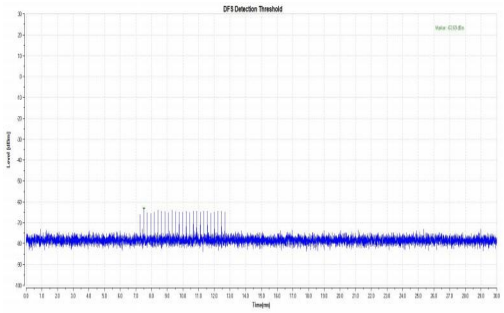

11A-5500-Type4-PASS

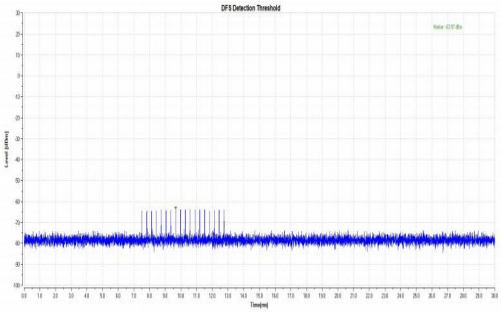

11A-5500-Type5-PASS

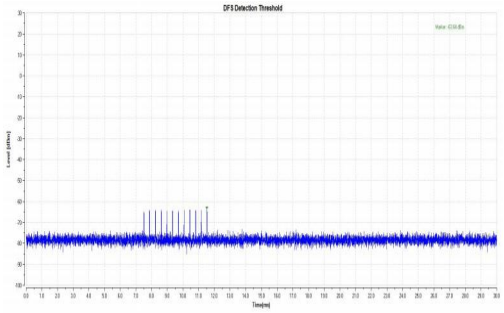

11A-5500-Type6-PASS

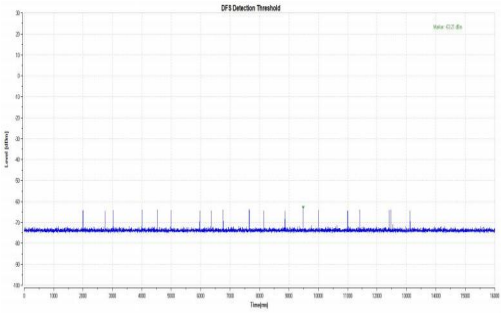

11N40SISO-5270-Type0-PASS

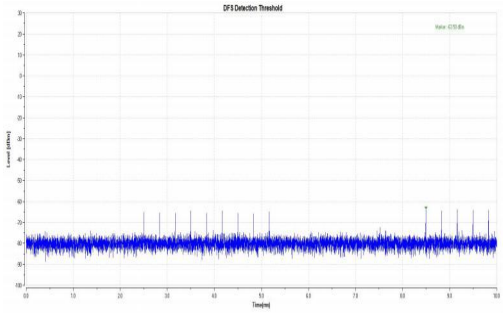

11N40SISO-5270-Type1-PASS

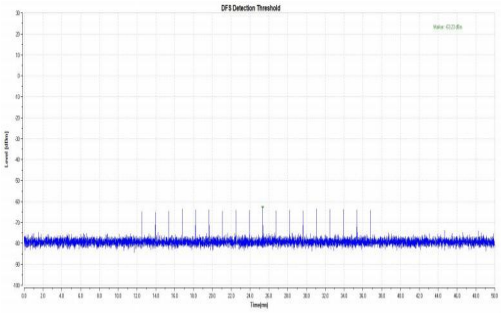

11N40SISO-5270-Type2-PASS

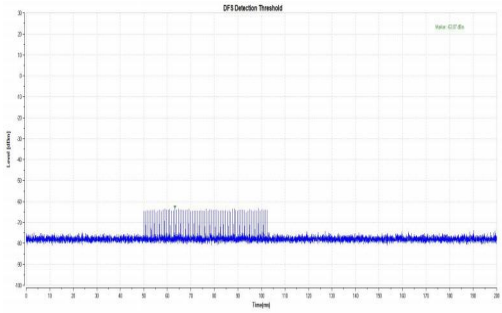

11N40SISO-5270-Type3-PASS

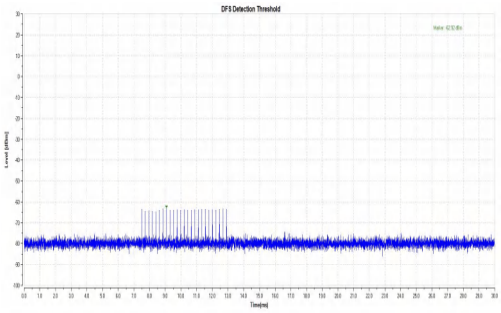

11N40SISO-5270-Type4-PASS

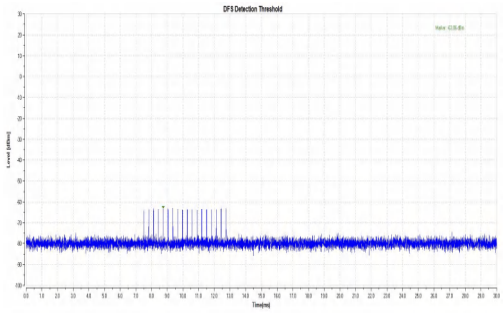

11N40SISO-5270-Type5-PASS

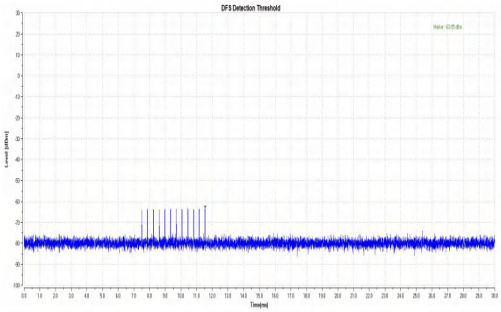

11N40SISO-5270-Type6-PASS

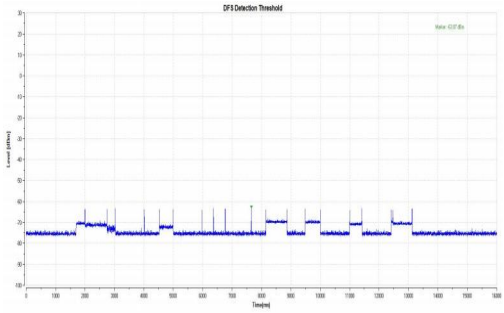

11N40SISO-5510-Type0-PASS

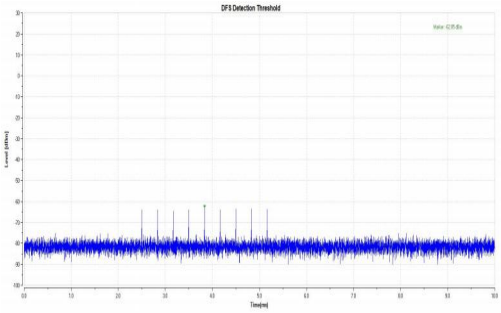

11N40SISO-5510-Type1-PASS

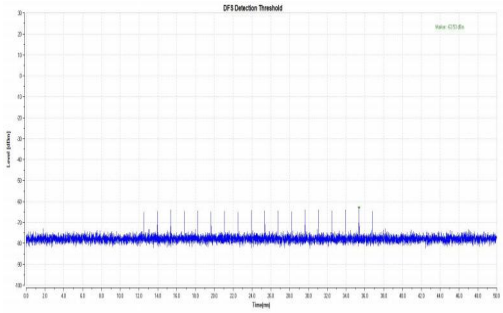

11N40SISO-5510-Type2-PASS

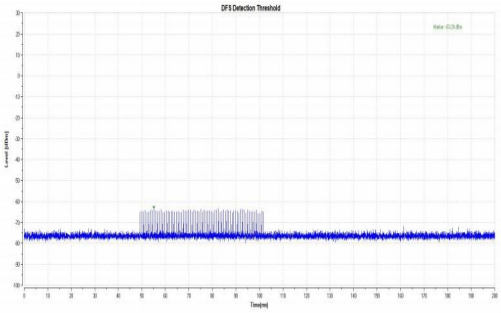

11N40SISO-5510-Type3-PASS

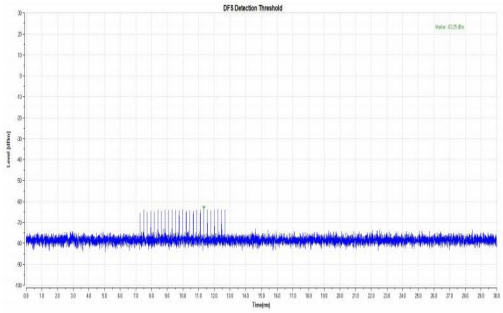

11N40SISO-5510-Type4-PASS

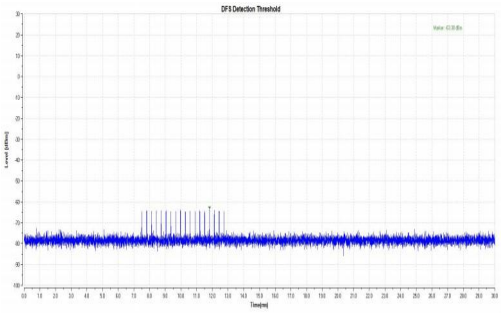

11N40SISO-5510-Type5-PASS

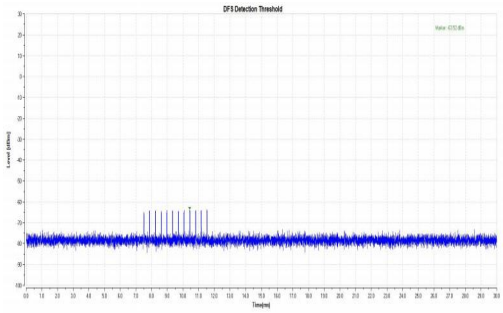

11N40SISO-5510-Type6-PASS

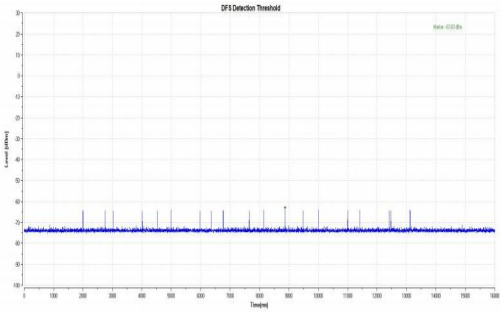

11AC80SISO-5290-Type0-PASS

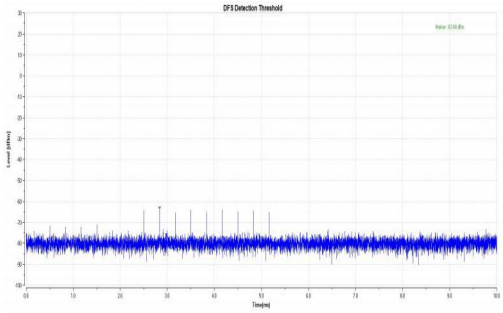

11AC80SISO-5290-Type1-PASS

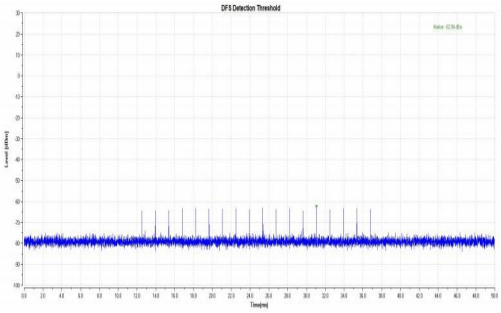

11AC80SISO-5290-Type2-PASS

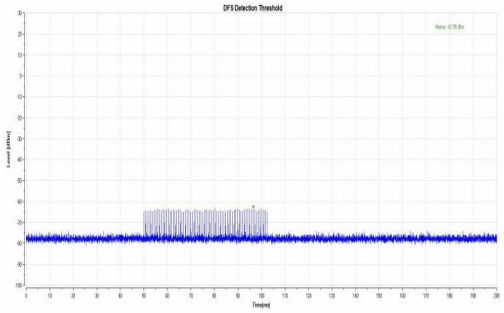

11AC80SISO-5290-Type3-PASS

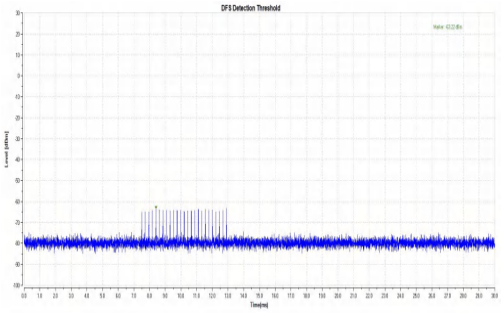

11AC80SISO-5290-Type4-PASS

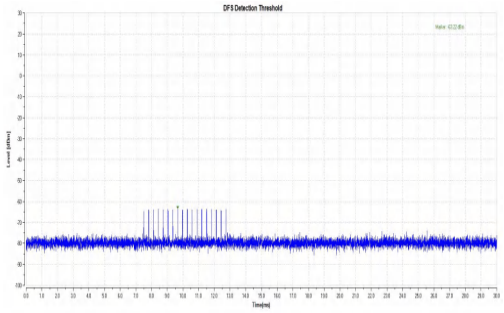

11AC80SISO-5290-Type5-PASS

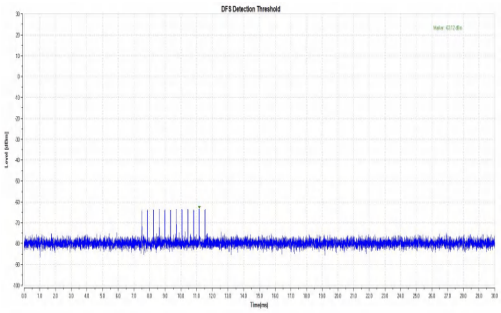

11AC80SISO-5290-Type6-PASS

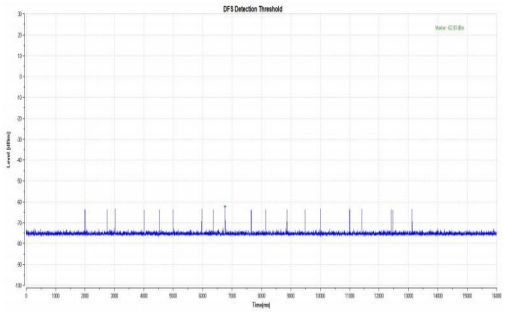

11AC80SISO-5530-Type0-PASS

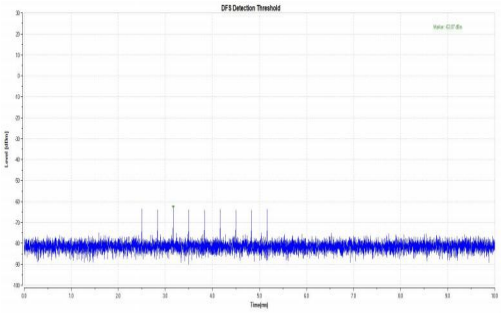

11AC80SISO-5530-Type1-PASS

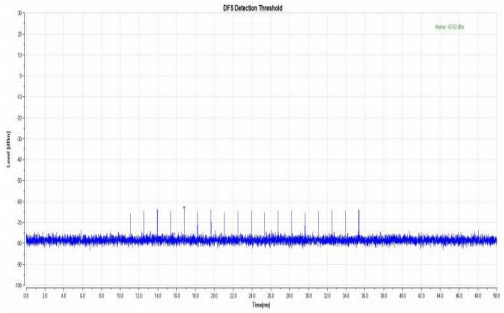

11AC80SISO-5530-Type2-PASS

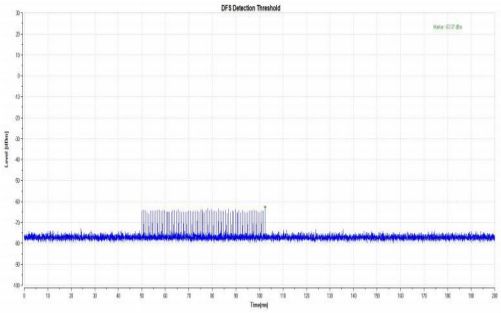

11AC80SISO-5530-Type3-PASS

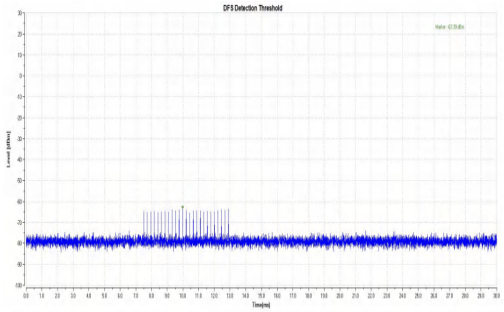

11AC80SISO-5530-Type4-PASS

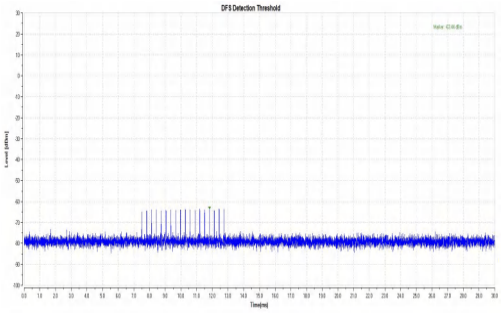

11AC80SISO-5530-Type5-PASS

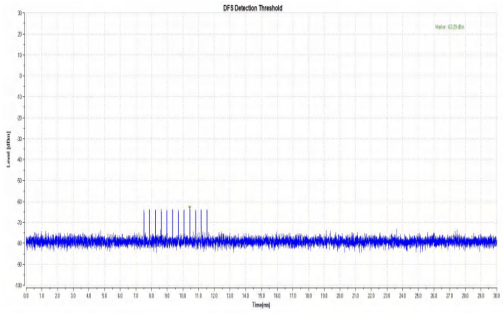

11AC80SISO-5530-Type6-PASS

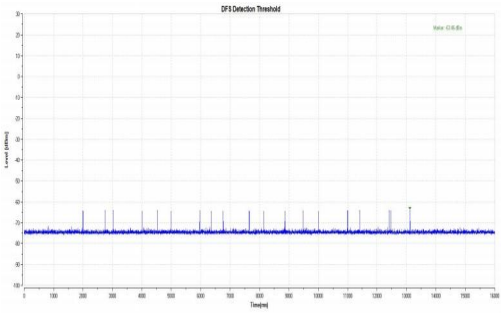

11AX160SISO-5250-Type0-PASS

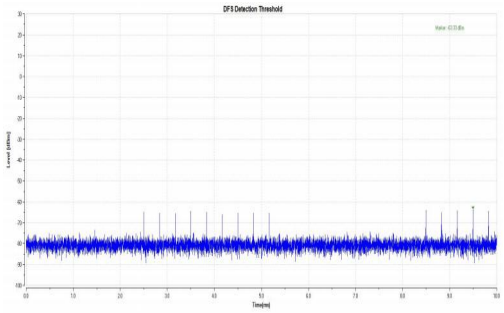

11AX160SISO-5250-Type1-PASS

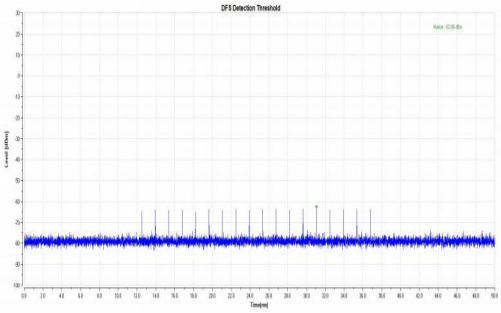

11AX160SISO-5250-Type2-PASS

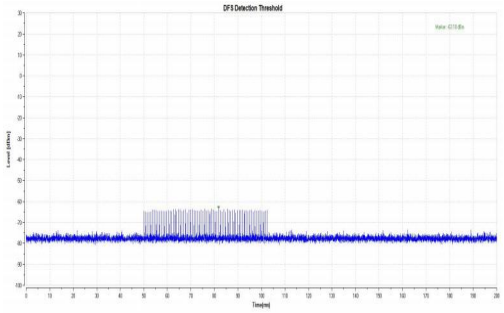

11AX160SISO-5250-Type3-PASS

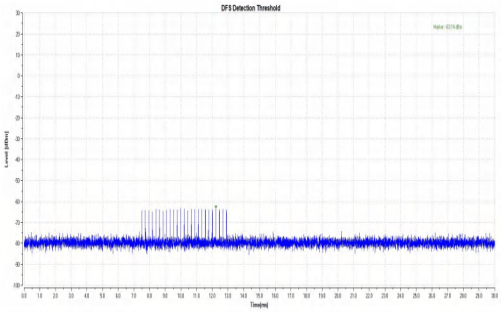

11AX160SISO-5250-Type4-PASS

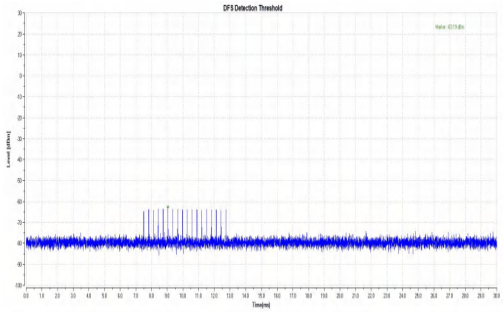

11AX160SISO-5250-Type5-PASS

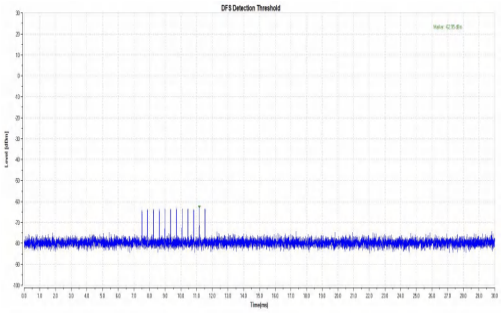

11AX160SISO-5250-Type6-PASS

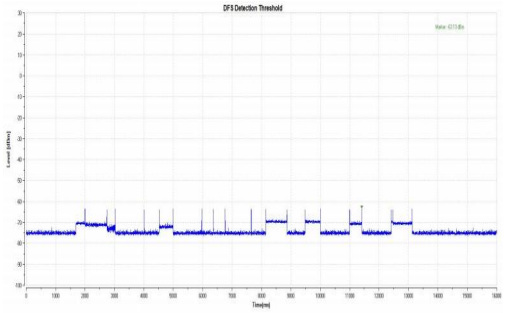

11AX160SISO-5570-Type0-PASS

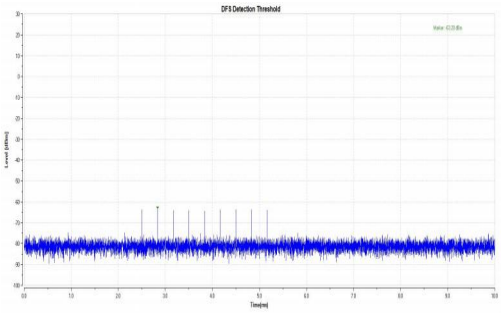

11AX160SISO-5570-Type1-PASS

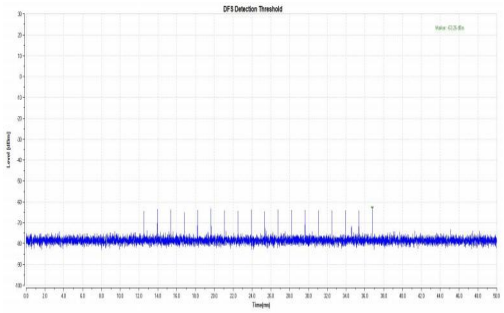

11AX160SISO-5570-Type2-PASS

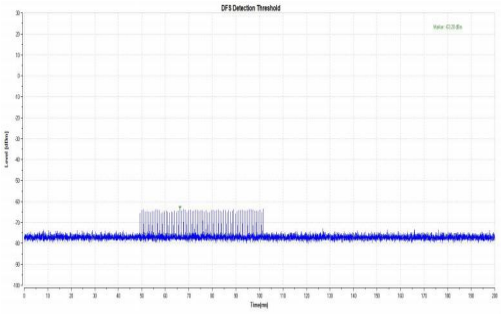

11AX160SISO-5570-Type3-PASS

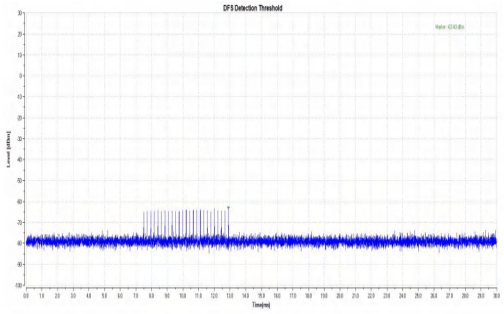

11AX160SISO-5570-Type4-PASS

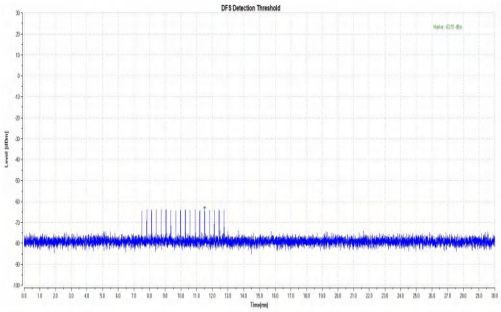	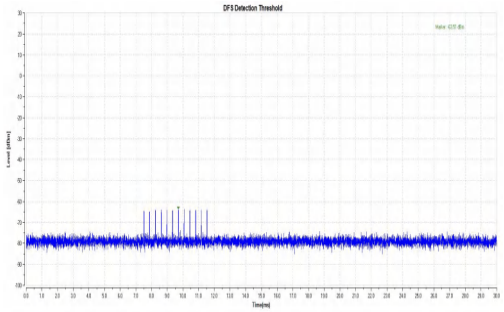
11AX160SISO-5570-Type5-PASS	11AX160SISO-5570-Type6-PASS
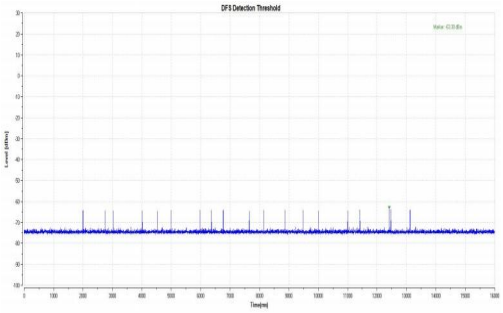	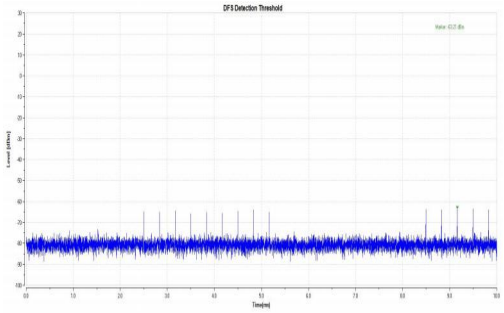

A.2 U-NII Detection Bandwidth

Test Result

Test Mode	Frequency[MHz]	FL[MHz]	FH[MHz]	Detection Bandwidth [MHz]	OCB [MHz]	Ratio [%]	Limit [%]	Verdict
11A	5260	5250	5270	20	17.242	116.00	≥100	PASS
11A	5500	5490	5510	20	17.24	116.01	≥100	PASS
11N40SISO	5270	5250	5290	40	37.374	107.03	≥100	PASS
11N40SISO	5510	5490	5530	40	37.194	107.54	≥100	PASS
11AC80SISO	5290	5250	5330	80	76.471	104.61	≥100	PASS
11AC80SISO	5530	5490	5570	80	76.368	104.76	≥100	PASS
11AX160SISO	5250	5250	5330	80	80	100.00	≥100	PASS
11AX160SISO	5570	5490	5650	160	158.025	101.25	≥100	PASS

Test Mode	Freq. [MHz]	Radar Freq.	Trial 1	Trial 2	Trial 3	Trial 4	Trial 5	Trial 6	Trial 7	Trial 8	Trial 9	Trial 10	Ratio (%)
11A	5260	5260	1	1	1	1	1	1	1	1	1	1	100
11A	5260	5255	1	1	1	1	1	1	1	1	1	1	100
11A	5260	5250	1	1	1	1	1	1	1	1	1	1	100
11A	5260	5249	0	0	0	0	0	0	0	0	0	0	0
11A	5260	5265	1	1	1	1	1	1	1	1	1	1	100
11A	5260	5270	1	1	1	1	1	1	1	1	1	1	100
11A	5260	5271	0	0	0	0	0	0	0	0	0	0	0
11A	5500	5500	1	1	1	1	1	1	1	1	1	1	100
11A	5500	5495	1	1	1	1	1	1	1	1	1	1	100
11A	5500	5490	1	1	1	1	1	1	1	1	1	1	100
11A	5500	5489	0	0	0	0	0	0	0	0	0	0	0
11A	5500	5505	1	1	1	1	1	1	1	1	1	1	100
11A	5500	5510	1	1	1	1	1	1	1	1	1	1	100
11A	5500	5511	0	0	0	0	0	0	0	0	0	0	0
11N40SISO	5270	5270	1	1	1	1	1	1	1	1	1	1	100
11N40SISO	5270	5265	1	1	1	1	1	1	1	1	1	1	100
11N40SISO	5270	5260	1	1	1	1	1	1	1	1	1	1	100
11N40SISO	5270	5255	1	1	1	1	1	1	1	1	1	1	100
11N40SISO	5270	5250	1	1	1	1	1	1	1	1	0	1	90
11N40SISO	5270	5249	0	0	0	0	0	0	0	0	0	0	0
11N40SISO	5270	5275	1	1	1	1	1	1	1	1	1	1	100
11N40SISO	5270	5280	1	1	1	1	1	1	1	1	1	1	100
11N40SISO	5270	5285	1	1	1	1	1	1	1	1	1	1	100
11N40SISO	5270	5290	1	1	1	1	1	1	1	1	1	1	100
11N40SISO	5270	5291	0	0	0	0	0	0	0	0	0	0	0

11N40SISO	5510	5510	1	1	1	1	1	1	1	1	1	1	100
11N40SISO	5510	5505	1	1	1	1	1	1	1	1	1	1	100
11N40SISO	5510	5500	1	1	1	1	1	1	1	1	1	1	100
11N40SISO	5510	5495	1	1	1	1	1	1	1	1	1	1	100
11N40SISO	5510	5490	1	1	1	1	1	1	1	1	1	1	100
11N40SISO	5510	5489	0	0	0	0	0	0	0	0	0	0	0
11N40SISO	5510	5515	1	1	1	1	1	1	1	1	1	1	100
11N40SISO	5510	5520	1	1	1	1	1	1	1	1	0	1	90
11N40SISO	5510	5525	1	1	1	1	1	1	1	1	1	1	100
11N40SISO	5510	5530	1	1	1	1	1	1	1	1	1	1	100
11N40SISO	5510	5531	0	0	0	0	0	0	0	0	0	0	0
11AC80SISO	5290	5290	1	1	1	1	1	1	1	1	1	1	100
11AC80SISO	5290	5285	1	1	1	1	1	1	1	1	1	1	100
11AC80SISO	5290	5280	1	1	1	1	1	1	1	1	1	1	100
11AC80SISO	5290	5275	1	1	1	1	1	1	1	1	1	1	100
11AC80SISO	5290	5270	1	1	1	1	1	1	1	1	1	1	100
11AC80SISO	5290	5265	1	1	1	1	1	1	1	1	1	1	100
11AC80SISO	5290	5260	1	1	1	1	1	1	1	1	1	1	100
11AC80SISO	5290	5255	1	1	1	1	1	1	1	1	1	1	100
11AC80SISO	5290	5250	1	1	1	1	1	1	1	1	1	1	100
11AC80SISO	5290	5249	0	0	0	0	0	0	0	0	0	0	0
11AC80SISO	5290	5295	0	1	1	1	1	1	1	1	1	1	90
11AC80SISO	5290	5300	1	1	1	1	1	1	1	1	1	1	100
11AC80SISO	5290	5305	1	1	1	1	1	1	1	1	1	1	100
11AC80SISO	5290	5310	1	1	1	1	1	1	1	1	1	1	100
11AC80SISO	5290	5315	1	1	1	1	1	1	1	1	1	1	100
11AC80SISO	5290	5320	1	1	1	1	1	1	1	1	1	1	100
11AC80SISO	5290	5325	1	1	1	1	1	1	1	1	1	1	100
11AC80SISO	5290	5330	1	1	1	1	1	1	1	1	1	1	100
11AC80SISO	5290	5331	0	0	0	0	0	0	0	0	0	0	0
11AC80SISO	5530	5530	1	1	1	1	1	1	1	1	1	1	100
11AC80SISO	5530	5525	1	1	1	1	1	1	1	1	1	1	100
11AC80SISO	5530	5520	1	1	1	1	1	1	1	1	1	1	100
11AC80SISO	5530	5515	1	1	1	1	1	1	1	1	1	1	100
11AC80SISO	5530	5510	1	1	1	1	1	1	1	1	1	1	100
11AC80SISO	5530	5505	1	1	1	1	1	1	1	1	1	1	100
11AC80SISO	5530	5500	1	1	1	1	1	1	1	1	1	1	100
11AC80SISO	5530	5495	1	1	1	1	1	1	1	1	1	1	100
11AC80SISO	5530	5490	1	1	1	1	1	1	1	1	1	1	100
11AC80SISO	5530	5489	0	0	0	0	0	0	0	0	0	0	0
11AC80SISO	5530	5535	1	1	1	1	1	1	1	0	1	1	90
11AC80SISO	5530	5540	1	1	1	1	1	1	1	1	1	1	100

11AC80SISO	5530	5545	1	1	1	1	1	1	1	1	1	1	100
11AC80SISO	5530	5550	1	1	1	1	1	1	1	1	1	1	100
11AC80SISO	5530	5555	1	1	1	1	1	1	1	1	1	1	100
11AC80SISO	5530	5560	1	1	1	1	1	1	1	1	1	1	100
11AC80SISO	5530	5565	1	1	1	1	1	1	1	0	1	1	90
11AC80SISO	5530	5570	1	1	1	1	1	1	1	1	1	1	100
11AC80SISO	5530	5571	0	0	0	0	0	0	0	0	0	0	0
11AX160SISO	5250	5285	1	1	1	1	1	1	1	1	1	1	100
11AX160SISO	5250	5280	1	1	1	1	1	1	1	1	1	1	100
11AX160SISO	5250	5275	1	1	1	1	1	1	1	1	1	1	100
11AX160SISO	5250	5270	1	1	1	1	1	1	1	1	1	1	100
11AX160SISO	5250	5265	1	1	1	1	1	1	1	1	1	1	100
11AX160SISO	5250	5260	1	1	1	1	1	1	1	1	1	1	100
11AX160SISO	5250	5255	1	1	1	1	1	1	1	1	1	1	100
11AX160SISO	5250	5290	0	1	1	1	1	1	1	1	1	1	90
11AX160SISO	5250	5249	0	0	0	0	0	0	0	0	0	0	0
11AX160SISO	5250	5295	1	1	1	1	1	1	1	1	1	1	100
11AX160SISO	5250	5300	1	1	1	1	1	1	1	1	1	1	100
11AX160SISO	5250	5305	1	1	1	1	1	1	1	1	1	1	100
11AX160SISO	5250	5310	1	1	1	1	1	1	1	1	1	1	100
11AX160SISO	5250	5315	1	1	1	1	1	1	1	1	1	1	100
11AX160SISO	5250	5320	1	1	1	1	1	1	1	1	1	1	100
11AX160SISO	5250	5325	1	1	1	1	1	1	1	1	1	1	100
11AX160SISO	5250	5330	1	1	1	1	1	1	1	1	1	1	100
11AX160SISO	5250	5331	0	0	0	0	0	0	0	0	0	0	0
11AX160SISO	5570	5570	1	1	1	1	1	1	1	1	1	1	100
11AX160SISO	5570	5565	1	1	1	1	1	1	1	1	1	1	100
11AX160SISO	5570	5560	1	1	1	1	1	1	1	1	1	1	100
11AX160SISO	5570	5555	1	1	1	1	1	1	1	1	1	1	100
11AX160SISO	5570	5550	1	1	1	1	1	1	1	1	1	1	100
11AX160SISO	5570	5545	1	1	1	1	1	1	1	1	1	1	100
11AX160SISO	5570	5540	1	1	1	1	1	1	1	1	1	1	100
11AX160SISO	5570	5535	1	1	1	1	1	1	1	1	1	1	100
11AX160SISO	5570	5530	1	1	1	1	1	1	1	1	1	1	100
11AX160SISO	5570	5525	0	1	1	1	1	1	1	1	1	1	90
11AX160SISO	5570	5520	1	1	1	1	1	1	1	1	1	1	100
11AX160SISO	5570	5515	0	1	1	1	1	1	1	1	1	1	90
11AX160SISO	5570	5510	1	1	1	1	1	1	1	1	1	1	100
11AX160SISO	5570	5505	1	1	1	1	1	1	1	1	1	1	100
11AX160SISO	5570	5500	1	1	1	1	1	1	1	1	1	1	100
11AX160SISO	5570	5495	1	1	1	1	1	1	1	1	0	1	90
11AX160SISO	5570	5490	1	1	1	1	1	1	1	1	1	1	100

11AX160SISO	5570	5489	0	0	0	0	0	0	0	0	0	0	0
11AX160SISO	5570	5575	1	1	1	1	1	1	1	1	1	1	100
11AX160SISO	5570	5580	1	1	1	1	1	1	1	1	1	1	100
11AX160SISO	5570	5585	1	1	1	1	1	1	1	1	1	1	100
11AX160SISO	5570	5590	1	1	1	1	1	1	1	1	1	1	100
11AX160SISO	5570	5595	1	1	1	1	1	1	1	1	1	1	100
11AX160SISO	5570	5600	1	1	1	1	1	1	1	1	1	1	100
11AX160SISO	5570	5605	1	1	1	1	1	1	1	1	1	1	100
11AX160SISO	5570	5610	1	1	1	1	1	1	1	1	1	1	100
11AX160SISO	5570	5615	1	1	1	1	1	1	1	1	1	1	100
11AX160SISO	5570	5620	1	1	1	1	1	1	1	1	1	1	100
11AX160SISO	5570	5625	1	1	1	1	1	1	1	1	1	1	100
11AX160SISO	5570	5630	1	1	1	1	1	1	1	1	1	1	100
11AX160SISO	5570	5635	1	1	1	1	1	1	1	1	1	1	100
11AX160SISO	5570	5640	1	1	1	1	1	1	1	1	1	1	100
11AX160SISO	5570	5645	1	1	1	1	1	1	1	1	1	1	100
11AX160SISO	5570	5650	1	1	1	1	1	1	1	1	1	1	100
11AX160SISO	5570	5651	0	0	0	0	0	0	0	0	0	0	0

Test Graphs

11A-5260-PASS

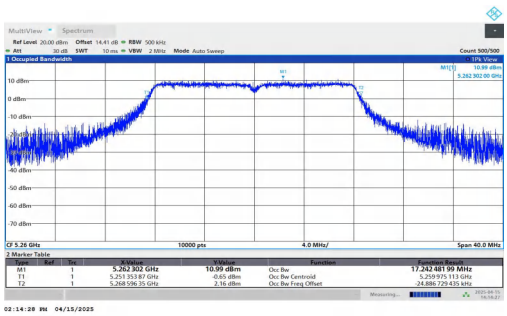

11A-5500-PASS

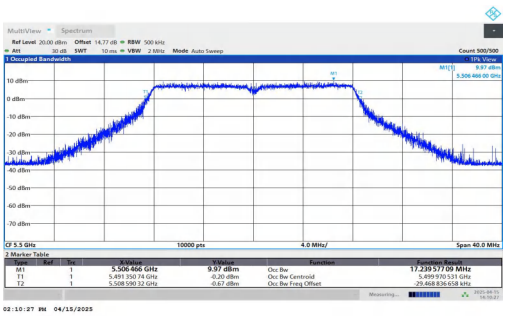

11N40SISO-5270-PASS

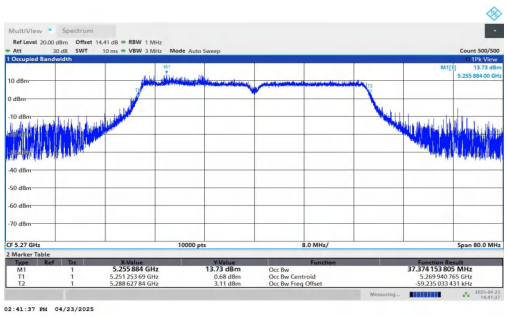

11N40SISO-5510-PASS

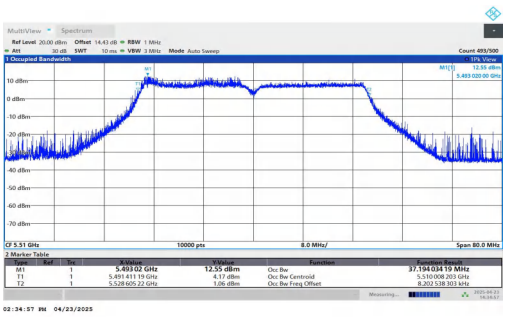

11AC80SISO-5290-PASS

11AC80SISO-5530-PASS

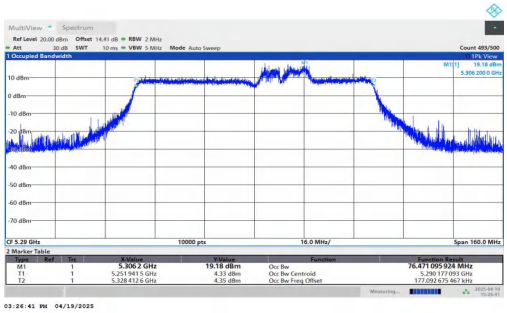

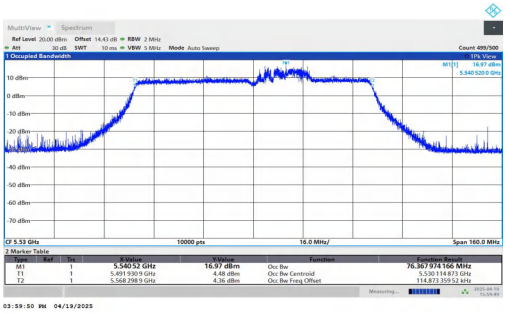

11AX160SISO-5250-PASS

11AX160SISO-5570-PASS

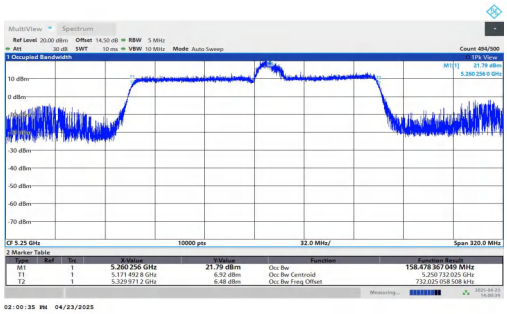

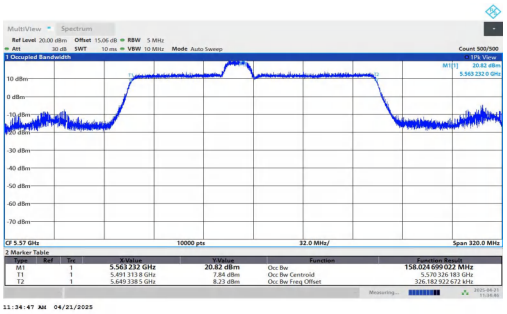

A.3 Channel Availability Check Time

Test Result_CAC

Test Mode	Frequency[MHz]	Result	Verdict
11A	5260	See test Graph	PASS
11A	5500	See test Graph	PASS

Test Result_Beginning_of_CAC

Test Mode	Frequency[MHz]	Result	Verdict
11A	5260	See test Graph	PASS
11A	5500	See test Graph	PASS

Test Result_End_of_CAC

Test Mode	Frequency[MHz]	Result	Verdict
11A	5260	See test Graph	PASS
11A	5500	See test Graph	PASS

Test Graphs_CAC

11A-5260-PASS	11A-5500-PASS
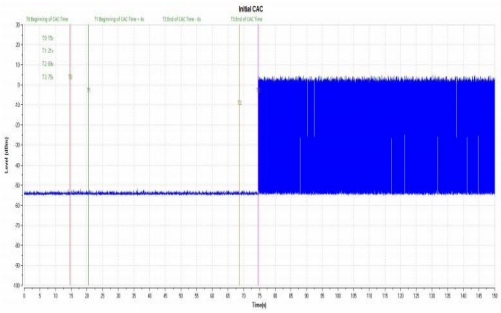	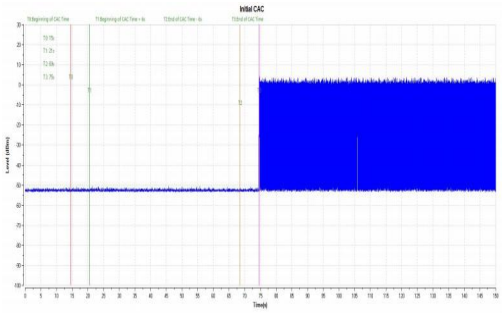

Test Graphs_Beginning_of_CAC

11A-5260-Type0-PASS	11A-5500-Type0-PASS
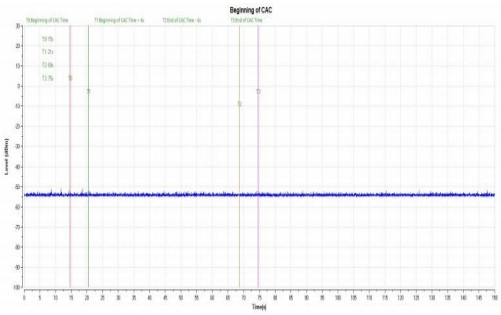	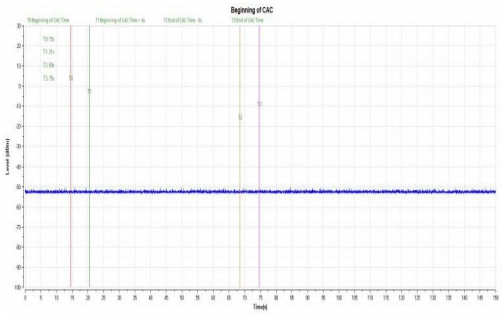

Test Graphs_End_of_CAC

11A-5260-Type0-PASS	11A-5500-Type0-PASS
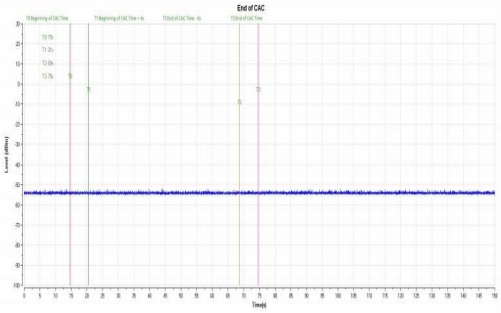	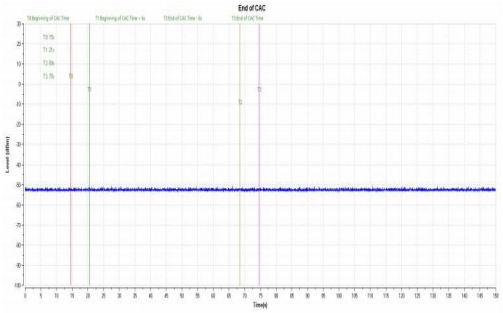

A.4 Channel Move Time, Channel Closing Transmission Time and Non-Occupancy Period

Test Result_Channel Move Time, Channel Closing Transmission Time

Test Mode	Frequency[MHz]	CCTT[ms]	Limit[ms]	CMT[ms]	Limit[ms]	Verdict
11AX160SISO	5250	200+29.9	200+60	935.7	10000	PASS
11AX160SISO	5570	200+59.8	200+60	1016.3	10000	PASS

Test Graphs_Channel Move Time, Channel Closing Transmission Time

11AX160SISO-5250-Type0-PASS	11AX160SISO-5570-Type0-PASS
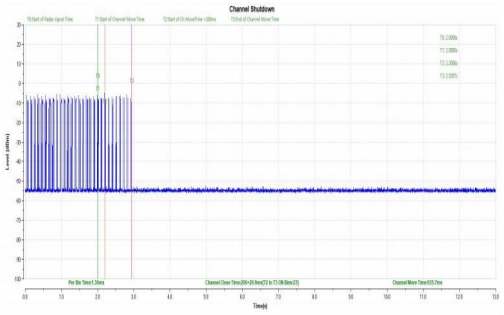	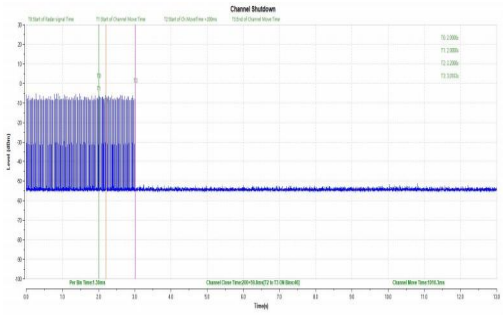

Test Result_Non-Occupancy Period

Test Mode	Frequency[MHz]	Result	Limit[s]	Verdict
11AX160SISO	5250	see test graph	≥1800	PASS
11AX160SISO	5570	see test graph	≥1800	PASS

Test Graphs_Non-Occupancy Period

11AX160SISO-5250-Type0-PASS	11AX160SISO-5570-Type0-PASS
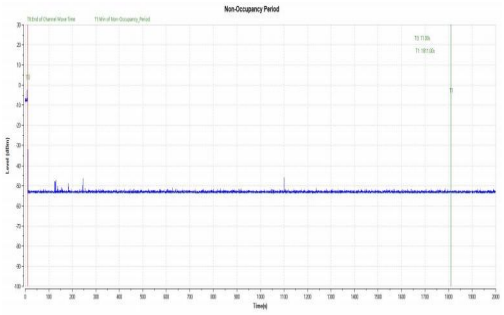	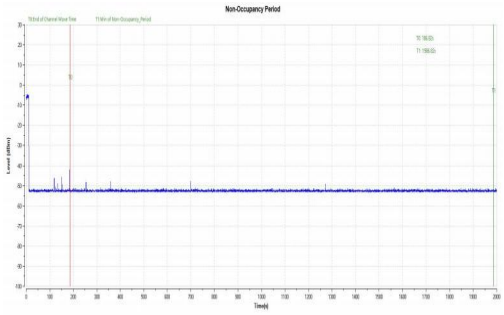

A.5 Statistical Performance Check

Test Result

Test Mode	Frequency[MHz]	Radar Type	Pass Times	Fail Times	Probability (%)	Limit (%)	Verdict
11A	5260	Type1	30	0	100.00	60	PASS
11A	5260	Type2	29	1	96.67	60	PASS
11A	5260	Type3	29	1	96.67	60	PASS
11A	5260	Type4	29	1	96.67	60	PASS
11A	5260	Type 1-4	---	---	97.50	80	PASS
11A	5260	Type5	30	0	100.00	80	PASS
11A	5260	Type6	27	3	90.00	70	PASS
11A	5500	Type1	25	5	83.33	60	PASS
11A	5500	Type2	27	3	90.00	60	PASS
11A	5500	Type3	26	4	86.67	60	PASS
11A	5500	Type4	29	1	96.67	60	PASS
11A	5500	Type 1-4	---	---	89.17	80	PASS
11A	5500	Type5	24	6	80.00	80	PASS
11A	5500	Type6	28	2	93.33	70	PASS
11N40SISO	5270	Type1	29	1	96.67	60	PASS
11N40SISO	5270	Type2	28	2	93.33	60	PASS
11N40SISO	5270	Type3	29	1	96.67	60	PASS
11N40SISO	5270	Type4	30	0	100.00	60	PASS
11N40SISO	5270	Type 1-4	---	---	96.67	80	PASS
11N40SISO	5270	Type5	28	2	93.33	80	PASS
11N40SISO	5270	Type6	30	0	100.00	70	PASS
11N40SISO	5510	Type1	23	7	76.67	60	PASS
11N40SISO	5510	Type2	26	4	86.67	60	PASS
11N40SISO	5510	Type3	30	0	100.00	60	PASS
11N40SISO	5510	Type4	30	0	100.00	60	PASS
11N40SISO	5510	Type 1-4	---	---	90.84	80	PASS
11N40SISO	5510	Type5	30	0	100.00	80	PASS
11N40SISO	5510	Type6	30	0	100.00	70	PASS
11AC80SISO	5290	Type1	30	0	100.00	60	PASS
11AC80SISO	5290	Type2	28	2	93.33	60	PASS
11AC80SISO	5290	Type3	30	0	100.00	60	PASS
11AC80SISO	5290	Type4	30	0	100.00	60	PASS
11AC80SISO	5290	Type 1-4	---	---	98.33	80	PASS
11AC80SISO	5290	Type5	27	3	90.00	80	PASS
11AC80SISO	5290	Type6	30	0	100.00	70	PASS
11AC80SISO	5530	Type1	30	0	100.00	60	PASS
11AC80SISO	5530	Type2	30	0	100.00	60	PASS

11AC80SISO	5530	Type3	29	1	96.67	60	PASS
11AC80SISO	5530	Type4	29	1	96.67	60	PASS
11AC80SISO	5530	Type 1-4	---	---	98.34	80	PASS
11AC80SISO	5530	Type5	28	2	93.33	80	PASS
11AC80SISO	5530	Type6	30	0	100.00	70	PASS
11AX160SISO	5250	Type1	29	1	96.67	60	PASS
11AX160SISO	5250	Type2	29	1	96.67	60	PASS
11AX160SISO	5250	Type3	30	0	100.00	60	PASS
11AX160SISO	5250	Type4	30	0	100.00	60	PASS
11AX160SISO	5250	Type 1-4	---	---	98.34	80	PASS
11AX160SISO	5250	Type5	29	1	96.67	80	PASS
11AX160SISO	5250	Type6	30	0	100.00	70	PASS
11AX160SISO	5570	Type1	30	0	100.00	60	PASS
11AX160SISO	5570	Type2	29	1	96.67	60	PASS
11AX160SISO	5570	Type3	29	1	96.67	60	PASS
11AX160SISO	5570	Type4	29	1	96.67	60	PASS
11AX160SISO	5570	Type 1-4	---	---	97.50	80	PASS
11AX160SISO	5570	Type5	28	2	93.33	80	PASS
11AX160SISO	5570	Type6	30	0	100.00	70	PASS

Test Mode	Frequency [MHz]	Radar Type	Trial ID	Pulse width(μs)	PRI (μs)	Pulses per Burst	Detection (1: Yes; 0: No)
11A	5260	Type1	0	1.0	658	81	1
11A	5260	Type1	1	1.0	538	98	1
11A	5260	Type1	2	1.0	798	67	1
11A	5260	Type1	3	1.0	618	86	1
11A	5260	Type1	4	1.0	738	72	1
11A	5260	Type1	5	1.0	898	59	1
11A	5260	Type1	6	1.0	778	68	1
11A	5260	Type1	7	1.0	678	78	1
11A	5260	Type1	8	1.0	918	58	1
11A	5260	Type1	9	1.0	858	62	1
11A	5260	Type1	10	1.0	638	83	1
11A	5260	Type1	11	1.0	758	70	1
11A	5260	Type1	12	1.0	718	74	1
11A	5260	Type1	13	1.0	698	76	1
11A	5260	Type1	14	1.0	818	65	1
11A	5260	Type1	15	1.0	2839	19	1
11A	5260	Type1	16	1.0	2977	18	1
11A	5260	Type1	17	1.0	2353	23	1
11A	5260	Type1	18	1.0	789	67	1
11A	5260	Type1	19	1.0	1889	28	1

11A	5260	Type1	20	1.0	2168	25	1
11A	5260	Type1	21	1.0	2645	20	1
11A	5260	Type1	22	1.0	2729	20	1
11A	5260	Type1	23	1.0	627	85	1
11A	5260	Type1	24	1.0	2084	26	1
11A	5260	Type1	25	1.0	947	56	1
11A	5260	Type1	26	1.0	588	90	1
11A	5260	Type1	27	1.0	1319	40	1
11A	5260	Type1	28	1.0	1036	51	1
11A	5260	Type1	29	1.0	1997	27	1
11A	5260	Type2	0	1.8	225	29	1
11A	5260	Type2	1	1.2	179	25	1
11A	5260	Type2	2	4	191	29	1
11A	5260	Type2	3	1	184	23	1
11A	5260	Type2	4	3.1	221	24	1
11A	5260	Type2	5	2.8	219	23	1
11A	5260	Type2	6	4.1	175	28	1
11A	5260	Type2	7	3.2	205	28	1
11A	5260	Type2	8	3.8	177	23	1
11A	5260	Type2	9	1.1	161	25	1
11A	5260	Type2	10	1.6	162	24	1
11A	5260	Type2	11	2.5	165	27	1
11A	5260	Type2	12	1.6	195	26	1
11A	5260	Type2	13	1.3	154	27	1
11A	5260	Type2	14	4	213	28	1
11A	5260	Type2	15	4.2	181	28	1
11A	5260	Type2	16	2.2	196	25	1
11A	5260	Type2	17	3.2	164	26	1
11A	5260	Type2	18	2.3	151	25	1
11A	5260	Type2	19	4	173	29	1
11A	5260	Type2	20	2.1	227	24	1
11A	5260	Type2	21	1.3	180	27	1
11A	5260	Type2	22	1	188	24	1
11A	5260	Type2	23	1.6	159	27	1
11A	5260	Type2	24	2.6	211	28	1
11A	5260	Type2	25	2.3	182	27	1
11A	5260	Type2	26	3.1	182	27	1
11A	5260	Type2	27	1.1	163	27	1
11A	5260	Type2	28	4.4	163	26	1
11A	5260	Type2	29	2.5	191	26	0
11A	5260	Type3	0	8	378	17	1
11A	5260	Type3	1	7.8	423	17	1

11A	5260	Type3	2	9	401	18	1
11A	5260	Type3	3	8.4	447	17	1
11A	5260	Type3	4	7.2	444	17	1
11A	5260	Type3	5	6.6	472	17	1
11A	5260	Type3	6	9.1	263	18	1
11A	5260	Type3	7	6.3	342	17	1
11A	5260	Type3	8	9.8	361	17	1
11A	5260	Type3	9	7.8	328	16	1
11A	5260	Type3	10	8.4	367	18	1
11A	5260	Type3	11	7.3	321	17	1
11A	5260	Type3	12	6.8	345	17	1
11A	5260	Type3	13	6.9	326	17	1
11A	5260	Type3	14	7	315	17	1
11A	5260	Type3	15	9.7	258	16	1
11A	5260	Type3	16	8.1	208	17	1
11A	5260	Type3	17	6.7	410	16	1
11A	5260	Type3	18	8.8	252	18	1
11A	5260	Type3	19	8.2	463	17	0
11A	5260	Type3	20	7.3	467	17	1
11A	5260	Type3	21	6.9	409	16	1
11A	5260	Type3	22	6.2	370	17	1
11A	5260	Type3	23	6.3	264	17	1
11A	5260	Type3	24	6.1	301	18	1
11A	5260	Type3	25	9.6	382	18	1
11A	5260	Type3	26	6.4	332	17	1
11A	5260	Type3	27	9.4	397	16	1
11A	5260	Type3	28	7.2	424	18	1
11A	5260	Type3	29	8.2	485	17	1
11A	5260	Type4	0	19.3	498	12	1
11A	5260	Type4	1	11.7	484	14	0
11A	5260	Type4	2	12.7	385	14	1
11A	5260	Type4	3	16.5	376	15	1
11A	5260	Type4	4	15.3	430	13	1
11A	5260	Type4	5	18.5	440	12	1
11A	5260	Type4	6	18.3	436	16	1
11A	5260	Type4	7	13.6	286	13	1
11A	5260	Type4	8	17.2	376	12	1
11A	5260	Type4	9	17	219	13	1
11A	5260	Type4	10	15.5	327	15	1
11A	5260	Type4	11	16.5	381	16	1
11A	5260	Type4	12	12.1	463	14	1
11A	5260	Type4	13	17.7	460	14	1

11A	5260	Type4	14	14.3	344	13	1
11A	5260	Type4	15	15.6	302	12	1
11A	5260	Type4	16	15.4	309	12	1
11A	5260	Type4	17	13	302	13	1
11A	5260	Type4	18	14.7	480	12	1
11A	5260	Type4	19	11.3	283	14	1
11A	5260	Type4	20	14.1	262	12	1
11A	5260	Type4	21	15.8	346	13	1
11A	5260	Type4	22	14.2	352	12	1
11A	5260	Type4	23	18.2	315	13	1
11A	5260	Type4	24	19.3	464	15	1
11A	5260	Type4	25	13.9	492	13	1
11A	5260	Type4	26	13.9	313	13	1
11A	5260	Type4	27	19.9	387	15	1
11A	5260	Type4	28	11.7	281	15	1
11A	5260	Type4	29	18.3	286	13	1
11A	5500	Type1	0	1.0	658	81	0
11A	5500	Type1	1	1.0	538	98	1
11A	5500	Type1	2	1.0	798	67	1
11A	5500	Type1	3	1.0	618	86	1
11A	5500	Type1	4	1.0	738	72	1
11A	5500	Type1	5	1.0	898	59	0
11A	5500	Type1	6	1.0	778	68	1
11A	5500	Type1	7	1.0	678	78	1
11A	5500	Type1	8	1.0	918	58	1
11A	5500	Type1	9	1.0	858	62	1
11A	5500	Type1	10	1.0	638	83	1
11A	5500	Type1	11	1.0	758	70	1
11A	5500	Type1	12	1.0	718	74	1
11A	5500	Type1	13	1.0	698	76	1
11A	5500	Type1	14	1.0	818	65	0
11A	5500	Type1	15	1.0	2839	19	1
11A	5500	Type1	16	1.0	2977	18	1
11A	5500	Type1	17	1.0	2353	23	1
11A	5500	Type1	18	1.0	789	67	1
11A	5500	Type1	19	1.0	1889	28	1
11A	5500	Type1	20	1.0	2168	25	1
11A	5500	Type1	21	1.0	2645	20	1
11A	5500	Type1	22	1.0	2729	20	1
11A	5500	Type1	23	1.0	627	85	1
11A	5500	Type1	24	1.0	2084	26	0
11A	5500	Type1	25	1.0	947	56	1

11A	5500	Type1	26	1.0	588	90	1
11A	5500	Type1	27	1.0	1319	40	0
11A	5500	Type1	28	1.0	1036	51	1
11A	5500	Type1	29	1.0	1997	27	1
11A	5500	Type2	0	1.8	225	29	1
11A	5500	Type2	1	1.2	179	25	1
11A	5500	Type2	2	4	191	29	1
11A	5500	Type2	3	1	184	23	1
11A	5500	Type2	4	3.1	221	24	1
11A	5500	Type2	5	2.8	219	23	1
11A	5500	Type2	6	4.1	175	28	1
11A	5500	Type2	7	3.2	205	28	1
11A	5500	Type2	8	3.8	177	23	1
11A	5500	Type2	9	1.1	161	25	1
11A	5500	Type2	10	1.6	162	24	0
11A	5500	Type2	11	2.5	165	27	1
11A	5500	Type2	12	1.6	195	26	0
11A	5500	Type2	13	1.3	154	27	1
11A	5500	Type2	14	4	213	28	1
11A	5500	Type2	15	4.2	181	28	1
11A	5500	Type2	16	2.2	196	25	1
11A	5500	Type2	17	3.2	164	26	1
11A	5500	Type2	18	2.3	151	25	1
11A	5500	Type2	19	4	173	29	1
11A	5500	Type2	20	2.1	227	24	1
11A	5500	Type2	21	1.3	180	27	1
11A	5500	Type2	22	1	188	24	1
11A	5500	Type2	23	1.6	159	27	0
11A	5500	Type2	24	2.6	211	28	1
11A	5500	Type2	25	2.3	182	27	1
11A	5500	Type2	26	3.1	182	27	1
11A	5500	Type2	27	1.1	163	27	1
11A	5500	Type2	28	4.4	163	26	1
11A	5500	Type2	29	2.5	191	26	1
11A	5500	Type3	0	8	378	17	1
11A	5500	Type3	1	7.8	423	17	1
11A	5500	Type3	2	9	401	18	1
11A	5500	Type3	3	8.4	447	17	1
11A	5500	Type3	4	7.2	444	17	1
11A	5500	Type3	5	6.6	472	17	1
11A	5500	Type3	6	9.1	263	18	1
11A	5500	Type3	7	6.3	342	17	1

11A	5500	Type3	8	9.8	361	17	1
11A	5500	Type3	9	7.8	328	16	0
11A	5500	Type3	10	8.4	367	18	1
11A	5500	Type3	11	7.3	321	17	1
11A	5500	Type3	12	6.8	345	17	0
11A	5500	Type3	13	6.9	326	17	1
11A	5500	Type3	14	7	315	17	1
11A	5500	Type3	15	9.7	258	16	1
11A	5500	Type3	16	8.1	208	17	1
11A	5500	Type3	17	6.7	410	16	1
11A	5500	Type3	18	8.8	252	18	0
11A	5500	Type3	19	8.2	463	17	1
11A	5500	Type3	20	7.3	467	17	1
11A	5500	Type3	21	6.9	409	16	1
11A	5500	Type3	22	6.2	370	17	1
11A	5500	Type3	23	6.3	264	17	1
11A	5500	Type3	24	6.1	301	18	1
11A	5500	Type3	25	9.6	382	18	1
11A	5500	Type3	26	6.4	332	17	0
11A	5500	Type3	27	9.4	397	16	1
11A	5500	Type3	28	7.2	424	18	1
11A	5500	Type3	29	8.2	485	17	1
11A	5500	Type4	0	19.3	498	12	1
11A	5500	Type4	1	11.7	484	14	1
11A	5500	Type4	2	12.7	385	14	1
11A	5500	Type4	3	16.5	376	15	1
11A	5500	Type4	4	15.3	430	13	1
11A	5500	Type4	5	18.5	440	12	0
11A	5500	Type4	6	18.3	436	16	1
11A	5500	Type4	7	13.6	286	13	1
11A	5500	Type4	8	17.2	376	12	1
11A	5500	Type4	9	17	219	13	1
11A	5500	Type4	10	15.5	327	15	1
11A	5500	Type4	11	16.5	381	16	1
11A	5500	Type4	12	12.1	463	14	1
11A	5500	Type4	13	17.7	460	14	1
11A	5500	Type4	14	14.3	344	13	1
11A	5500	Type4	15	15.6	302	12	1
11A	5500	Type4	16	15.4	309	12	1
11A	5500	Type4	17	13	302	13	1
11A	5500	Type4	18	14.7	480	12	1
11A	5500	Type4	19	11.3	283	14	1

11A	5500	Type4	20	14.1	262	12	1
11A	5500	Type4	21	15.8	346	13	1
11A	5500	Type4	22	14.2	352	12	1
11A	5500	Type4	23	18.2	315	13	1
11A	5500	Type4	24	19.3	464	15	1
11A	5500	Type4	25	13.9	492	13	1
11A	5500	Type4	26	13.9	313	13	1
11A	5500	Type4	27	19.9	387	15	1
11A	5500	Type4	28	11.7	281	15	1
11A	5500	Type4	29	18.3	286	13	1
11N40SISO	5270	Type1	0	1.0	658	81	1
11N40SISO	5270	Type1	1	1.0	538	98	1
11N40SISO	5270	Type1	2	1.0	798	67	1
11N40SISO	5270	Type1	3	1.0	618	86	1
11N40SISO	5270	Type1	4	1.0	738	72	1
11N40SISO	5270	Type1	5	1.0	898	59	1
11N40SISO	5270	Type1	6	1.0	778	68	1
11N40SISO	5270	Type1	7	1.0	678	78	1
11N40SISO	5270	Type1	8	1.0	918	58	1
11N40SISO	5270	Type1	9	1.0	858	62	1
11N40SISO	5270	Type1	10	1.0	638	83	1
11N40SISO	5270	Type1	11	1.0	758	70	1
11N40SISO	5270	Type1	12	1.0	718	74	1
11N40SISO	5270	Type1	13	1.0	698	76	1
11N40SISO	5270	Type1	14	1.0	818	65	1
11N40SISO	5270	Type1	15	1.0	2839	19	1
11N40SISO	5270	Type1	16	1.0	2977	18	1
11N40SISO	5270	Type1	17	1.0	2353	23	1
11N40SISO	5270	Type1	18	1.0	789	67	1
11N40SISO	5270	Type1	19	1.0	1889	28	1
11N40SISO	5270	Type1	20	1.0	2168	25	1
11N40SISO	5270	Type1	21	1.0	2645	20	1
11N40SISO	5270	Type1	22	1.0	2729	20	1
11N40SISO	5270	Type1	23	1.0	627	85	0
11N40SISO	5270	Type1	24	1.0	2084	26	1
11N40SISO	5270	Type1	25	1.0	947	56	1
11N40SISO	5270	Type1	26	1.0	588	90	1
11N40SISO	5270	Type1	27	1.0	1319	40	1
11N40SISO	5270	Type1	28	1.0	1036	51	1
11N40SISO	5270	Type1	29	1.0	1997	27	1
11N40SISO	5270	Type2	0	1.8	225	29	1
11N40SISO	5270	Type2	1	1.2	179	25	1

11N40SISO	5270	Type2	2	4	191	29	1
11N40SISO	5270	Type2	3	1	184	23	1
11N40SISO	5270	Type2	4	3.1	221	24	1
11N40SISO	5270	Type2	5	2.8	219	23	1
11N40SISO	5270	Type2	6	4.1	175	28	1
11N40SISO	5270	Type2	7	3.2	205	28	1
11N40SISO	5270	Type2	8	3.8	177	23	1
11N40SISO	5270	Type2	9	1.1	161	25	1
11N40SISO	5270	Type2	10	1.6	162	24	1
11N40SISO	5270	Type2	11	2.5	165	27	1
11N40SISO	5270	Type2	12	1.6	195	26	1
11N40SISO	5270	Type2	13	1.3	154	27	1
11N40SISO	5270	Type2	14	4	213	28	1
11N40SISO	5270	Type2	15	4.2	181	28	1
11N40SISO	5270	Type2	16	2.2	196	25	1
11N40SISO	5270	Type2	17	3.2	164	26	1
11N40SISO	5270	Type2	18	2.3	151	25	1
11N40SISO	5270	Type2	19	4	173	29	1
11N40SISO	5270	Type2	20	2.1	227	24	0
11N40SISO	5270	Type2	21	1.3	180	27	1
11N40SISO	5270	Type2	22	1	188	24	1
11N40SISO	5270	Type2	23	1.6	159	27	1
11N40SISO	5270	Type2	24	2.6	211	28	0
11N40SISO	5270	Type2	25	2.3	182	27	1
11N40SISO	5270	Type2	26	3.1	182	27	1
11N40SISO	5270	Type2	27	1.1	163	27	1
11N40SISO	5270	Type2	28	4.4	163	26	1
11N40SISO	5270	Type2	29	2.5	191	26	1
11N40SISO	5270	Type3	0	8	378	17	1
11N40SISO	5270	Type3	1	7.8	423	17	1
11N40SISO	5270	Type3	2	9	401	18	1
11N40SISO	5270	Type3	3	8.4	447	17	1
11N40SISO	5270	Type3	4	7.2	444	17	1
11N40SISO	5270	Type3	5	6.6	472	17	1
11N40SISO	5270	Type3	6	9.1	263	18	0
11N40SISO	5270	Type3	7	6.3	342	17	1
11N40SISO	5270	Type3	8	9.8	361	17	1
11N40SISO	5270	Type3	9	7.8	328	16	1
11N40SISO	5270	Type3	10	8.4	367	18	1
11N40SISO	5270	Type3	11	7.3	321	17	1
11N40SISO	5270	Type3	12	6.8	345	17	1
11N40SISO	5270	Type3	13	6.9	326	17	1

11N40SISO	5270	Type3	14	7	315	17	1
11N40SISO	5270	Type3	15	9.7	258	16	1
11N40SISO	5270	Type3	16	8.1	208	17	1
11N40SISO	5270	Type3	17	6.7	410	16	1
11N40SISO	5270	Type3	18	8.8	252	18	1
11N40SISO	5270	Type3	19	8.2	463	17	1
11N40SISO	5270	Type3	20	7.3	467	17	1
11N40SISO	5270	Type3	21	6.9	409	16	1
11N40SISO	5270	Type3	22	6.2	370	17	1
11N40SISO	5270	Type3	23	6.3	264	17	1
11N40SISO	5270	Type3	24	6.1	301	18	1
11N40SISO	5270	Type3	25	9.6	382	18	1
11N40SISO	5270	Type3	26	6.4	332	17	1
11N40SISO	5270	Type3	27	9.4	397	16	1
11N40SISO	5270	Type3	28	7.2	424	18	1
11N40SISO	5270	Type3	29	8.2	485	17	1
11N40SISO	5270	Type4	0	19.3	498	12	1
11N40SISO	5270	Type4	1	11.7	484	14	1
11N40SISO	5270	Type4	2	12.7	385	14	1
11N40SISO	5270	Type4	3	16.5	376	15	1
11N40SISO	5270	Type4	4	15.3	430	13	1
11N40SISO	5270	Type4	5	18.5	440	12	1
11N40SISO	5270	Type4	6	18.3	436	16	1
11N40SISO	5270	Type4	7	13.6	286	13	1
11N40SISO	5270	Type4	8	17.2	376	12	1
11N40SISO	5270	Type4	9	17	219	13	1
11N40SISO	5270	Type4	10	15.5	327	15	1
11N40SISO	5270	Type4	11	16.5	381	16	1
11N40SISO	5270	Type4	12	12.1	463	14	1
11N40SISO	5270	Type4	13	17.7	460	14	1
11N40SISO	5270	Type4	14	14.3	344	13	1
11N40SISO	5270	Type4	15	15.6	302	12	1
11N40SISO	5270	Type4	16	15.4	309	12	1
11N40SISO	5270	Type4	17	13	302	13	1
11N40SISO	5270	Type4	18	14.7	480	12	1
11N40SISO	5270	Type4	19	11.3	283	14	1
11N40SISO	5270	Type4	20	14.1	262	12	1
11N40SISO	5270	Type4	21	15.8	346	13	1
11N40SISO	5270	Type4	22	14.2	352	12	1
11N40SISO	5270	Type4	23	18.2	315	13	1
11N40SISO	5270	Type4	24	19.3	464	15	1
11N40SISO	5270	Type4	25	13.9	492	13	1

11N40SISO	5270	Type4	26	13.9	313	13	1
11N40SISO	5270	Type4	27	19.9	387	15	1
11N40SISO	5270	Type4	28	11.7	281	15	1
11N40SISO	5270	Type4	29	18.3	286	13	1
11N40SISO	5510	Type1	0	1.0	658	81	0
11N40SISO	5510	Type1	1	1.0	538	98	1
11N40SISO	5510	Type1	2	1.0	798	67	1
11N40SISO	5510	Type1	3	1.0	618	86	1
11N40SISO	5510	Type1	4	1.0	738	72	1
11N40SISO	5510	Type1	5	1.0	898	59	1
11N40SISO	5510	Type1	6	1.0	778	68	1
11N40SISO	5510	Type1	7	1.0	678	78	1
11N40SISO	5510	Type1	8	1.0	918	58	0
11N40SISO	5510	Type1	9	1.0	858	62	0
11N40SISO	5510	Type1	10	1.0	638	83	1
11N40SISO	5510	Type1	11	1.0	758	70	1
11N40SISO	5510	Type1	12	1.0	718	74	1
11N40SISO	5510	Type1	13	1.0	698	76	1
11N40SISO	5510	Type1	14	1.0	818	65	0
11N40SISO	5510	Type1	15	1.0	2839	19	1
11N40SISO	5510	Type1	16	1.0	2977	18	0
11N40SISO	5510	Type1	17	1.0	2353	23	1
11N40SISO	5510	Type1	18	1.0	789	67	1
11N40SISO	5510	Type1	19	1.0	1889	28	1
11N40SISO	5510	Type1	20	1.0	2168	25	1
11N40SISO	5510	Type1	21	1.0	2645	20	1
11N40SISO	5510	Type1	22	1.0	2729	20	1
11N40SISO	5510	Type1	23	1.0	627	85	1
11N40SISO	5510	Type1	24	1.0	2084	26	0
11N40SISO	5510	Type1	25	1.0	947	56	1
11N40SISO	5510	Type1	26	1.0	588	90	1
11N40SISO	5510	Type1	27	1.0	1319	40	0
11N40SISO	5510	Type1	28	1.0	1036	51	1
11N40SISO	5510	Type1	29	1.0	1997	27	1
11N40SISO	5510	Type2	0	1.8	225	29	1
11N40SISO	5510	Type2	1	1.2	179	25	1
11N40SISO	5510	Type2	2	4	191	29	1
11N40SISO	5510	Type2	3	1	184	23	1
11N40SISO	5510	Type2	4	3.1	221	24	0
11N40SISO	5510	Type2	5	2.8	219	23	1
11N40SISO	5510	Type2	6	4.1	175	28	1
11N40SISO	5510	Type2	7	3.2	205	28	1

11N40SISO	5510	Type2	8	3.8	177	23	0
11N40SISO	5510	Type2	9	1.1	161	25	1
11N40SISO	5510	Type2	10	1.6	162	24	1
11N40SISO	5510	Type2	11	2.5	165	27	1
11N40SISO	5510	Type2	12	1.6	195	26	1
11N40SISO	5510	Type2	13	1.3	154	27	1
11N40SISO	5510	Type2	14	4	213	28	1
11N40SISO	5510	Type2	15	4.2	181	28	1
11N40SISO	5510	Type2	16	2.2	196	25	1
11N40SISO	5510	Type2	17	3.2	164	26	1
11N40SISO	5510	Type2	18	2.3	151	25	1
11N40SISO	5510	Type2	19	4	173	29	0
11N40SISO	5510	Type2	20	2.1	227	24	1
11N40SISO	5510	Type2	21	1.3	180	27	1
11N40SISO	5510	Type2	22	1	188	24	0
11N40SISO	5510	Type2	23	1.6	159	27	1
11N40SISO	5510	Type2	24	2.6	211	28	1
11N40SISO	5510	Type2	25	2.3	182	27	1
11N40SISO	5510	Type2	26	3.1	182	27	1
11N40SISO	5510	Type2	27	1.1	163	27	1
11N40SISO	5510	Type2	28	4.4	163	26	1
11N40SISO	5510	Type2	29	2.5	191	26	1
11N40SISO	5510	Type3	0	8	378	17	1
11N40SISO	5510	Type3	1	7.8	423	17	1
11N40SISO	5510	Type3	2	9	401	18	1
11N40SISO	5510	Type3	3	8.4	447	17	1
11N40SISO	5510	Type3	4	7.2	444	17	1
11N40SISO	5510	Type3	5	6.6	472	17	1
11N40SISO	5510	Type3	6	9.1	263	18	1
11N40SISO	5510	Type3	7	6.3	342	17	1
11N40SISO	5510	Type3	8	9.8	361	17	1
11N40SISO	5510	Type3	9	7.8	328	16	1
11N40SISO	5510	Type3	10	8.4	367	18	1
11N40SISO	5510	Type3	11	7.3	321	17	1
11N40SISO	5510	Type3	12	6.8	345	17	1
11N40SISO	5510	Type3	13	6.9	326	17	1
11N40SISO	5510	Type3	14	7	315	17	1
11N40SISO	5510	Type3	15	9.7	258	16	1
11N40SISO	5510	Type3	16	8.1	208	17	1
11N40SISO	5510	Type3	17	6.7	410	16	1
11N40SISO	5510	Type3	18	8.8	252	18	1
11N40SISO	5510	Type3	19	8.2	463	17	1

11N40SISO	5510	Type3	20	7.3	467	17	1
11N40SISO	5510	Type3	21	6.9	409	16	1
11N40SISO	5510	Type3	22	6.2	370	17	1
11N40SISO	5510	Type3	23	6.3	264	17	1
11N40SISO	5510	Type3	24	6.1	301	18	1
11N40SISO	5510	Type3	25	9.6	382	18	1
11N40SISO	5510	Type3	26	6.4	332	17	1
11N40SISO	5510	Type3	27	9.4	397	16	1
11N40SISO	5510	Type3	28	7.2	424	18	1
11N40SISO	5510	Type3	29	8.2	485	17	1
11N40SISO	5510	Type4	0	19.3	498	12	1
11N40SISO	5510	Type4	1	11.7	484	14	1
11N40SISO	5510	Type4	2	12.7	385	14	1
11N40SISO	5510	Type4	3	16.5	376	15	1
11N40SISO	5510	Type4	4	15.3	430	13	1
11N40SISO	5510	Type4	5	18.5	440	12	1
11N40SISO	5510	Type4	6	18.3	436	16	1
11N40SISO	5510	Type4	7	13.6	286	13	1
11N40SISO	5510	Type4	8	17.2	376	12	1
11N40SISO	5510	Type4	9	17	219	13	1
11N40SISO	5510	Type4	10	15.5	327	15	1
11N40SISO	5510	Type4	11	16.5	381	16	1
11N40SISO	5510	Type4	12	12.1	463	14	1
11N40SISO	5510	Type4	13	17.7	460	14	1
11N40SISO	5510	Type4	14	14.3	344	13	1
11N40SISO	5510	Type4	15	15.6	302	12	1
11N40SISO	5510	Type4	16	15.4	309	12	1
11N40SISO	5510	Type4	17	13	302	13	1
11N40SISO	5510	Type4	18	14.7	480	12	1
11N40SISO	5510	Type4	19	11.3	283	14	1
11N40SISO	5510	Type4	20	14.1	262	12	1
11N40SISO	5510	Type4	21	15.8	346	13	1
11N40SISO	5510	Type4	22	14.2	352	12	1
11N40SISO	5510	Type4	23	18.2	315	13	1
11N40SISO	5510	Type4	24	19.3	464	15	1
11N40SISO	5510	Type4	25	13.9	492	13	1
11N40SISO	5510	Type4	26	13.9	313	13	1
11N40SISO	5510	Type4	27	19.9	387	15	1
11N40SISO	5510	Type4	28	11.7	281	15	1
11N40SISO	5510	Type4	29	18.3	286	13	1
11AC80SISO	5290	Type1	0	1.0	658	81	1
11AC80SISO	5290	Type1	1	1.0	538	98	1

11AC80SISO	5290	Type1	2	1.0	798	67	1
11AC80SISO	5290	Type1	3	1.0	618	86	1
11AC80SISO	5290	Type1	4	1.0	738	72	1
11AC80SISO	5290	Type1	5	1.0	898	59	1
11AC80SISO	5290	Type1	6	1.0	778	68	1
11AC80SISO	5290	Type1	7	1.0	678	78	1
11AC80SISO	5290	Type1	8	1.0	918	58	1
11AC80SISO	5290	Type1	9	1.0	858	62	1
11AC80SISO	5290	Type1	10	1.0	638	83	1
11AC80SISO	5290	Type1	11	1.0	758	70	1
11AC80SISO	5290	Type1	12	1.0	718	74	1
11AC80SISO	5290	Type1	13	1.0	698	76	1
11AC80SISO	5290	Type1	14	1.0	818	65	1
11AC80SISO	5290	Type1	15	1.0	2839	19	1
11AC80SISO	5290	Type1	16	1.0	2977	18	1
11AC80SISO	5290	Type1	17	1.0	2353	23	1
11AC80SISO	5290	Type1	18	1.0	789	67	1
11AC80SISO	5290	Type1	19	1.0	1889	28	1
11AC80SISO	5290	Type1	20	1.0	2168	25	1
11AC80SISO	5290	Type1	21	1.0	2645	20	1
11AC80SISO	5290	Type1	22	1.0	2729	20	1
11AC80SISO	5290	Type1	23	1.0	627	85	1
11AC80SISO	5290	Type1	24	1.0	2084	26	1
11AC80SISO	5290	Type1	25	1.0	947	56	1
11AC80SISO	5290	Type1	26	1.0	588	90	1
11AC80SISO	5290	Type1	27	1.0	1319	40	1
11AC80SISO	5290	Type1	28	1.0	1036	51	1
11AC80SISO	5290	Type1	29	1.0	1997	27	1
11AC80SISO	5290	Type2	0	1.8	225	29	1
11AC80SISO	5290	Type2	1	1.2	179	25	1
11AC80SISO	5290	Type2	2	4	191	29	1
11AC80SISO	5290	Type2	3	1	184	23	1
11AC80SISO	5290	Type2	4	3.1	221	24	1
11AC80SISO	5290	Type2	5	2.8	219	23	1
11AC80SISO	5290	Type2	6	4.1	175	28	1
11AC80SISO	5290	Type2	7	3.2	205	28	1
11AC80SISO	5290	Type2	8	3.8	177	23	1
11AC80SISO	5290	Type2	9	1.1	161	25	1
11AC80SISO	5290	Type2	10	1.6	162	24	1
11AC80SISO	5290	Type2	11	2.5	165	27	1
11AC80SISO	5290	Type2	12	1.6	195	26	1
11AC80SISO	5290	Type2	13	1.3	154	27	1

11AC80SISO	5290	Type2	14	4	213	28	1
11AC80SISO	5290	Type2	15	4.2	181	28	1
11AC80SISO	5290	Type2	16	2.2	196	25	1
11AC80SISO	5290	Type2	17	3.2	164	26	1
11AC80SISO	5290	Type2	18	2.3	151	25	0
11AC80SISO	5290	Type2	19	4	173	29	1
11AC80SISO	5290	Type2	20	2.1	227	24	1
11AC80SISO	5290	Type2	21	1.3	180	27	1
11AC80SISO	5290	Type2	22	1	188	24	1
11AC80SISO	5290	Type2	23	1.6	159	27	0
11AC80SISO	5290	Type2	24	2.6	211	28	1
11AC80SISO	5290	Type2	25	2.3	182	27	1
11AC80SISO	5290	Type2	26	3.1	182	27	1
11AC80SISO	5290	Type2	27	1.1	163	27	1
11AC80SISO	5290	Type2	28	4.4	163	26	1
11AC80SISO	5290	Type2	29	2.5	191	26	1
11AC80SISO	5290	Type3	0	8	378	17	1
11AC80SISO	5290	Type3	1	7.8	423	17	1
11AC80SISO	5290	Type3	2	9	401	18	1
11AC80SISO	5290	Type3	3	8.4	447	17	1
11AC80SISO	5290	Type3	4	7.2	444	17	1
11AC80SISO	5290	Type3	5	6.6	472	17	1
11AC80SISO	5290	Type3	6	9.1	263	18	1
11AC80SISO	5290	Type3	7	6.3	342	17	1
11AC80SISO	5290	Type3	8	9.8	361	17	1
11AC80SISO	5290	Type3	9	7.8	328	16	1
11AC80SISO	5290	Type3	10	8.4	367	18	1
11AC80SISO	5290	Type3	11	7.3	321	17	1
11AC80SISO	5290	Type3	12	6.8	345	17	1
11AC80SISO	5290	Type3	13	6.9	326	17	1
11AC80SISO	5290	Type3	14	7	315	17	1
11AC80SISO	5290	Type3	15	9.7	258	16	1
11AC80SISO	5290	Type3	16	8.1	208	17	1
11AC80SISO	5290	Type3	17	6.7	410	16	1
11AC80SISO	5290	Type3	18	8.8	252	18	1
11AC80SISO	5290	Type3	19	8.2	463	17	1
11AC80SISO	5290	Type3	20	7.3	467	17	1
11AC80SISO	5290	Type3	21	6.9	409	16	1
11AC80SISO	5290	Type3	22	6.2	370	17	1
11AC80SISO	5290	Type3	23	6.3	264	17	1
11AC80SISO	5290	Type3	24	6.1	301	18	1
11AC80SISO	5290	Type3	25	9.6	382	18	1

11AC80SISO	5290	Type3	26	6.4	332	17	1
11AC80SISO	5290	Type3	27	9.4	397	16	1
11AC80SISO	5290	Type3	28	7.2	424	18	1
11AC80SISO	5290	Type3	29	8.2	485	17	1
11AC80SISO	5290	Type4	0	19.3	498	12	1
11AC80SISO	5290	Type4	1	11.7	484	14	1
11AC80SISO	5290	Type4	2	12.7	385	14	1
11AC80SISO	5290	Type4	3	16.5	376	15	1
11AC80SISO	5290	Type4	4	15.3	430	13	1
11AC80SISO	5290	Type4	5	18.5	440	12	1
11AC80SISO	5290	Type4	6	18.3	436	16	1
11AC80SISO	5290	Type4	7	13.6	286	13	1
11AC80SISO	5290	Type4	8	17.2	376	12	1
11AC80SISO	5290	Type4	9	17	219	13	1
11AC80SISO	5290	Type4	10	15.5	327	15	1
11AC80SISO	5290	Type4	11	16.5	381	16	1
11AC80SISO	5290	Type4	12	12.1	463	14	1
11AC80SISO	5290	Type4	13	17.7	460	14	1
11AC80SISO	5290	Type4	14	14.3	344	13	1
11AC80SISO	5290	Type4	15	15.6	302	12	1
11AC80SISO	5290	Type4	16	15.4	309	12	1
11AC80SISO	5290	Type4	17	13	302	13	1
11AC80SISO	5290	Type4	18	14.7	480	12	1
11AC80SISO	5290	Type4	19	11.3	283	14	1
11AC80SISO	5290	Type4	20	14.1	262	12	1
11AC80SISO	5290	Type4	21	15.8	346	13	1
11AC80SISO	5290	Type4	22	14.2	352	12	1
11AC80SISO	5290	Type4	23	18.2	315	13	1
11AC80SISO	5290	Type4	24	19.3	464	15	1
11AC80SISO	5290	Type4	25	13.9	492	13	1
11AC80SISO	5290	Type4	26	13.9	313	13	1
11AC80SISO	5290	Type4	27	19.9	387	15	1
11AC80SISO	5290	Type4	28	11.7	281	15	1
11AC80SISO	5290	Type4	29	18.3	286	13	1
11AC80SISO	5530	Type1	0	1.0	658	81	1
11AC80SISO	5530	Type1	1	1.0	538	98	1
11AC80SISO	5530	Type1	2	1.0	798	67	1
11AC80SISO	5530	Type1	3	1.0	618	86	1
11AC80SISO	5530	Type1	4	1.0	738	72	1
11AC80SISO	5530	Type1	5	1.0	898	59	1
11AC80SISO	5530	Type1	6	1.0	778	68	1
11AC80SISO	5530	Type1	7	1.0	678	78	1

11AC80SISO	5530	Type1	8	1.0	918	58	1
11AC80SISO	5530	Type1	9	1.0	858	62	1
11AC80SISO	5530	Type1	10	1.0	638	83	1
11AC80SISO	5530	Type1	11	1.0	758	70	1
11AC80SISO	5530	Type1	12	1.0	718	74	1
11AC80SISO	5530	Type1	13	1.0	698	76	1
11AC80SISO	5530	Type1	14	1.0	818	65	1
11AC80SISO	5530	Type1	15	1.0	2839	19	1
11AC80SISO	5530	Type1	16	1.0	2977	18	1
11AC80SISO	5530	Type1	17	1.0	2353	23	1
11AC80SISO	5530	Type1	18	1.0	789	67	1
11AC80SISO	5530	Type1	19	1.0	1889	28	1
11AC80SISO	5530	Type1	20	1.0	2168	25	1
11AC80SISO	5530	Type1	21	1.0	2645	20	1
11AC80SISO	5530	Type1	22	1.0	2729	20	1
11AC80SISO	5530	Type1	23	1.0	627	85	1
11AC80SISO	5530	Type1	24	1.0	2084	26	1
11AC80SISO	5530	Type1	25	1.0	947	56	1
11AC80SISO	5530	Type1	26	1.0	588	90	1
11AC80SISO	5530	Type1	27	1.0	1319	40	1
11AC80SISO	5530	Type1	28	1.0	1036	51	1
11AC80SISO	5530	Type1	29	1.0	1997	27	1
11AC80SISO	5530	Type2	0	1.8	225	29	1
11AC80SISO	5530	Type2	1	1.2	179	25	1
11AC80SISO	5530	Type2	2	4	191	29	1
11AC80SISO	5530	Type2	3	1	184	23	1
11AC80SISO	5530	Type2	4	3.1	221	24	1
11AC80SISO	5530	Type2	5	2.8	219	23	1
11AC80SISO	5530	Type2	6	4.1	175	28	1
11AC80SISO	5530	Type2	7	3.2	205	28	1
11AC80SISO	5530	Type2	8	3.8	177	23	1
11AC80SISO	5530	Type2	9	1.1	161	25	1
11AC80SISO	5530	Type2	10	1.6	162	24	1
11AC80SISO	5530	Type2	11	2.5	165	27	1
11AC80SISO	5530	Type2	12	1.6	195	26	1
11AC80SISO	5530	Type2	13	1.3	154	27	1
11AC80SISO	5530	Type2	14	4	213	28	1
11AC80SISO	5530	Type2	15	4.2	181	28	1
11AC80SISO	5530	Type2	16	2.2	196	25	1
11AC80SISO	5530	Type2	17	3.2	164	26	1
11AC80SISO	5530	Type2	18	2.3	151	25	1
11AC80SISO	5530	Type2	19	4	173	29	1

11AC80SISO	5530	Type2	20	2.1	227	24	1
11AC80SISO	5530	Type2	21	1.3	180	27	1
11AC80SISO	5530	Type2	22	1	188	24	1
11AC80SISO	5530	Type2	23	1.6	159	27	1
11AC80SISO	5530	Type2	24	2.6	211	28	1
11AC80SISO	5530	Type2	25	2.3	182	27	1
11AC80SISO	5530	Type2	26	3.1	182	27	1
11AC80SISO	5530	Type2	27	1.1	163	27	1
11AC80SISO	5530	Type2	28	4.4	163	26	1
11AC80SISO	5530	Type2	29	2.5	191	26	1
11AC80SISO	5530	Type3	0	8	378	17	0
11AC80SISO	5530	Type3	1	7.8	423	17	1
11AC80SISO	5530	Type3	2	9	401	18	1
11AC80SISO	5530	Type3	3	8.4	447	17	1
11AC80SISO	5530	Type3	4	7.2	444	17	1
11AC80SISO	5530	Type3	5	6.6	472	17	1
11AC80SISO	5530	Type3	6	9.1	263	18	1
11AC80SISO	5530	Type3	7	6.3	342	17	1
11AC80SISO	5530	Type3	8	9.8	361	17	1
11AC80SISO	5530	Type3	9	7.8	328	16	1
11AC80SISO	5530	Type3	10	8.4	367	18	1
11AC80SISO	5530	Type3	11	7.3	321	17	1
11AC80SISO	5530	Type3	12	6.8	345	17	1
11AC80SISO	5530	Type3	13	6.9	326	17	1
11AC80SISO	5530	Type3	14	7	315	17	1
11AC80SISO	5530	Type3	15	9.7	258	16	1
11AC80SISO	5530	Type3	16	8.1	208	17	1
11AC80SISO	5530	Type3	17	6.7	410	16	1
11AC80SISO	5530	Type3	18	8.8	252	18	1
11AC80SISO	5530	Type3	19	8.2	463	17	1
11AC80SISO	5530	Type3	20	7.3	467	17	1
11AC80SISO	5530	Type3	21	6.9	409	16	1
11AC80SISO	5530	Type3	22	6.2	370	17	1
11AC80SISO	5530	Type3	23	6.3	264	17	1
11AC80SISO	5530	Type3	24	6.1	301	18	1
11AC80SISO	5530	Type3	25	9.6	382	18	1
11AC80SISO	5530	Type3	26	6.4	332	17	1
11AC80SISO	5530	Type3	27	9.4	397	16	1
11AC80SISO	5530	Type3	28	7.2	424	18	1
11AC80SISO	5530	Type3	29	8.2	485	17	1
11AC80SISO	5530	Type4	0	19.3	498	12	1
11AC80SISO	5530	Type4	1	11.7	484	14	1

11AC80SISO	5530	Type4	2	12.7	385	14	1
11AC80SISO	5530	Type4	3	16.5	376	15	1
11AC80SISO	5530	Type4	4	15.3	430	13	1
11AC80SISO	5530	Type4	5	18.5	440	12	1
11AC80SISO	5530	Type4	6	18.3	436	16	1
11AC80SISO	5530	Type4	7	13.6	286	13	1
11AC80SISO	5530	Type4	8	17.2	376	12	1
11AC80SISO	5530	Type4	9	17	219	13	1
11AC80SISO	5530	Type4	10	15.5	327	15	1
11AC80SISO	5530	Type4	11	16.5	381	16	1
11AC80SISO	5530	Type4	12	12.1	463	14	1
11AC80SISO	5530	Type4	13	17.7	460	14	1
11AC80SISO	5530	Type4	14	14.3	344	13	1
11AC80SISO	5530	Type4	15	15.6	302	12	1
11AC80SISO	5530	Type4	16	15.4	309	12	1
11AC80SISO	5530	Type4	17	13	302	13	1
11AC80SISO	5530	Type4	18	14.7	480	12	1
11AC80SISO	5530	Type4	19	11.3	283	14	1
11AC80SISO	5530	Type4	20	14.1	262	12	1
11AC80SISO	5530	Type4	21	15.8	346	13	1
11AC80SISO	5530	Type4	22	14.2	352	12	1
11AC80SISO	5530	Type4	23	18.2	315	13	0
11AC80SISO	5530	Type4	24	19.3	464	15	1
11AC80SISO	5530	Type4	25	13.9	492	13	1
11AC80SISO	5530	Type4	26	13.9	313	13	1
11AC80SISO	5530	Type4	27	19.9	387	15	1
11AC80SISO	5530	Type4	28	11.7	281	15	1
11AC80SISO	5530	Type4	29	18.3	286	13	1
11AX160SISO	5250	Type1	0	1.0	658	81	1
11AX160SISO	5250	Type1	1	1.0	538	98	1
11AX160SISO	5250	Type1	2	1.0	798	67	1
11AX160SISO	5250	Type1	3	1.0	618	86	1
11AX160SISO	5250	Type1	4	1.0	738	72	1
11AX160SISO	5250	Type1	5	1.0	898	59	1
11AX160SISO	5250	Type1	6	1.0	778	68	1
11AX160SISO	5250	Type1	7	1.0	678	78	1
11AX160SISO	5250	Type1	8	1.0	918	58	1
11AX160SISO	5250	Type1	9	1.0	858	62	1
11AX160SISO	5250	Type1	10	1.0	638	83	1
11AX160SISO	5250	Type1	11	1.0	758	70	1
11AX160SISO	5250	Type1	12	1.0	718	74	1
11AX160SISO	5250	Type1	13	1.0	698	76	1

11AX160SISO	5250	Type1	14	1.0	818	65	1
11AX160SISO	5250	Type1	15	1.0	2839	19	1
11AX160SISO	5250	Type1	16	1.0	2977	18	1
11AX160SISO	5250	Type1	17	1.0	2353	23	1
11AX160SISO	5250	Type1	18	1.0	789	67	1
11AX160SISO	5250	Type1	19	1.0	1889	28	1
11AX160SISO	5250	Type1	20	1.0	2168	25	1
11AX160SISO	5250	Type1	21	1.0	2645	20	1
11AX160SISO	5250	Type1	22	1.0	2729	20	1
11AX160SISO	5250	Type1	23	1.0	627	85	1
11AX160SISO	5250	Type1	24	1.0	2084	26	1
11AX160SISO	5250	Type1	25	1.0	947	56	0
11AX160SISO	5250	Type1	26	1.0	588	90	1
11AX160SISO	5250	Type1	27	1.0	1319	40	1
11AX160SISO	5250	Type1	28	1.0	1036	51	1
11AX160SISO	5250	Type1	29	1.0	1997	27	1
11AX160SISO	5250	Type2	0	1.8	225	29	1
11AX160SISO	5250	Type2	1	1.2	179	25	1
11AX160SISO	5250	Type2	2	4	191	29	1
11AX160SISO	5250	Type2	3	1	184	23	1
11AX160SISO	5250	Type2	4	3.1	221	24	1
11AX160SISO	5250	Type2	5	2.8	219	23	1
11AX160SISO	5250	Type2	6	4.1	175	28	1
11AX160SISO	5250	Type2	7	3.2	205	28	1
11AX160SISO	5250	Type2	8	3.8	177	23	1
11AX160SISO	5250	Type2	9	1.1	161	25	0
11AX160SISO	5250	Type2	10	1.6	162	24	1
11AX160SISO	5250	Type2	11	2.5	165	27	1
11AX160SISO	5250	Type2	12	1.6	195	26	1
11AX160SISO	5250	Type2	13	1.3	154	27	1
11AX160SISO	5250	Type2	14	4	213	28	1
11AX160SISO	5250	Type2	15	4.2	181	28	1
11AX160SISO	5250	Type2	16	2.2	196	25	1
11AX160SISO	5250	Type2	17	3.2	164	26	1
11AX160SISO	5250	Type2	18	2.3	151	25	1
11AX160SISO	5250	Type2	19	4	173	29	1
11AX160SISO	5250	Type2	20	2.1	227	24	1
11AX160SISO	5250	Type2	21	1.3	180	27	1
11AX160SISO	5250	Type2	22	1	188	24	1
11AX160SISO	5250	Type2	23	1.6	159	27	1
11AX160SISO	5250	Type2	24	2.6	211	28	1
11AX160SISO	5250	Type2	25	2.3	182	27	1

11AX160SISO	5250	Type2	26	3.1	182	27	1
11AX160SISO	5250	Type2	27	1.1	163	27	1
11AX160SISO	5250	Type2	28	4.4	163	26	1
11AX160SISO	5250	Type2	29	2.5	191	26	1
11AX160SISO	5250	Type3	0	8	378	17	1
11AX160SISO	5250	Type3	1	7.8	423	17	1
11AX160SISO	5250	Type3	2	9	401	18	1
11AX160SISO	5250	Type3	3	8.4	447	17	1
11AX160SISO	5250	Type3	4	7.2	444	17	1
11AX160SISO	5250	Type3	5	6.6	472	17	1
11AX160SISO	5250	Type3	6	9.1	263	18	1
11AX160SISO	5250	Type3	7	6.3	342	17	1
11AX160SISO	5250	Type3	8	9.8	361	17	1
11AX160SISO	5250	Type3	9	7.8	328	16	1
11AX160SISO	5250	Type3	10	8.4	367	18	1
11AX160SISO	5250	Type3	11	7.3	321	17	1
11AX160SISO	5250	Type3	12	6.8	345	17	1
11AX160SISO	5250	Type3	13	6.9	326	17	1
11AX160SISO	5250	Type3	14	7	315	17	1
11AX160SISO	5250	Type3	15	9.7	258	16	1
11AX160SISO	5250	Type3	16	8.1	208	17	1
11AX160SISO	5250	Type3	17	6.7	410	16	1
11AX160SISO	5250	Type3	18	8.8	252	18	1
11AX160SISO	5250	Type3	19	8.2	463	17	1
11AX160SISO	5250	Type3	20	7.3	467	17	1
11AX160SISO	5250	Type3	21	6.9	409	16	1
11AX160SISO	5250	Type3	22	6.2	370	17	1
11AX160SISO	5250	Type3	23	6.3	264	17	1
11AX160SISO	5250	Type3	24	6.1	301	18	1
11AX160SISO	5250	Type3	25	9.6	382	18	1
11AX160SISO	5250	Type3	26	6.4	332	17	1
11AX160SISO	5250	Type3	27	9.4	397	16	1
11AX160SISO	5250	Type3	28	7.2	424	18	1
11AX160SISO	5250	Type3	29	8.2	485	17	1
11AX160SISO	5250	Type4	0	19.3	498	12	1
11AX160SISO	5250	Type4	1	11.7	484	14	1
11AX160SISO	5250	Type4	2	12.7	385	14	1
11AX160SISO	5250	Type4	3	16.5	376	15	1
11AX160SISO	5250	Type4	4	15.3	430	13	1
11AX160SISO	5250	Type4	5	18.5	440	12	1
11AX160SISO	5250	Type4	6	18.3	436	16	1
11AX160SISO	5250	Type4	7	13.6	286	13	1

11AX160SISO	5250	Type4	8	17.2	376	12	1
11AX160SISO	5250	Type4	9	17	219	13	1
11AX160SISO	5250	Type4	10	15.5	327	15	1
11AX160SISO	5250	Type4	11	16.5	381	16	1
11AX160SISO	5250	Type4	12	12.1	463	14	1
11AX160SISO	5250	Type4	13	17.7	460	14	1
11AX160SISO	5250	Type4	14	14.3	344	13	1
11AX160SISO	5250	Type4	15	15.6	302	12	1
11AX160SISO	5250	Type4	16	15.4	309	12	1
11AX160SISO	5250	Type4	17	13	302	13	1
11AX160SISO	5250	Type4	18	14.7	480	12	1
11AX160SISO	5250	Type4	19	11.3	283	14	1
11AX160SISO	5250	Type4	20	14.1	262	12	1
11AX160SISO	5250	Type4	21	15.8	346	13	1
11AX160SISO	5250	Type4	22	14.2	352	12	1
11AX160SISO	5250	Type4	23	18.2	315	13	1
11AX160SISO	5250	Type4	24	19.3	464	15	1
11AX160SISO	5250	Type4	25	13.9	492	13	1
11AX160SISO	5250	Type4	26	13.9	313	13	1
11AX160SISO	5250	Type4	27	19.9	387	15	1
11AX160SISO	5250	Type4	28	11.7	281	15	1
11AX160SISO	5250	Type4	29	18.3	286	13	1
11AX160SISO	5570	Type1	0	1.0	658	81	1
11AX160SISO	5570	Type1	1	1.0	538	98	1
11AX160SISO	5570	Type1	2	1.0	798	67	1
11AX160SISO	5570	Type1	3	1.0	618	86	1
11AX160SISO	5570	Type1	4	1.0	738	72	1
11AX160SISO	5570	Type1	5	1.0	898	59	1
11AX160SISO	5570	Type1	6	1.0	778	68	1
11AX160SISO	5570	Type1	7	1.0	678	78	1
11AX160SISO	5570	Type1	8	1.0	918	58	1
11AX160SISO	5570	Type1	9	1.0	858	62	1
11AX160SISO	5570	Type1	10	1.0	638	83	1
11AX160SISO	5570	Type1	11	1.0	758	70	1
11AX160SISO	5570	Type1	12	1.0	718	74	1
11AX160SISO	5570	Type1	13	1.0	698	76	1
11AX160SISO	5570	Type1	14	1.0	818	65	1
11AX160SISO	5570	Type1	15	1.0	2839	19	1
11AX160SISO	5570	Type1	16	1.0	2977	18	1
11AX160SISO	5570	Type1	17	1.0	2353	23	1
11AX160SISO	5570	Type1	18	1.0	789	67	1
11AX160SISO	5570	Type1	19	1.0	1889	28	1

11AX160SISO	5570	Type1	20	1.0	2168	25	1
11AX160SISO	5570	Type1	21	1.0	2645	20	1
11AX160SISO	5570	Type1	22	1.0	2729	20	1
11AX160SISO	5570	Type1	23	1.0	627	85	1
11AX160SISO	5570	Type1	24	1.0	2084	26	1
11AX160SISO	5570	Type1	25	1.0	947	56	1
11AX160SISO	5570	Type1	26	1.0	588	90	1
11AX160SISO	5570	Type1	27	1.0	1319	40	1
11AX160SISO	5570	Type1	28	1.0	1036	51	1
11AX160SISO	5570	Type1	29	1.0	1997	27	1
11AX160SISO	5570	Type2	0	1.8	225	29	1
11AX160SISO	5570	Type2	1	1.2	179	25	1
11AX160SISO	5570	Type2	2	4	191	29	1
11AX160SISO	5570	Type2	3	1	184	23	1
11AX160SISO	5570	Type2	4	3.1	221	24	0
11AX160SISO	5570	Type2	5	2.8	219	23	1
11AX160SISO	5570	Type2	6	4.1	175	28	1
11AX160SISO	5570	Type2	7	3.2	205	28	1
11AX160SISO	5570	Type2	8	3.8	177	23	1
11AX160SISO	5570	Type2	9	1.1	161	25	1
11AX160SISO	5570	Type2	10	1.6	162	24	1
11AX160SISO	5570	Type2	11	2.5	165	27	1
11AX160SISO	5570	Type2	12	1.6	195	26	1
11AX160SISO	5570	Type2	13	1.3	154	27	1
11AX160SISO	5570	Type2	14	4	213	28	1
11AX160SISO	5570	Type2	15	4.2	181	28	1
11AX160SISO	5570	Type2	16	2.2	196	25	1
11AX160SISO	5570	Type2	17	3.2	164	26	1
11AX160SISO	5570	Type2	18	2.3	151	25	1
11AX160SISO	5570	Type2	19	4	173	29	1
11AX160SISO	5570	Type2	20	2.1	227	24	1
11AX160SISO	5570	Type2	21	1.3	180	27	1
11AX160SISO	5570	Type2	22	1	188	24	1
11AX160SISO	5570	Type2	23	1.6	159	27	1
11AX160SISO	5570	Type2	24	2.6	211	28	1
11AX160SISO	5570	Type2	25	2.3	182	27	1
11AX160SISO	5570	Type2	26	3.1	182	27	1
11AX160SISO	5570	Type2	27	1.1	163	27	1
11AX160SISO	5570	Type2	28	4.4	163	26	1
11AX160SISO	5570	Type2	29	2.5	191	26	1
11AX160SISO	5570	Type3	0	8	378	17	1
11AX160SISO	5570	Type3	1	7.8	423	17	1

11AX160SISO	5570	Type3	2	9	401	18	1
11AX160SISO	5570	Type3	3	8.4	447	17	1
11AX160SISO	5570	Type3	4	7.2	444	17	1
11AX160SISO	5570	Type3	5	6.6	472	17	1
11AX160SISO	5570	Type3	6	9.1	263	18	1
11AX160SISO	5570	Type3	7	6.3	342	17	1
11AX160SISO	5570	Type3	8	9.8	361	17	1
11AX160SISO	5570	Type3	9	7.8	328	16	1
11AX160SISO	5570	Type3	10	8.4	367	18	1
11AX160SISO	5570	Type3	11	7.3	321	17	0
11AX160SISO	5570	Type3	12	6.8	345	17	1
11AX160SISO	5570	Type3	13	6.9	326	17	1
11AX160SISO	5570	Type3	14	7	315	17	1
11AX160SISO	5570	Type3	15	9.7	258	16	1
11AX160SISO	5570	Type3	16	8.1	208	17	1
11AX160SISO	5570	Type3	17	6.7	410	16	1
11AX160SISO	5570	Type3	18	8.8	252	18	1
11AX160SISO	5570	Type3	19	8.2	463	17	1
11AX160SISO	5570	Type3	20	7.3	467	17	1
11AX160SISO	5570	Type3	21	6.9	409	16	1
11AX160SISO	5570	Type3	22	6.2	370	17	1
11AX160SISO	5570	Type3	23	6.3	264	17	1
11AX160SISO	5570	Type3	24	6.1	301	18	1
11AX160SISO	5570	Type3	25	9.6	382	18	1
11AX160SISO	5570	Type3	26	6.4	332	17	1
11AX160SISO	5570	Type3	27	9.4	397	16	1
11AX160SISO	5570	Type3	28	7.2	424	18	1
11AX160SISO	5570	Type3	29	8.2	485	17	1
11AX160SISO	5570	Type4	0	19.3	498	12	1
11AX160SISO	5570	Type4	1	11.7	484	14	1
11AX160SISO	5570	Type4	2	12.7	385	14	1
11AX160SISO	5570	Type4	3	16.5	376	15	1
11AX160SISO	5570	Type4	4	15.3	430	13	1
11AX160SISO	5570	Type4	5	18.5	440	12	1
11AX160SISO	5570	Type4	6	18.3	436	16	1
11AX160SISO	5570	Type4	7	13.6	286	13	1
11AX160SISO	5570	Type4	8	17.2	376	12	1
11AX160SISO	5570	Type4	9	17	219	13	1
11AX160SISO	5570	Type4	10	15.5	327	15	1
11AX160SISO	5570	Type4	11	16.5	381	16	1
11AX160SISO	5570	Type4	12	12.1	463	14	1
11AX160SISO	5570	Type4	13	17.7	460	14	1

11AX160SISO	5570	Type4	14	14.3	344	13	1
11AX160SISO	5570	Type4	15	15.6	302	12	1
11AX160SISO	5570	Type4	16	15.4	309	12	1
11AX160SISO	5570	Type4	17	13	302	13	1
11AX160SISO	5570	Type4	18	14.7	480	12	1
11AX160SISO	5570	Type4	19	11.3	283	14	1
11AX160SISO	5570	Type4	20	14.1	262	12	1
11AX160SISO	5570	Type4	21	15.8	346	13	1
11AX160SISO	5570	Type4	22	14.2	352	12	1
11AX160SISO	5570	Type4	23	18.2	315	13	1
11AX160SISO	5570	Type4	24	19.3	464	15	1
11AX160SISO	5570	Type4	25	13.9	492	13	1
11AX160SISO	5570	Type4	26	13.9	313	13	1
11AX160SISO	5570	Type4	27	19.9	387	15	1
11AX160SISO	5570	Type4	28	11.7	281	15	1
11AX160SISO	5570	Type4	29	18.3	286	13	0

Test Mode	Freq.[MHz]	Radar Type	Trial ID	Detection (1: Yes; 0: No)
11A	5260	Type5	0	1
11A	5260	Type5	1	1
11A	5260	Type5	2	1
11A	5260	Type5	3	1
11A	5260	Type5	4	1
11A	5260	Type5	5	1
11A	5260	Type5	6	1
11A	5260	Type5	7	1
11A	5260	Type5	8	1
11A	5260	Type5	9	1
11A	5260	Type5	10	1
11A	5260	Type5	11	1
11A	5260	Type5	12	1
11A	5260	Type5	13	1
11A	5260	Type5	14	1
11A	5260	Type5	15	1
11A	5260	Type5	16	1
11A	5260	Type5	17	1
11A	5260	Type5	18	1
11A	5260	Type5	19	1
11A	5260	Type5	20	1
11A	5260	Type5	21	1
11A	5260	Type5	22	1

11A	5260	Type5	23	1
11A	5260	Type5	24	1
11A	5260	Type5	25	1
11A	5260	Type5	26	1
11A	5260	Type5	27	1
11A	5260	Type5	28	1
11A	5260	Type5	29	1
11A	5500	Type5	0	1
11A	5500	Type5	1	0
11A	5500	Type5	2	1
11A	5500	Type5	3	1
11A	5500	Type5	4	1
11A	5500	Type5	5	1
11A	5500	Type5	6	0
11A	5500	Type5	7	0
11A	5500	Type5	8	1
11A	5500	Type5	9	1
11A	5500	Type5	10	1
11A	5500	Type5	11	1
11A	5500	Type5	12	1
11A	5500	Type5	13	1
11A	5500	Type5	14	1
11A	5500	Type5	15	1
11A	5500	Type5	16	0
11A	5500	Type5	17	1
11A	5500	Type5	18	1
11A	5500	Type5	19	0
11A	5500	Type5	20	1
11A	5500	Type5	21	1
11A	5500	Type5	22	1
11A	5500	Type5	23	1
11A	5500	Type5	24	0
11A	5500	Type5	25	1
11A	5500	Type5	26	1
11A	5500	Type5	27	1
11A	5500	Type5	28	1
11A	5500	Type5	29	1
11N40SISO	5270	Type5	0	0
11N40SISO	5270	Type5	1	1
11N40SISO	5270	Type5	2	1
11N40SISO	5270	Type5	3	1
11N40SISO	5270	Type5	4	1

11N40SISO	5270	Type5	5	1
11N40SISO	5270	Type5	6	1
11N40SISO	5270	Type5	7	1
11N40SISO	5270	Type5	8	1
11N40SISO	5270	Type5	9	0
11N40SISO	5270	Type5	10	1
11N40SISO	5270	Type5	11	1
11N40SISO	5270	Type5	12	1
11N40SISO	5270	Type5	13	1
11N40SISO	5270	Type5	14	1
11N40SISO	5270	Type5	15	1
11N40SISO	5270	Type5	16	1
11N40SISO	5270	Type5	17	1
11N40SISO	5270	Type5	18	1
11N40SISO	5270	Type5	19	1
11N40SISO	5270	Type5	20	1
11N40SISO	5270	Type5	21	1
11N40SISO	5270	Type5	22	1
11N40SISO	5270	Type5	23	1
11N40SISO	5270	Type5	24	1
11N40SISO	5270	Type5	25	1
11N40SISO	5270	Type5	26	1
11N40SISO	5270	Type5	27	1
11N40SISO	5270	Type5	28	1
11N40SISO	5270	Type5	29	1
11N40SISO	5510	Type5	0	1
11N40SISO	5510	Type5	1	1
11N40SISO	5510	Type5	2	1
11N40SISO	5510	Type5	3	1
11N40SISO	5510	Type5	4	1
11N40SISO	5510	Type5	5	1
11N40SISO	5510	Type5	6	1
11N40SISO	5510	Type5	7	1
11N40SISO	5510	Type5	8	1
11N40SISO	5510	Type5	9	1
11N40SISO	5510	Type5	10	1
11N40SISO	5510	Type5	11	1
11N40SISO	5510	Type5	12	1
11N40SISO	5510	Type5	13	1
11N40SISO	5510	Type5	14	1
11N40SISO	5510	Type5	15	1
11N40SISO	5510	Type5	16	1

11N40SISO	5510	Type5	17	1
11N40SISO	5510	Type5	18	1
11N40SISO	5510	Type5	19	1
11N40SISO	5510	Type5	20	1
11N40SISO	5510	Type5	21	1
11N40SISO	5510	Type5	22	1
11N40SISO	5510	Type5	23	1
11N40SISO	5510	Type5	24	1
11N40SISO	5510	Type5	25	1
11N40SISO	5510	Type5	26	1
11N40SISO	5510	Type5	27	1
11N40SISO	5510	Type5	28	1
11N40SISO	5510	Type5	29	1
11AC80SISO	5290	Type5	0	1
11AC80SISO	5290	Type5	1	0
11AC80SISO	5290	Type5	2	1
11AC80SISO	5290	Type5	3	0
11AC80SISO	5290	Type5	4	1
11AC80SISO	5290	Type5	5	1
11AC80SISO	5290	Type5	6	1
11AC80SISO	5290	Type5	7	1
11AC80SISO	5290	Type5	8	1
11AC80SISO	5290	Type5	9	1
11AC80SISO	5290	Type5	10	1
11AC80SISO	5290	Type5	11	1
11AC80SISO	5290	Type5	12	1
11AC80SISO	5290	Type5	13	1
11AC80SISO	5290	Type5	14	1
11AC80SISO	5290	Type5	15	1
11AC80SISO	5290	Type5	16	0
11AC80SISO	5290	Type5	17	1
11AC80SISO	5290	Type5	18	1
11AC80SISO	5290	Type5	19	1
11AC80SISO	5290	Type5	20	1
11AC80SISO	5290	Type5	21	1
11AC80SISO	5290	Type5	22	1
11AC80SISO	5290	Type5	23	1
11AC80SISO	5290	Type5	24	1
11AC80SISO	5290	Type5	25	1
11AC80SISO	5290	Type5	26	1
11AC80SISO	5290	Type5	27	1
11AC80SISO	5290	Type5	28	1

11AC80SISO	5290	Type5	29	1
11AC80SISO	5530	Type5	0	1
11AC80SISO	5530	Type5	1	1
11AC80SISO	5530	Type5	2	1
11AC80SISO	5530	Type5	3	1
11AC80SISO	5530	Type5	4	1
11AC80SISO	5530	Type5	5	1
11AC80SISO	5530	Type5	6	1
11AC80SISO	5530	Type5	7	1
11AC80SISO	5530	Type5	8	1
11AC80SISO	5530	Type5	9	1
11AC80SISO	5530	Type5	10	1
11AC80SISO	5530	Type5	11	0
11AC80SISO	5530	Type5	12	1
11AC80SISO	5530	Type5	13	1
11AC80SISO	5530	Type5	14	1
11AC80SISO	5530	Type5	15	1
11AC80SISO	5530	Type5	16	0
11AC80SISO	5530	Type5	17	1
11AC80SISO	5530	Type5	18	1
11AC80SISO	5530	Type5	19	1
11AC80SISO	5530	Type5	20	1
11AC80SISO	5530	Type5	21	1
11AC80SISO	5530	Type5	22	1
11AC80SISO	5530	Type5	23	1
11AC80SISO	5530	Type5	24	1
11AC80SISO	5530	Type5	25	1
11AC80SISO	5530	Type5	26	1
11AC80SISO	5530	Type5	27	1
11AC80SISO	5530	Type5	28	1
11AC80SISO	5530	Type5	29	1
11AX160SISO	5250	Type5	0	1
11AX160SISO	5250	Type5	1	1
11AX160SISO	5250	Type5	2	1
11AX160SISO	5250	Type5	3	1
11AX160SISO	5250	Type5	4	1
11AX160SISO	5250	Type5	5	0
11AX160SISO	5250	Type5	6	1
11AX160SISO	5250	Type5	7	1
11AX160SISO	5250	Type5	8	1
11AX160SISO	5250	Type5	9	1
11AX160SISO	5250	Type5	10	1

11AX160SISO	5250	Type5	11	1
11AX160SISO	5250	Type5	12	1
11AX160SISO	5250	Type5	13	1
11AX160SISO	5250	Type5	14	1
11AX160SISO	5250	Type5	15	1
11AX160SISO	5250	Type5	16	1
11AX160SISO	5250	Type5	17	1
11AX160SISO	5250	Type5	18	1
11AX160SISO	5250	Type5	19	1
11AX160SISO	5250	Type5	20	1
11AX160SISO	5250	Type5	21	1
11AX160SISO	5250	Type5	22	1
11AX160SISO	5250	Type5	23	1
11AX160SISO	5250	Type5	24	1
11AX160SISO	5250	Type5	25	1
11AX160SISO	5250	Type5	26	1
11AX160SISO	5250	Type5	27	1
11AX160SISO	5250	Type5	28	1
11AX160SISO	5250	Type5	29	1
11AX160SISO	5570	Type5	0	1
11AX160SISO	5570	Type5	1	1
11AX160SISO	5570	Type5	2	0
11AX160SISO	5570	Type5	3	1
11AX160SISO	5570	Type5	4	1
11AX160SISO	5570	Type5	5	1
11AX160SISO	5570	Type5	6	1
11AX160SISO	5570	Type5	7	1
11AX160SISO	5570	Type5	8	1
11AX160SISO	5570	Type5	9	1
11AX160SISO	5570	Type5	10	1
11AX160SISO	5570	Type5	11	1
11AX160SISO	5570	Type5	12	1
11AX160SISO	5570	Type5	13	1
11AX160SISO	5570	Type5	14	1
11AX160SISO	5570	Type5	15	1
11AX160SISO	5570	Type5	16	1
11AX160SISO	5570	Type5	17	1
11AX160SISO	5570	Type5	18	1
11AX160SISO	5570	Type5	19	1
11AX160SISO	5570	Type5	20	1
11AX160SISO	5570	Type5	21	0
11AX160SISO	5570	Type5	22	1

11AX160SISO	5570	Type5	23	1
11AX160SISO	5570	Type5	24	1
11AX160SISO	5570	Type5	25	1
11AX160SISO	5570	Type5	26	1
11AX160SISO	5570	Type5	27	1
11AX160SISO	5570	Type5	28	1
11AX160SISO	5570	Type5	29	1

Type 5
Trial Number : 0
Bursts in Trial: 17

Burst	Number of Pulses	Pulse Width (μsec)	Chirp Width (MHz)	Pulse 1-to-2 PRI (μsec)	Pulse 2-to-3 PRI (μsec)	Start Location Within Interval (msec)
1	3	90.4	11	1240	1367	652.586
2	2	81.3	11	1434	--	426.688
3	1	98.8	11	--	--	112.455
4	2	96.2	11	1951	--	550.653
5	1	91	11	--	--	373.911
6	2	83	11	1808	--	219.078
7	2	62.6	11	1526	--	407.826
8	1	97.8	11	--	--	668.434
9	2	60.4	11	1676	--	119.221
10	3	65.2	11	1388	1383	337.189
11	1	51.5	11	--	--	323.576
12	2	51.1	11	1806	--	92.504
13	1	51.5	11	--	--	187.932
14	2	80.5	11	1902	--	451.899
15	2	65.5	11	1760	--	512.847
16	2	81.5	11	1564	--	282.865
17	1	63.4	11	--	--	390.182

Type 5 Trial Number : 1						
Bursts in Trial: 12						
Burst	Number of Pulses	Pulse Width (μsec)	Chirp Width (MHz)	Pulse 1-to-2 PRI (μsec)	Pulse 2-to-3 PRI (μsec)	Start Location Within Interval (msec)
1	2	96.7	12	1594	--	420.671
2	3	92.7	12	1498	1294	877.22
3	2	51.1	12	1684	--	314.68
4	1	63	12	--	--	598.56
5	3	93.3	12	1218	1685	722.96
6	3	75.1	12	1739	1057	540.6
7	3	51.3	12	1783	1921	283.43
8	1	74.8	12	--	--	525.62
9	1	94	12	--	--	172.07
10	2	62.7	12	1754	--	190.05
11	1	75	12	--	--	889.9
12	2	67	12	1831	--	828.6

Type 5 Trial Number : 2						
Bursts in Trial: 19						
Burst	Number of Pulses	Pulse Width (μsec)	Chirp Width (MHz)	Pulse 1-to-2 PRI (μsec)	Pulse 2-to-3 PRI (μsec)	Start Location Within Interval (msec)
1	1	82.1	17	--	--	327.965
2	1	90.4	17	--	--	28.629
3	3	84.4	17	1121	1978	25.552
4	1	99.6	17	--	--	324.643
5	2	76.3	17	1166	--	372.294
6	2	82.9	17	1015	--	600.845
7	3	50.6	17	1074	1688	296.796
8	2	72.5	17	1021	--	134.317
9	3	83.7	17	1702	1647	53.258
10	3	53	17	1951	1581	520.249
11	2	67.7	17	1095	--	151.391
12	2	90.5	17	1266	--	295.702
13	3	96.2	17	1233	2000	353.213
14	3	63.9	17	1229	1680	574.454
15	3	98.1	17	1204	1968	539.935
16	1	51.1	17	--	--	397.526
17	3	75.2	17	1084	1562	500.937

18	2	79.2	17	1658	--	4.358
19	2	85.7	17	1312	--	263.779

Type 5 Trial Number : 3						
Bursts in Trial: 9						
Burst	Number of Pulses	Pulse Width (μsec)	Chirp Width (MHz)	Pulse 1-to-2 PRI (μsec)	Pulse 2-to-3 PRI (μsec)	Start Location Within Interval (msec)
1	1	89.4	17	--	--	774.986
2	3	63.4	17	1626	1203	540.367
3	2	78.9	17	1301	--	688.633
4	2	88.4	17	1832	--	276.65
5	3	55.9	17	1198	1149	327.337
6	2	61.8	17	1510	--	532.143
7	2	83.4	17	1276	--	1215.17
8	2	75	17	1519	--	315.077
9	1	64.9	17	--	--	1148.233

Type 5 Trial Number : 4						
Bursts in Trial: 18						
Burst	Number of Pulses	Pulse Width (μsec)	Chirp Width (MHz)	Pulse 1-to-2 PRI (μsec)	Pulse 2-to-3 PRI (μsec)	Start Location Within Interval (msec)
1	1	86.7	14	--	--	572.387
2	3	90.9	14	1104	1220	409.263
3	2	82.7	14	1631	--	534.387
4	3	74.9	14	1183	1234	44.92
5	2	88.7	14	1854	--	622.903
6	2	75.3	14	1520	--	67.917
7	1	66.5	14	--	--	173.7
8	3	85.1	14	1631	1019	632.503
9	1	88.6	14	--	--	249.567
10	1	57.8	14	--	--	529.34
11	2	99.2	14	1227	--	144.103
12	3	96.3	14	1779	1065	331.257
13	2	85.1	14	1942	--	312.84
14	1	97.8	14	--	--	312.973
15	2	95.1	14	1342	--	156.947
16	3	99.2	14	1661	1074	167.8
17	3	69.1	14	1258	1218	487.433

18	2	73.4	14	1617	--	181.967

Type 5 Trial Number : 5 Bursts in Trial: 15						
Burst	Number of Pulses	Pulse Width (μsec)	Chirp Width (MHz)	Pulse 1-to-2 PRI (μsec)	Pulse 2-to-3 PRI (μsec)	Start Location Within Interval (msec)
1	1	99.6	19	--	--	599.895
2	3	51.3	19	1566	1133	247.79
3	3	78.9	19	1815	1389	202.12
4	3	93.5	19	1671	1599	98.85
5	3	78.3	19	1202	1642	708.49
6	3	62.4	19	1970	1110	429.77
7	3	52.1	19	1639	1687	592.66
8	2	90.4	19	1735	--	640.21
9	2	50.9	19	1542	--	223.32
10	3	80.2	19	1789	1100	357.66
11	3	67.5	19	1836	1228	538.53
12	2	60.8	19	1648	--	590.2
13	2	73.4	19	1233	--	95.32
14	2	55.1	19	1836	--	657.2
15	1	75.4	19	--	--	374.1

Type 5 Trial Number : 6 Bursts in Trial: 15						
Burst	Number of Pulses	Pulse Width (μsec)	Chirp Width (MHz)	Pulse 1-to-2 PRI (μsec)	Pulse 2-to-3 PRI (μsec)	Start Location Within Interval (msec)
1	2	73.8	15	1477	--	96.212
2	1	92.2	15	--	--	400.1
3	1	62.4	15	--	--	644.76
4	3	84	15	1850	1999	347.66
5	1	83.6	15	--	--	482.81
6	2	91.7	15	1459	--	715.32
7	3	67.6	15	1743	1282	772.46
8	1	91.5	15	--	--	682.13
9	1	73.8	15	--	--	24.13
10	1	73.8	15	--	--	403.91
11	2	60.3	15	1651	--	421.25
12	3	60.4	15	1068	1913	185.5

13	2	57.6	15	1279	--	2.1
14	1	61.2	15	--	--	344.8
15	2	66.6	15	1777	--	97.2

Type 5 Trial Number : 7						
Bursts in Trial: 12						
Burst	Number of Pulses	Pulse Width (μsec)	Chirp Width (MHz)	Pulse 1-to-2 Spacing (μsec)	Pulse 2-to-3 PRI (μsec)	Start Location Within Interval (msec)
1	1	57.3	20	--	--	127.696
2	2	80.8	20	1403	--	792.47
3	1	64.6	20	--	--	727.53
4	1	61.6	20	--	--	406.28
5	2	78.6	20	1107	--	799.75
6	2	69.1	20	1695	--	936.08
7	1	83.8	20	--	--	679.66
8	2	99.4	20	1459	--	355
9	1	96.4	20	--	--	171.14
10	2	60	20	1394	--	44.25
11	2	72.3	20	1666	--	50.1
12	2	90	20	1402	--	197.7

Type 5 Trial Number : 8						
Bursts in Trial: 11						
Burst	Number of Pulses	Pulse Width (μsec)	Chirp Width (MHz)	Pulse 1-to-2 PRI (μsec)	Pulse 2-to-3 PRI (μsec)	Start Location Within Interval (msec)
1	3	83.1	8	1465	1072	652.312
2	2	77.8	8	1249	--	266.631
3	1	88.9	8	--	--	215.722
4	1	67.1	8	--	--	475.603
5	2	93.9	8	1863	--	11.274
6	1	77.8	8	--	--	788.955
7	2	73.7	8	1539	--	199.895
8	3	50.4	8	1561	1037	791.626
9	2	58.3	8	1692	--	92.367
10	2	86.5	8	1451	--	307.618
11	3	92.3	8	1908	1697	734.009

Type 5 Trial Number : 9						
Bursts in Trial: 16						
Burst	Number of Pulses	Pulse Width (μsec)	Chirp Width (MHz)	Pulse 1-to-2 PRI (μsec)	Pulse 2-to-3 PRI (μsec)	Start Location Within Interval (msec)
1	1	99	9	--	--	501.182
2	3	89.1	9	1815	1531	206.66
3	2	85.7	9	1816	--	355.56
4	1	92.1	9	--	--	171.56
5	1	89.3	9	--	--	494.86
6	2	90.3	9	1840	--	178.7
7	2	76.3	9	1595	--	112.75
8	2	90	9	1733	--	578.44
9	2	75	9	1380	--	310.32
10	1	55.2	9	--	--	419.95
11	3	98.8	9	1922	1954	327.93
12	2	55	9	1760	--	380.03
13	1	91.5	9	--	--	67.2
14	1	81	9	--	--	40.01
15	2	88.2	9	1350	--	57.5
16	2	90.4	9	1844	--	212.6

Type 5 Trial Number : 10						
Bursts in Trial: 10						
Burst	Number of Pulses	Pulse Width (μsec)	Chirp Width (MHz)	Pulse 1-to-2 PRI (μsec)	Pulse 2-to-3 PRI (μsec)	Start Location Within Interval (msec)
1	1	80.5	13	--	--	1057.92
2	2	69.9	13	1667	--	377.58
3	1	98.9	13	--	--	234.12
4	2	55.2	13	1894	--	86.06
5	2	79.4	13	1496	--	731.28
6	2	90	13	1350	--	379.46
7	2	90.7	13	1034	--	1080.38
8	2	63.4	13	1729	--	390.63
9	2	89.2	13	1482	--	156.15
10	3	76.9	13	1689	1104	937.6

Type 5 Trial Number : 11						
Bursts in Trial: 14						
Burst	Number of Pulses	Pulse Width (μsec)	Chirp Width (MHz)	Pulse 1-to-2 PRI (μsec)	Pulse 2-to-3 PRI (μsec)	Start Location Within Interval (msec)
1	2	55.7	6	1004	--	262.946
2	2	90.5	6	1338	--	183.427
3	2	94.6	6	1522	--	46.904
4	3	86.1	6	1602	1028	248.651
5	3	59.9	6	1024	1058	689.819
6	1	73.9	6	--	--	201.166
7	1	90.1	6	--	--	219.503
8	3	74.9	6	1594	1369	786.64
9	2	89.8	6	1108	--	179.867
10	2	51.1	6	1659	--	90.024
11	2	84.8	6	1880	--	681.021
12	1	75	6	--	--	808.129
13	2	96.2	6	1104	--	531.486
14	2	56.5	6	1829	--	308.843

Type 5 Trial Number : 12						
Bursts in Trial: 16						
Burst	Number of Pulses	Pulse Width (μsec)	Chirp Width (MHz)	Pulse 1-to-2 PRI (μsec)	Pulse 2-to-3 PRI (μsec)	Start Location Within Interval (msec)
1	3	57	9	1582	1684	214.16
2	1	99.8	9	--	--	526.52
3	3	93.8	9	1489	1084	79.43
4	1	88.9	9	--	--	314.94
5	3	83.6	9	1380	1431	397.21
6	1	72.9	9	--	--	243.99
7	2	84.7	9	1236	--	55.06
8	1	83.1	9	--	--	627.52
9	3	68.7	9	1259	1161	54.7
10	2	98	9	1216	--	402.09
11	2	68.2	9	1563	--	129.32
12	2	60.7	9	1777	--	259.92
13	2	88.9	9	1209	--	13.42
14	2	64	9	1779	--	528.4
15	1	70.2	9	--	--	283

16	1	70.4	9	--	--	226.2

Type 5 Trial Number : 13						
Bursts in Trial: 18						
Burst	Number of Pulses	Pulse Width (μsec)	Chirp Width (MHz)	Pulse 1-to-2 PRI (μsec)	Pulse 2-to-3 PRI (μsec)	Start Location Within Interval (msec)
1	3	55.4	5	1985	1928	40.859
2	2	78.5	5	1083	--	442.223
3	2	80.8	5	1442	--	257.927
4	1	91.9	5	--	--	239.51
5	2	78.4	5	1902	--	422.993
6	2	58.3	5	1600	--	385.517
7	2	87.4	5	1037	--	509.1
8	2	66.6	5	1858	--	640.353
9	2	52.3	5	1336	--	303.467
10	1	92	5	--	--	579.77
11	2	53.6	5	1958	--	338.323
12	2	81.3	5	1681	--	631.517
13	2	94	5	1932	--	114.73
14	1	52.3	5	--	--	608.193
15	1	82.8	5	--	--	539.647
16	3	98.4	5	1283	1920	462.3
17	1	65	5	--	--	252.233
18	2	82.6	5	1735	--	428.267

Type 5 Trial Number : 14						
Bursts in Trial: 10						
Burst	Number of Pulses	Pulse Width (μsec)	Chirp Width (MHz)	Pulse 1-to-2 PRI (μsec)	Pulse 2-to-3 PRI (μsec)	Start Location Within Interval (msec)
1	2	61.1	8	1237	--	58.81
2	1	76.3	8	--	--	745.33
3	2	66.7	8	1287	--	878.38
4	2	95.6	8	1814	--	1015.69
5	1	98.5	8	--	--	354.3
6	3	54.6	8	1227	1241	168.62
7	3	87.5	8	1857	1254	886.8
8	2	61	8	1812	--	1060.75
9	3	83.5	8	1485	1797	347.83

10	1	60.4	8	--	--	531.4

Type 5 Trial Number : 15						
Bursts in Trial: 19						
Burst	Number of Pulses	Pulse Width (µsec)	Chirp Width (MHz)	Pulse 1-to-2 PRI (µsec)	Pulse 2-to-3 PRI (µsec)	Start Location Within Interval (msec)
1	1	79	20	--	--	562.299
2	3	51.6	20	1858	1583	362.865
3	1	91.5	20	--	--	558.522
4	3	81.7	20	1936	1470	408.703
5	2	99.5	20	1784	--	525.254
6	3	69.5	20	1505	1904	168.365
7	1	67.6	20	--	--	293.636
8	2	99.2	20	1250	--	119.567
9	1	59.7	20	--	--	408.458
10	3	76.1	20	1685	1167	324.019
11	3	89.4	20	1535	1629	391.981
12	2	60.7	20	1308	--	100.692
13	1	83.3	20	--	--	394.963
14	1	59.8	20	--	--	104.944
15	1	59.9	20	--	--	458.355
16	3	74.5	20	1656	1043	562.216
17	3	65.5	20	1433	1873	516.437
18	1	79	20	--	--	240.758
19	3	79.7	20	1279	1332	404.279

Type 5 Trial Number : 16						
Bursts in Trial: 13						
Burst	Number of Pulses	Pulse Width (µsec)	Chirp Width (MHz)	Pulse 1-to-2 PRI (µsec)	Pulse 2-to-3 PRI (µsec)	Start Location Within Interval (msec)
1	3	55.2	11	1866	1235	209.847
2	3	78.4	11	1147	1175	300.413
3	2	59.7	11	1080	--	493.406
4	1	94.5	11	--	--	224.879
5	2	76.3	11	1922	--	371.892
6	2	86.4	11	1497	--	36.165
7	2	61.3	11	1611	--	898.978
8	2	76.2	11	1572	--	330.912

9	2	63.1	11	1190	--	300.735
10	3	81.6	11	1830	1414	121.428
11	3	58	11	1172	1987	12.601
12	1	52.4	11	--	--	908.254
13	1	64.4	11	--	--	369.177

Type 5
Trial Number : 17
Bursts in Trial: 15

Burst	Number of Pulses	Pulse Width (μsec)	Chirp Width (MHz)	Pulse 1-to-2 PRI (μsec)	Pulse 2-to-3 PRI (μsec)	Start Location Within Interval (msec)
1	2	79.4	20	1933	--	595.174
2	2	65.6	20	1180	--	119.772
3	2	53.7	20	1411	--	632
4	2	62.9	20	1477	--	694.1
5	1	92.9	20	--	--	202.96
6	1	57	20	--	--	275.56
7	3	72.2	20	1746	1117	298.55
8	2	53.2	20	1477	--	244.97
9	2	79.6	20	1033	--	592.41
10	2	85	20	1455	--	504.98
11	2	67	20	1068	--	330.32
12	1	51.6	20	--	--	577.15
13	2	66.6	20	1960	--	408.8
14	3	55.3	20	1217	1885	257.8
15	1	86	20	--	--	368.4

Type 5
Trial Number : 18
Bursts in Trial: 19

Burst	Number of Pulses	Pulse Width (μsec)	Chirp Width (MHz)	Pulse 1-to-2 PRI (μsec)	Pulse 2-to-3 PRI (μsec)	Start Location Within Interval (msec)
1	3	79.5	10	1297	1311	354.531
2	2	55.5	10	1005	--	203.827
3	2	85.7	10	1372	--	273.702
4	2	59.6	10	1320	--	409.493
5	1	99.2	10	--	--	143.994
6	1	59	10	--	--	100.245
7	1	60.5	10	--	--	421.246
8	3	65.7	10	1621	1935	357.767

9	3	72	10	1840	1739	540.488
10	2	50.4	10	1063	--	212.819
11	1	72.3	10	--	--	606.491
12	3	67.7	10	1512	1665	290.852
13	2	55.2	10	1884	--	111.613
14	1	71.8	10	--	--	111.264
15	3	60.9	10	1901	1612	385.655
16	3	74.8	10	1883	1817	348.166
17	2	74.6	10	1911	--	430.637
18	2	95.7	10	1586	--	580.858
19	2	67.4	10	1332	--	253.079

Type 5
Trial Number : 19
Bursts in Trial: 16

Burst	Number of Pulses	Pulse Width (μsec)	Chirp Width (MHz)	Pulse 1-to-2 PRI (μsec)	Pulse 2-to-3 PRI (μsec)	Start Location Within Interval (msec)
1	2	81.2	16	1976	--	159.891
2	2	72.5	16	1403	--	28.585
3	1	70.5	16	--	--	345.62
4	3	62.5	16	1806	1984	688.09
5	2	65.9	16	1441	--	294.11
6	2	59.8	16	1238	--	311.2
7	2	60.8	16	1003	--	559.52
8	2	67.6	16	1050	--	194.4
9	1	55.8	16	--	--	14.54
10	2	86	16	1631	--	711.76
11	3	54.2	16	1876	1719	709.77
12	1	68	16	--	--	40.38
13	1	70.4	16	--	--	682.6
14	2	76.9	16	1000	--	259.4
15	2	80.6	16	1775	--	459.1
16	3	66.9	16	1747	1864	527.1

Type 5
Trial Number : 20
Bursts in Trial: 18

Burst	Number of Pulses	Pulse Width (μsec)	Chirp Width (MHz)	Pulse 1-to-2 PRI (μsec)	Pulse 2-to-3 PRI (μsec)	Start Location Within Interval (msec)
1	2	87	20	1372	--	292

2	2	90.4	20	1421	--	71.84
3	2	82.8	20	1796	--	288.637
4	2	62.4	20	1526	--	13.39
5	2	73.6	20	1203	--	138.733
6	2	76.2	20	1129	--	188.387
7	3	57	20	1790	1205	463.44
8	1	93.7	20	--	--	130.453
9	2	63.4	20	1372	--	43.847
10	3	72.4	20	1774	1077	605.1
11	2	82	20	1384	--	525.593
12	1	71.2	20	--	--	260.457
13	1	82.7	20	--	--	642.31
14	3	52.8	20	1918	1081	431.733
15	1	50.2	20	--	--	195.677
16	1	60.2	20	--	--	500.6
17	2	83.8	20	1259	--	223.733
18	1	90.5	20	--	--	328.067

Type 5 **Trial Number : 21**						
Bursts in Trial: 16						
Burst	**Number of Pulses**	**Pulse Width (μsec)**	**Chirp Width (MHz)**	**Pulse 1-to-2 PRI (μsec)**	**Pulse 2-to-3 PRI (μsec)**	**Start Location Within Interval (msec)**
1	2	85.9	13	1731	--	403.442
2	1	91.3	13	--	--	535.03
3	3	73.4	13	1955	1564	667.78
4	2	52.3	13	1098	--	105.48
5	2	68.2	13	1975	--	234.48
6	3	57	13	1386	1103	54.39
7	1	63.3	13	--	--	665.16
8	2	77.5	13	1128	--	210.5
9	1	88.2	13	--	--	700.07
10	3	63.4	13	1382	1278	252.99
11	2	52.4	13	1085	--	634.33
12	2	51.8	13	1026	--	513.95
13	3	77.1	13	1074	1934	231.02
14	3	53.1	13	1298	1963	423.4
15	2	54.2	13	1113	--	321.4
16	2	58.3	13	1633	--	74.3

Type 5 Trial Number : 22						
Bursts in Trial: 19						
Burst	Number of Pulses	Pulse Width (μsec)	Chirp Width (MHz)	Pulse 1-to-2 PRI (μsec)	Pulse 2-to-3 PRI (μsec)	Start Location Within Interval (msec)
1	1	52.2	7	--	--	74.358
2	1	66.6	7	--	--	66.472
3	3	97.6	7	1865	1133	493.402
4	3	68.6	7	1753	1020	296.203
5	2	66.8	7	1663		64.084
6	3	88.6	7	1642	1343	43.265
7	2	84.8	7	1035	--	45.156
8	1	77.6	7	--	--	365.637
9	2	79.7	7	1793	--	551.758
10	2	60.6	7	1101	--	355.029
11	2	67.5	7	1357	--	445.541
12	3	55.4	7	1410	1169	161.912
13	2	67.6	7	1079	--	219.543
14	2	79.4	7	1154	--	206.404
15	1	83.6	7	--	--	198.155
16	2	94.1	7	1720	--	78.266
17	2	63.3	7	1003	--	114.237
18	2	91.8	7	1730	--	530.658
19	2	99.2	7	1288	--	557.679

Type 5 Trial Number : 23						
Bursts in Trial: 9						
Burst	Number of Pulses	Pulse Width (μsec)	Chirp Width (MHz)	Pulse 1-to-2 PRI (μsec)	Pulse 2-to-3 PRI (μsec)	Start Location Within Interval (msec)
1	2	80	16	1572	--	548.953
2	2	87.3	16	1451	--	571.987
3	2	57.1	16	1482	--	10.203
4	1	58.6	16	--	--	257.76
5	2	52.8	16	1295	--	497.617
6	3	79	16	1695	1418	1095.663
7	1	64.2	16	--	--	1134.46
8	3	92.2	16	1592	1399	1026.067
9	2	59.7	16	1707	--	1276.933

Type 5 Trial Number : 24						
Bursts in Trial: 15						
Burst	Number of Pulses	Pulse Width (μsec)	Chirp Width (MHz)	Pulse 1-to-2 PRI (μsec)	Pulse 2-to-3 PRI (μsec)	Start Location Within Interval (msec)
1	2	80.3	7	1208	--	274.547
2	3	77.6	7	1149	1664	625.68
3	1	76.5	7	--	--	65.66
4	2	97.8	7	1828	--	537.84
5	1	80.3	7	--	--	139.68
6	2	99.5	7	1829	--	127.34
7	3	69.6	7	1626	1597	625.14
8	2	59.4	7	1073	--	682.83
9	2	74.8	7	1603	--	545.3
10	3	51.5	7	1476	1052	771.49
11	2	87	7	1984	--	318.89
12	2	89.1	7	1030	--	538.37
13	3	50.3	7	1634	1236	615.2
14	1	80.9	7	--	--	206.1
15	2	67.2	7	1785	--	225

Type 5 Trial Number : 25						
Bursts in Trial: 9						
Burst	Number of Pulses	Pulse Width (μsec)	Chirp Width (MHz)	Pulse 1-to-2 PRI (μsec)	Pulse 2-to-3 PRI (μsec)	Start Location Within Interval (msec)
1	3	52.4	8	1378	1479	1072.42
2	1	84.4	8	--	--	409.617
3	2	94.9	8	1592	--	342.123
4	3	74.7	8	1369	1653	987.18
5	3	97.5	8	1954	1612	7.687
6	2	72.5	8	1841	--	910.833
7	2	97.9	8	1975	--	991.97
8	3	57.7	8	1338	1625	881.167
9	2	80.2	8	1672	--	188.333

Type 5 Trial Number : 26						
Bursts in Trial: 12						
Burst	Number of Pulses	Pulse Width (μsec)	Chirp Width (MHz)	Pulse 1-to-2 PRI (μsec)	Pulse 2-to-3 PRI (μsec)	Start Location Within Interval (msec)
1	3	73.6	18	1152	1208	33.492
2	3	86.4	18	1572	1261	150.63
3	3	52.8	18	1080	1808	754.16
4	2	87.7	18	1649	--	143.81
5	2	59.8	18	1320	--	610.54
6	2	95.6	18	1985	--	589.19
7	3	70.8	18	1878	1927	663.01
8	3	80	18	1501	1542	896.99
9	2	88.8	18	1059	--	890.57
10	2	97.3	18	1838	--	975.97
11	2	57.3	18	1753	--	93.7
12	2	80.8	18	1694	--	737.6

Type 5 Trial Number : 27						
Bursts in Trial: 18						
Burst	Number of Pulses	Pulse Width (μsec)	Chirp Width (MHz)	Pulse 1-to-2 PRI (μsec)	Pulse 2-to-3 PRI (μsec)	Start Location Within Interval (msec)
1	1	81.1	19	--	--	408.153
2	2	90.2	19	1204	--	514.603
3	2	98.9	19	1478	--	383.067
4	2	98.8	19	1157	--	18.34
5	3	58.6	19	1119	1145	422.823
6	1	85.9	19	--	--	242.267
7	1	67.2	19	--	--	284.9
8	2	53.6	19	1808	--	503.563
9	2	62.2	19	1770	--	473.927
10	1	58.4	19	--	--	283.35
11	3	61.3	19	1056	1741	206.193
12	2	96.5	19	1721	--	202.647
13	2	92.8	19	1674	--	420.22
14	2	50.5	19	1200	--	508.503
15	3	73.7	19	1650	1638	58.527
16	2	70.9	19	2000	--	34.4
17	2	69	19	1964	--	7.133

18	1	90.7	19	--	--	63.767

Type 5 Trial Number : 28						
Bursts in Trial: 20						
Burst	Number of Pulses	Pulse Width (μsec)	Chirp Width (MHz)	Pulse 1-to-2 PRI (μsec)	Pulse 2-to-3 PRI (μsec)	Start Location Within Interval (msec)
1	1	77.3	12	--	--	208.286
2	2	92.3	12	1022	--	151.258
3	1	50.3	12	--	--	523.95
4	2	57.1	12	1071	--	353.4
5	2	70.4	12	1144	--	102.66
6	1	75.8	12	--	--	492.78
7	2	69.4	12	1057	--	489.45
8	2	89.9	12	1397	--	2.84
9	3	64.1	12	1298	1517	386.02
10	2	68.4	12	1566	--	533.12
11	2	93	12	1193	--	100.52
12	2	79.9	12	1103	--	309.43
13	2	69	12	1535	--	160.11
14	1	75.6	12	--	--	528.16
15	2	66	12	1179	--	80.2
16	2	78.6	12	1913	--	78.85
17	2	86.7	12	1659	--	247.09
18	2	54.7	12	1101	--	252.2
19	3	78.4	12	1483	1791	111.9
20	1	85.4	12	--	--	159.7

Type 5 Trial Number : 29						
Bursts in Trial: 16						
Burst	**Number of Pulses**	**Pulse Width (μsec)**	**Chirp Width (MHz)**	**Pulse 1-to-2 PRI (μsec)**	**Pulse 2-to-3 PRI (μsec)**	**Start Location Within Interval (msec)**
1	3	57.5	15	1923	1953	264.988
2	2	63.9	15	1679	--	743.16
3	1	95.4	15	--	--	285.6
4	2	69.4	15	1002	--	539.18
5	1	89.8	15	--	--	412.03
6	3	64.6	15	1219	1709	606.12
7	1	64.7	15	--	--	413.46
8	2	88.1	15	1482	--	302.24
9	3	63.8	15	1620	1362	269.48
10	2	72.4	15	1981	--	146.06
11	2	73.4	15	1363	--	25.26
12	2	92.4	15	1874	--	68.38
13	2	65.3	15	1397	--	699.9
14	1	70	15	--	--	572.5
15	3	67.9	15	1848	1483	648.4
16	2	56.2	15	1983	--	657.1

Test Mode	Frequency[MHz]	Radar Type	Trial ID	Pulse width (μs)	PRI (μs)	Pulses per Hop	Detection (1: Yes; 0: No)
11A	5260	Type6	0	1	333	9	0
11A	5260	Type6	1	1	333	9	1
11A	5260	Type6	2	1	333	9	0
11A	5260	Type6	3	1	333	9	0
11A	5260	Type6	4	1	333	9	1
11A	5260	Type6	5	1	333	9	1
11A	5260	Type6	6	1	333	9	1
11A	5260	Type6	7	1	333	9	1
11A	5260	Type6	8	1	333	9	1
11A	5260	Type6	9	1	333	9	1
11A	5260	Type6	10	1	333	9	1
11A	5260	Type6	11	1	333	9	1
11A	5260	Type6	12	1	333	9	1
11A	5260	Type6	13	1	333	9	1
11A	5260	Type6	14	1	333	9	1

11A	5260	Type6	15	1	333	9	1
11A	5260	Type6	16	1	333	9	1
11A	5260	Type6	17	1	333	9	1
11A	5260	Type6	18	1	333	9	1
11A	5260	Type6	19	1	333	9	1
11A	5260	Type6	20	1	333	9	1
11A	5260	Type6	21	1	333	9	1
11A	5260	Type6	22	1	333	9	1
11A	5260	Type6	23	1	333	9	1
11A	5260	Type6	24	1	333	9	1
11A	5260	Type6	25	1	333	9	1
11A	5260	Type6	26	1	333	9	1
11A	5260	Type6	27	1	333	9	1
11A	5260	Type6	28	1	333	9	1
11A	5260	Type6	29	1	333	9	1
11A	5500	Type6	0	1	333	9	1
11A	5500	Type6	1	1	333	9	1
11A	5500	Type6	2	1	333	9	1
11A	5500	Type6	3	1	333	9	1
11A	5500	Type6	4	1	333	9	1
11A	5500	Type6	5	1	333	9	1
11A	5500	Type6	6	1	333	9	1
11A	5500	Type6	7	1	333	9	1
11A	5500	Type6	8	1	333	9	1
11A	5500	Type6	9	1	333	9	1
11A	5500	Type6	10	1	333	9	1
11A	5500	Type6	11	1	333	9	0
11A	5500	Type6	12	1	333	9	1
11A	5500	Type6	13	1	333	9	1
11A	5500	Type6	14	1	333	9	1
11A	5500	Type6	15	1	333	9	1
11A	5500	Type6	16	1	333	9	1
11A	5500	Type6	17	1	333	9	1
11A	5500	Type6	18	1	333	9	1
11A	5500	Type6	19	1	333	9	1
11A	5500	Type6	20	1	333	9	1
11A	5500	Type6	21	1	333	9	1
11A	5500	Type6	22	1	333	9	1
11A	5500	Type6	23	1	333	9	1
11A	5500	Type6	24	1	333	9	1
11A	5500	Type6	25	1	333	9	1
11A	5500	Type6	26	1	333	9	1

11A	5500	Type6	27	1	333	9	1
11A	5500	Type6	28	1	333	9	0
11A	5500	Type6	29	1	333	9	1
11N40SISO	5270	Type6	0	1	333	9	1
11N40SISO	5270	Type6	1	1	333	9	1
11N40SISO	5270	Type6	2	1	333	9	1
11N40SISO	5270	Type6	3	1	333	9	1
11N40SISO	5270	Type6	4	1	333	9	1
11N40SISO	5270	Type6	5	1	333	9	1
11N40SISO	5270	Type6	6	1	333	9	1
11N40SISO	5270	Type6	7	1	333	9	1
11N40SISO	5270	Type6	8	1	333	9	1
11N40SISO	5270	Type6	9	1	333	9	1
11N40SISO	5270	Type6	10	1	333	9	1
11N40SISO	5270	Type6	11	1	333	9	1
11N40SISO	5270	Type6	12	1	333	9	1
11N40SISO	5270	Type6	13	1	333	9	1
11N40SISO	5270	Type6	14	1	333	9	1
11N40SISO	5270	Type6	15	1	333	9	1
11N40SISO	5270	Type6	16	1	333	9	1
11N40SISO	5270	Type6	17	1	333	9	1
11N40SISO	5270	Type6	18	1	333	9	1
11N40SISO	5270	Type6	19	1	333	9	1
11N40SISO	5270	Type6	20	1	333	9	1
11N40SISO	5270	Type6	21	1	333	9	1
11N40SISO	5270	Type6	22	1	333	9	1
11N40SISO	5270	Type6	23	1	333	9	1
11N40SISO	5270	Type6	24	1	333	9	1
11N40SISO	5270	Type6	25	1	333	9	1
11N40SISO	5270	Type6	26	1	333	9	1
11N40SISO	5270	Type6	27	1	333	9	1
11N40SISO	5270	Type6	28	1	333	9	1
11N40SISO	5270	Type6	29	1	333	9	1
11N40SISO	5510	Type6	0	1	333	9	1
11N40SISO	5510	Type6	1	1	333	9	1
11N40SISO	5510	Type6	2	1	333	9	1
11N40SISO	5510	Type6	3	1	333	9	1
11N40SISO	5510	Type6	4	1	333	9	1
11N40SISO	5510	Type6	5	1	333	9	1
11N40SISO	5510	Type6	6	1	333	9	1
11N40SISO	5510	Type6	7	1	333	9	1
11N40SISO	5510	Type6	8	1	333	9	1

11N40SISO	5510	Type6	9	1	333	9	1
11N40SISO	5510	Type6	10	1	333	9	1
11N40SISO	5510	Type6	11	1	333	9	1
11N40SISO	5510	Type6	12	1	333	9	1
11N40SISO	5510	Type6	13	1	333	9	1
11N40SISO	5510	Type6	14	1	333	9	1
11N40SISO	5510	Type6	15	1	333	9	1
11N40SISO	5510	Type6	16	1	333	9	1
11N40SISO	5510	Type6	17	1	333	9	1
11N40SISO	5510	Type6	18	1	333	9	1
11N40SISO	5510	Type6	19	1	333	9	1
11N40SISO	5510	Type6	20	1	333	9	1
11N40SISO	5510	Type6	21	1	333	9	1
11N40SISO	5510	Type6	22	1	333	9	1
11N40SISO	5510	Type6	23	1	333	9	1
11N40SISO	5510	Type6	24	1	333	9	1
11N40SISO	5510	Type6	25	1	333	9	1
11N40SISO	5510	Type6	26	1	333	9	1
11N40SISO	5510	Type6	27	1	333	9	1
11N40SISO	5510	Type6	28	1	333	9	1
11N40SISO	5510	Type6	29	1	333	9	1
11AC80SISO	5290	Type6	0	1	333	9	1
11AC80SISO	5290	Type6	1	1	333	9	1
11AC80SISO	5290	Type6	2	1	333	9	1
11AC80SISO	5290	Type6	3	1	333	9	1
11AC80SISO	5290	Type6	4	1	333	9	1
11AC80SISO	5290	Type6	5	1	333	9	1
11AC80SISO	5290	Type6	6	1	333	9	1
11AC80SISO	5290	Type6	7	1	333	9	1
11AC80SISO	5290	Type6	8	1	333	9	1
11AC80SISO	5290	Type6	9	1	333	9	1
11AC80SISO	5290	Type6	10	1	333	9	1
11AC80SISO	5290	Type6	11	1	333	9	1
11AC80SISO	5290	Type6	12	1	333	9	1
11AC80SISO	5290	Type6	13	1	333	9	1
11AC80SISO	5290	Type6	14	1	333	9	1
11AC80SISO	5290	Type6	15	1	333	9	1
11AC80SISO	5290	Type6	16	1	333	9	1
11AC80SISO	5290	Type6	17	1	333	9	1
11AC80SISO	5290	Type6	18	1	333	9	1
11AC80SISO	5290	Type6	19	1	333	9	1
11AC80SISO	5290	Type6	20	1	333	9	1

11AC80SISO	5290	Type6	21	1	333	9	1
11AC80SISO	5290	Type6	22	1	333	9	1
11AC80SISO	5290	Type6	23	1	333	9	1
11AC80SISO	5290	Type6	24	1	333	9	1
11AC80SISO	5290	Type6	25	1	333	9	1
11AC80SISO	5290	Type6	26	1	333	9	1
11AC80SISO	5290	Type6	27	1	333	9	1
11AC80SISO	5290	Type6	28	1	333	9	1
11AC80SISO	5290	Type6	29	1	333	9	1
11AC80SISO	5530	Type6	0	1	333	9	1
11AC80SISO	5530	Type6	1	1	333	9	1
11AC80SISO	5530	Type6	2	1	333	9	1
11AC80SISO	5530	Type6	3	1	333	9	1
11AC80SISO	5530	Type6	4	1	333	9	1
11AC80SISO	5530	Type6	5	1	333	9	1
11AC80SISO	5530	Type6	6	1	333	9	1
11AC80SISO	5530	Type6	7	1	333	9	1
11AC80SISO	5530	Type6	8	1	333	9	1
11AC80SISO	5530	Type6	9	1	333	9	1
11AC80SISO	5530	Type6	10	1	333	9	1
11AC80SISO	5530	Type6	11	1	333	9	1
11AC80SISO	5530	Type6	12	1	333	9	1
11AC80SISO	5530	Type6	13	1	333	9	1
11AC80SISO	5530	Type6	14	1	333	9	1
11AC80SISO	5530	Type6	15	1	333	9	1
11AC80SISO	5530	Type6	16	1	333	9	1
11AC80SISO	5530	Type6	17	1	333	9	1
11AC80SISO	5530	Type6	18	1	333	9	1
11AC80SISO	5530	Type6	19	1	333	9	1
11AC80SISO	5530	Type6	20	1	333	9	1
11AC80SISO	5530	Type6	21	1	333	9	1
11AC80SISO	5530	Type6	22	1	333	9	1
11AC80SISO	5530	Type6	23	1	333	9	1
11AC80SISO	5530	Type6	24	1	333	9	1
11AC80SISO	5530	Type6	25	1	333	9	1
11AC80SISO	5530	Type6	26	1	333	9	1
11AC80SISO	5530	Type6	27	1	333	9	1
11AC80SISO	5530	Type6	28	1	333	9	1
11AC80SISO	5530	Type6	29	1	333	9	1
11AX160SISO	5250	Type6	0	1	333	9	1
11AX160SISO	5250	Type6	1	1	333	9	1
11AX160SISO	5250	Type6	2	1	333	9	1

11AX160SISO	5250	Type6	3	1	333	9	1
11AX160SISO	5250	Type6	4	1	333	9	1
11AX160SISO	5250	Type6	5	1	333	9	1
11AX160SISO	5250	Type6	6	1	333	9	1
11AX160SISO	5250	Type6	7	1	333	9	1
11AX160SISO	5250	Type6	8	1	333	9	1
11AX160SISO	5250	Type6	9	1	333	9	1
11AX160SISO	5250	Type6	10	1	333	9	1
11AX160SISO	5250	Type6	11	1	333	9	1
11AX160SISO	5250	Type6	12	1	333	9	1
11AX160SISO	5250	Type6	13	1	333	9	1
11AX160SISO	5250	Type6	14	1	333	9	1
11AX160SISO	5250	Type6	15	1	333	9	1
11AX160SISO	5250	Type6	16	1	333	9	1
11AX160SISO	5250	Type6	17	1	333	9	1
11AX160SISO	5250	Type6	18	1	333	9	1
11AX160SISO	5250	Type6	19	1	333	9	1
11AX160SISO	5250	Type6	20	1	333	9	1
11AX160SISO	5250	Type6	21	1	333	9	1
11AX160SISO	5250	Type6	22	1	333	9	1
11AX160SISO	5250	Type6	23	1	333	9	1
11AX160SISO	5250	Type6	24	1	333	9	1
11AX160SISO	5250	Type6	25	1	333	9	1
11AX160SISO	5250	Type6	26	1	333	9	1
11AX160SISO	5250	Type6	27	1	333	9	1
11AX160SISO	5250	Type6	28	1	333	9	1
11AX160SISO	5250	Type6	29	1	333	9	1
11AX160SISO	5570	Type6	0	1	333	9	1
11AX160SISO	5570	Type6	1	1	333	9	1
11AX160SISO	5570	Type6	2	1	333	9	1
11AX160SISO	5570	Type6	3	1	333	9	1
11AX160SISO	5570	Type6	4	1	333	9	1
11AX160SISO	5570	Type6	5	1	333	9	1
11AX160SISO	5570	Type6	6	1	333	9	1
11AX160SISO	5570	Type6	7	1	333	9	1
11AX160SISO	5570	Type6	8	1	333	9	1
11AX160SISO	5570	Type6	9	1	333	9	1
11AX160SISO	5570	Type6	10	1	333	9	1
11AX160SISO	5570	Type6	11	1	333	9	1
11AX160SISO	5570	Type6	12	1	333	9	1
11AX160SISO	5570	Type6	13	1	333	9	1
11AX160SISO	5570	Type6	14	1	333	9	1

11AX160SISO	5570	Type6	15	1	333	9	1
11AX160SISO	5570	Type6	16	1	333	9	1
11AX160SISO	5570	Type6	17	1	333	9	1
11AX160SISO	5570	Type6	18	1	333	9	1
11AX160SISO	5570	Type6	19	1	333	9	1
11AX160SISO	5570	Type6	20	1	333	9	1
11AX160SISO	5570	Type6	21	1	333	9	1
11AX160SISO	5570	Type6	22	1	333	9	1
11AX160SISO	5570	Type6	23	1	333	9	1
11AX160SISO	5570	Type6	24	1	333	9	1
11AX160SISO	5570	Type6	25	1	333	9	1
11AX160SISO	5570	Type6	26	1	333	9	1
11AX160SISO	5570	Type6	27	1	333	9	1
11AX160SISO	5570	Type6	28	1	333	9	1
11AX160SISO	5570	Type6	29	1	333	9	1

ANNEX B: The EUT Appearance

The EUT Appearance (internal and external photographs) are submitted separately.

ANNEX C: Test Setup Photograph

The Test Setup Photographs are submitted separately.