TEST REPORT	
***DISCIPLINE:* ELECTRONICS TESTING** ***GROUP:* EMC TEST FACILITY**	
TEST REPORT NUMBER	UFT 2226IND172-4-A1
TEST REPORT ISSUE DATE	4 June 2024
MANUFACTURER	Tessolve
EUT NAME	DRMX_M.2
EUT MODEL	M.2-M-Key
EUT PART NUMBER / PRODUCT CODE	NA
CONDITION OF EUT WHEN RECEIVED	Good
DATE OF RECEIPT OF EUT	24 June 2022
TEST START DATE	24 June 2022 to 22 July 2022
TEST COMPLETION DATE	22 July 2022
VENUE OF TEST	Tarang Labs – EMC
ISSUED TO: NAME AND CONTACT INFORMATION OF CUSTOMER	**Kinara, Inc.** 2445 Augustine Drive, Suite 150. Santa Clara, CA 95054
ISSUED BY: NAME AND ADDRESS OF TEST LABORATORY	**Tarang Labs, Wipro Limited** Sy. No.69P,71/4P,78/8AP,134P,76P,77P,80P,70P, 79/1P, Unit 1, Sarjapur Road, Doddakannelli Village, Varthur Hobli, Bengaluru (Bangalore) Rural, Karnataka, 560035 Tel: +91-80-30292929 Fax: +91-80-30298200 Email: tarang-planet@wipro.com Web: www.wipro.com
AMENDMENT TO REPORT	UFT 2226IND172-1 v1.0

 # No model number on EUT, the model number detail is mentioned based on information provided by customer.

This Report shall not be reproduced except in full without approval of the laboratory

Internal to Wipro

AMENDMENT HISTORY

Amendment Number	Amendment Date	Author of Amendment	Previous Report Version	Previous Report Date
01	04 Jun 2024	Venkatesha B S	1.0	11 Dec 2023
Amendment Details	Applicant details are modified in first page and section 1.0 based on customer request.			

This Report shall not be reproduced except in full without approval of the laboratory

Internal to Wipro

TABLE OF CONTENTS

1 TEST REPORT SUMMARY **6**

2 GENERAL INFORMATION **7**

2.1 ACCREDITATION DETAILS 7

3 TEST SETUP PHOTOS **8**

This Report shall not be reproduced except in full without approval of the laboratory

Internal to Wipro

LIST OF FIGURES

FIGURE 1: PHOTOGRAPH OF EUT PLUGGED INSIDE PC 8
FIGURE 2: PHOTOGRAPH OF PC EUT REMOVED 8
FIGURE 3: PHOTOGRAPH OF EUT 9
FIGURE 4: PHOTOGRAPH OF ENCLOSURE (HEATSINK)-FRONT & REAR VIEW 10
FIGURE 5: PHOTOGRAPH OF PCB- FRONT & REAR VIEW 10
FIGURE 6: PHOTOGRAPH OF ENCLOSURE 11
FIGURE 7: PHOTOGRAPH OF HEAT SINK 11
FIGURE 8: PHOTOGRAPH OF PCB 12

This Report shall not be reproduced except in full without approval of the laboratory

Internal to Wipro

LIST OF TABLES

No table of figures entries found.

This Report shall not be reproduced except in full without approval of the laboratory

Internal to Wipro

1 TEST REPORT SUMMARY

Applicant	Kinara, Inc.
Manufacturer	Tessolve
EUT Name	DRMX_M.2
EUT Model	M.2-M-Key
EUT Serial Number	DRMX_M.2_01
EUT Category / Type of Equipment	Industrial/Tabletop
EUT Operating Voltage range	100 to 240VAC
EUT Operating Frequency range	50 to 60Hz
EUT Power Rating	6Watts
EUT Operating Current(max)	1.5 Ampere

Applicable Standard	Applicable Test	Frequency range/ Class/ Test level	Applicable port	Results-Criterion
NA	NA	NA	NA	NA

No model number and Serial number on EUT, the model and serial number details are mentioned based on information provided by customer.

DRMX_M.2 was tested by Tarang Labs as per the standards that are listed in the table above. Based on the observations during the test and interpretations by Tarang labs, results have been indicated. The test results produced in this report shall apply only to the above sample that has been tested under the specific conditions and modes of testing as described in the report. Other similar equipment may not necessarily reproduce same result due to production tolerances and measurement uncertainties. Any measurement uncertainties listed in this report are for information purpose only.

The results shall stand invalid, in case there are any modifications / additions / removals to the hardware or software or end use atmosphere to the product tested. This report shall not be modified or in any way revised unless it is expressly permitted and endorsed by Tarang labs, through a duly authorized representative. Particulars on Manufacturer / Supplier / Product configuration / performance criteria, given in this report, are based on the information given by the customer, along with test request. Tarang labs does not assume any responsibility for the correctness of such information for the above mentioned equipment under test.

Customer acknowledges that this is a test report and not a certificate to gain market access for the product. To gain market access, Customer needs appropriate clearance from the Government or authorized agency for the target market. For markets that allow self-declaration, customer needs to follow the procedure defined by the target market.

Prepared by	Reviewed by	Approved by
 03 June 2024	04 June 2024	 04 June 2024
EMC Test Engineer	Technical Lead	Functional Head Authorized Signatory

This Report shall not be reproduced except in full without approval of the laboratory

Internal to Wipro

2 GENERAL INFORMATION

2.1 ACCREDITATION DETAILS

Following are the accreditation and listing details for Tarang labs

Accreditation / Listing body	Registration / Company / Certificate Number
National Accreditation Board for Testing and Calibration Laboratories (NABL)	Certificate No: TC-5992 https://nablwp.qci.org.in/CertificateScopenew?x=42U19wE23GF/ylgKwFmPng==
American Association for Laboratory Accreditation	Certificate No: 5148.01 https://customer.a2la.org/index.cfm?event=directory.detail&labPID=B9916002-D71A-48F9-9DF2-F1BB99D0086F
Telecommunication Engineering Centre (TEC)	Certificate no 1: TEC/MRA/CAB/IND-D/7-II Certificate no 2: TEC/MRA/CAB/IND-D/67 Certificate no 3: TEC/MRA/CAB/IND-D/7-I https://www.tec.gov.in/Labs-Designated-by-TEC
Directorate General of Aeronautical Quality Assurance (DGAQA)	Certificate No:1408/LAB/DGAQA/TECH-COORD/14 dated 31 JAN 2023

This Report shall not be reproduced except in full without approval of the laboratory

Internal to Wipro

3 TEST SETUP PHOTOS

Figure 1: Photograph of EUT plugged inside PC

Figure 2: Photograph of PC EUT removed

This Report shall not be reproduced except in full without approval of the laboratory

Internal to Wipro



Figure 3: Photograph of EUT

This Report shall not be reproduced except in full without approval of the laboratory

Internal to Wipro



Figure 4: Photograph of Enclosure (heatsink)-Front & Rear view



Figure 5: Photograph of PCB- Front & Rear view

This Report shall not be reproduced except in full without approval of the laboratory

Internal to Wipro



Figure 6: Photograph of Enclosure



Figure 7: Photograph of Heat sink

This Report shall not be reproduced except in full without approval of the laboratory

Internal to Wipro



Figure 8: Photograph of PCB

END OF REPORT

This Report shall not be reproduced except in full without approval of the laboratory

Internal to Wipro