WCDMA Band IV (RMC 12.2Kbps)	
Lowest Band Edge	**Highest Band Edge**

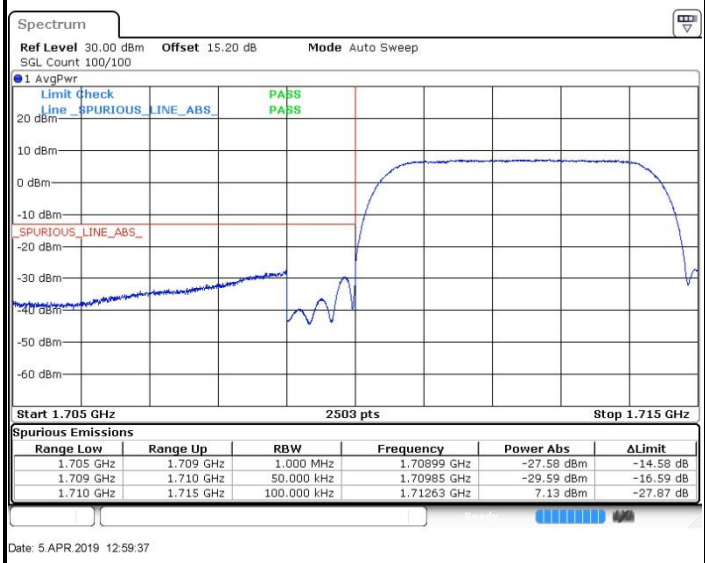

Spurious Emissions

Range Low	Range Up	RBW	Frequency	Power Abs	ΔLimit
1.705 GHz	1.709 GHz	1.000 MHz	1.70899 GHz	-27.58 dBm	-14.58 dB
1.709 GHz	1.710 GHz	50.000 kHz	1.70985 GHz	-29.59 dBm	-16.59 dB
1.710 GHz	1.715 GHz	100.000 kHz	1.71263 GHz	7.13 dBm	-27.87 dB

Date: 5.APR.2019 12:59:37

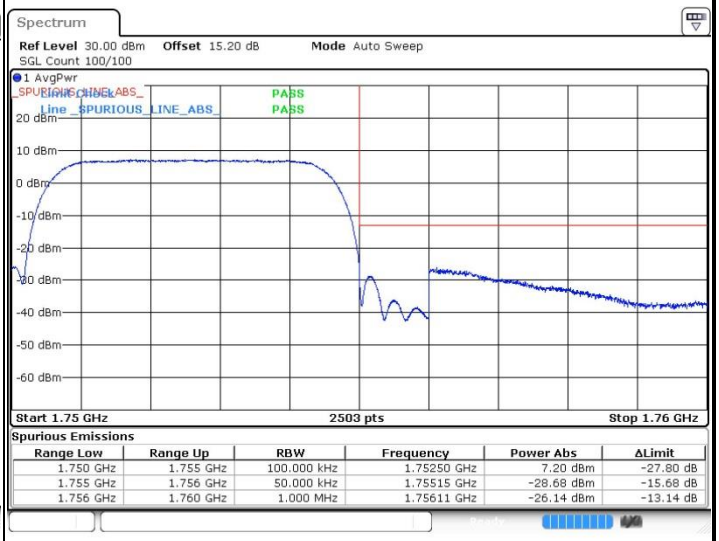

Spurious Emissions

Range Low	Range Up	RBW	Frequency	Power Abs	ΔLimit
1.750 GHz	1.755 GHz	100.000 kHz	1.75250 GHz	7.20 dBm	-27.80 dB
1.755 GHz	1.756 GHz	50.000 kHz	1.75515 GHz	-28.68 dBm	-15.68 dB
1.756 GHz	1.760 GHz	1.000 MHz	1.75611 GHz	-26.14 dBm	-13.14 dB

Date: 5.APR.2019 13:02:25

Conducted Spurious Emission

GSM850 (GSM)

Lowest Channel

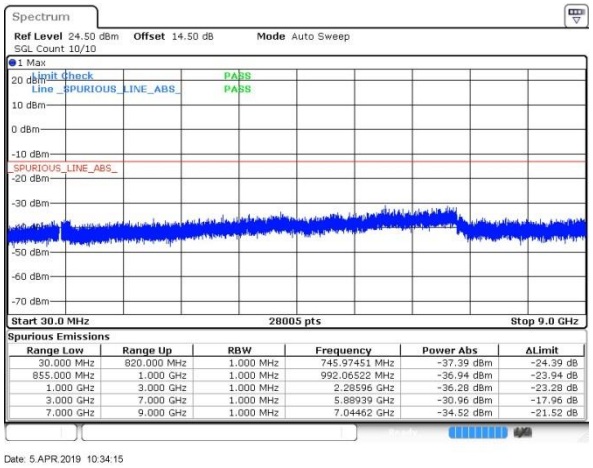

GSM850 (EDGE class 8)

Lowest Channel

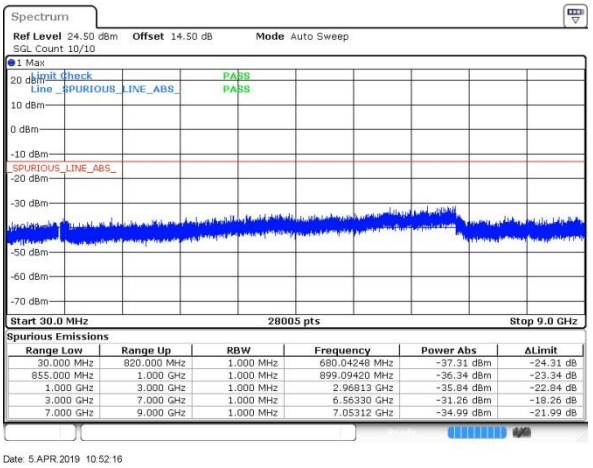

Middle Channel

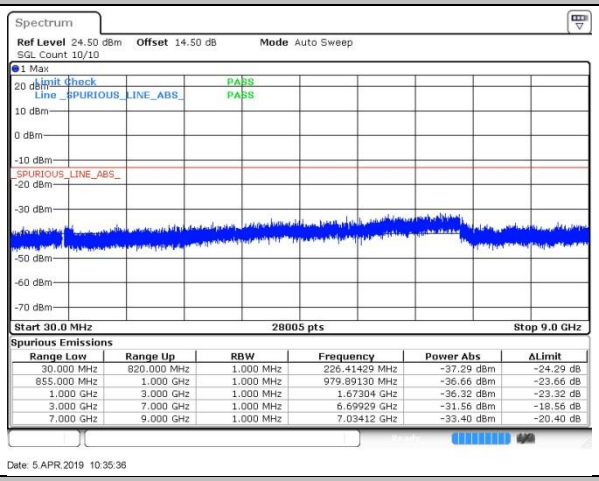

Middle Channel

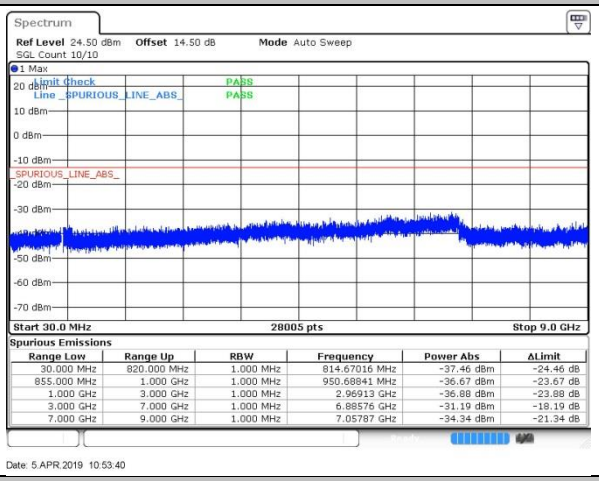

Highest Channel

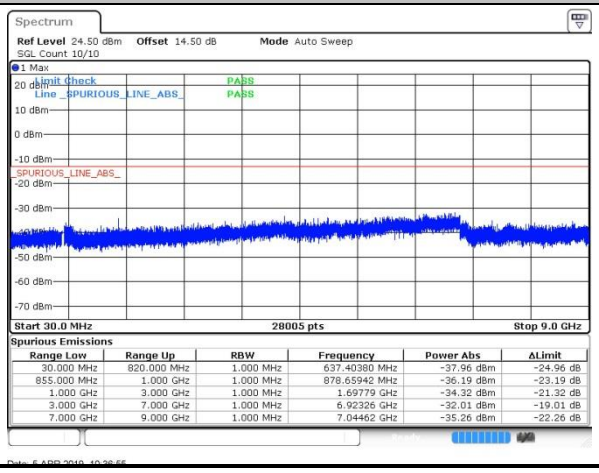

Highest Channel

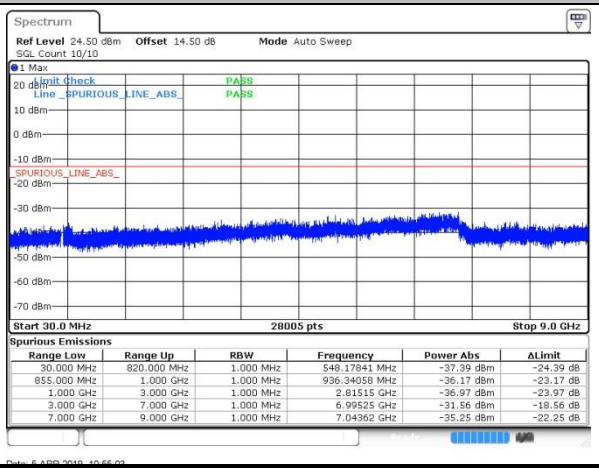

GSM1900 (GSM)

Lowest Channel

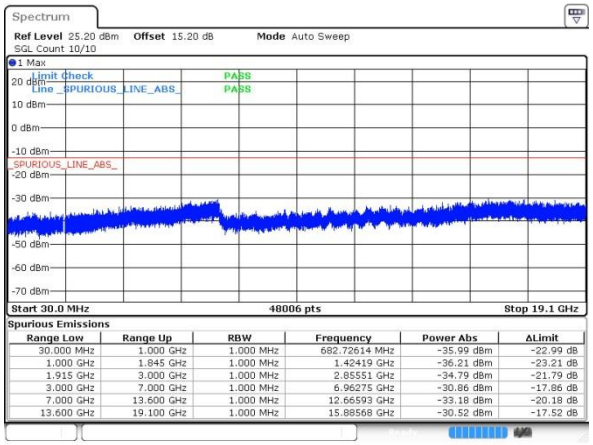

Spurious Emissions

Range Low	Range Up	RBW	Frequency	Power Abs	ΔLimit
30.000 MHz	1.000 GHz	1.000 MHz	682.72614 MHz	-35.99 dBm	-22.99 dB
1.000 GHz	1.845 GHz	1.000 MHz	1.42419 GHz	-36.21 dBm	-23.21 dB
1.915 GHz	3.000 GHz	1.000 MHz	2.85551 GHz	-34.79 dBm	-21.79 dB
3.000 GHz	7.000 GHz	1.000 MHz	6.96275 GHz	-30.86 dBm	-17.86 dB
7.000 GHz	13.600 GHz	1.000 MHz	12.66593 GHz	-33.18 dBm	-20.18 dB
13.600 GHz	19.100 GHz	1.000 MHz	15.88568 GHz	-30.52 dBm	-17.52 dB

Date: 5.APR.2019 11:10:04

Middle Channel

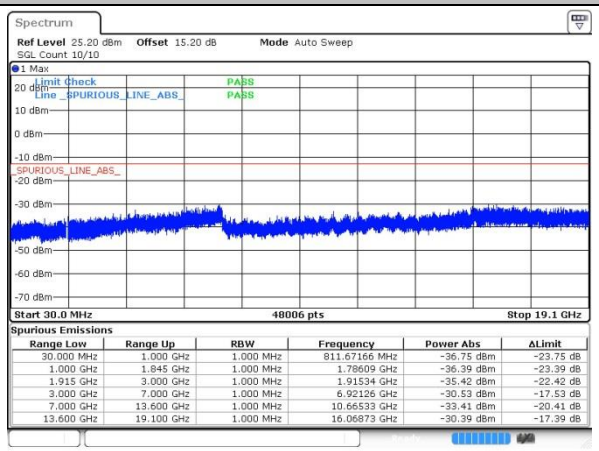

Spurious Emissions

Range Low	Range Up	RBW	Frequency	Power Abs	ΔLimit
30.000 MHz	1.000 GHz	1.000 MHz	811.67166 MHz	-36.75 dBm	-23.75 dB
1.000 GHz	1.845 GHz	1.000 MHz	1.78609 GHz	-36.39 dBm	-23.39 dB
1.915 GHz	3.000 GHz	1.000 MHz	1.91534 GHz	-35.42 dBm	-22.42 dB
3.000 GHz	7.000 GHz	1.000 MHz	6.92126 GHz	-30.53 dBm	-17.53 dB
7.000 GHz	13.600 GHz	1.000 MHz	10.66533 GHz	-33.41 dBm	-20.41 dB
13.600 GHz	19.100 GHz	1.000 MHz	16.06873 GHz	-30.39 dBm	-17.39 dB

Date: 5.APR.2019 11:11:23

Highest Channel

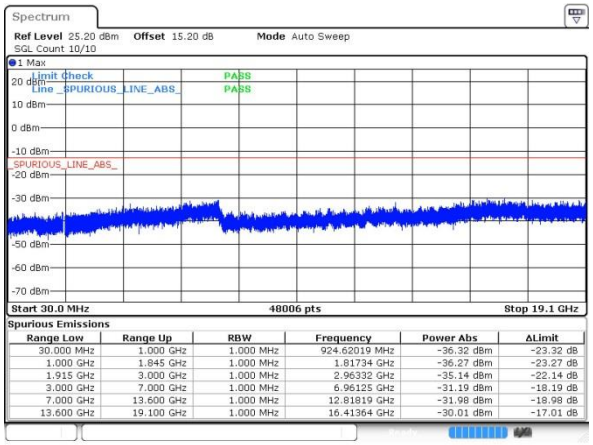

Spurious Emissions

Range Low	Range Up	RBW	Frequency	Power Abs	ΔLimit
30.000 MHz	1.000 GHz	1.000 MHz	924.62019 MHz	-36.32 dBm	-23.32 dB
1.000 GHz	1.845 GHz	1.000 MHz	1.81734 GHz	-36.27 dBm	-23.27 dB
1.915 GHz	3.000 GHz	1.000 MHz	2.96332 GHz	-35.14 dBm	-22.14 dB
3.000 GHz	7.000 GHz	1.000 MHz	6.96125 GHz	-31.19 dBm	-18.19 dB
7.000 GHz	13.600 GHz	1.000 MHz	12.81819 GHz	-31.98 dBm	-18.98 dB
13.600 GHz	19.100 GHz	1.000 MHz	16.41364 GHz	-30.01 dBm	-17.01 dB

Date: 5.APR.2019 11:12:39

GSM1900 (EDGE class 8)

Lowest Channel

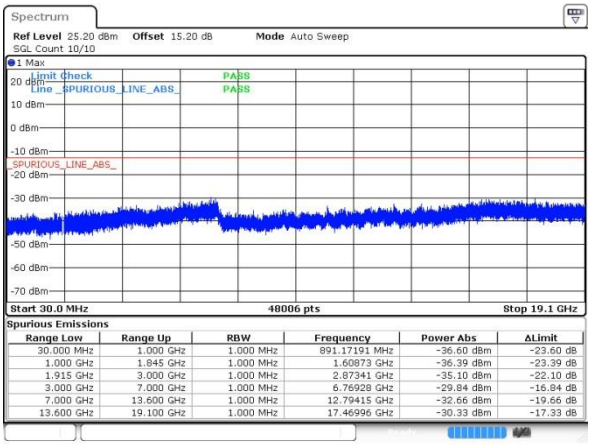

Spurious Emissions

Range Low	Range Up	RBW	Frequency	Power Abs	ΔLimit
30.000 MHz	1.000 GHz	1.000 MHz	891.17191 MHz	-36.60 dBm	-23.60 dB
1.000 GHz	1.845 GHz	1.000 MHz	1.60873 GHz	-36.39 dBm	-23.39 dB
1.915 GHz	3.000 GHz	1.000 MHz	2.87341 GHz	-35.10 dBm	-22.10 dB
3.000 GHz	7.000 GHz	1.000 MHz	6.76928 GHz	-29.84 dBm	-16.84 dB
7.000 GHz	13.600 GHz	1.000 MHz	12.79415 GHz	-32.66 dBm	-19.66 dB
13.600 GHz	19.100 GHz	1.000 MHz	17.46996 GHz	-30.33 dBm	-17.33 dB

Date: 5.APR.2019 11:25:48

Middle Channel

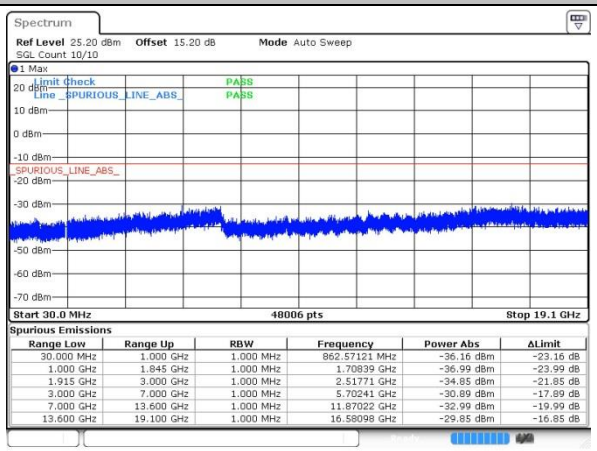

Spurious Emissions

Range Low	Range Up	RBW	Frequency	Power Abs	ΔLimit
30.000 MHz	1.000 GHz	1.000 MHz	862.57121 MHz	-36.16 dBm	-23.16 dB
1.000 GHz	1.845 GHz	1.000 MHz	1.70839 GHz	-36.99 dBm	-23.99 dB
1.915 GHz	3.000 GHz	1.000 MHz	2.51771 GHz	-34.85 dBm	-21.85 dB
3.000 GHz	7.000 GHz	1.000 MHz	5.70241 GHz	-30.89 dBm	-17.89 dB
7.000 GHz	13.600 GHz	1.000 MHz	11.87022 GHz	-32.99 dBm	-19.99 dB
13.600 GHz	19.100 GHz	1.000 MHz	16.58098 GHz	-29.85 dBm	-16.85 dB

Date: 5.APR.2019 11:27:08

Highest Channel

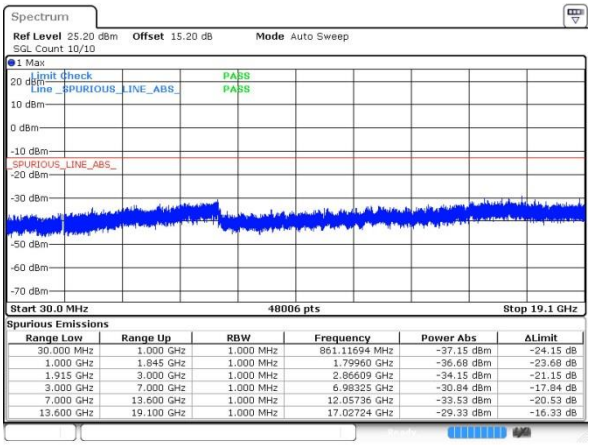

Spurious Emissions

Range Low	Range Up	RBW	Frequency	Power Abs	ΔLimit
30.000 MHz	1.000 GHz	1.000 MHz	861.11694 MHz	-37.15 dBm	-24.15 dB
1.000 GHz	1.845 GHz	1.000 MHz	1.79960 GHz	-36.68 dBm	-23.68 dB
1.915 GHz	3.000 GHz	1.000 MHz	2.86609 GHz	-34.15 dBm	-21.15 dB
3.000 GHz	7.000 GHz	1.000 MHz	6.98325 GHz	-30.84 dBm	-17.84 dB
7.000 GHz	13.600 GHz	1.000 MHz	12.05736 GHz	-33.53 dBm	-20.53 dB
13.600 GHz	19.100 GHz	1.000 MHz	17.02724 GHz	-29.33 dBm	-16.33 dB

Date: 5.APR.2019 11:28:28

WCDMA Band V (RMC 12.2Kbps)

Lowest Channel

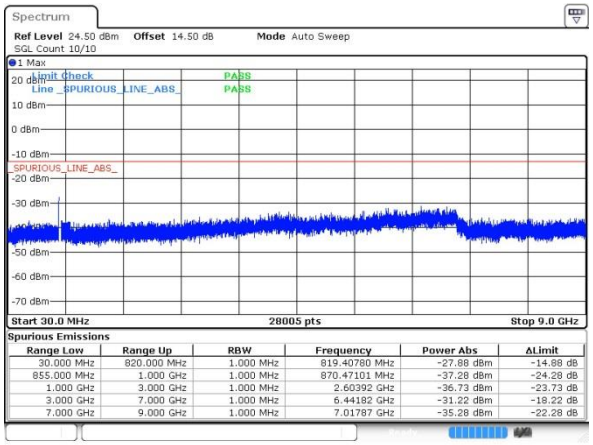

Spurious Emissions

Range Low	Range Up	RBW	Frequency	Power Abs	ΔLimit
30.000 MHz	820.000 MHz	1.000 MHz	819.40780 MHz	-27.88 dBm	-14.88 dB
855.000 MHz	1.000 GHz	1.000 MHz	870.47101 MHz	-37.28 dBm	-24.28 dB
1.000 GHz	3.000 GHz	1.000 MHz	2.60392 GHz	-36.73 dBm	-23.73 dB
3.000 GHz	7.000 GHz	1.000 MHz	6.44182 GHz	-31.22 dBm	-18.22 dB
7.000 GHz	9.000 GHz	1.000 MHz	7.01787 GHz	-35.28 dBm	-22.28 dB

Date: 5.APR.2019 11:58:59

WCDMA Band II (RMC 12.2Kbps)

Lowest Channel

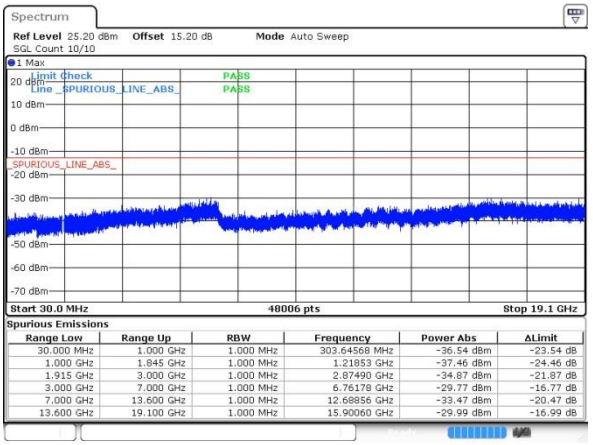

Spurious Emissions

Range Low	Range Up	RBW	Frequency	Power Abs	ΔLimit
30.000 MHz	1.000 GHz	1.000 MHz	303.64568 MHz	-36.54 dBm	-23.54 dB
1.000 GHz	1.845 GHz	1.000 MHz	1.21853 GHz	-37.46 dBm	-24.46 dB
1.915 GHz	3.000 GHz	1.000 MHz	2.87490 GHz	-34.87 dBm	-21.87 dB
3.000 GHz	7.000 GHz	1.000 MHz	6.76178 GHz	-29.77 dBm	-16.77 dB
7.000 GHz	13.600 GHz	1.000 MHz	12.68856 GHz	-33.47 dBm	-20.47 dB
13.600 GHz	19.100 GHz	1.000 MHz	15.90060 GHz	-29.99 dBm	-16.99 dB

Date: 5.APR.2019 12:46:28

Middle Channel

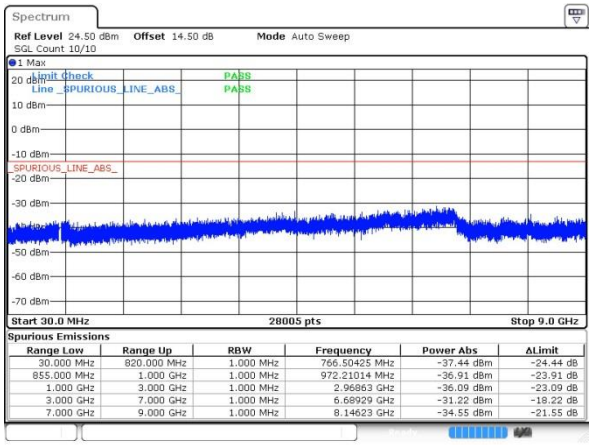

Spurious Emissions

Range Low	Range Up	RBW	Frequency	Power Abs	ΔLimit
30.000 MHz	820.000 MHz	1.000 MHz	766.50425 MHz	-37.44 dBm	-24.44 dB
855.000 MHz	1.000 GHz	1.000 MHz	972.21014 MHz	-36.91 dBm	-23.91 dB
1.000 GHz	3.000 GHz	1.000 MHz	2.96863 GHz	-36.09 dBm	-23.09 dB
3.000 GHz	7.000 GHz	1.000 MHz	6.68929 GHz	-31.22 dBm	-18.22 dB
7.000 GHz	9.000 GHz	1.000 MHz	8.14623 GHz	-34.55 dBm	-21.55 dB

Date: 5.APR.2019 12:00:21

Middle Channel

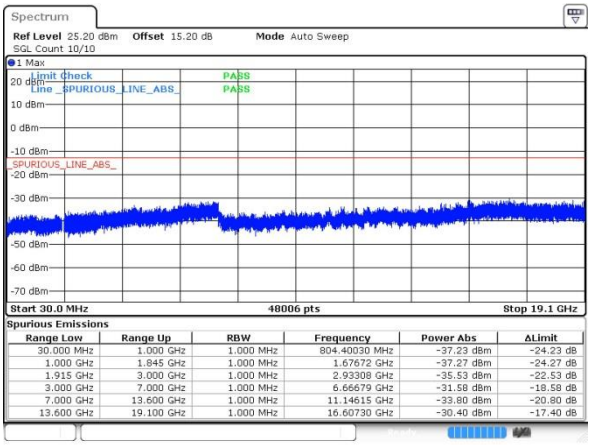

Spurious Emissions

Range Low	Range Up	RBW	Frequency	Power Abs	ΔLimit
30.000 MHz	1.000 GHz	1.000 MHz	804.40030 MHz	-37.23 dBm	-24.23 dB
1.000 GHz	1.845 GHz	1.000 MHz	1.67672 GHz	-37.27 dBm	-24.27 dB
1.915 GHz	3.000 GHz	1.000 MHz	2.93308 GHz	-35.53 dBm	-22.53 dB
3.000 GHz	7.000 GHz	1.000 MHz	6.66679 GHz	-31.58 dBm	-18.58 dB
7.000 GHz	13.600 GHz	1.000 MHz	11.14615 GHz	-33.80 dBm	-20.80 dB
13.600 GHz	19.100 GHz	1.000 MHz	16.60730 GHz	-30.40 dBm	-17.40 dB

Date: 5.APR.2019 12:47:48

Highest Channel

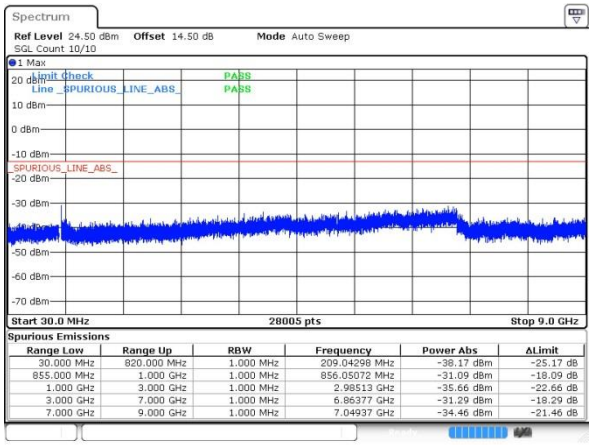

Spurious Emissions

Range Low	Range Up	RBW	Frequency	Power Abs	ΔLimit
30.000 MHz	820.000 MHz	1.000 MHz	209.04298 MHz	-38.17 dBm	-25.17 dB
855.000 MHz	1.000 GHz	1.000 MHz	856.05072 MHz	-31.09 dBm	-18.09 dB
1.000 GHz	3.000 GHz	1.000 MHz	2.98513 GHz	-35.66 dBm	-22.66 dB
3.000 GHz	7.000 GHz	1.000 MHz	6.86377 GHz	-31.29 dBm	-18.29 dB
7.000 GHz	9.000 GHz	1.000 MHz	7.04937 GHz	-34.46 dBm	-21.46 dB

Date: 5.APR.2019 12:01:40

Highest Channel

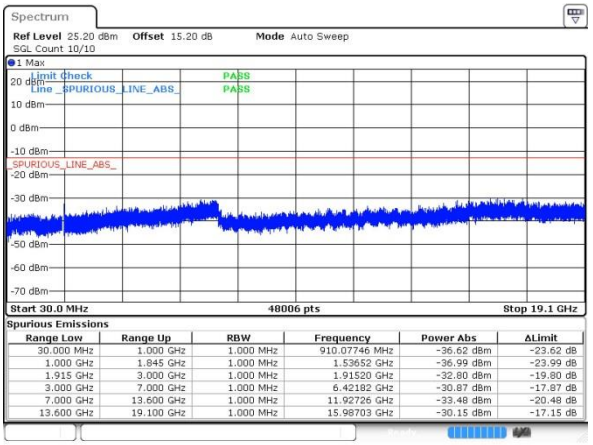

Spurious Emissions

Range Low	Range Up	RBW	Frequency	Power Abs	ΔLimit
30.000 MHz	1.000 GHz	1.000 MHz	910.07746 MHz	-36.62 dBm	-23.62 dB
1.000 GHz	1.845 GHz	1.000 MHz	1.53652 GHz	-36.99 dBm	-23.99 dB
1.915 GHz	3.000 GHz	1.000 MHz	1.91520 GHz	-32.80 dBm	-19.80 dB
3.000 GHz	7.000 GHz	1.000 MHz	6.42182 GHz	-30.87 dBm	-17.87 dB
7.000 GHz	13.600 GHz	1.000 MHz	11.92726 GHz	-33.48 dBm	-20.48 dB
13.600 GHz	19.100 GHz	1.000 MHz	15.98703 GHz	-30.15 dBm	-17.15 dB

Date: 5.APR.2019 12:49:22

WCDMA Band IV (RMC 12.2Kbps)

Lowest Channel

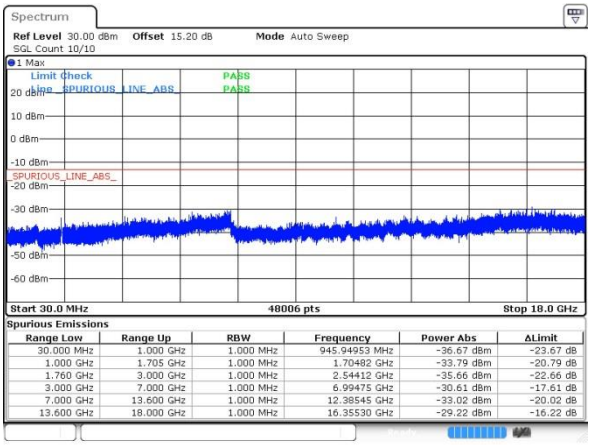

Spurious Emissions

Range Low	Range Up	RBW	Frequency	Power Abs	ΔLimit
30.000 MHz	1.000 GHz	1.000 MHz	945.94953 MHz	-36.67 dBm	-23.67 dB
1.000 GHz	1.705 GHz	1.000 MHz	1.70482 GHz	-33.79 dBm	-20.79 dB
1.760 GHz	3.000 GHz	1.000 MHz	2.54412 GHz	-35.66 dBm	-22.66 dB
3.000 GHz	7.000 GHz	1.000 MHz	6.99475 GHz	-30.61 dBm	-17.61 dB
7.000 GHz	13.600 GHz	1.000 MHz	12.38545 GHz	-33.02 dBm	-20.02 dB
13.600 GHz	18.000 GHz	1.000 MHz	16.35530 GHz	-29.22 dBm	-16.22 dB

Date: 5.APR.2019 13:03:52

Middle Channel

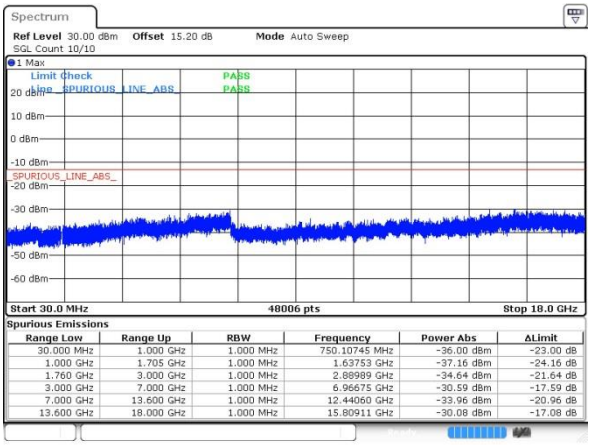

Spurious Emissions

Range Low	Range Up	RBW	Frequency	Power Abs	ΔLimit
30.000 MHz	1.000 GHz	1.000 MHz	750.10745 MHz	-36.00 dBm	-23.00 dB
1.000 GHz	1.705 GHz	1.000 MHz	1.63753 GHz	-37.16 dBm	-24.16 dB
1.760 GHz	3.000 GHz	1.000 MHz	2.88989 GHz	-34.64 dBm	-21.64 dB
3.000 GHz	7.000 GHz	1.000 MHz	6.96675 GHz	-30.59 dBm	-17.59 dB
7.000 GHz	13.600 GHz	1.000 MHz	12.44060 GHz	-33.96 dBm	-20.96 dB
13.600 GHz	18.000 GHz	1.000 MHz	15.80911 GHz	-30.08 dBm	-17.08 dB

Date: 5.APR.2019 13:05:13

Highest Channel

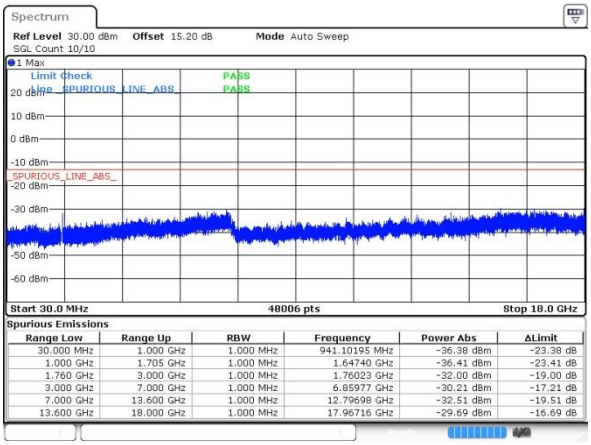

Spurious Emissions

Range Low	Range Up	RBW	Frequency	Power Abs	ΔLimit
30.000 MHz	1.000 GHz	1.000 MHz	941.10195 MHz	-36.38 dBm	-23.38 dB
1.000 GHz	1.705 GHz	1.000 MHz	1.64740 GHz	-36.41 dBm	-23.41 dB
1.760 GHz	3.000 GHz	1.000 MHz	1.76023 GHz	-32.00 dBm	-19.00 dB
3.000 GHz	7.000 GHz	1.000 MHz	6.85977 GHz	-30.21 dBm	-17.21 dB
7.000 GHz	13.600 GHz	1.000 MHz	12.79698 GHz	-32.51 dBm	-19.51 dB
13.600 GHz	18.000 GHz	1.000 MHz	17.96716 GHz	-29.69 dBm	-16.69 dB

Date: 5.APR.2019 13:06:49

Frequency Stability

Test Conditions	Middle Channel	GSM850 (GSM)	GSM850 (EDGE class 8)	Limit 2.5ppm
Temperature (°C)	Voltage (Volt)	Deviation (ppm)		Result
50	Normal Voltage	0.0048	0.0060	PASS
40	Normal Voltage	0.0526	0.0167	
30	Normal Voltage	0.0120	0.0538	
20(Ref.)	Normal Voltage	0.0000	0.0000	
10	Normal Voltage	0.0574	0.0335	
0	Normal Voltage	0.0191	0.0538	
-10	Normal Voltage	0.0084	0.0466	
-20	Normal Voltage	0.0143	0.0167	
-30	Normal Voltage	0.0108	0.0478	
20	Maximum Voltage	0.0466	0.0514	
20	Normal Voltage	0.0000	0.0000	
20	Battery End Point	0.0395	0.0395	

Note: Normal Voltage = 3.8V ；Battery End Point (BEP) =3.3V ；Maximum Voltage =4.3V

Test Conditions	Middle Channel	GSM1900 (GSM)	GSM1900 (EDGE class 8)	Limit Note 2.
Temperature (°C)	Voltage (Volt)	Deviation (ppm)		Result
50	Normal Voltage	0.0053	0.0005	PASS
40	Normal Voltage	0.0016	0.0016	
30	Normal Voltage	0.0027	0.0021	
20(Ref.)	Normal Voltage	0.0000	0.0000	
10	Normal Voltage	0.0170	0.0255	
0	Normal Voltage	0.0074	0.0186	
-10	Normal Voltage	0.0160	0.0011	
-20	Normal Voltage	0.0218	0.0037	
-30	Normal Voltage	0.0005	0.0213	
20	Maximum Voltage	0.0053	0.0160	
20	Normal Voltage	0.0000	0.0000	
20	Battery End Point	0.0133	0.0011	

Note:

1. Normal Voltage = 3.8V ；Battery End Point (BEP) =3.3V ；Maximum Voltage =4.3V
2. The frequency fundamental emissions stay within the authorized frequency block based on the frequency deviation measured is small.

Test Conditions	Middle Channel	WCDMA Band V (RMC 12.2Kbps)	Limit 2.5ppm
Temperature (°C)	Voltage (Volt)	Deviation (ppm)	Result
50	Normal Voltage	0.0060	PASS
40	Normal Voltage	0.0395	
30	Normal Voltage	0.0442	
20(Ref.)	Normal Voltage	0.0000	
10	Normal Voltage	0.0072	
0	Normal Voltage	0.0323	
-10	Normal Voltage	0.0048	
-20	Normal Voltage	0.0167	
-30	Normal Voltage	0.0311	
20	Maximum Voltage	0.0442	
20	Normal Voltage	0.0000	
20	Battery End Point	0.0012	

Note: Normal Voltage = 3.8V ；Battery End Point (BEP) =3.3V；Maximum Voltage =4.3V

Test Conditions	Middle Channel	WCDMA Band II (RMC 12.2Kbps)	Limit Note 2.
Temperature (°C)	Voltage (Volt)	Deviation (ppm)	Result
50	Normal Voltage	0.0186	PASS
40	Normal Voltage	0.0128	
30	Normal Voltage	0.0165	
20(Ref.)	Normal Voltage	0.0000	
10	Normal Voltage	0.0117	
0	Normal Voltage	0.0154	
-10	Normal Voltage	0.0239	
-20	Normal Voltage	0.0005	
-30	Normal Voltage	0.0117	
20	Maximum Voltage	0.0165	
20	Normal Voltage	0.0000	
20	Battery End Point	0.0032	

Note:

1. Normal Voltage = 3.8V ；Battery End Point (BEP) =3.3V；Maximum Voltage =4.3V
2. The frequency fundamental emissions stay within the authorized frequency block based on the frequency deviation measured is small

Test Conditions	Middle Channel	WCDMA Band IV (RMC 12.2Kbps)	Limit Note 2.
Temperature (°C)	Voltage (Volt)	Deviation (ppm)	Result
50	Normal Voltage	0.0069	PASS
40	Normal Voltage	0.0156	
30	Normal Voltage	0.0017	
20(Ref.)	Normal Voltage	0.0000	
10	Normal Voltage	0.0012	
0	Normal Voltage	0.0058	
-10	Normal Voltage	0.0150	
-20	Normal Voltage	0.0167	
-30	Normal Voltage	0.0092	
20	Maximum Voltage	0.0092	
20	Normal Voltage	0.0000	
20	Battery End Point	0.0167	

Note:

1. Normal Voltage = 3.8V ；Battery End Point (BEP) =3.3V ；Maximum Voltage =4.3V
2. The frequency fundamental emissions stay within the authorized frequency block based on the frequency deviation measured is small.

Appendix B. Test Results of Radiated Test

Radiated Spurious Emission

GSM850 (GSM)								
Channel	Frequency (MHz)	ERP (dBm)	Limit (dBm)	Over Limit (dB)	S.G. Power (dBm)	TX Cable loss (dB)	TX Antenna Gain (dBi)	Polarization (H/V)
Middle	1672	-46.35	-13	-33.35	-49.59	1.11	6.50	H
	2510	-52.22	-13	-39.22	-54.84	1.43	6.20	H
	3348	-46.02	-13	-33.02	-50.46	1.71	8.30	H
	1672	-48.16	-13	-35.16	-51.40	1.11	6.50	V
	2510	-55.50	-13	-42.50	-58.12	1.43	6.20	V
	3348	-50.06	-13	-37.06	-54.50	1.71	8.30	V

Remark: Spurious emissions within 30-1000MHz were found more than 20dB below limit line.

GSM850 (EDGE class 8)								
Channel	Frequency (MHz)	ERP (dBm)	Limit (dBm)	Over Limit (dB)	S.G. Power (dBm)	TX Cable loss (dB)	TX Antenna Gain (dBi)	Polarization (H/V)
Middle	1672	-50.01	-13	-37.01	-53.25	1.11	6.50	H
	2510	-59.65	-13	-46.65	-62.27	1.43	6.20	H
	3348	-53.16	-13	-40.16	-57.60	1.71	8.30	H
	1672	-53.92	-13	-40.92	-57.16	1.11	6.50	V
	2510	-59.68	-13	-46.68	-62.30	1.43	6.20	V
	3348	-56.94	-13	-43.94	-61.38	1.71	8.30	V

Remark: Spurious emissions within 30-1000MHz were found more than 20dB below limit line.

GSM1900 (GSM)								
Channel	Frequency (MHz)	EIRP (dBm)	Limit (dBm)	Over Limit (dB)	S.G. Power (dBm)	TX Cable loss (dB)	TX Antenna Gain (dBi)	Polarization (H/V)
Middle	3759	-55.04	-13	-42.04	-61.30	1.843	8.10	H
	5640	-51.89	-13	-38.89	-60.20	2.19	10.50	H
	7518	-51.65	-13	-38.65	-60.57	2.58	11.50	H
	3759	-53.98	-13	-40.98	-60.24	1.84	8.10	V
	5640	-45.71	-13	-32.71	-54.02	2.19	10.50	V
	7518	-51.80	-13	-38.80	-60.72	2.58	11.50	V

Remark: Spurious emissions within 30-1000MHz were found more than 20dB below limit line.

GSM1900 (EDGE class 8)								
Channel	Frequency (MHz)	EIRP (dBm)	Limit (dBm)	Over Limit (dB)	S.G. Power (dBm)	TX Cable loss (dB)	TX Antenna Gain (dBi)	Polarization (H/V)
Middle	3759	-55.95	-13	-42.95	-62.21	1.843	8.10	H
	5640	-53.45	-13	-40.45	-61.76	2.19	10.50	H
	7524	-51.57	-13	-38.57	-60.49	2.58	11.50	H
	3759	-55.30	-13	-42.30	-61.56	1.84	8.10	V
	5640	-52.37	-13	-39.37	-60.68	2.19	10.50	V
	7524	-51.81	-13	-38.81	-60.73	2.58	11.50	V

Remark: Spurious emissions within 30-1000MHz were found more than 20dB below limit line.

WCDMA Band V(RMC 12.2Kbps)								
Channel	Frequency (MHz)	ERP (dBm)	Limit (dBm)	Over Limit (dB)	S.G. Power (dBm)	TX Cable loss (dB)	TX Antenna Gain (dBi)	Polarization (H/V)
Middle	1672	-63.18	-13	-50.18	-66.42	1.11	6.50	H
	2510	-59.90	-13	-46.90	-62.52	1.43	6.20	H
	3348	-59.23	-13	-46.23	-63.67	1.71	8.30	H
	1672	-63.15	-13	-50.15	-66.39	1.11	6.50	V
	2510	-59.77	-13	-46.77	-62.39	1.43	6.20	V
	3348	-58.93	-13	-45.93	-63.37	1.71	8.30	V

Remark: Spurious emissions within 30-1000MHz were found more than 20dB below limit line.

WCDMA Band II(RMC 12.2Kbps)								
Channel	Frequency (MHz)	EIRP (dBm)	Limit (dBm)	Over Limit (dB)	S.G. Power (dBm)	TX Cable loss (dB)	TX Antenna Gain (dBi)	Polarization (H/V)
Middle	3759	-55.45	-13	-42.45	-61.71	1.843	8.10	H
	5640	-53.35	-13	-40.35	-61.66	2.19	10.50	H
	7524	-51.86	-13	-38.86	-60.78	2.58	11.50	H
	3759	-54.30	-13	-41.30	-60.56	1.84	8.10	V
	5640	-50.74	-13	-37.74	-59.05	2.19	10.50	V
	7524	-52.00	-13	-39.00	-60.92	2.58	11.50	V

Remark: Spurious emissions within 30-1000MHz were found more than 20dB below limit line.

WCDMA Band IV(RMC 12.2Kbps)								
Channel	Frequency (MHz)	EIRP (dBm)	Limit (dBm)	Over Limit (dB)	S.G. Power (dBm)	TX Cable loss (dB)	TX Antenna Gain (dBi)	Polarization (H/V)
Middle	3465	-54.64	-13	-41.64	-61.33	1.75	8.44	H
	5199	-53.30	-13	-40.30	-61.72	1.94	10.36	H
	6936	-51.52	-13	-38.52	-60.76	2.47	11.71	H
	3465	-51.27	-13	-38.27	-57.96	1.75	8.44	V
	5199	-51.62	-13	-38.62	-60.04	1.94	10.36	V
	6936	-51.59	-13	-38.59	-60.83	2.47	11.71	V

Remark: Spurious emissions within 30-1000MHz were found more than 20dB below limit line.