快速操作指南

FAST OPERATION GUIDE

产品清单

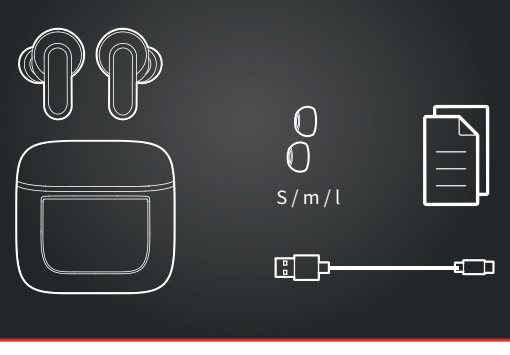

PRODUCT INVENTORY

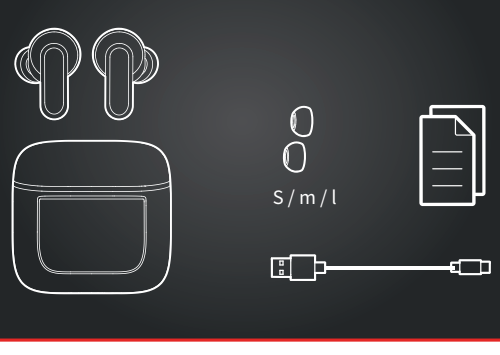

产品参数

FCC ID: 2BF2R-YX27
传输距离: 10m
充电插口: Type-C
蓝牙频率: 2.402-2.480GHZ
额定输入: 5V⎓300mA

充电时间: 1h
音乐时间: 4.5h
通话时间: 4.5h
耳机电池容量: 30mAh
充电仓电池容量: 500mAh

PRODUCT PARAMETER

FCC ID: 2BF2R-YX27
Transmission distance: 10m
Charging port: Type-C
Bluetooth frequency: 2.402-2.480GHZ
Rated input: 5V⎓300mA

Charging time: 1h
Music time: 4.5h
Talk time: 4.5h
Headphone battery capacity: 30mAh
Battery capacity: 500mAh

佩戴方式

1、尝试不同尺寸的耳塞套，以实现更好的贴合和音频性能。
2、调整至舒适位置。

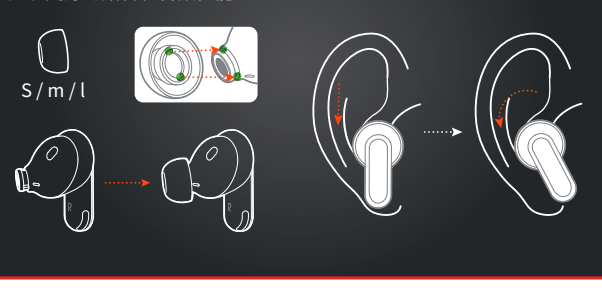

WEARING MODE

1、Try different sizes for a perfect fit and audio performance.
2、Adjust to a comfortable position.

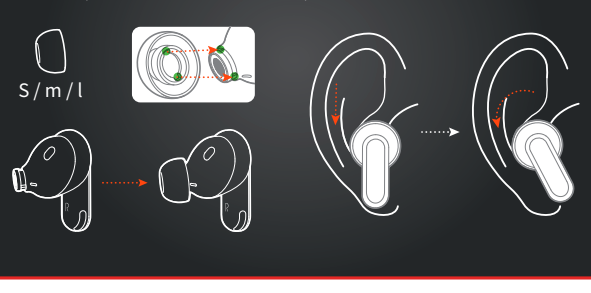

产品图示

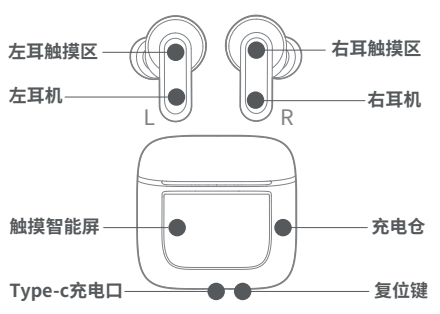

PRODUCT DIAGRAM

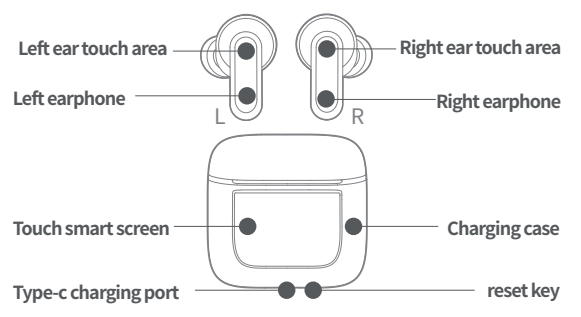

开启和连接

OPENING AND CONNECTING

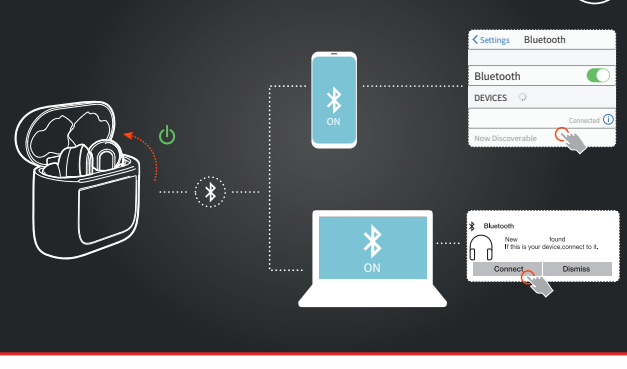

多点连接

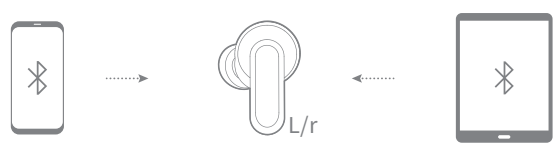

(最多2台设备)

MULTI-POINT CONNECTION

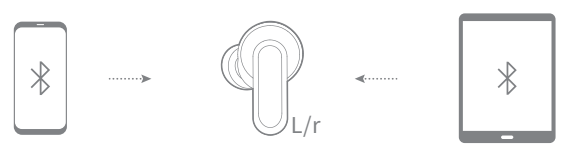

(Maximum 2 devices)

智能屏触控指令

- 按1次
- 滑动

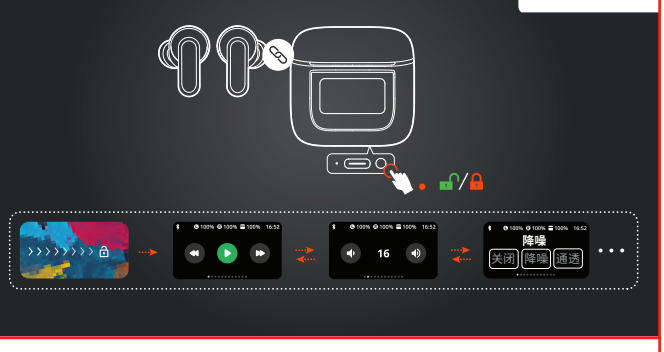

SMART SCREEN TOUCH COMMAND

- TAP × 1
- SLIDE

耳机触控指令

- 按1次
- 按2次
- 按3次
- 长按两秒

EARPHONE TOUCH COMMAND

- TAP × 1
- TAP × 2
- TAP × 3
- HOLD (2S)

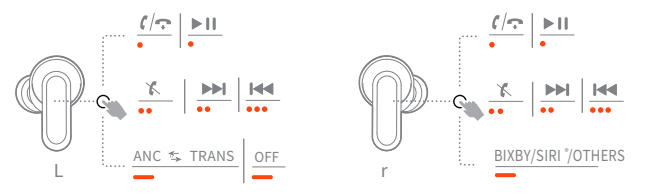

LED指示灯

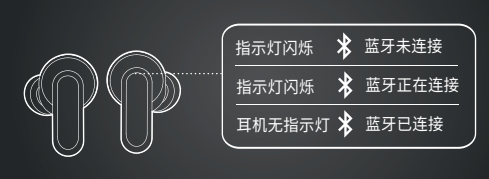

LED INDICATOR DESCRIPTION

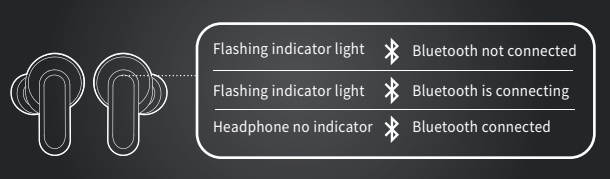

复位功能

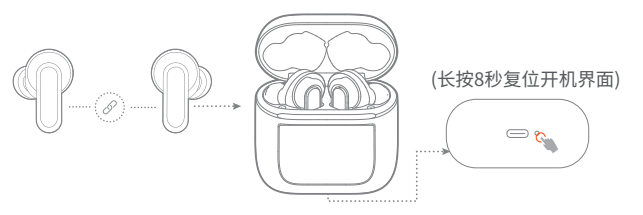

RESET FUNCTION

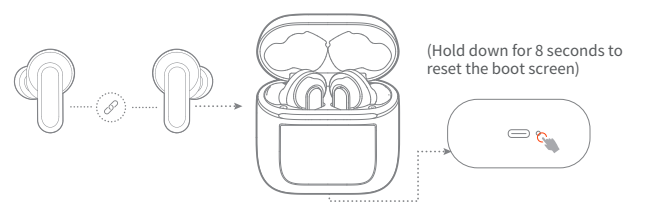

功能展示

FEATURE SHOW

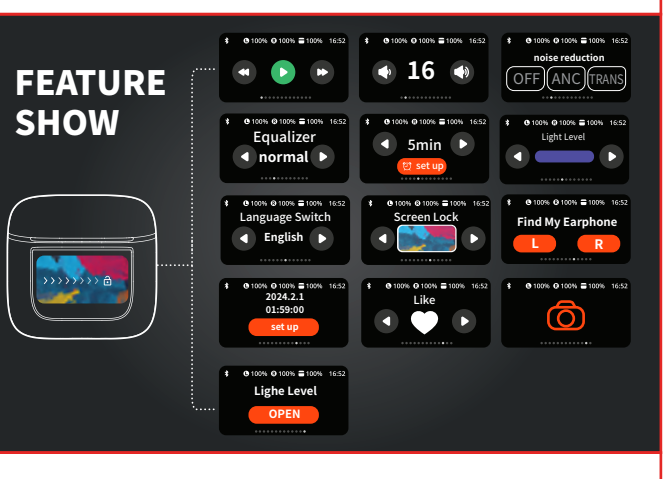

注意事项

1.请合理控制使用耳机的音量和时间，以免损伤听力;
2请勿在潜在危险环境中使用耳机,以确保安全;
3.尽量避免在驾驶途中使用耳机聆听音乐、拨打或接听电话，以免分散注意力造成危险;
4.请将耳机置于儿童无法接触的地方，避免儿童使用不当造成危险;
5避免将耳机存储或使用于温度低于-20或高于45C的环境否则会缩短耳机和电池寿命;
6.请勿自行拆开修理和改造本产品;
7.本产品电池不可更换。请按照当地法规处置或交由专业机构回收，请勿随意丢弃,请勿投入火中;
8.耳机长时间不使用时，请每隔3个月给耳机充电一次，以延长耳机电池使用寿命;
9.禁止将电池暴露在如日照、火烧等高温环境下;
10.充电器输出电压和电流不大于5V/1A,如因充电器的输出电压和电流超过限定值，可能会对本产品造成严重损害，产品保修将同时失效;
11.请正确处置废弃电子产品,不可将电子电气设备、部件、电池与其它生活垃圾一起丢弃;
12.请在安全的环境下充电,在给充电仓充电时，电量充满后请尽快将充电线拔出，避免长时间充电对电池造成损坏。

MATTERS NEEDING ATTENTION

1. Please reasonably control the volume and time of using the headset to avoid hearing damage;
2 Do not use headphones in potentially dangerous environments to ensure safety;
3. Try to avoid using headphones to listen to music, make or receive phone calls while driving, so as not to distract attention and cause danger;
4. Please place earphones out of reach of children to avoid danger caused by improper use of children;
5 Avoid storing or using headphones at temperatures lower than -20 C or higher than 45C, which will shorten the life of the headphones and battery;
6. Do not disassemble, repair and transform this product by yourself;
7. The battery of this product is not replaceable. Please dispose of it according to local regulations or recycle it by a professional organization. Do not discard it at will
Throw into the fire;
8. When the headset is not used for a long time, please charge the headset every 3 months to extend the battery life of the headset;
9. Do not expose the battery to high temperature environments such as sunshine and fire;
10. The output voltage and current of the charger are not greater than 5V/1A, if the output voltage and current of the charger exceed the limit value, it is possible Will cause serious damage to the product, product warranty will be void at the same time;
11. Please dispose of waste electronic products correctly, and do not discard electronic and electrical equipment, components, batteries and other household garbage together;
12. Please charge in a safe environment. When charging the charging bin, please pull out the charging cable as soon as possible after the charge is full to avoid long Time charging causes damage to the battery.

合格证

Certificate of conformity

产品编号: _____
生产日期: 2024年1月
检 验 员: _____

QC PASS 07

CERTIFICATE OF CONFORMITY

Product Number: _____
Production Date: January 2024
Inspector: _____

QC PASS 07

This device complies with Part 15 of the FCC Rules. Operation is subject to the following two conditions: (1) this device may not cause harmful interference, and (2) this device must accept any interference received, including interference that may cause undesired operation

NOTE: This equipment has been tested and found to comply with the limits for a Class B digital device, pursuant to Part 15 of the FCC Rules. These limits are designed to provide reasonable protection against harmful interference in a residential installation. This equipment generates, uses and can radiate radio frequency energy and, if not installed and used in accordance with the instructions, may cause harmful interference to radio communications. However, there is no guarantee that interference will not occur in a particular installation.
If this equipment does cause harmful interference to radio or television reception, which can be determined by turning the equipment off and on, the user is encouraged to try to correct the interference by one or more of the following measures:
-- Reorient or relocate the receiving antenna.
-- Increase the separation between the equipment and receiver.
-- Connect the equipment into an outlet on a circuit different from that to which the receiver is connected.
-- Consult the dealer or an experienced radio/TV technician for help.

Warning: changes or modifications not expressly approved by the party responsible for compliance could void the user's authority to operate the equipment