Appendix A: DTS Bandwidth

Test Result

TestMode	Antenna	Frequency[MHz]	DTS BW [MHz]	FL[MHz]	FH[MHz]	Limit[MHz]	Verdict
11B	Ant1	2412	8.960	2407.480	2416.440	0.5	PASS
		2437	9.480	2432.480	2441.960	0.5	PASS
		2462	8.600	2457.480	2466.080	0.5	PASS
11G	Ant1	2412	16.360	2403.840	2420.200	0.5	PASS
		2437	16.320	2428.840	2445.160	0.5	PASS
		2462	16.320	2453.840	2470.160	0.5	PASS
11N20SISO	Ant1	2412	17.600	2403.200	2420.800	0.5	PASS
		2437	17.600	2428.200	2445.800	0.5	PASS
		2462	17.600	2453.200	2470.800	0.5	PASS
11N40SISO	Ant1	2422	32.800	2405.760	2438.560	0.5	PASS
		2437	32.000	2421.320	2453.320	0.5	PASS
		2452	32.560	2435.760	2468.320	0.5	PASS

Test Graphs

11B_Ant1_2412

11B_Ant1_2437

11B_Ant1_2462

11G_Ant1_2412

11G_Ant1_2437

11G_Ant1_2462

11N20SISO_Ant1_2412

11N20SISO_Ant1_2437

11N20SISO_Ant1_2462

11N40SISO_Ant1_2422

11N40SISO_Ant1_2437

11N40SISO_Ant1_2452

Appendix B: Occupied Channel Bandwidth

Test Result

TestMode	Antenna	Channel Frequency[MHz]	OCB [MHz]	FL[MHz]	FH[MHz]	Limit[MHz]	Verdict
11B	Ant1	2412	13.092	2405.4912	2418.5832	---	---
		2437	13.083	2430.4804	2443.5634	---	---
		2462	13.118	2455.4347	2468.5527	---	---
11G	Ant1	2412	17.774	2403.1557	2420.9297	---	---
		2437	17.685	2428.2156	2445.9006	---	---
		2462	17.675	2453.1927	2470.8677	---	---
11N20SISO	Ant1	2412	18.571	2402.7866	2421.3576	---	---
		2437	18.555	2427.7665	2446.3215	---	---
		2462	18.522	2452.7539	2471.2759	---	---
11N40SISO	Ant1	2422	34.997	2404.6265	2439.6235	---	---
		2437	34.955	2419.6048	2454.5598	---	---
		2452	34.916	2434.6319	2469.5479	---	---

Test Graphs

11B_Ant1_2412

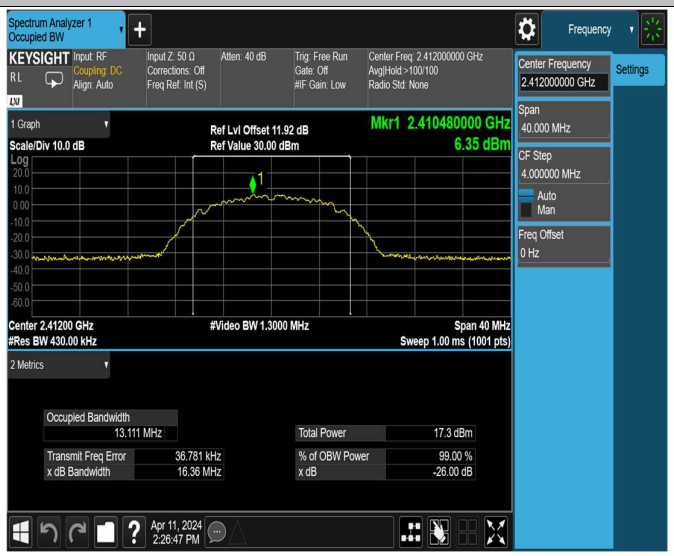

11B_Ant1_2437

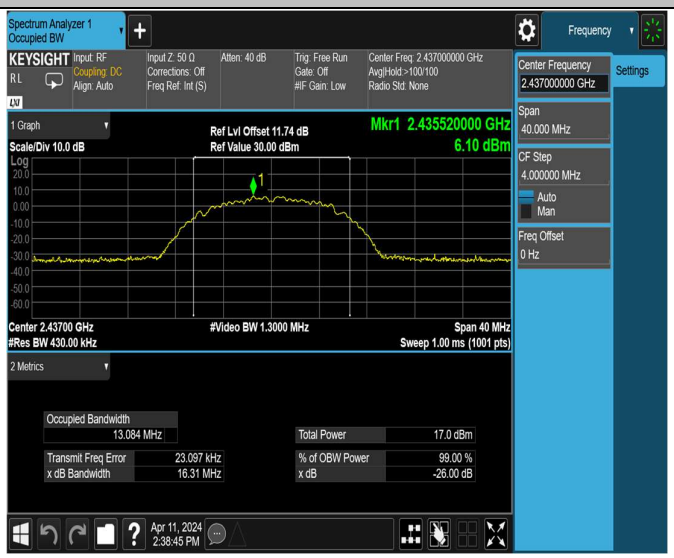

11B_Ant1_2462

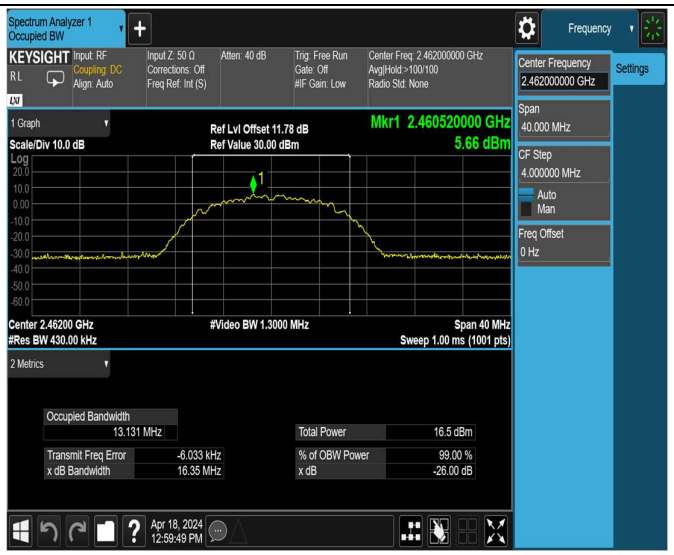

11G_Ant1_2412

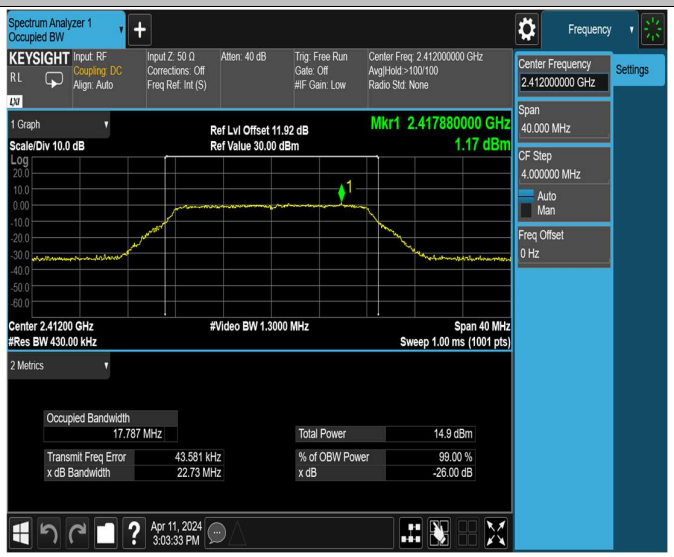

11G_Ant1_2437

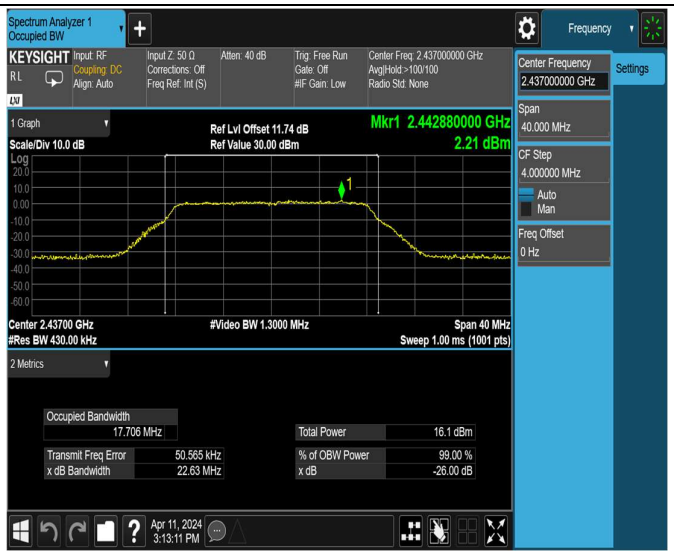

11G_Ant1_2462

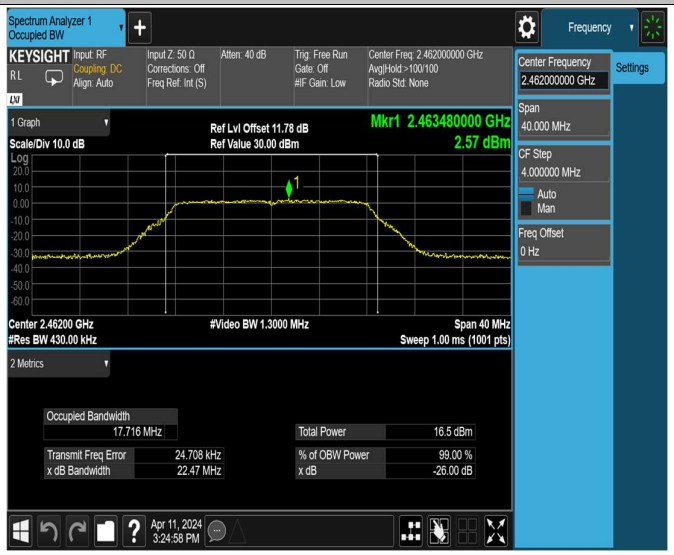

11N20SISO_Ant1_2412

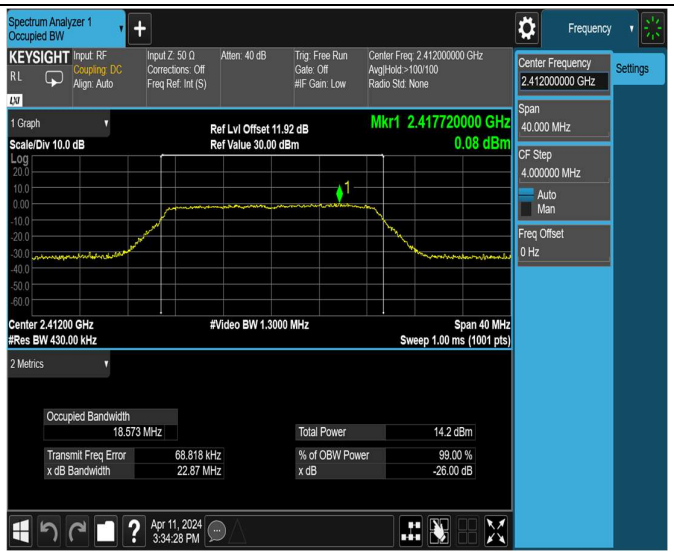

11N20SISO_Ant1_2437

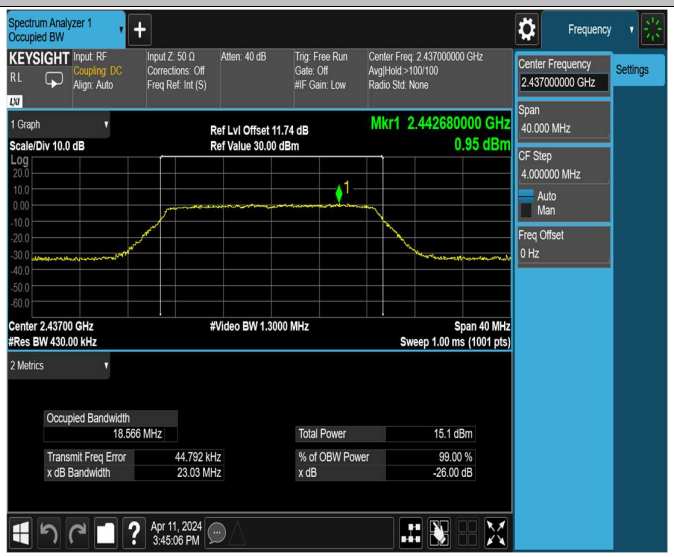

11N20SISO_Ant1_2462

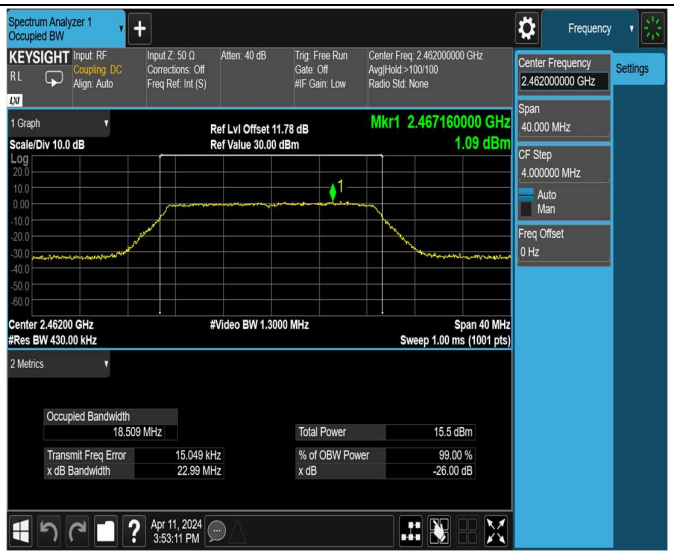

11N40SISO_Ant1_2422

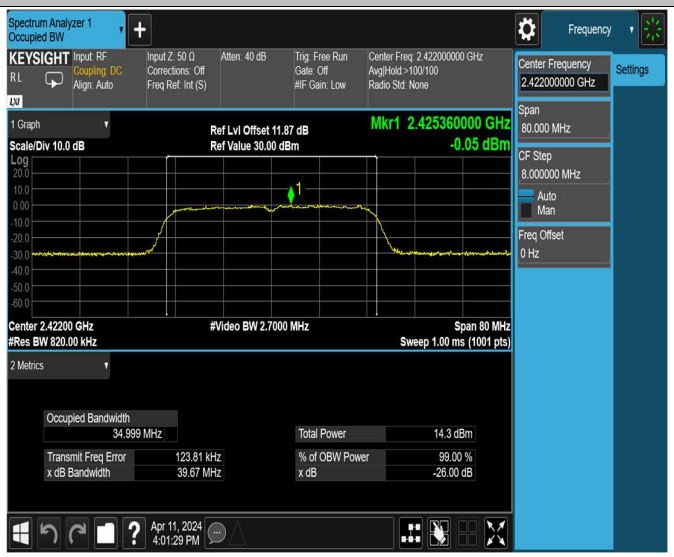

11N40SISO_Ant1_2437

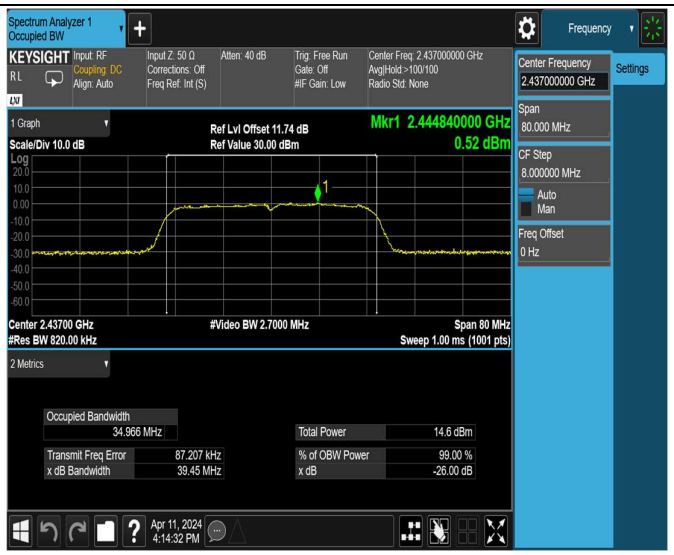

11N40SISO_Ant1_2452

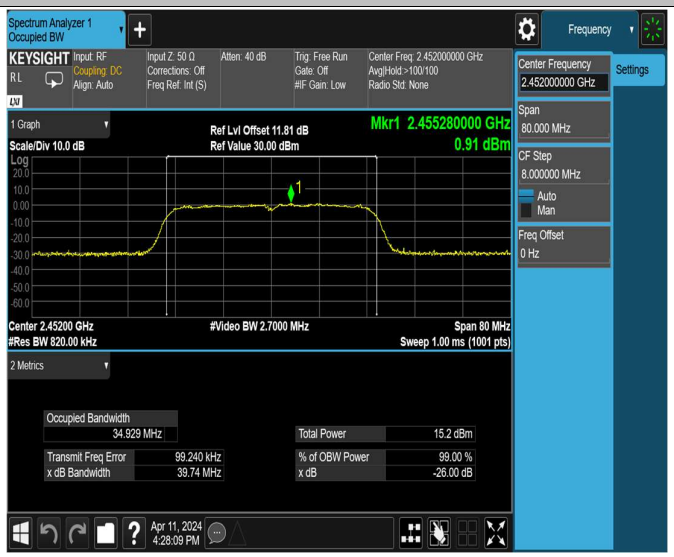

Appendix C: Maximum conducted output power

Test Result Average

Test Mode	Antenna	Frequency[MHz]	Result [dBm]	Limit [dBm]	Verdict
11B	Ant1	2412	9.79	≤30.00	PASS
		2437	9.54	≤30.00	PASS
		2462	9.17	≤30.00	PASS
11G	Ant1	2412	7.74	≤30.00	PASS
		2437	8.89	≤30.00	PASS
		2462	9.42	≤30.00	PASS
11N20SISO	Ant1	2412	7.02	≤30.00	PASS
		2437	7.90	≤30.00	PASS
		2462	8.43	≤30.00	PASS
11N40SISO	Ant1	2422	6.72	≤30.00	PASS
		2437	7.07	≤30.00	PASS
		2452	7.59	≤30.00	PASS

Appendix D: Maximum power spectral density

Test Result

TestMode	Antenna	Frequency[MHz]	Result[dBm/3-100kHz]	Limit[dBm/3kHz]	Verdict
11B	Ant1	2412	-21.53	≤8.00	PASS
		2437	-21.51	≤8.00	PASS
		2462	-22.28	≤8.00	PASS
11G	Ant1	2412	-24.86	≤8.00	PASS
		2437	-24.03	≤8.00	PASS
		2462	-22.61	≤8.00	PASS
11N20SISO	Ant1	2412	-25.80	≤8.00	PASS
		2437	-25.01	≤8.00	PASS
		2462	-24.55	≤8.00	PASS
11N40SISO	Ant1	2422	-27.84	≤8.00	PASS
		2437	-27.76	≤8.00	PASS
		2452	-27.34	≤8.00	PASS

Test Graphs

11B_Ant1_2412

11B_Ant1_2437

11B_Ant1_2462

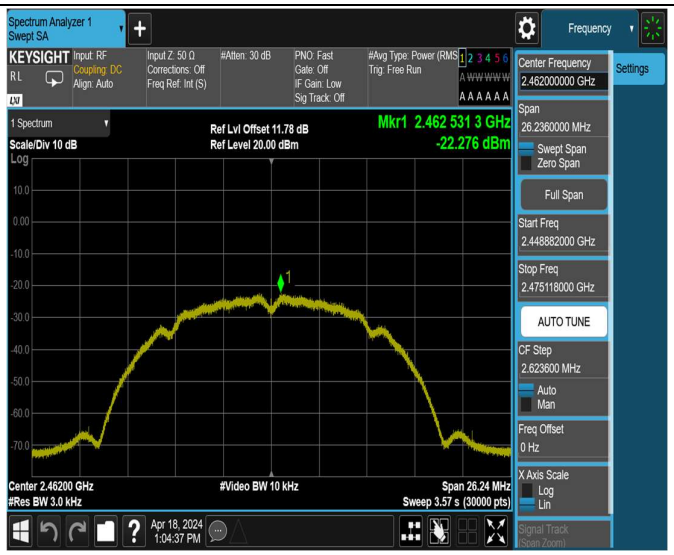

11G_Ant1_2412

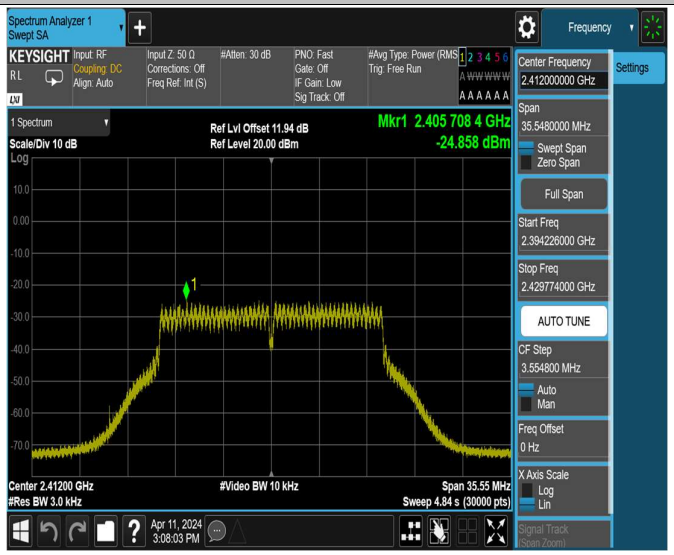

11G_Ant1_2437

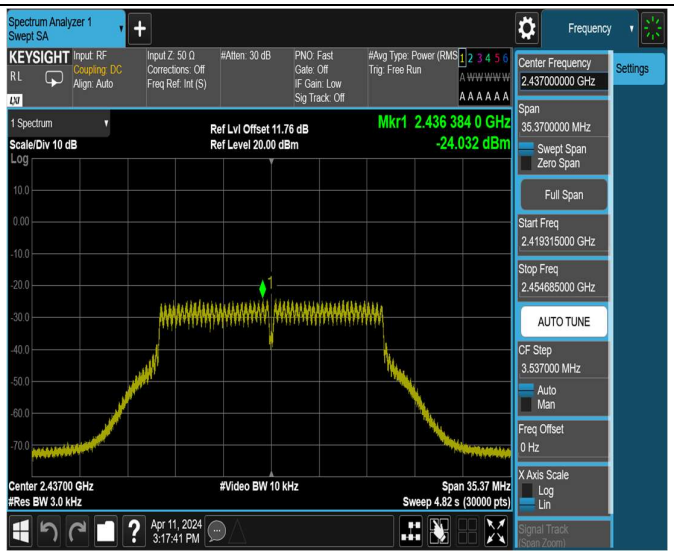

11G_Ant1_2462

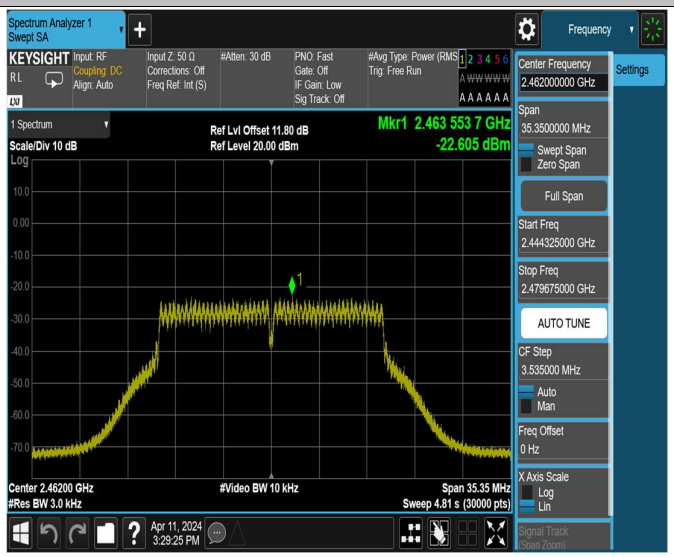

11N20SISO_Ant1_2412

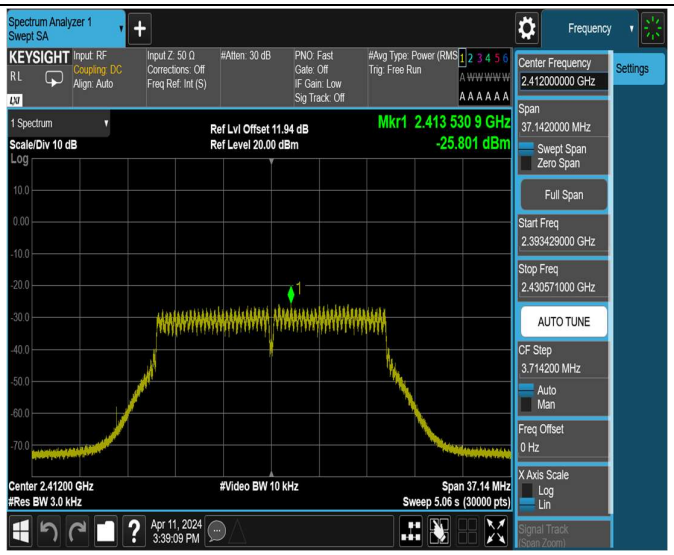

11N20SISO_Ant1_2437

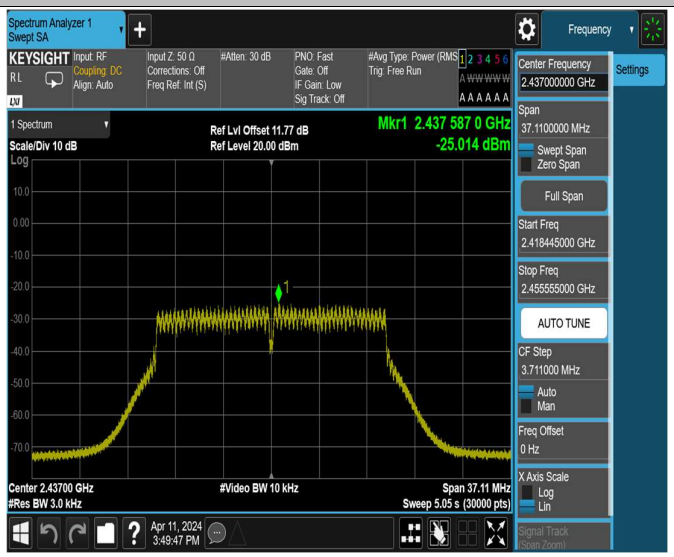

11N20SISO_Ant1_2462

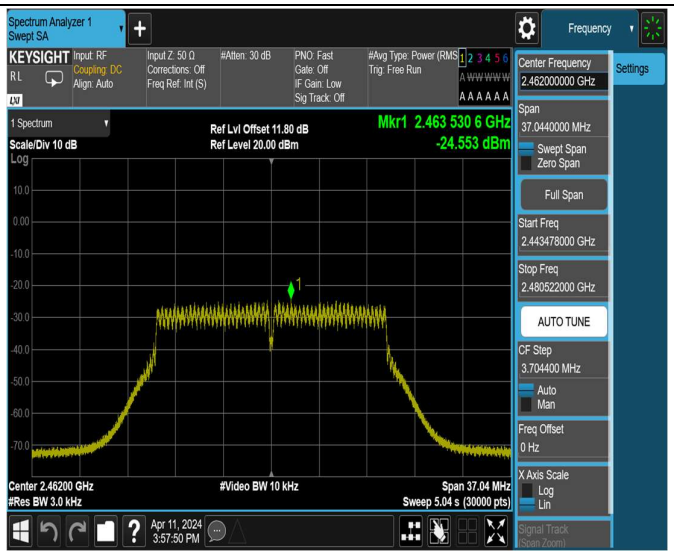

11N40SISO_Ant1_2422

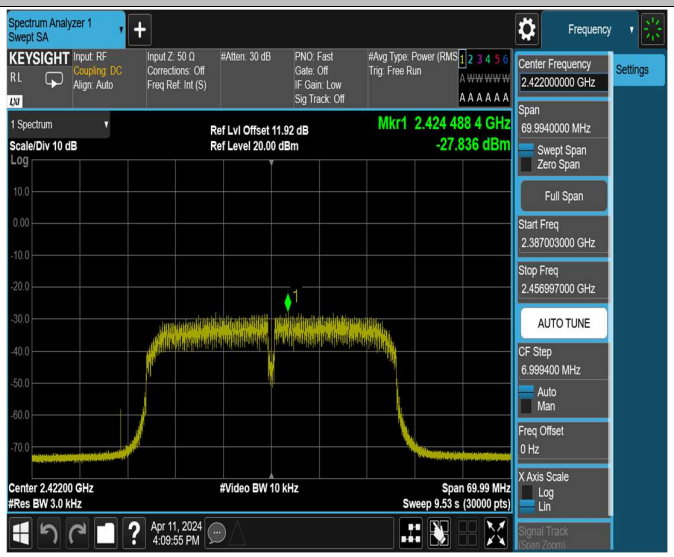

11N40SISO_Ant1_2437

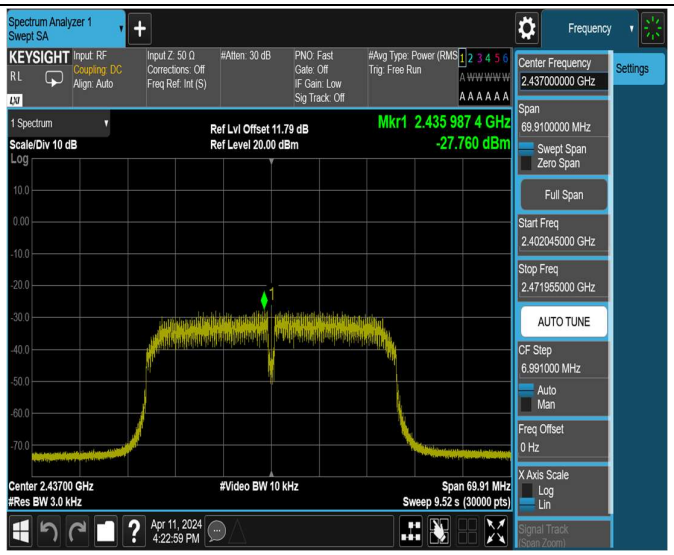

11N40SISO_Ant1_2452

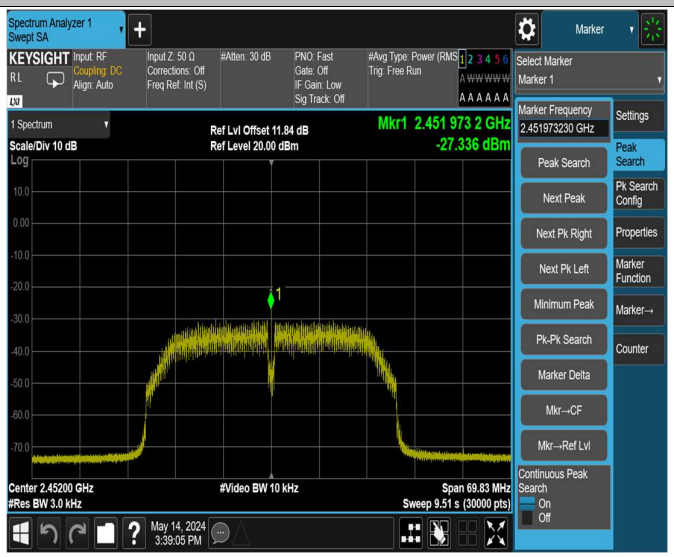

Appendix E: Band edge measurements

Test Result

TestMode	Antenna	ChName	Frequency[MHz]	RefLevel[dBm]	Result[dBm]	Limit[dBm]	Verdict
11B	Ant1	Low	2412	1.81	-45.34	≤-28.19	PASS
		High	2462	0.49	-46.07	≤-29.51	PASS
11G	Ant1	Low	2412	-3.76	-40.8	≤-33.76	PASS
		High	2462	-1.55	-45.91	≤-31.55	PASS
11N20SISO	Ant1	Low	2412	-4.50	-40.72	≤-34.5	PASS
		High	2462	-3.07	-46.29	≤-33.07	PASS
11N40SISO	Ant1	Low	2422	-7.40	-46.11	≤-37.4	PASS
		High	2452	-6.41	-45.59	≤-36.41	PASS

Test Graphs

11B_Ant1_Low_2412

11B_Ant1_High_2462

11G_Ant1_Low_2412

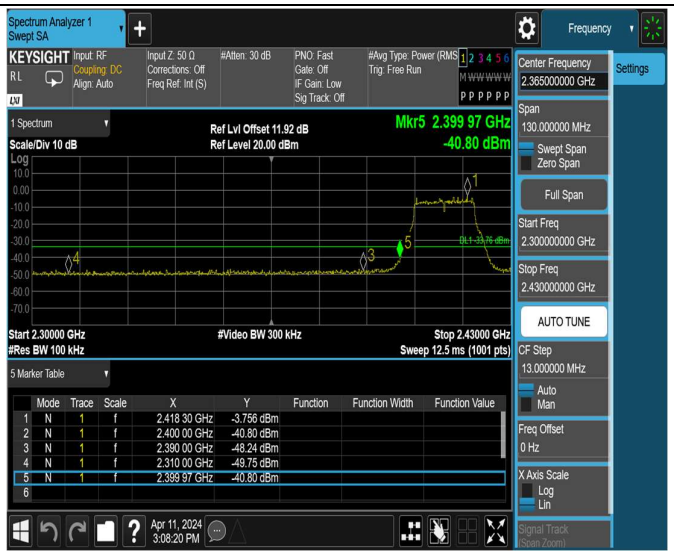

11G_Ant1_High_2462

11N20SISO_Ant1_Low_2412