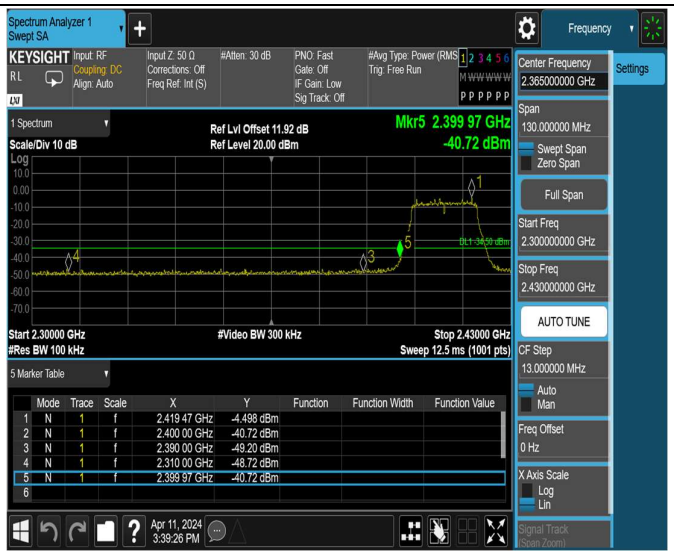

11N20SISO_Ant1_High_2462

11N40SISO_Ant1_Low_2422

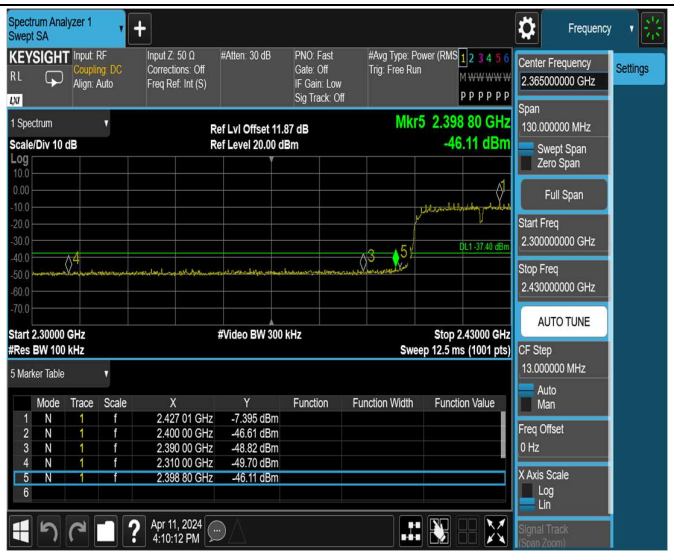

11N40SISO_Ant1_High_2452

Appendix F: Conducted Spurious Emission

Test Result

TestMode	Antenna	Frequency[MHz]	FreqRange [Mhz]	RefLevel [dBm]	Result [dBm]	Limit [dBm]	Verdict
11B	Ant1	2412	Reference	2.88	2.88	---	PASS
			30~1000	2.88	-58.53	≤-27.12	PASS
			1000~26500	2.88	-50.4	≤-27.12	PASS
		2437	Reference	1.40	1.40	---	PASS
			30~1000	1.40	-58.35	≤-28.6	PASS
			1000~26500	1.40	-50.17	≤-28.6	PASS
		2462	Reference	1.46	1.46	---	PASS
			30~1000	1.46	-58.46	≤-28.54	PASS
			1000~26500	1.46	-50.38	≤-28.54	PASS
11G	Ant1	2412	Reference	-3.84	-3.84	---	PASS
			30~1000	-3.84	-58.42	≤-33.84	PASS
			1000~26500	-3.84	-49.47	≤-33.84	PASS
		2437	Reference	-2.82	-2.82	---	PASS
			30~1000	-2.82	-58.96	≤-32.82	PASS
			1000~26500	-2.82	-50.1	≤-32.82	PASS
		2462	Reference	-1.69	-1.69	---	PASS
			30~1000	-1.69	-57.62	≤-31.69	PASS
			1000~26500	-1.69	-50.06	≤-31.69	PASS

11N20SISO	Ant1	2412	Reference	-3.83	-3.83	---	PASS
			30~1000	-3.83	-58.15	≤-33.83	PASS
			1000~26500	-3.83	-50.18	≤-33.83	PASS
		2437	Reference	-2.90	-2.90	---	PASS
			30~1000	-2.90	-57.42	≤-32.9	PASS
			1000~26500	-2.90	-50.37	≤-32.9	PASS
		2462	Reference	-2.95	-2.95	---	PASS
			30~1000	-2.95	-58.49	≤-32.95	PASS
			1000~26500	-2.95	-49.91	≤-32.95	PASS
11N40SISO	Ant1	2422	Reference	-7.22	-7.22	---	PASS
			30~1000	-7.22	-58.41	≤-37.22	PASS
			1000~26500	-7.22	-49.91	≤-37.22	PASS
		2437	Reference	-6.88	-6.88	---	PASS
			30~1000	-6.88	-58.2	≤-36.88	PASS
			1000~26500	-6.88	-49.84	≤-36.88	PASS
		2452	Reference	-6.04	-6.04	---	PASS
			30~1000	-6.04	-57.86	≤-36.04	PASS
			1000~26500	-6.04	-49.42	≤-36.04	PASS

Test Graphs

11B_Ant1_2412_0~Reference

11B_Ant1_2412_30~1000

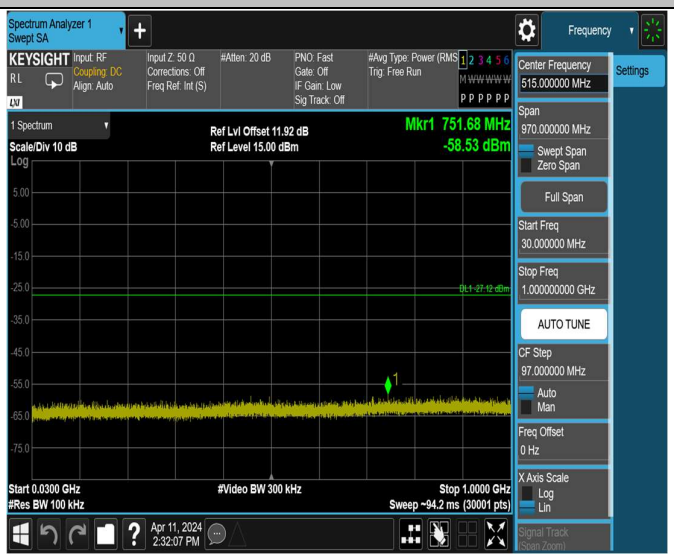

11B_Ant1_2412_1000~26500

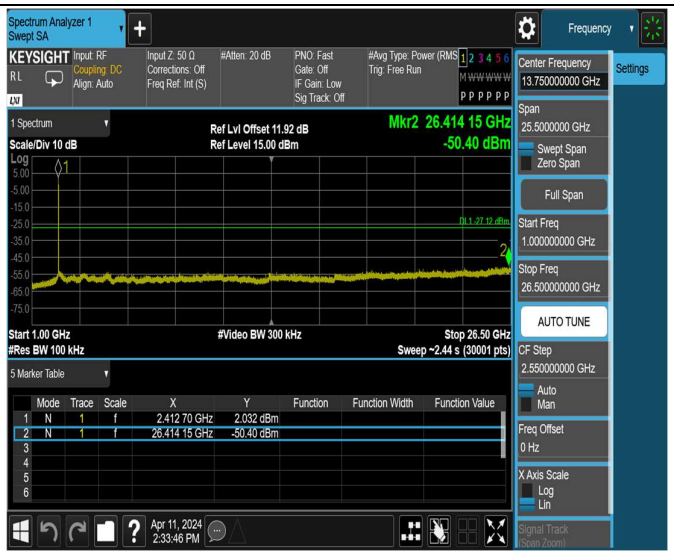

11B_Ant1_2437_0~Reference

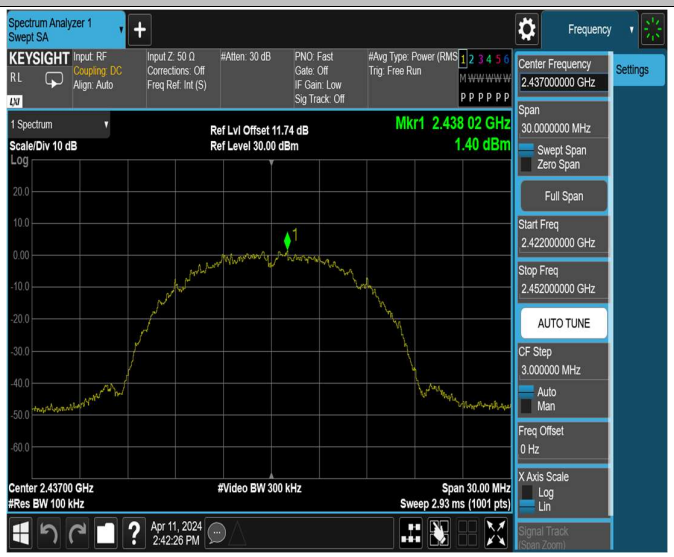

11B_Ant1_2437_30~1000

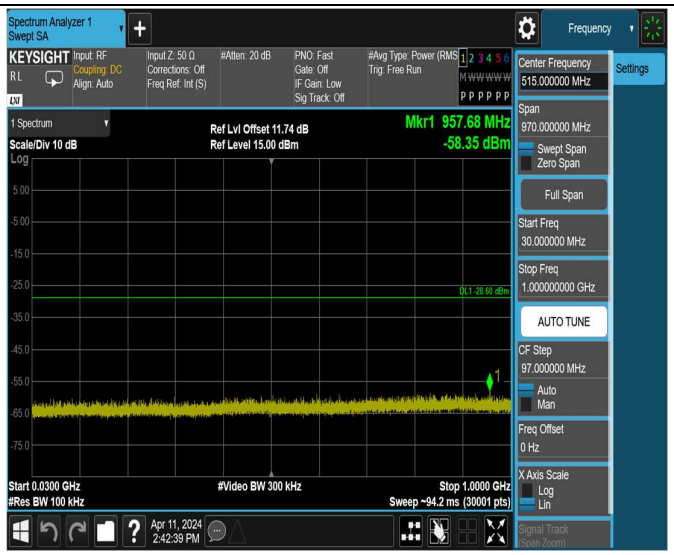

11B_Ant1_2437_1000~26500

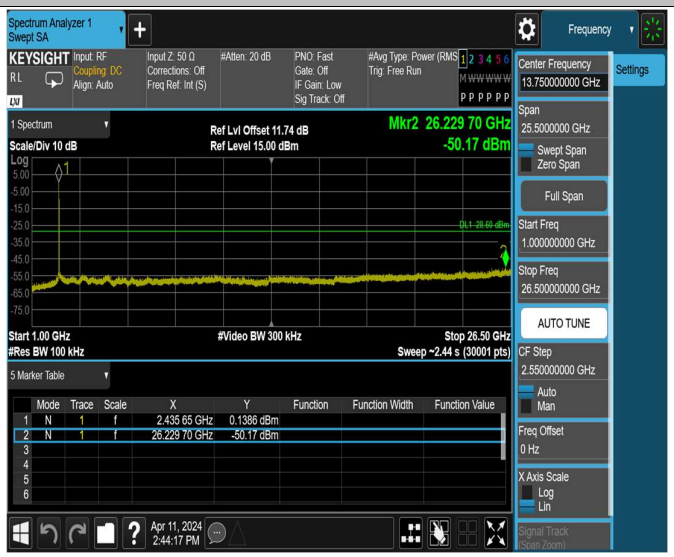

11B_Ant1_2462_0~Reference

11B_Ant1_2462_30~1000

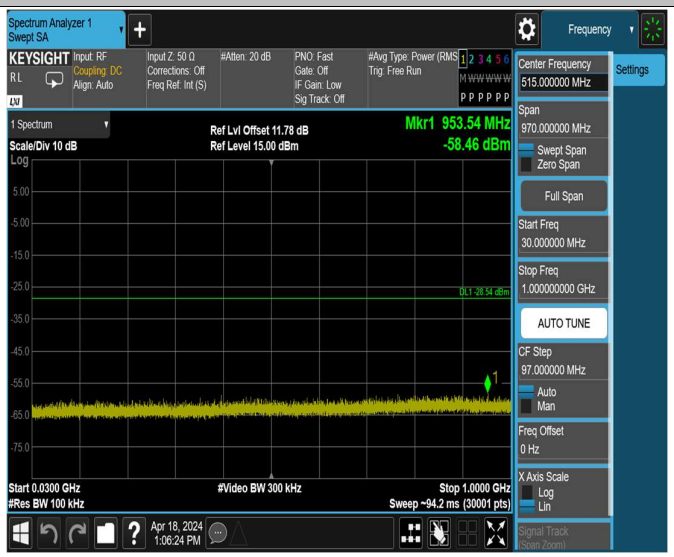

11B_Ant1_2462_1000~26500

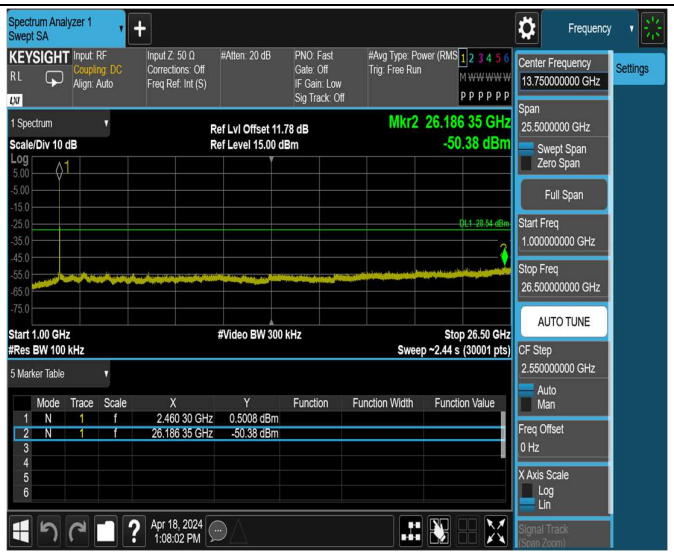

11G_Ant1_2412_0~Reference

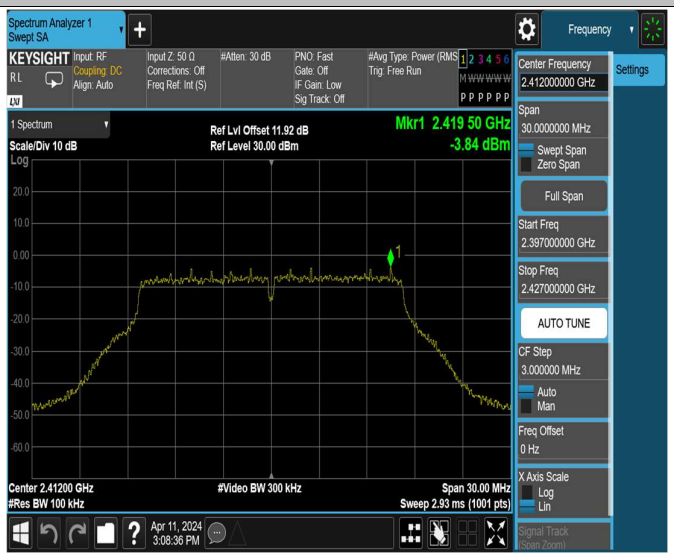

11G_Ant1_2412_30~1000

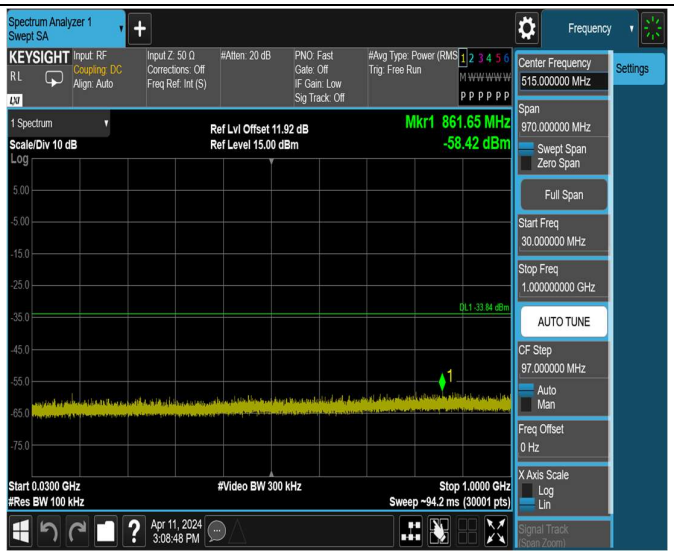

11G_Ant1_2412_1000~26500

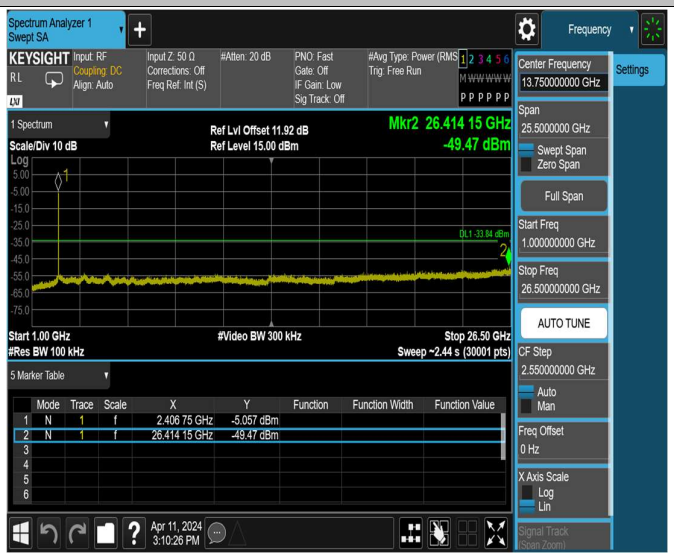

11G_Ant1_2437_0~Reference

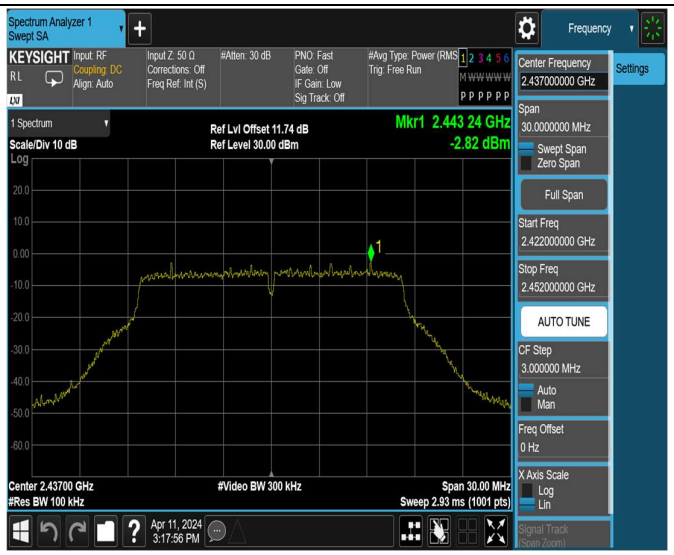

11G_Ant1_2437_30~1000

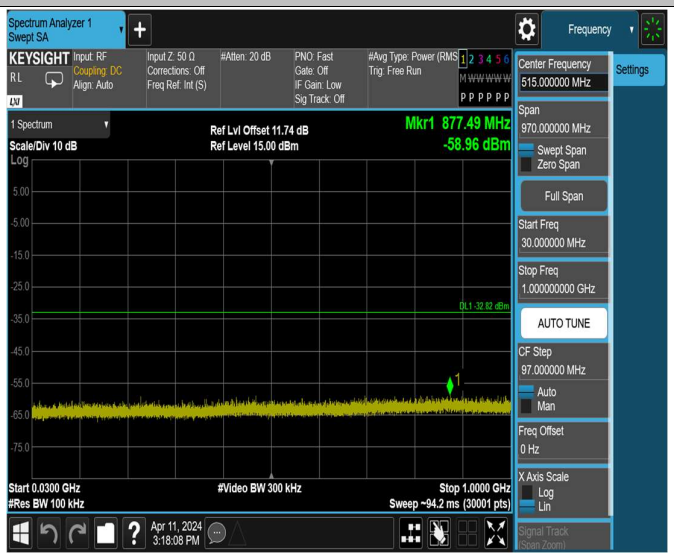

11G_Ant1_2437_1000~26500

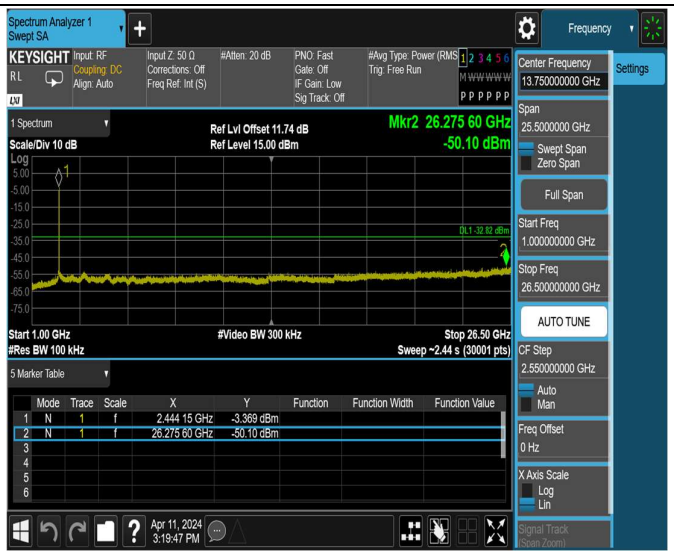

11G_Ant1_2462_0~Reference

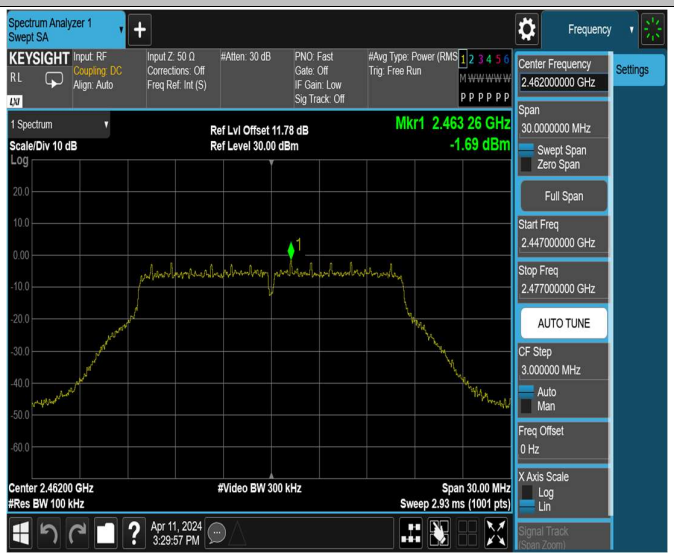

11G_Ant1_2462_30~1000

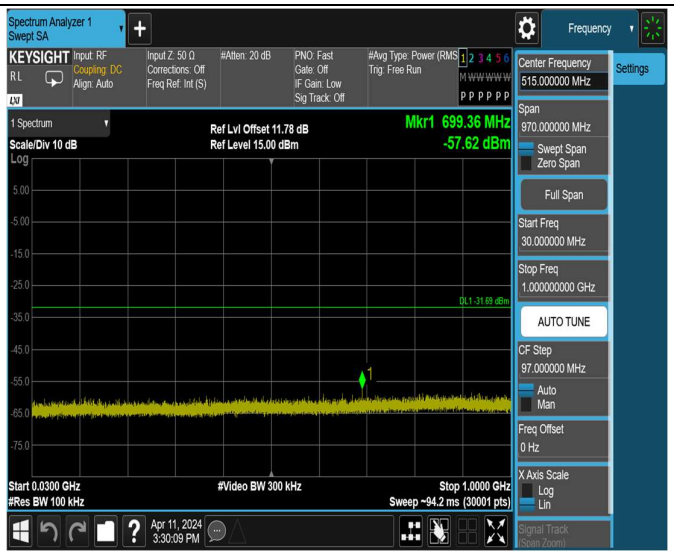

11G_Ant1_2462_1000~26500

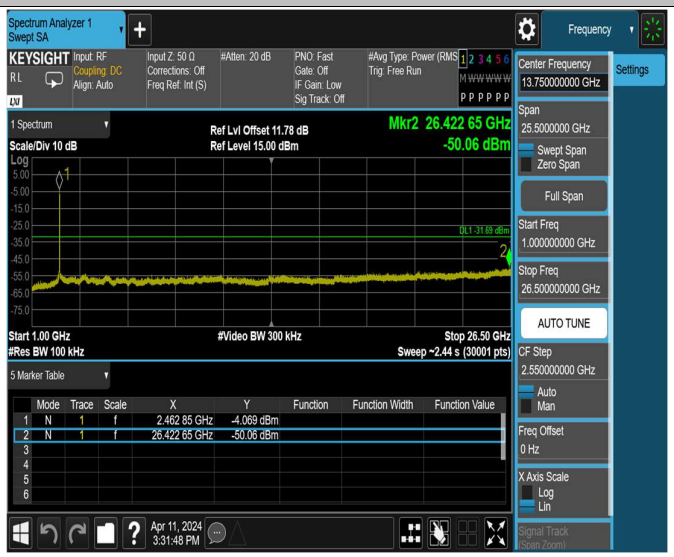

11N20SISO_Ant1_2412_0~Reference

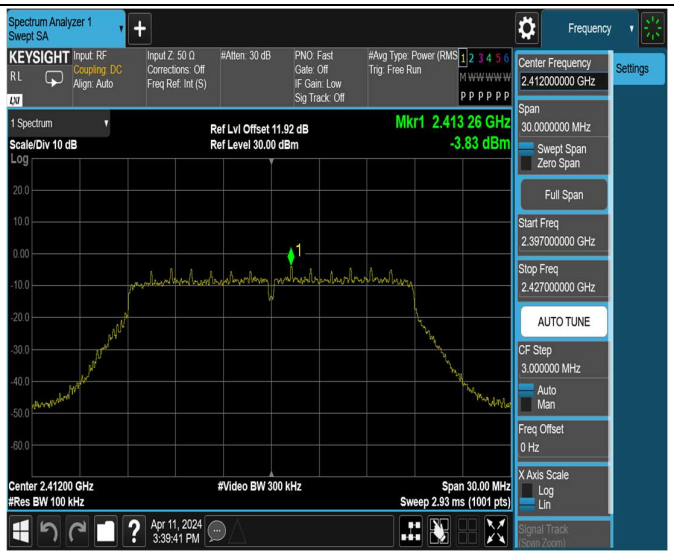

11N20SISO_Ant1_2412_30~1000

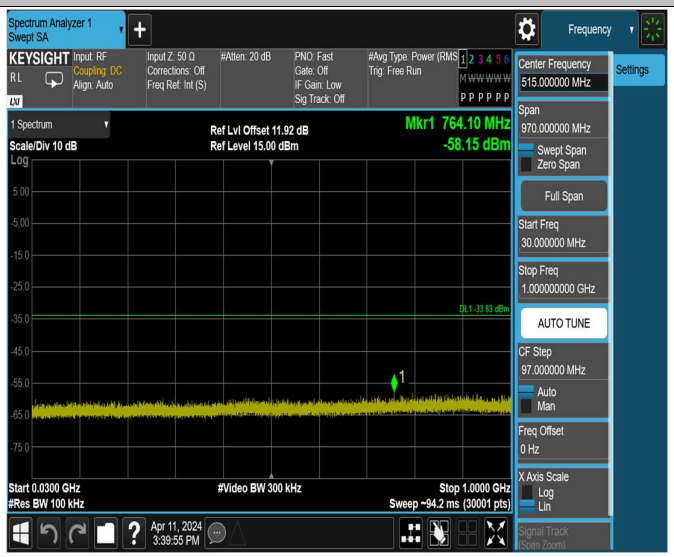

11N20SISO_Ant1_2412_1000~26500

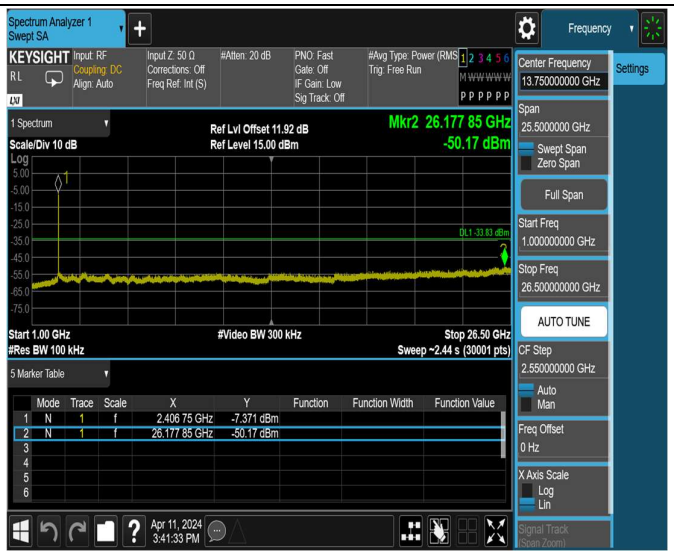

11N20SISO_Ant1_2437_0~Reference

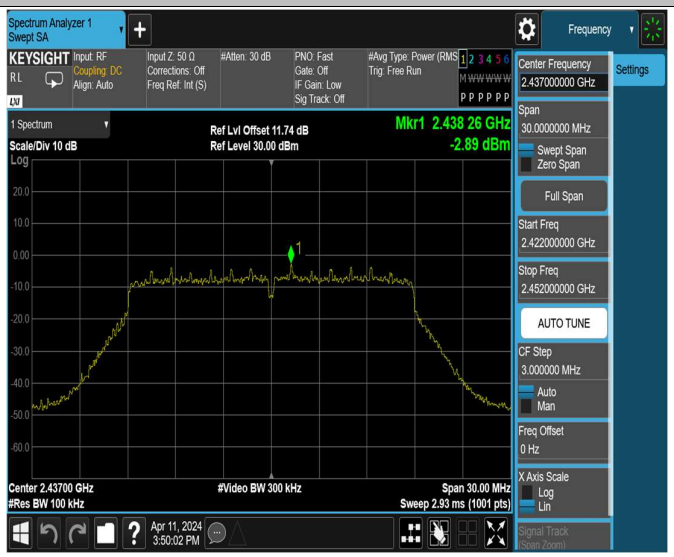

11N20SISO_Ant1_2437_30~1000

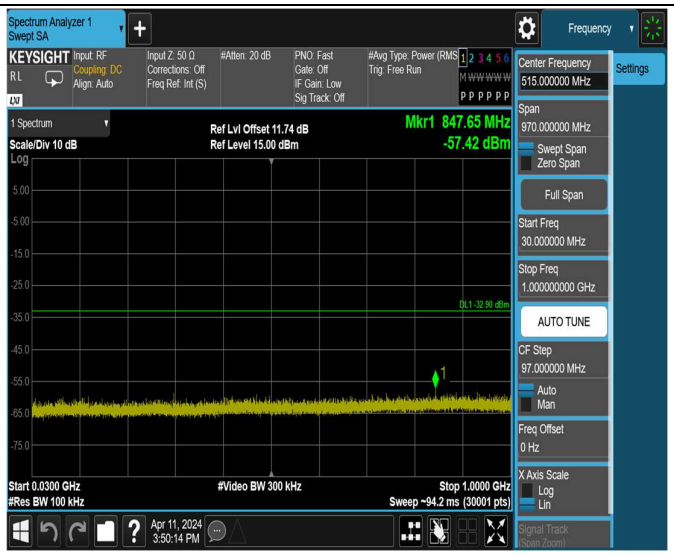

11N20SISO_Ant1_2437_1000~26500

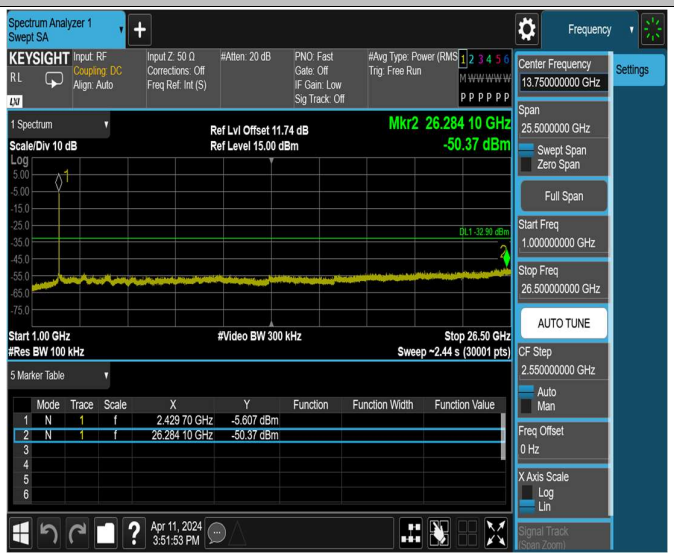

11N20SISO_Ant1_2462_0~Reference

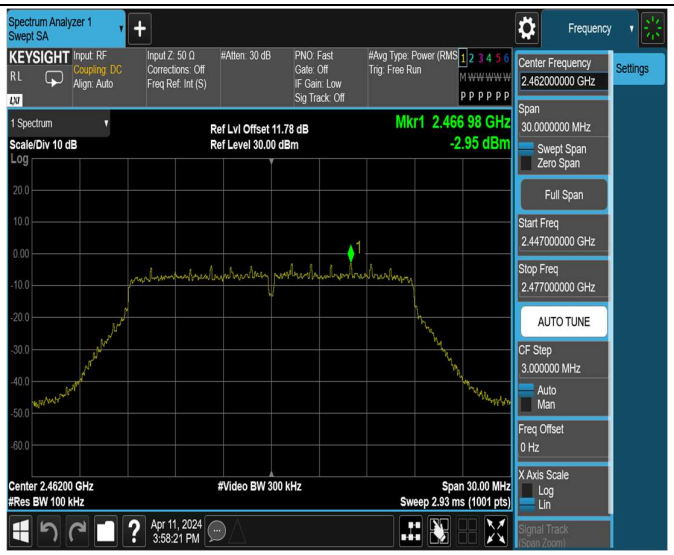

11N20SISO_Ant1_2462_30~1000

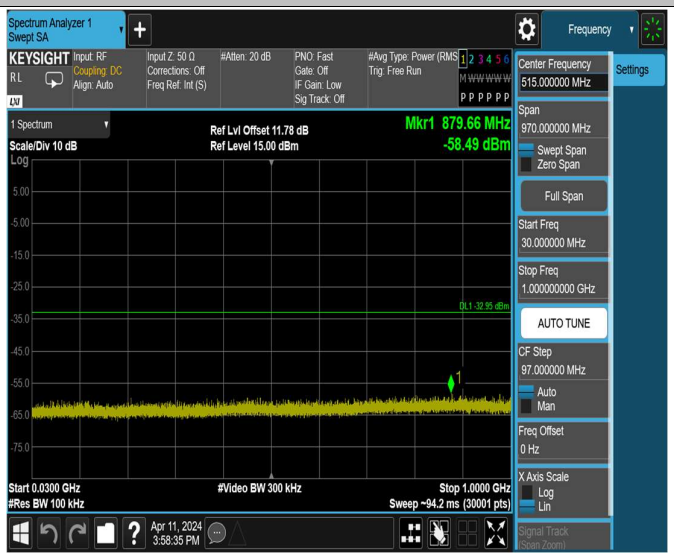

11N20SISO_Ant1_2462_1000~26500

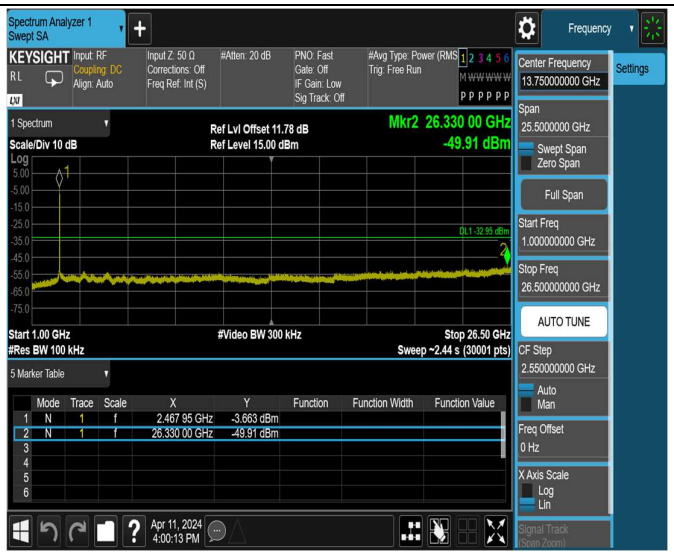

11N40SISO_Ant1_2422_0~Reference

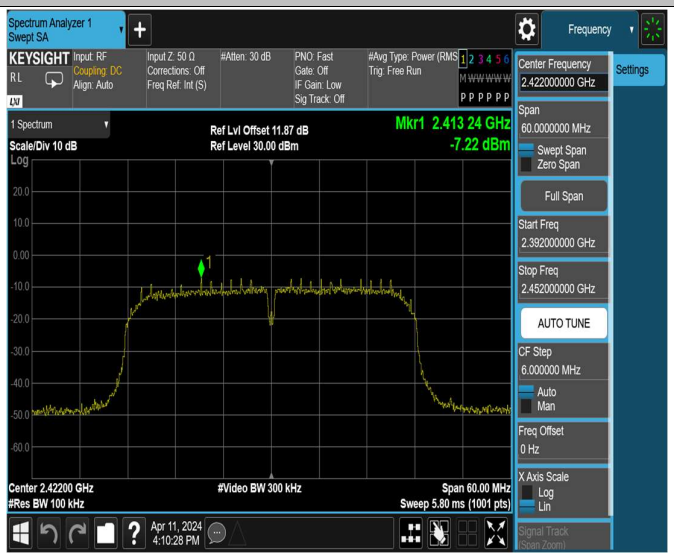

11N40SISO_Ant1_2422_30~1000

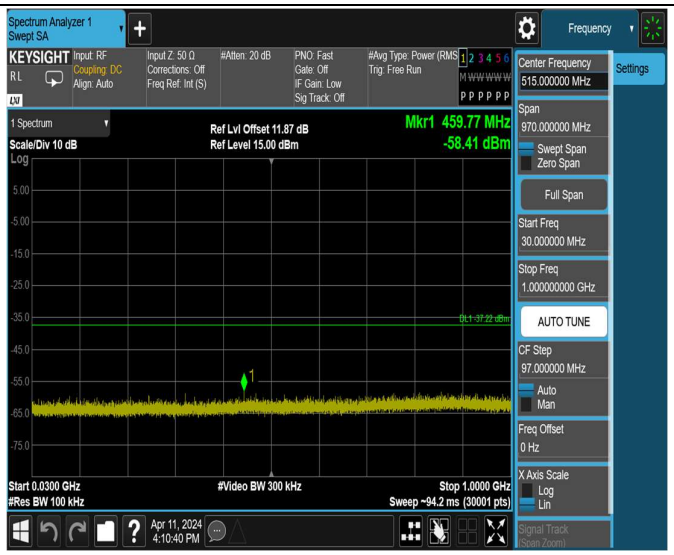

11N40SISO_Ant1_2422_1000~26500

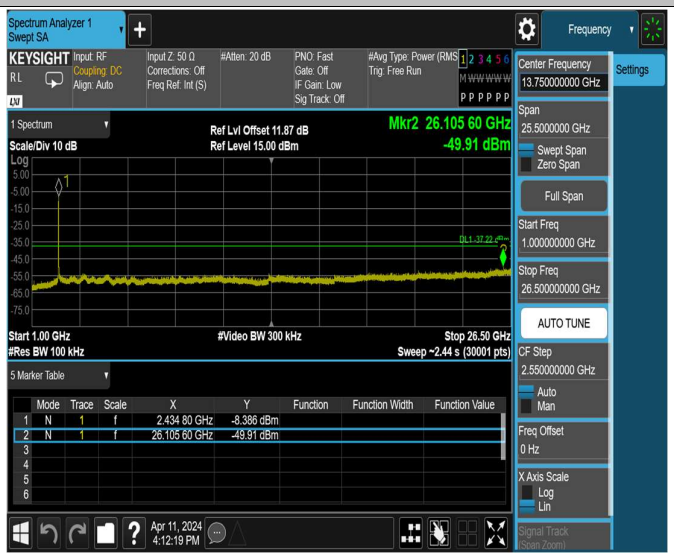

11N40SISO_Ant1_2437_0~Reference

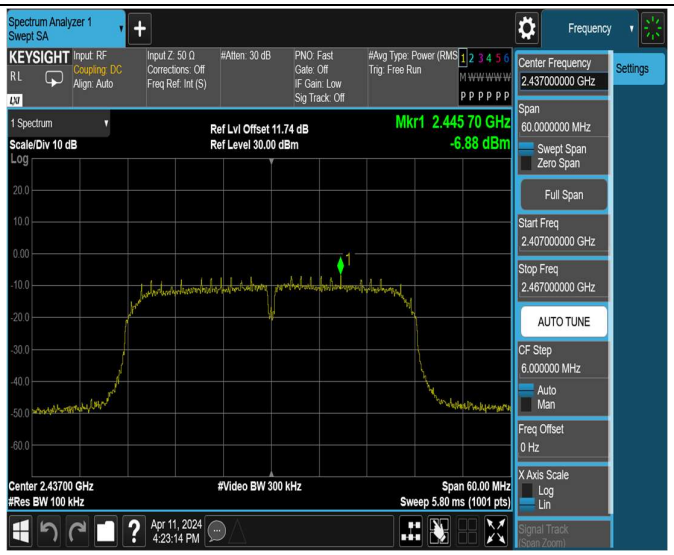

11N40SISO_Ant1_2437_30~1000

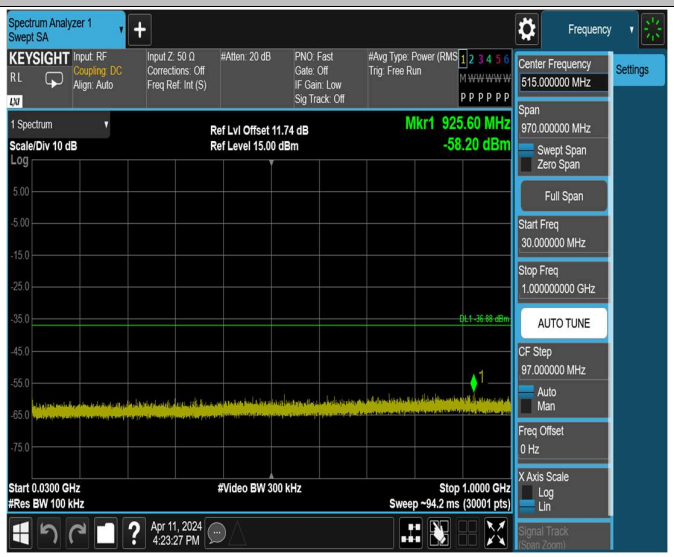

11N40SISO_Ant1_2437_1000~26500

11N40SISO_Ant1_2452_0~Reference

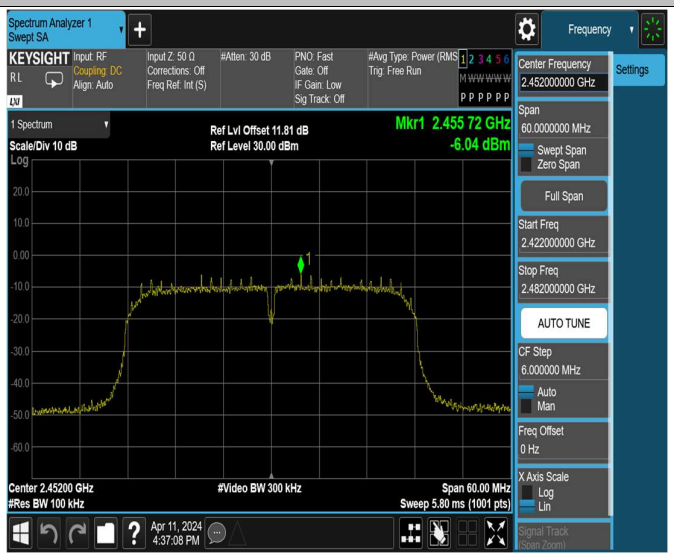

11N40SISO_Ant1_2452_30~1000

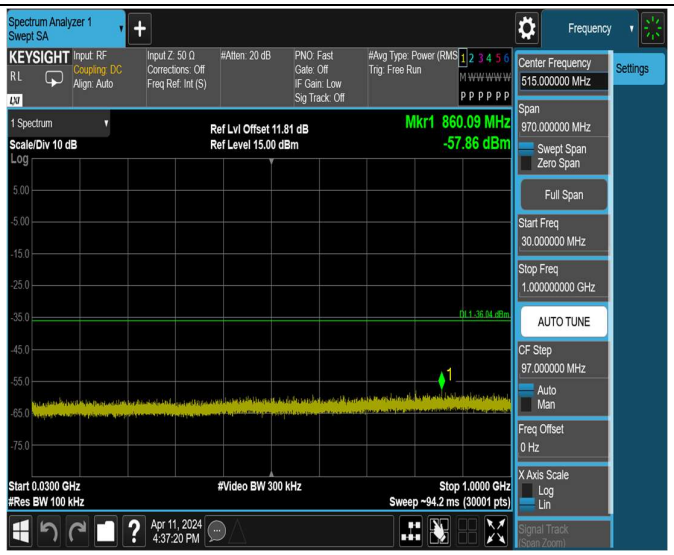

11N40SISO_Ant1_2452_1000~26500

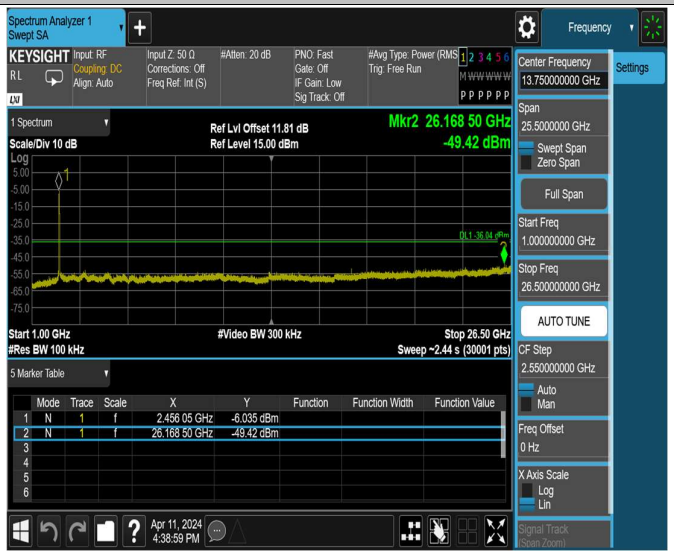

Appendix G: Duty Cycle

Test Result

TestMode	Antenna	Frequency[MHz]	Transmission Duration [ms]	Transmission Period [ms]	Duty Cycle [%]
11B	Ant1	2412	19.00	19.00	100.00
		2437	19.00	19.00	100.00
		2462	19.00	19.00	100.00
11G	Ant1	2412	5.48	5.51	99.46
		2437	5.49	5.51	99.64
		2462	5.48	5.51	99.46
11N20SISO	Ant1	2412	5.08	5.10	99.61
		2437	5.07	5.10	99.41
		2462	5.09	5.11	99.61
11N40SISO	Ant1	2422	2.47	2.50	98.80
		2437	2.47	2.50	98.80
		2452	2.47	2.49	99.20

Test Graphs

11B_Ant1_2412

11B_Ant1_2437

11B_Ant1_2462

11G_Ant1_2412

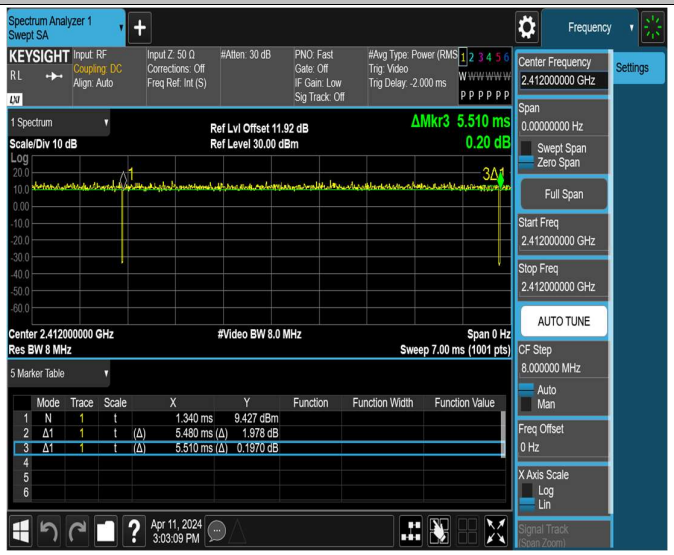

11G_Ant1_2437