FCC Radio Test Report

FCC ID	:	**2BF3Q-2310**
Equipment	:	**E-PCB module**
Brand Name	:	**WiSA Technologies**
Model Name	:	**444-2310**
Applicant	:	**WiSA Technologies, Inc. 15268 NW Greenbrier Parkway Beaverton, Oregon 97006 United States**
Manufacturer	:	**WiSA Technologies, Inc. 15268 NW Greenbrier Parkway Beaverton, Oregon 97006 United States**
Standard	:	**47 CFR FCC Part 15.407**

The product was received on Apr. 03, 2024, and testing was started from Apr. 03, 2024 and completed on Jun. 25, 2024. We, SPORTON INTERNATIONAL INC. Hsinhua Laboratory, would like to declare that the tested sample has been evaluated in accordance with the procedures given in ANSI C63.10-2013 and shown compliance with the applicable technical standards.

The test results in this report apply exclusively to the tested model / sample. Without written approval of SPORTON INTERNATIONAL INC. Hsinhua Laboratory, the test report shall not be reproduced except in full.

Jackson Tsai

Approved by: Jackson Tsai

SPORTON INTERNATIONAL INC. Hsinhua Laboratory

No.52, Huaya 1st Rd., Guishan Dist., Taoyuan City 333411, Taiwan (R.O.C.)

Table of Contents

HISTORY OF THIS TEST REPORT 3

SUMMARY OF TEST RESULT 4

1 GENERAL DESCRIPTION 5

1.1 Information 5
1.2 Testing Applied Standards 8
1.3 Testing Location Information 8
1.4 Measurement Uncertainty 8

2 TEST CONFIGURATION OF EUT 9

2.1 Test Channel Mode 9
2.2 The Worst Case Measurement Configuration 11
2.3 Support Equipment 12
2.4 Test Setup Diagram 13

3 TRANSMITTER TEST RESULT 14

3.1 AC Power-line Conducted Emissions 14
3.2 Emission Bandwidth 16
3.3 Maximum Conducted Output Power 17
3.4 Peak Power Spectral Density 19
3.5 Unwanted Emissions 21

4 TEST EQUIPMENT AND CALIBRATION DATA 26

APPENDIX A. TEST RESULTS OF AC POWER-LINE CONDUCTED EMISSIONS

APPENDIX B. TEST RESULTS OF EMISSION BANDWIDTH

APPENDIX C. TEST RESULTS OF MAXIMUM CONDUCTED OUTPUT POWER

APPENDIX D. TEST RESULTS OF PEAK POWER SPECTRAL DENSITY

APPENDIX E. TEST RESULTS OF UNWANTED EMISSIONS

APPENDIX F. TEST PHOTOS

PHOTOGRAPHS OF EUT V01

History of this test report

Report No.	Version	Description	Issued Date
430742-01AN	01	Initial issue of report	Jul. 16, 2024
FR430742-01AN	02	Revised typo. (This report is the latest version replacing for the report issued on Jul. 16, 2024.)	Jul. 23, 2024

Summary of Test Result

Report Clause	Ref. Std. Clause	Test Items	Result (PASS/FAIL)	Remark
1.1.2	15.203	Antenna Requirement	PASS	-
3.1	15.207	AC Power-line Conducted Emissions	PASS	-
3.2	15.407(a)	Emission Bandwidth	PASS	-
3.3	15.407(a)	Maximum Conducted Output Power	PASS	-
3.4	15.407(a)	Peak Power Spectral Density	PASS	-
3.5	15.407(b)	Unwanted Emissions	PASS	-

Declaration of Conformity:
The test results with all measurement uncertainty excluded are presented in accordance with the regulation limits or requirements declared by manufacturers.
Comments and explanations:
None

Reviewed by: Terry Chang

Report Producer: Michelle Tsai

1 General Description

1.1 Information

1.1.1 RF General Information

Frequency Range (MHz)	IEEE Std. 802.11	Ch. Frequency (MHz)	Channel Number
5150-5250	a, n (HT20), ac (VHT20), ax (HEW20)	5180-5240	36-48 [4]
5250-5350		5260-5320	52-64 [4]
5470-5725		5500-5700	100-140 [11]
Straddle 5720		5720	144 [1]
5725-5850		5745-5825	149-165 [5]
5850-5895		5845-5885	169-177 [3]

Band	Mode	BWch	Nant
5.15-5.25GHz	802.11a	20	1TX
5.25-5.35GHz	802.11a	20	1TX
5.47-5.725GHz	802.11a	20	1TX
5.725-5.85GHz	802.11a	20	1TX
5.85-5.895GHz	802.11a	20	1TX
5.15-5.25GHz	802.11n HT20	20	1TX
5.25-5.35GHz	802.11n HT20	20	1TX
5.47-5.725GHz	802.11n HT20	20	1TX
5.725-5.85GHz	802.11n HT20	20	1TX
5.85-5.895GHz	802.11n HT20	20	1TX
5.15-5.25GHz	802.11ac VHT20	20	1TX
5.25-5.35GHz	802.11ac VHT20	20	1TX
5.47-5.725GHz	802.11ac VHT20	20	1TX
5.725-5.85GHz	802.11ac VHT20	20	1TX
5.85-5.895GHz	802.11ac VHT20	20	1TX
5.15-5.25GHz	802.11ax HEW20	20	1TX
5.25-5.35GHz	802.11ax HEW20	20	1TX
5.47-5.725GHz	802.11ax HEW20	20	1TX
5.725-5.85GHz	802.11ax HEW20	20	1TX
5.85-5.895GHz	802.11ax HEW20	20	1TX

Note:
- 11a, HT20 use a combination of OFDM-BPSK, QPSK, 16QAM, 64QAM modulation.
- VHT20 use a combination of OFDM-BPSK, QPSK, 16QAM, 64QAM, 256QAM modulation.
- HEW20 use a combination of OFDMA-BPSK, QPSK, 16QAM, 64QAM, 256QAM modulation.
- BWch is the nominal channel bandwidth.

1.1.2 Antenna Information

Ant.	Brand	Model Name	Antenna Type	Connector
1	WiSA Technologies	444-2310	PCB antenna	-
2	WiSA Technologies	444-2310	PCB antenna	-

Ant.	Port	Gain (dBi)					
		5G					
		U-NII-1	U-NII-2A	U-NII-2C (5450~5650MHz)	U-NII-2C (5650~5725MHz)	U-NII-3	U-NII-4
1	1	7.29	7.29	5.67	5.53	5.53	5.53
2	2	7.29	7.29	5.67	5.53	5.53	5.53

Note 1: The EUT has two antennas.

Note 2: The measurement choose the maximum gain between Ant 1 & 2.

For example of U-NII 3, choose 5.53dBi from Ant 1(5.53dBi) and Ant 2(5.34dBi).

For 5GHz function:

For IEEE 802.11 a/n/ac/ax mode (1TX/2RX)

Ant. 1 (port 1) and Ant. 2 (port 2) could receive simultaneously.

Ant. 2 (port 2) can be used as transmitting antenna.

1.1.3 EUT Information

Operational Condition				
EUT Power Type	From Host System			
EUT Function	☐	Outdoor AP	☐	Indoor AP
	☐	Fixed P2P AP	☒	Client
Beamforming Function	☐	With beamforming	☒	Without beamforming
TPC Function	☒	With TPC Function	☐	Without TPC Function
Weather Band	☒	With 5600~5650MHz	☐	Without 5600~5650MHz

Type of EUT		
☒	Stand-alone	
☐	Combined (EUT where the radio part is fully integrated within another device)	
	Combined Equipment - Brand Name / Model No.:	…
☐	Plug-in radio (EUT intended for a variety of host systems)	
	Host System - Brand Name / Model No.:	
☐	Other:	

1.1.4 Mode Test Duty Cycle

Mode	DC	DCF (dB)	T(s)	VBW(Hz) ≥ 1/T
802.11a_Nss1,(6Mbps)_1TX	1	0	n/a (DC>=0.98)	n/a (DC>=0.98)
802.11n HT20_Nss1,(MCS0)_1TX	1	0	n/a (DC>=0.98)	n/a (DC>=0.98)
802.11ac VHT20_Nss1,(MCS0)_1TX	1	0	n/a (DC>=0.98)	n/a (DC>=0.98)
802.11ax HEW20_Nss1,(MCS0)_1TX	1	0	n/a (DC>=0.98)	n/a (DC>=0.98)

Note. If DC < 0.98, the DCF was added while measuring Output power and PSD.

1.2 Testing Applied Standards

According to the specifications of the manufacturer, the EUT must comply with the requirements of the following standards:

- 47 CFR FCC Part 15
- ANSI C63.10-2013
- KDB 789033 D02 v02r01

The following reference test guidance is not within the scope of accreditation of TAF:

- KDB 414788 D01 v01r01
- KDB 412172 D01 v01r01

1.3 Testing Location Information

Test Lab.：Sporton International Inc. Hsinhua Laboratory				
☒ Hsinhua	**ADD:** No.52, Huaya 1st Rd., Guishan Dist., Taoyuan City 333411, Taiwan (R.O.C.)			
(TAF: 3785**)**	**TEL:** 886-3-327-3456		**FAX:** 886-3-327-0973	
Test site Designation No. TW3785 with FCC.				
Test Condition	**Test Site No.**	**Test Engineer**	**Test Environment**	**Test Date**
AC Conduction	CO04-HY	Ivan Chung	21.4~22.9°C / 54~60%	04/May/2024
RF Conducted	TH01-HY	Jin Jing	22.9~23.7°C / 53~58%	25/Jun/2024
Radiated (Below 1GHz)	03CH02-HY	Darren Cho	22.2~23.4°C / 50~52%	03/Apr/2024~03/May/2024
Radiated (Above 1GHz)	03CH02-HY	Jack Tang	22.2~23.6°C / 50~55%	03/Apr/2024~22/Jun/2024
☐ Wenhua 3rd.	**ADD:** No. 58, Aly. 75, Ln. 564, Wenhua 3rd Rd., Guishan Dist. Taoyuan City 333, Taiwan (R.O.C.)			
(TAF: 3785**)**	**TEL:** 886-3-327-0868			
Test site Designation No. TW0036 with FCC.				

1.4 Measurement Uncertainty

ISO/IEC 17025 requires that an estimate of the measurement uncertainties associated with the emissions test results be included in the report. The measurement uncertainties given below are based on a 95% confidence level (based on a coverage factor (k=2)

Test Items	**Uncertainty**	**Remark**
AC Power-line Conducted Emissions	4.53 dB	Confidence levels of 95%
Emission Bandwidth	3 MHz	Confidence levels of 95%
Maximum Conducted Output Power	2 dB	Confidence levels of 95%
Power Spectral Density	2 dB	Confidence levels of 95%
Unwanted Emissions	4.8 dB	Confidence levels of 95%
Receiver Radiated Unwanted Emissions	4.8 dB	Confidence levels of 95%
Temperature	0.41 °C	Confidence levels of 95%
Humidity	3.4 %	Confidence levels of 95%

2 Test Configuration of EUT

2.1 Test Channel Mode

Test Software Version	AmebaSmart_mptool_4V0

Mode	Power Setting
802.11a_Nss1,(6Mbps)_1TX	-
5180MHz	15
5200MHz	15
5240MHz	15
5260MHz	15
5300MHz	15
5320MHz	6.75
5500MHz	15
5580MHz	15
5700MHz	6.75
5720MHz Straddle 5.47-5.725GHz	6.75
5720MHz Straddle 5.725-5.85GHz	6.75
5745MHz	15
5785MHz	15
5825MHz	15
5845MHz	15
5865MHz	15
5885MHz	15
802.11n HT20_Nss1,(MCS0)_1TX	-
5180MHz	15
5200MHz	15
5240MHz	15
5260MHz	15
5300MHz	15
5320MHz	6.75
5500MHz	15
5580MHz	15
5700MHz	6.75
5720MHz Straddle 5.47-5.725GHz	6.75
5720MHz Straddle 5.725-5.85GHz	6.75
5745MHz	15
5785MHz	15
5825MHz	15
5845MHz	15
5865MHz	15
5885MHz	15

802.11ac VHT20_Nss1,(MCS0)_1TX	-
5180MHz	14.5
5200MHz	15
5240MHz	15
5260MHz	15
5300MHz	15
5320MHz	6.75
5500MHz	15
5580MHz	15
5700MHz	6.75
5720MHz Straddle 5.47-5.725GHz	6.75
5720MHz Straddle 5.725-5.85GHz	6.75
5745MHz	15
5785MHz	15
5825MHz	15
5845MHz	15
5865MHz	15
5885MHz	15
802.11ax HEW20_Nss1,(MCS0)_1TX	-
5180MHz	15
5200MHz	15
5240MHz	15
5260MHz	15
5300MHz	15
5320MHz	6.75
5500MHz	15
5580MHz	15
5700MHz	6.75
5720MHz Straddle 5.47-5.725GHz	6.75
5720MHz Straddle 5.725-5.85GHz	6.75
5745MHz	15
5785MHz	15
5825MHz	15
5845MHz	15
5865MHz	15
5885MHz	15

2.2 The Worst Case Measurement Configuration

The Worst Case Mode for Following Conformance Tests	
Tests Item	AC power-line conducted emissions
Condition	AC power-line conducted measurement for line and neutral Test Voltage: 120Vac / 60Hz
Operating Mode	CTX
1	USB Mode

The Worst Case Mode for Following Conformance Tests	
Tests Item	Emission Bandwidth Maximum Conducted Output Power Peak Power Spectral Density
Test Condition	Conducted measurement at transmit chains

The Worst Case Mode for Following Conformance Tests			
Tests Item	Unwanted Emissions		
Test Condition	Radiated measurement If EUT consist of multiple antenna assembly (multiple antenna are used in EUT regardless of spatial multiplexing MIMO configuration), the radiated test should be performed with highest antenna gain of each antenna type.		
Operating Mode < 1GHz	CTX		
1	USB Mode		
Operating Mode > 1GHz	CTX		
Orthogonal Planes of EUT	**X Plane**	**Y Plane**	**Z Plane**
Worst Planes of EUT		V	

2.3 Support Equipment

Support Equipment – AC Conduction					
No.	**Equipment**	**Brand Name**	**Model Name**	**FCC ID**	**Remark**
1	Notebook	Lenovo	T480	-	Provided by Customer
2	Adapter for Notebook	Lenovo	ADLX65YDC3D	-	Provided by Customer
3	USB cable	Sony	1-009-486-12	-	-
4	Power cable	Power sync	TPCBHN0018	-	-
5	Fixture	WiSA Technologies Inc.	PCB-0173 version R101	-	Provided by Customer

Support Equipment – Conducted					
No.	**Equipment**	**Brand Name**	**Model Name**	**FCC ID**	**Remark**
1	Notebook	Lenovo	T480	-	Provided by Customer
2	Adapter for Notebook	Lenovo	ADLX65YCC2D	-	Provided by Customer
3	Fixture	WiSA Technologies Inc.	PCB-0173 version R101	-	Provided by Customer
4	USB cable	Sony	1-009-486-12	-	-

Support Equipment – Radiated					
No.	**Equipment**	**Brand Name**	**Model Name**	**FCC ID**	**Remark**
1	Notebook	Lenovo	T480	-	Provided by Customer
2	Adapter for Notebook	Lenovo	ADLX65YCC2D	-	Provided by Customer
3	Power cable	Power sync	TPCBHN0018	-	-
4	USB cable	Sony	1-009-486-12	-	-
5	Fixture	WiSA Technologies Inc.	PCB-0173 version R101	-	Provided by Customer

2.4 Test Setup Diagram

Test Setup Diagram – AC Line Conducted Emission Test

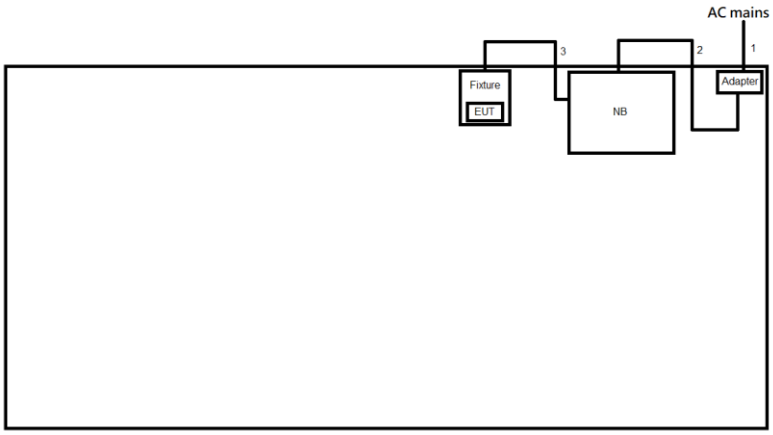

Item	Connection	Shielded	Length(m)	Remark
1	AC Power Cable	No	1.8	-
2	DC Power Cable	No	1.8	-
3	USB Cable	No	1.0	-

Test Setup Diagram - Radiated Test

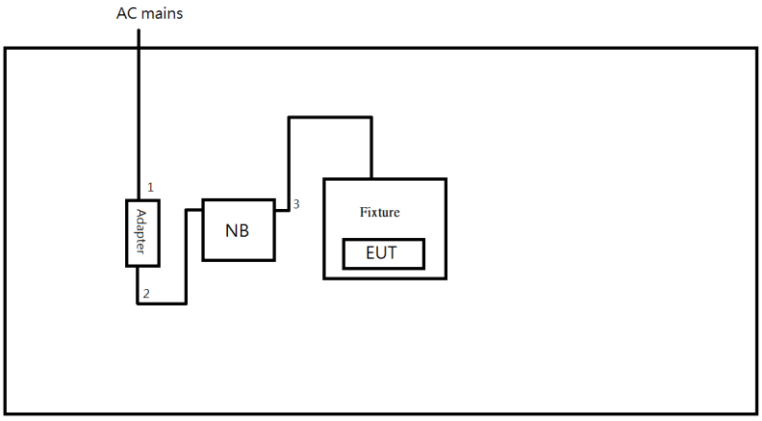

Item	Connection	Shielded	Length(m)	Remark
1	AC Power cable	No	1.8	-
2	DC Power cable	No	1.8	-
3	USB cable	No	1.0	-

3 Transmitter Test Result

3.1 AC Power-line Conducted Emissions

3.1.1 AC Power-line Conducted Emissions Limit

AC Power-line Conducted Emissions Limit		
Frequency Emission (MHz)	**Quasi-Peak**	**Average**
0.15-0.5	66 - 56 *	56 - 46 *
0.5-5	56	46
5-30	60	50
Note 1: * Decreases with the logarithm of the frequency.		

3.1.2 Measuring Instruments

Refer a test equipment and calibration data table in this test report.

3.1.3 Test Procedures

Test Method
☒ Refer as ANSI C63.10-2013, clause 6.2 for AC power-line conducted emissions.

3.1.4 Measurement Results Calculation

The measured Level is calculated using:
Corrected Reading: Raw(Read Level) +LISN(LISN Factor) + CL(Cable Loss) + AT(Attenuator).

3.1.5 Test Setup

AC Power-line Conducted Emissions

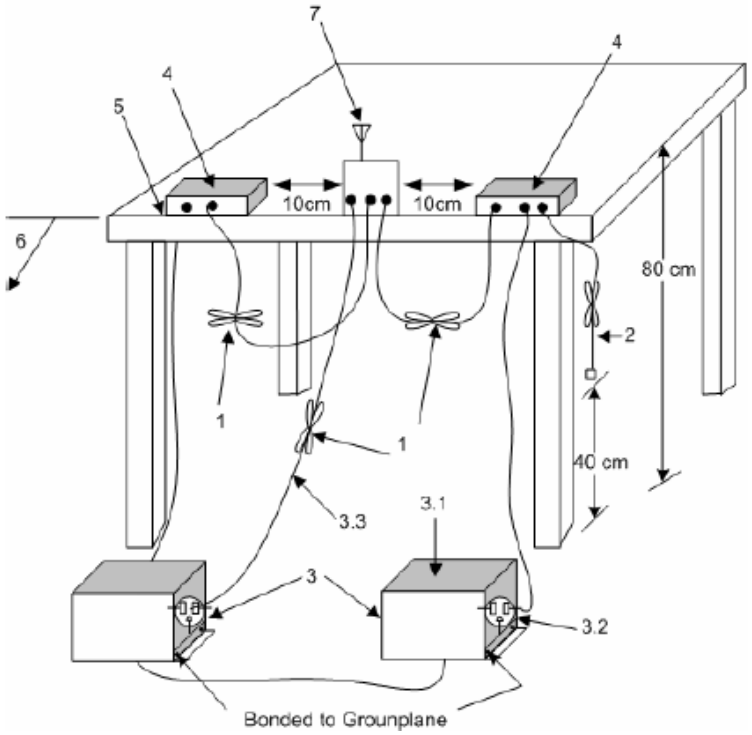

1—Interconnecting cables that hang closer than 40 cm to the ground plane shall be folded back and forth in the center forming a bundle 30 cm to 40 cm long.
2—The I/O cables that are not connected to an accessory shall be bundled in the center. The end of the cable may be terminated, if required, using the correct terminating impedance. The overall length shall not exceed 1 m.
3—EUT connected to one LISN. Unused LISN measuring port connectors shall be terminated in 50Ωloads. LISN may be placed on top of, or immediately beneath, reference ground plane.
3.1—All other equipment powered from additional LISN(s).
3.2—A multiple-outlet strip may be used for multiple power cords of non-EUT equipment.
3.3—LISN at least 80 cm from nearest part of EUT chassis.
4—Non-EUT components of EUT system being tested.
5—Rear of EUT, including peripherals, shall all be aligned and flush with edge of tabletop.
6—Edge of tabletop shall be 40 cm removed from a vertical conducting plane that is bonded to the ground plane.
7—Antenna can be integral or detachable. If detachable, then the antenna shall be attached for this test.

3.1.6 Test Result of AC Power-line Conducted Emissions

Refer as Appendix A

3.2 Emission Bandwidth

3.2.1 Emission Bandwidth Limit

Emission Bandwidth Limit
UNII Devices
☒ For the 5.15-5.25 GHz band, N/A
☒ For the 5.25-5.35 GHz band, N/A
☒ For the 5.47-5.725 GHz band, N/A
☒ For the 5.725-5.85 GHz band, 6 dB emission bandwidth ≥ 500kHz.
☒ For the 5.85-5.895 GHz band, 6 dB emission bandwidth ≥ 500kHz.

3.2.2 Measuring Instruments

Refer a test equipment and calibration data table in this test report.

3.2.3 Test Procedures

Test Method	
▪ For the emission bandwidth shall be measured using one of the options below:	
	☒ Refer as KDB 789033, clause C for EBW and clause D for OBW measurement.
	☐ Refer as ANSI C63.10, clause 6.9.3 for occupied bandwidth testing.
	☐ Refer as IC RSS-Gen, clause 6.7 for bandwidth testing.

3.2.4 Test Setup

Emission Bandwidth
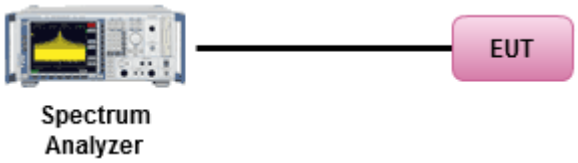

3.2.5 Test Result of Emission Bandwidth

Refer as Appendix B

3.3 Maximum Conducted Output Power

3.3.1 Maximum Conducted Output Power Limit

Maximum Conducted Output Power Limit	
UNII Devices	
☒	For the 5.15-5.25 GHz band:
	▪ Outdoor AP: the maximum conducted output power (P_{Out}) shall not exceed 1 W. If G_{TX} > 6 dBi, then P_{Out} = 30 – (G_{TX} – 6). e.i.r.p. at any elevation angle above 30 degrees ≤ 125mW [21dBm]
	▪ Indoor AP: the maximum conducted output power (P_{Out}) shall not exceed 1 W. If G_{TX} > 6 dBi, then P_{Out} = 30 – (G_{TX} – 6)
	▪ Point-to-point AP: the maximum conducted output power (P_{Out}) shall not exceed 1 W. If G_{TX} > 23 dBi, then P_{Out} = 30 – (G_{TX} – 23).
	▪ Mobile or Portable Client: the maximum conducted output power (P_{Out}) shall not exceed 250 mW. If G_{TX} > 6 dBi, then P_{Out} = 24 – (G_{TX} – 6).
☒	For the 5.25-5.35 GHz band, the maximum conducted output power (P_{Out}) shall not exceed 250 mW or 11 dBm + 10 log B, where B is the 26 dB emission bandwidth in MHz. If G_{TX} > 6 dBi, then P_{Out} = 24 – (G_{TX} – 6).
☒	For the 5.47-5.725 GHz band, the maximum conducted output power (P_{Out}) shall not exceed 250 mW or 11 dBm + 10 log B, where B is the 26 dB emission bandwidth in MHz. If G_{TX} > 6 dBi, then P_{Out} = 24 – (G_{TX} – 6).
☒	For the 5.725-5.85 GHz band:
	▪ Point-to-multipoint systems (P2M): the maximum conducted output power (P_{Out}) shall not exceed 1 W. If G_{TX} > 6 dBi, then P_{Out} = 30 – (G_{TX} – 6).
	▪ Point-to-point systems (P2P): the maximum conducted output power (P_{Out}) shall not exceed 1 W.
Maximum EIRP Limit	
☒	For the 5.85-5.895 GHz band:
	▪ Indoor AP & subordinate device < 36 dBm
	▪ Client device < 30 dBm
P_{Out} = maximum conducted output power in dBm, **G_{TX}** = the maximum transmitting antenna directional gain in dBi.	

3.3.2 Measuring Instruments

Refer a test equipment and calibration data table in this test report.

3.3.3 Test Procedures

Test Method	
▪ Maximum Conducted Output Power	
	Duty cycle ≥ 98%
	☒ Refer as KDB 789033, clause E Method SA-2 (spectral trace averaging).
	Duty cycle < 98%
	☐ Refer as KDB 789033, clause E Method SA-2 Alt. (RMS detection with slow sweep speed)
	Wideband RF power meter and average over on/off periods with duty factor
	☒ Refer as KDB 789033, clause E Method PM (using an RF average power meter).
▪ For conducted measurement.	
	▪ If the EUT supports multiple transmit chains using options given below: Refer as KDB 662911, In-band power measurements. Using the measure-and-sum approach, measured all transmit ports individually. Sum the power (in linear power units e.g., mW) of all ports for each individual sample and save them.
	▪ If multiple transmit chains, EIRP calculation could be following as methods: $P_{total} = P_1 + P_2 + \ldots + P_n$ (calculated in linear unit [mW] and transfer to log unit [dBm]) $EIRP_{total} = P_{total} + DG$

3.3.4 Test Setup

For Straddle channel

RF Output Power (Spectrum Analyzer)

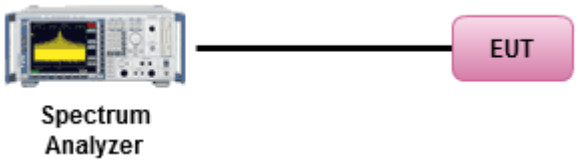

For Other channel

RF Output Power (Power Meter)

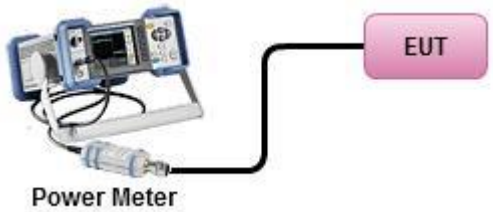

3.3.5 Test Result of Maximum Conducted Output Power

Refer as Appendix C

3.4 Peak Power Spectral Density

3.4.1 Peak Power Spectral Density Limit

Peak Power Spectral Density Limit	
UNII Devices	
☒	For the 5.15-5.25 GHz band:
	▪ Outdoor AP: the peak power spectral density (PPSD) shall not exceed 17dBm/MHz. If G_{TX} > 6 dBi, then P_{Out} = 17 – (G_{TX} – 6).
	▪ Indoor AP: the peak power spectral density (PPSD) shall not exceed 17dBm/MHz. If G_{TX} > 6 dBi, then P_{Out} = 17 – (G_{TX} – 6).
	▪ Point-to-point AP: the peak power spectral density (PPSD) shall not exceed 17dBm/MHz. If G_{TX} > 23 dBi, then P_{Out} = 17 – (G_{TX} – 23).
	▪ Mobile or Portable Client: the peak power spectral density (PPSD) ≤ 11 dBm/MHz. If G_{TX} > 6 dBi, then PPSD= 11 – (G_{TX} – 6)..
☒	For the 5.25-5.35 GHz band, the peak power spectral density (PPSD) ≤ 11 dBm/MHz. If G_{TX} > 6 dBi, then PPSD= 11 – (G_{TX} – 6).
☒	For the 5.47-5.725 GHz band, the peak power spectral density (PPSD) ≤ 11 dBm/MHz. If G_{TX} > 6 dBi, then PPSD= 11 – (G_{TX} – 6).
☒	For the 5.725-5.85 GHz band:
	▪ Point-to-multipoint systems (P2M): the peak power spectral density (PPSD) ≤ 30 dBm/500kHz. If G_{TX} > 6 dBi, then PPSD= 30 – (G_{TX} – 6).
	▪ Point-to-point systems (P2P): the peak power spectral density (PPSD) ≤ 30 dBm/500kHz.
EIRP Power Spectral Density Limit	
☒	For the 5.85-5.895 GHz band:
	▪ Indoor AP & subordinate device < 20dBm/MHz
	▪ Client device < 14dBm/MHz
PPSD = peak power spectral density that he same method as used to determine the conducted output power shall be used to determine the power spectral density. And power spectral density in dBm/MHz **G_{TX}** = the maximum transmitting antenna directional gain in dBi.	

3.4.2 Measuring Instruments

Refer a test equipment and calibration data table in this test report.

3.4.3 Test Procedures

Test Method		
▪ Peak power spectral density procedures that the same method as used to determine the conducted output power shall be used to determine the peak power spectral density and use the peak search function on the spectrum analyzer to find the peak of the spectrum. For the peak power spectral density shall be measured using below options:		
	☐ Refer as KDB 789033, F)5) power spectral density can be measured using resolution bandwidths < 1 MHz provided that the results are integrated over 1 MHz bandwidth	
	Duty cycle ≥ 98%	
	☒ Refer as KDB 789033, clause E Method SA-2 (spectral trace averaging).	
	Duty cycle < 98%	
	☐ Refer as KDB 789033, clause E Method SA-2 Alt. (RMS detection with slow sweep speed)	
▪ For conducted measurement.		
	▪ If the EUT supports multiple transmit chains using options given below:	
		▪ Measure and sum the spectra across the outputs. Refer as KDB 662911, In-band power spectral density (PSD). Sample all transmit ports simultaneously using a spectrum analyzer for each transmit port. Where the trace bin-by-bin of each transmit port summing can be performed. (i.e., in the first spectral bin of output 1 is summed with that in the first spectral bin of output 2 and that from the first spectral bin of output 3, and so on up to the NTX output to obtain the value for the first frequency bin of the summed spectrum.). Add up the amplitude (power) values for the different transmit chains and use this as the new data trace.
	▪	If multiple transmit chains, EIRP PPSD calculation could be following as methods: $PPSD_{total} = PPSD_1 + PPSD_2 + \ldots + PPSD_n$ (calculated in linear unit [mW] and transfer to log unit [dBm]) $EIRP_{total} = PPSD_{total} + DG$

3.4.4 Test Setup

Power Spectral Density
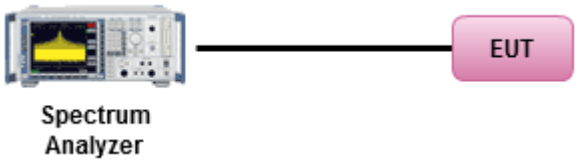

3.4.5 Test Result of Peak Power Spectral Density

Refer as Appendix D

3.5 Unwanted Emissions

3.5.1 Transmitter Radiated Unwanted Emissions Limit

Unwanted emissions below 1 GHz and restricted band emissions above 1GHz limit			
Frequency Range (MHz)	**Field Strength (uV/m)**	**Field Strength (dBuV/m)**	**Measure Distance (m)**
0.009~0.490	2400/F(kHz)	48.5 - 13.8	300
0.490~1.705	24000/F(kHz)	33.8 - 23	30
1.705~30.0	30	29	30
30~88	100	40	3
88~216	150	43.5	3
216~960	200	46	3
Above 960	500	54	3

Note 1: Test distance for frequencies at or above 30 MHz, measurements may be performed at a distance other than the limit distance provided they are not performed in the near field and the emissions to be measured can be detected by the measurement equipment. When performing measurements at a distance other than that specified, the results shall be extrapolated to the specified distance using an extrapolation factor of 20 dB/decade (inverse of linear distance for field-strength measurements, inverse of linear distance-squared for power-density measurements).

Note 2: Test distance for frequencies at below 30 MHz, measurements may be performed at a distance closer than the EUT limit distance; however, an attempt should be made to avoid making measurements in the near field. When performing measurements below 30 MHz at a closer distance than the limit distance, the results shall be extrapolated to the specified distance by either making measurements at a minimum of two or more distances on at least one radial to determine the proper extrapolation factor or by using the square of an inverse linear distance extrapolation factor (40 dB/decade). The test report shall specify the extrapolation method used to determine compliance of the EUT.

Note 3: Using the distance of 1m during the test for above 18 GHz, and the test value to correct for the distance factor at 3m.

Un-restricted band emissions above 1GHz Limit	
Operating Band	**Limit**
5.15 - 5.25 GHz	e.i.r.p. -27 dBm [68.2 dBuV/m@3m]
5.25 - 5.35 GHz	e.i.r.p. -27 dBm [68.2 dBuV/m@3m]
5.47 - 5.725 GHz	e.i.r.p. -27 dBm [68.2 dBuV/m@3m]
5.725 - 5.85 GHz	5.650-5700 GHz: e.i.r.p. -27 ~ 10 dBm [68.2 ~ 105.2 dBuV/m@3m] 5.700-5720 GHz: e.i.r.p. 10 ~ 15.6 dBm [105.2 ~ 110.8 dBuV/m@3m] 5.720-5725 GHz: e.i.r.p. 15.6 ~ 27 dBm [110.8 ~ 122.2 dBuV/m@3m] 5.850-5.855 GHz: e.i.r.p. 27 ~ 15.6 dBm [122.2 ~ 110.8 dBuV/m@3m] 5.855-5.875 GHz: e.i.r.p. 15.6 ~ 10 dBm [110.8 ~ 105.2 dBuV/m@3m] 5.875-5.925 GHz: e.i.r.p. 10 ~ -27 dBm [105.2 ~ 68.2dBuV/m@3m] Other un-restricted band: e.i.r.p. -27 dBm [68.2 dBuV/m@3m]
5.85 - 5.895 GHz	(i) For an indoor access point or subordinate device, all emissions at or above 5.895 GHz shall not exceed an e.i.r.p. of 15 dBm/MHz and shall decrease linearly to an e.i.r.p. of - 7 dBm/MHz at or above 5.925 GHz. (ii) For a client device, all emissions at or above 5.895 GHz shall not exceed an e.i.r.p. of -5 dBm/MHz and shall decrease linearly to an e.i.r.p. of -27 dBm/MHz at or above 5.925 GHz. (iii) For a client device or indoor access point or subordinate device, all emissions

	below 5.725 GHz shall not exceed an e.i.r.p. of -27 dBm/MHz at 5.65 GHz increasing linearly to 10 dBm/ MHz at 5.7 GHz, and from 5.7 GHz increasing linearly to a level of 15.6 dBm/MHz at 5.72 GHz, and from 5.72 GHz increasing linearly to a level of 27 dBm/MHz at 5.725 GHz.
Note 1: Measurements may be performed at a distance other than the limit distance provided they are not performed in the near field and the emissions to be measured can be detected by the measurement equipment. When performing measurements at a distance other than that specified, the results shall be extrapolated to the specified distance using an extrapolation factor of 20 dB/decade (inverse of linear distance for field-strength measurements, inverse of linear distance-squared for power-density measurements).	

3.5.2 Measuring Instruments

Refer a test equipment and calibration data table in this test report.

3.5.3 Test Procedures

Test Method			
▪ Measurements may be performed at a distance other than the limit distance provided they are not performed in the near field and the emissions to be measured can be detected by the measurement equipment. Measurements shall not be performed at a distance greater than 30 m for frequencies above 30 MHz, unless it can be further demonstrated that measurements at a distance of 30 m or less are impractical. When performing measurements at a distance other than that specified, the results shall be extrapolated to the specified distance using an extrapolation factor of 20 dB/decade (inverse of linear distance for field-strength measurements, inverse of linear distance-squared for power-density measurements).			
▪ The average emission levels shall be measured in [duty cycle ≥ 98 or duty factor].			
▪ For the transmitter unwanted emissions shall be measured using following options below:			
	▪ Refer as KDB 789033, clause G)2) for unwanted emissions into non-restricted bands.		
	▪ Refer as KDB 789033, clause G)1) for unwanted emissions into restricted bands.		
		☒ Refer as KDB 789033, G)6) Method VB (ANSI C63.10, clause 4.1.4.2.3), Reduced VBW.	
		☒ Refer as KDB 789033, clause G)5) (ANSI C63.10, clause 4.1.4.2.2), measurement procedure peak limit.	
▪ For radiated measurement.			
	▪ Refer as ANSI C63.10, clause 6.4 for radiated emissions below 30 MHz and test distance is 3m.		
	▪ Refer as ANSI C63.10, clause 6.5 for radiated emissions 30 MHz to 1 GHz and test distance is 3m.		
	▪ Refer as ANSI C63.10, clause 6.6 for radiated emissions above 1GHz.		
▪ The any unwanted emissions level shall not exceed the fundamental emission level.			
▪ All amplitude of spurious emissions that are attenuated by more than 20 dB below the permissible value has no need to be reported.			
▪ Use the following spectrum analyzer settings:			
	▪ Set RBW=100 kHz for f < 1 GHz; VBW=3 * RBW; Sweep = auto; Detector function = peak; Trace = max hold.		
	▪ Set RBW = 1 MHz, VBW= 3MHz for f ≥ 1 GHz for peak measurement. For average measurement, refer as 1.1.4.		
▪ KDB 414788 Open-Field Test Sites and Chamber Correlation Justification.			
	▪ Based on FCC 15.31(f)(2): measurements may be performed at a distance closer than that		

Test Method	
	specified in regulations; however, an attempt should be made to avoid making measurements in the near field.
	▪ Open-field site and chamber correlation testing had been performed and chamber measured test result is the worst case test result.

3.5.4 Measurement Results Calculation

The measured Level is calculated using:
Corrected Reading: Raw(Read Level) + AF(Antenna Factor) + CL(Cable Loss) - PA(Preamp Factor)

3.5.5 Test Setup

Transmitter Radiated Unwanted Emissions

9kHz ~30MHz

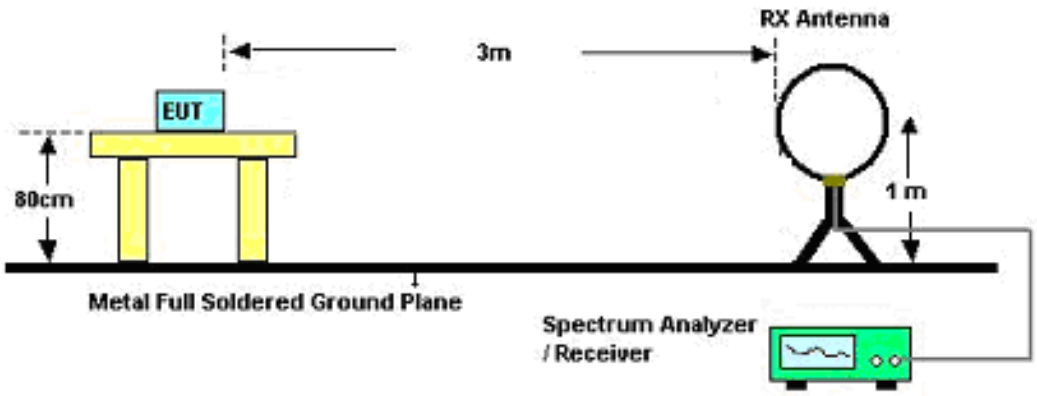

30MHz~1GHz

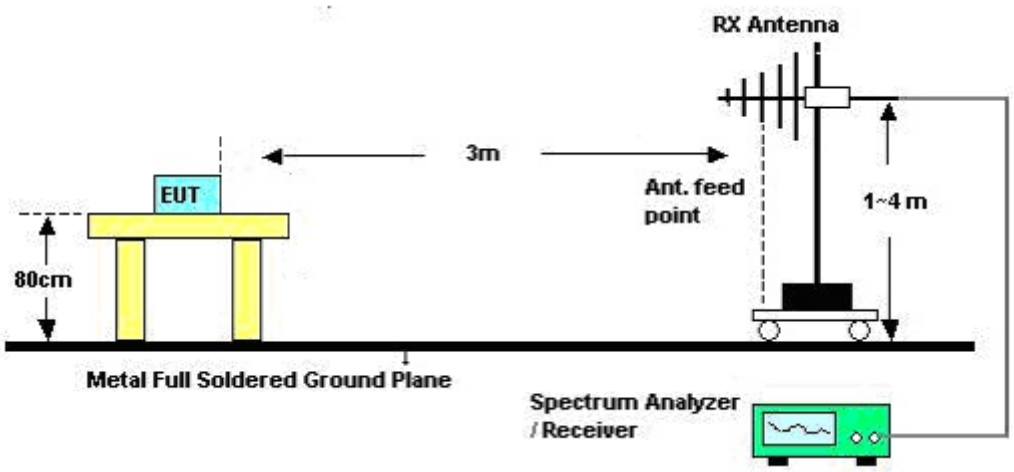

Above 1GHz

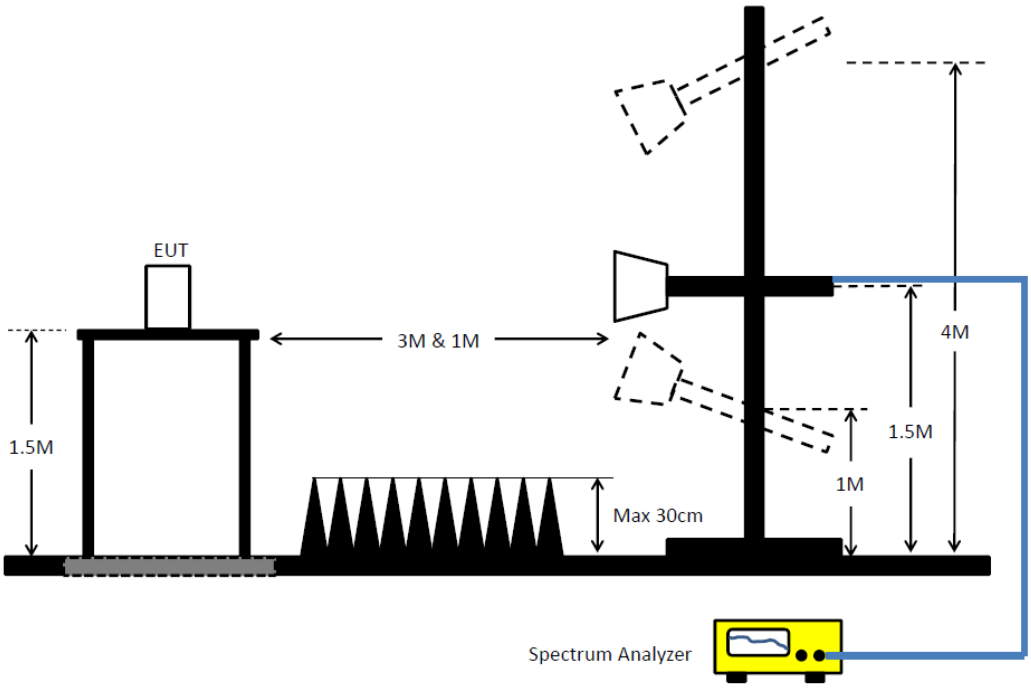

3.5.6 Transmitter Unwanted Emissions (Below 30MHz)

The amplitude of spurious emissions which are attenuated by more than 20dB below the permissible value has no need to be reported.

3.5.7 Test Result of Transmitter Unwanted Emissions

Refer as Appendix E

4 Test Equipment and Calibration Data

Instrument for AC Conduction

Instrument	Manufacturer /Brand	Model No.	Serial No.	Spec.	Calibration Date	Calibration Due Date
EMI Test Receiver	R&S	ESR	102051	9kHz ~ 3.6GHz	16/May/2023	15/May/2024
LISN(Artificial Mains Network)	SCHWARZBECK	NSLK 8127	8127477	9kHz ~ 30MHz	12/Apr/2024	11/Apr/2025
RF Cable 5m	TITAN	TITAN	CO04-cable-01	9 kHz~200MHz	27/Feb/2024	26/Feb/2025
Impuls Begrenzer Pulse Limiter	SCHWARZBECK	VTSD 9561-F	9561-F041	9kHz ~ 30MHz	18/Oct/2023	17/Oct/2024
Software	Sporton	SENSE-EMI	V5.11.3	-	NCR	NCR

NCR: No Calibration Required

Instrument for Radiated Test

Instrument	Manufacturer /Brand	Model No.	Serial No.	Spec.	Calibration Date	Calibration Due Date
3m Semi Anechoic Chamber	SIDT FRANKONIA	SAC-3M	03CH02-HY	30MHz~1GHz 3m	29/Jul/2023	28/Jul/2024
3m Semi Anechoic Chamber	SIDT FRANKONIA	SAC-3M	03CH02-HY	1GHz~18GHz 3m	28/Jul/2023	27/Jul/2024
EMI Test Receiver	R&S	ESR	102052	9kHz~3.6GHz	26/May/2023	25/May/2024
EMI Test Receiver	R&S	ESR	102052	9kHz~3.6GHz	03/May/2024	02/May/2025
Signal Analyzer	R&S	FSP 40	100593	9kHz~40GHz	11/Mar/2024	10/Mar/2025
Loop Antenna	TESEQ	HLA 6120	31244	9kHz~30MHz	19/Mar/2024	18/Mar/2025
Bilog Antenna & 5dB Attenuator	SCHAFFNER / MTJ	CBL 6112B / MTJ6102-05	2723/2	30MHz~1GHz	27/Aug/2023	26/Aug/2024
Double Ridged Guide Horn Antenna	SCHWARZBECK	BBHA 9120 D	02268	1GHz~18GHz	23/Sep/2023	22/Sep/2024
Broadband Horn Antenna	SCHWARZBECK	BBHA 9170	01248	18GHz~40GHz	21/Aug/2023	20/Aug/2024
RF Cable	MVE	400LL+SN 200207	03CH02-cable-02	9kHz~30MHz	19/Dec/2023	18/Dec/2024
RF Cable	MVE	400LL+SN 200207	03CH02-cable-02	30MHz~1GHz	19/Dec/2023	18/Dec/2024
RF Cable-R03m	HUBER+SUHNER	SUCOFLEX 104	03CH02-cable-01	1GHz~40GHz	15/Feb/2024	14/Feb/2025
Amplifier	Agilent	8447D	2944A11149	100kHz~1.3GHz	27/Jun/2023	26/Jun/2024
Microwave Preamplifier	Agilent	8449B	3008A02373	1GHz~26.5GHz	24/Oct/2023	23/Oct/2024
Amplifier	EM	EM18G40GA	060874	18GHz ~40GHz	15/Apr/2024	14/Apr/2025
SENSE-15407-NII	Sporton	V5.11.18	N/A	N/A	N/A	N/A

Instrument for Conducted Test

Instrument	Manufacturer /Brand	Model No.	Serial No.	Spec.	Calibration Date	Calibration Due Date
Signal Analyzer	R&S	FSV3044	101438	10Hz~44GHz	29/Nov/2023	28/Nov/2024
SMB100A Signal Generator	R&S	SMB100A	181147	100kHz~40GHz	20/Oct/2023	19/Oct/2024
Power Meter	Anritsu	ML2495A	0949003	300MHz~40GHz	17/Feb/2024	16/Feb/2025
Pulse Sensor	Anritsu	MA2411B	0917017	300MHz~40GHz	17/Feb/2024	16/Feb/2025
SENSE-15407_NII	Sporton	V5.11.19	N/A	N/A	N/A	N/A

Summary

Mode	Result	Type	Freq (Hz)	Level (dBuV)	Limit (dBuV)	Margin (dB)	Condition
Mode 1	Pass	QP	153.636k	47.67	65.81	-18.14	Line

Result

Mode	Result	Type	Freq (Hz)	Level (dBuV)	Limit (dBuV)	Margin (dB)	Condition
Mode 1	Pass	QP	153.636k	47.67	65.81	-18.14	Line
Mode 1	Pass	AV	153.636k	30.86	55.81	-24.95	Line
Mode 1	Pass	QP	216.567k	37.72	62.94	-25.22	Line
Mode 1	Pass	AV	216.567k	25.33	52.94	-27.61	Line
Mode 1	Pass	QP	473.588k	30.71	56.46	-25.75	Line
Mode 1	Pass	AV	473.588k	22.26	46.46	-24.20	Line
Mode 1	Pass	QP	1.613M	17.49	56.00	-38.51	Line
Mode 1	Pass	AV	1.613M	10.67	46.00	-35.33	Line
Mode 1	Pass	QP	5.538M	21.65	60.00	-38.35	Line
Mode 1	Pass	AV	5.538M	15.24	50.00	-34.76	Line
Mode 1	Pass	QP	17.346M	23.33	60.00	-36.67	Line
Mode 1	Pass	AV	17.346M	19.06	50.00	-30.94	Line
Mode 1	Pass	QP	165.082k	41.88	65.20	-23.32	Neutral
Mode 1	Pass	AV	165.082k	24.66	55.20	-30.54	Neutral
Mode 1	Pass	QP	471.701k	27.58	56.48	-28.90	Neutral
Mode 1	Pass	AV	471.701k	20.85	46.48	-25.63	Neutral
Mode 1	Pass	QP	1.6M	14.20	56.00	-41.80	Neutral
Mode 1	Pass	AV	1.6M	10.07	46.00	-35.93	Neutral
Mode 1	Pass	QP	5.56M	19.35	60.00	-40.65	Neutral
Mode 1	Pass	AV	5.56M	13.57	50.00	-36.43	Neutral
Mode 1	Pass	QP	10.744M	21.34	60.00	-38.66	Neutral
Mode 1	Pass	AV	10.744M	15.28	50.00	-34.72	Neutral
Mode 1	Pass	QP	17.346M	23.20	60.00	-36.80	Neutral
Mode 1	Pass	AV	17.346M	18.62	50.00	-31.38	Neutral

Conducted Emissions at Powerline_Mode 1

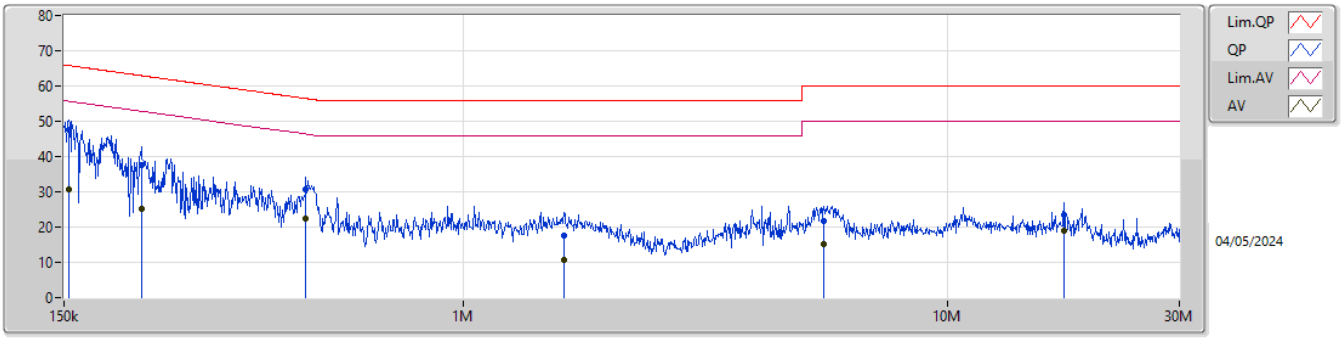

Type	Freq	Level	Limit	Margin	Factor	Condition	Comment	Raw	LISN	CL	AT
	(Hz)	(dBuV)	(dBuV)	(dB)	(dB)			(dBuV)	(dB)	(dB)	(dB)
QP	153.636k	47.67	65.81	-18.14	9.86	Line	-	37.81	0.04	0.07	9.75
AV	153.636k	30.86	55.81	-24.95	9.86	Line	-	21.00	0.04	0.07	9.75
QP	216.567k	37.72	62.94	-25.22	9.82	Line	-	27.90	0.04	0.09	9.69
AV	216.567k	25.33	52.94	-27.61	9.82	Line	-	15.51	0.04	0.09	9.69
QP	473.588k	30.71	56.46	-25.75	9.93	Line	-	20.78	0.05	0.11	9.77
AV	473.588k	22.26	46.46	-24.20	9.93	Line	-	12.33	0.05	0.11	9.77
QP	1.613M	17.49	56.00	-38.51	9.97	Line	-	7.52	0.07	0.10	9.80
AV	1.613M	10.67	46.00	-35.33	9.97	Line	-	0.70	0.07	0.10	9.80
QP	5.538M	21.65	60.00	-38.35	9.99	Line	-	11.66	0.14	0.06	9.79
AV	5.538M	15.24	50.00	-34.76	9.99	Line	-	5.25	0.14	0.06	9.79
QP	17.346M	23.33	60.00	-36.67	10.23	Line	-	13.10	0.29	0.11	9.83
AV	17.346M	19.06	50.00	-30.94	10.23	Line	-	8.83	0.29	0.11	9.83

Conducted Emissions at Powerline_Mode 1

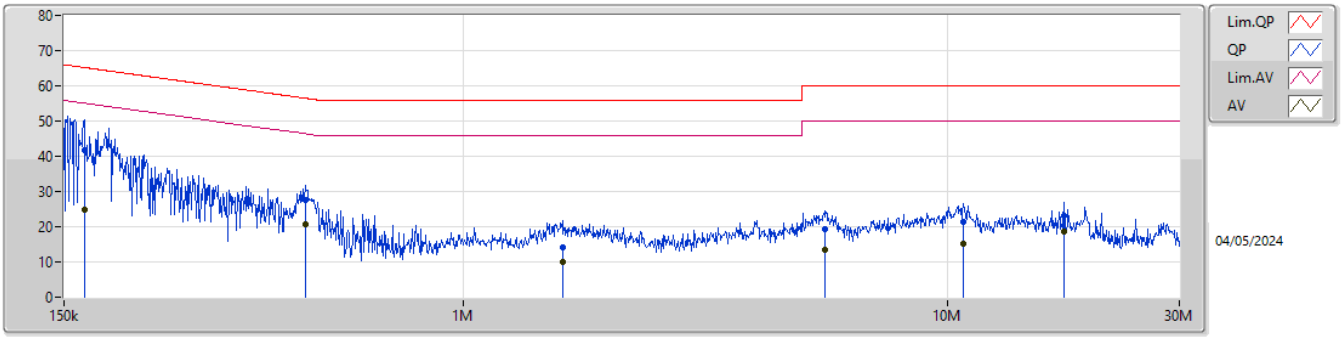

Type	Freq	Level	Limit	Margin	Factor	Condition	Comment	Raw	LISN	CL	AT
	(Hz)	(dBuV)	(dBuV)	(dB)	(dB)			(dBuV)	(dB)	(dB)	(dB)
QP	165.082k	41.88	65.20	-23.32	9.86	Neutral	-	32.02	0.06	0.07	9.73
AV	165.082k	24.66	55.20	-30.54	9.86	Neutral	-	14.80	0.06	0.07	9.73
QP	471.701k	27.58	56.48	-28.90	9.95	Neutral	-	17.63	0.07	0.11	9.77
AV	471.701k	20.85	46.48	-25.63	9.95	Neutral	-	10.90	0.07	0.11	9.77
QP	1.6M	14.20	56.00	-41.80	9.99	Neutral	-	4.21	0.09	0.10	9.80
AV	1.6M	10.07	46.00	-35.93	9.99	Neutral	-	0.08	0.09	0.10	9.80
QP	5.56M	19.35	60.00	-40.65	10.03	Neutral	-	9.32	0.18	0.06	9.79
AV	5.56M	13.57	50.00	-36.43	10.03	Neutral	-	3.54	0.18	0.06	9.79
QP	10.744M	21.34	60.00	-38.66	10.13	Neutral	-	11.21	0.27	0.06	9.80
AV	10.744M	15.28	50.00	-34.72	10.13	Neutral	-	5.15	0.27	0.06	9.80
QP	17.346M	23.20	60.00	-36.80	10.30	Neutral	-	12.90	0.36	0.11	9.83
AV	17.346M	18.62	50.00	-31.38	10.30	Neutral	-	8.32	0.36	0.11	9.83

Summary

Mode	Max-N dB (Hz)	Max-OBW (Hz)	ITU-Code	Min-N dB (Hz)	Min-OBW (Hz)
5.15-5.25GHz	-	-	-	-	-
802.11a_Nss1,(6Mbps)_1TX	18.645M	16.404M	16M4D1D	18.26M	16.382M
802.11n HT20_Nss1,(MCS0)_1TX	31.515M	17.663M	17M7D1D	25.245M	17.613M
802.11ac VHT20_Nss1,(MCS0)_1TX	33.77M	17.645M	17M6D1D	23.375M	17.618M
802.11ax HEW20_Nss1,(MCS0)_1TX	33.165M	18.94M	18M9D1D	20.625M	18.893M
5.25-5.35GHz	-	-	-	-	-
802.11a_Nss1,(6Mbps)_1TX	31.515M	16.448M	16M4D1D	18.15M	16.382M
802.11n HT20_Nss1,(MCS0)_1TX	33.055M	17.652M	17M7D1D	19.25M	17.547M
802.11ac VHT20_Nss1,(MCS0)_1TX	27.775M	17.714M	17M7D1D	19.36M	17.577M
802.11ax HEW20_Nss1,(MCS0)_1TX	31.295M	18.949M	18M9D1D	19.745M	18.847M
5.47-5.725GHz	-	-	-	-	-
802.11a_Nss1,(6Mbps)_1TX	31.625M	16.404M	16M4D1D	14.355M	13.208M
802.11n HT20_Nss1,(MCS0)_1TX	31.735M	17.692M	17M7D1D	14.595M	13.846M
802.11ac VHT20_Nss1,(MCS0)_1TX	32.78M	17.718M	17M7D1D	14.625M	13.841M
802.11ax HEW20_Nss1,(MCS0)_1TX	33.66M	18.93M	18M9D1D	14.865M	14.456M
5.725-5.85GHz	-	-	-	-	-
802.11a_Nss1,(6Mbps)_1TX	16.39M	16.448M	16M4D1D	3.18M	3.238M
802.11n HT20_Nss1,(MCS0)_1TX	17.655M	17.703M	17M7D1D	4.3M	4.438M
802.11ac VHT20_Nss1,(MCS0)_1TX	17.6M	17.699M	17M7D1D	3.72M	3.802M
802.11ax HEW20_Nss1,(MCS0)_1TX	18.81M	18.945M	18M9D1D	4.4M	4.437M
5.85-5.895GHz	-	-	-	-	-
802.11a_Nss1,(6Mbps)_1TX	16.445M	16.448M	16M4D1D	16.335M	16.426M
802.11n HT20_Nss1,(MCS0)_1TX	17.655M	17.673M	17M7D1D	17.325M	17.626M
802.11ac VHT20_Nss1,(MCS0)_1TX	17.655M	17.669M	17M7D1D	17.6M	17.645M
802.11ax HEW20_Nss1,(MCS0)_1TX	19.03M	18.964M	19M0D1D	18.975M	18.922M

Max-N dB = Maximum 6dB down bandwidth for 5.725-5.85GHz band / Maximum 26dB down bandwidth for other band;
Max-OBW = Maximum 99% occupied bandwidth;
Min-N dB = Minimum 6dB down bandwidth for 5.725-5.85GHz band / Maximum 26dB down bandwidth for other band;
Min-OBW = Minimum 99% occupied bandwidth

Result

Mode	Result	Limit (Hz)	Port 1-N dB (Hz)	Port 1-OBW (Hz)
802.11a_Nss1,(6Mbps)_1TX	-	-	-	-
5180MHz	Pass	Inf	18.645M	16.404M
5200MHz	Pass	Inf	18.26M	16.404M
5240MHz	Pass	Inf	18.535M	16.382M
5260MHz	Pass	Inf	31.515M	16.426M
5300MHz	Pass	Inf	28.985M	16.448M
5320MHz	Pass	Inf	18.15M	16.382M
5500MHz	Pass	Inf	31.35M	16.404M
5580MHz	Pass	Inf	31.625M	16.404M
5700MHz	Pass	Inf	18.15M	16.382M
5720MHz Straddle 5.47-5.725GHz	Pass	Inf	14.355M	13.208M
5720MHz Straddle 5.725-5.85GHz	Pass	500k	3.18M	3.238M
5745MHz	Pass	500k	16.39M	16.448M
5785MHz	Pass	500k	16.28M	16.448M
5825MHz	Pass	500k	16.225M	16.404M
5845MHz	Pass	500k	16.335M	16.448M
5865MHz	Pass	500k	16.445M	16.426M
5885MHz	Pass	500k	16.335M	16.426M
802.11n HT20_Nss1,(MCS0)_1TX	-	-	-	-
5180MHz	Pass	Inf	25.245M	17.663M
5200MHz	Pass	Inf	30.25M	17.642M
5240MHz	Pass	Inf	31.515M	17.613M
5260MHz	Pass	Inf	33.055M	17.645M
5300MHz	Pass	Inf	29.975M	17.652M
5320MHz	Pass	Inf	19.25M	17.547M
5500MHz	Pass	Inf	29.755M	17.653M
5580MHz	Pass	Inf	31.735M	17.692M
5700MHz	Pass	Inf	19.14M	17.563M
5720MHz Straddle 5.47-5.725GHz	Pass	Inf	14.595M	13.846M
5720MHz Straddle 5.725-5.85GHz	Pass	500k	4.3M	4.438M
5745MHz	Pass	500k	17.655M	17.66M
5785MHz	Pass	500k	17.655M	17.703M
5825MHz	Pass	500k	17.655M	17.668M
5845MHz	Pass	500k	17.6M	17.626M
5865MHz	Pass	500k	17.325M	17.673M
5885MHz	Pass	500k	17.655M	17.653M
802.11ac VHT20_Nss1,(MCS0)_1TX	-	-	-	-
5180MHz	Pass	Inf	31.35M	17.645M
5200MHz	Pass	Inf	33.77M	17.628M
5240MHz	Pass	Inf	23.375M	17.618M
5260MHz	Pass	Inf	25.465M	17.655M
5300MHz	Pass	Inf	27.775M	17.714M
5320MHz	Pass	Inf	19.36M	17.577M
5500MHz	Pass	Inf	32.56M	17.67M
5580MHz	Pass	Inf	32.78M	17.718M
5700MHz	Pass	Inf	19.36M	17.551M
5720MHz Straddle 5.47-5.725GHz	Pass	Inf	14.625M	13.841M
5720MHz Straddle 5.725-5.85GHz	Pass	500k	3.72M	3.802M
5745MHz	Pass	500k	17.6M	17.667M
5785MHz	Pass	500k	17.545M	17.688M
5825MHz	Pass	500k	17.6M	17.699M
5845MHz	Pass	500k	17.655M	17.658M
5865MHz	Pass	500k	17.655M	17.645M
5885MHz	Pass	500k	17.6M	17.669M
802.11ax HEW20_Nss1,(MCS0)_1TX	-	-	-	-

Mode	Result	Limit (Hz)	Port 1-N dB (Hz)	Port 1-OBW (Hz)
5180MHz	Pass	Inf	33.11M	18.94M
5200MHz	Pass	Inf	20.625M	18.917M
5240MHz	Pass	Inf	33.165M	18.893M
5260MHz	Pass	Inf	27.17M	18.949M
5300MHz	Pass	Inf	31.295M	18.928M
5320MHz	Pass	Inf	19.745M	18.847M
5500MHz	Pass	Inf	27.94M	18.903M
5580MHz	Pass	Inf	33.66M	18.93M
5700MHz	Pass	Inf	20.35M	18.84M
5720MHz Straddle 5.47-5.725GHz	Pass	Inf	14.865M	14.456M
5720MHz Straddle 5.725-5.85GHz	Pass	500k	4.4M	4.437M
5745MHz	Pass	500k	17.325M	18.945M
5785MHz	Pass	500k	18.81M	18.941M
5825MHz	Pass	500k	18.15M	18.889M
5845MHz	Pass	500k	19.03M	18.922M
5865MHz	Pass	500k	19.03M	18.964M
5885MHz	Pass	500k	18.975M	18.929M

Port X-N dB = Port X 6dB down bandwidth for 5.725-5.85GHz band / 26dB down bandwidth for other band
Port X-OBW = Port X 99% occupied bandwidth

5.15-5.25GHz_802.11a_Nss1,(6Mbps)_1TX **EBW**

5180MHz

25/06/2024

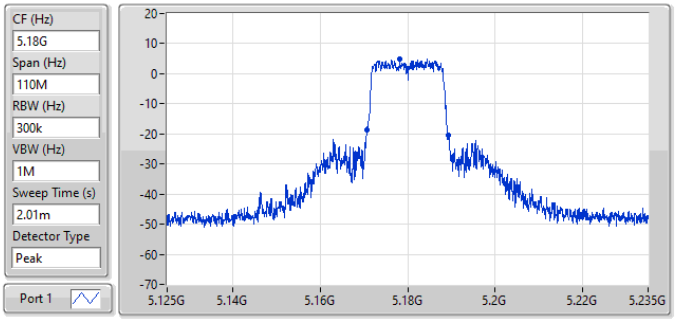

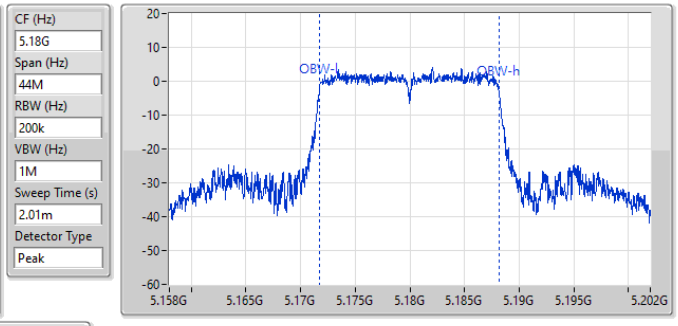

26dB(Hz)	Fl-26dB(Hz)	Fh-26dB(Hz)	OBW(Hz)	Fl-OBW(Hz)	Fh-OBW(Hz)	Limit(Hz)	Port
18.645M	5.170595G	5.18924G	16.404M	5.171732G	5.188136G	Inf	1

5.15-5.25GHz_802.11n HT20_Nss1,(MCS0)_1TX **EBW**

5240MHz

25/06/2024

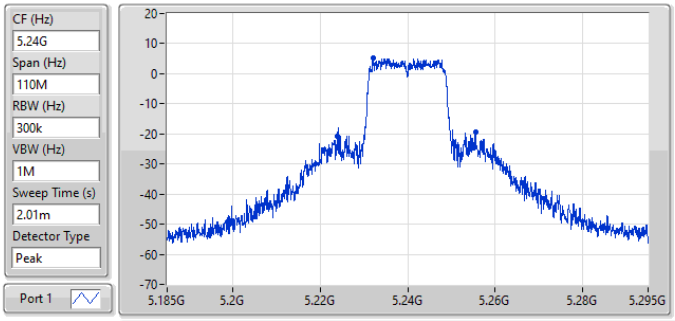

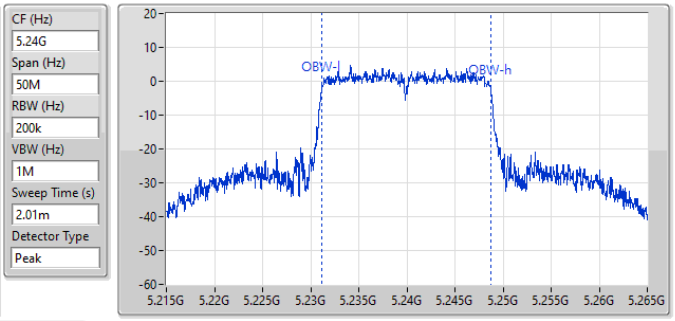

26dB(Hz)	Fl-26dB(Hz)	Fh-26dB(Hz)	OBW(Hz)	Fl-OBW(Hz)	Fh-OBW(Hz)	Limit(Hz)	Port
31.515M	5.223995G	5.25551G	17.613M	5.231127G	5.24874G	Inf	1

5.15-5.25GHz_802.11ac VHT20_Nss1,(MCS0)_1TX **EBW**

5200MHz

25/06/2024

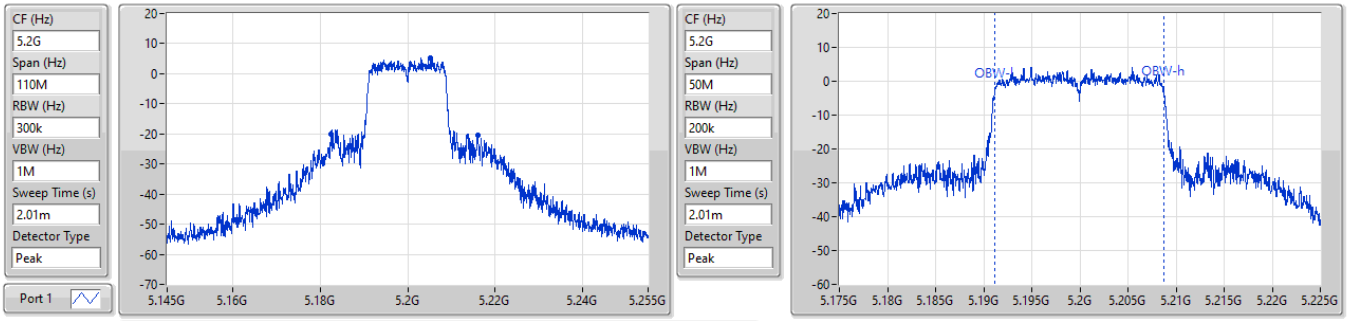

26dB(Hz)	Fl-26dB(Hz)	Fh-26dB(Hz)	OBW(Hz)	Fl-OBW(Hz)	Fh-OBW(Hz)	Limit(Hz)	Port
33.77M	5.1824G	5.21617G	17.628M	5.191111G	5.208739G	Inf	1

5.15-5.25GHz_802.11ax HEW20_Nss1,(MCS0)_1TX **EBW**

5240MHz

25/06/2024

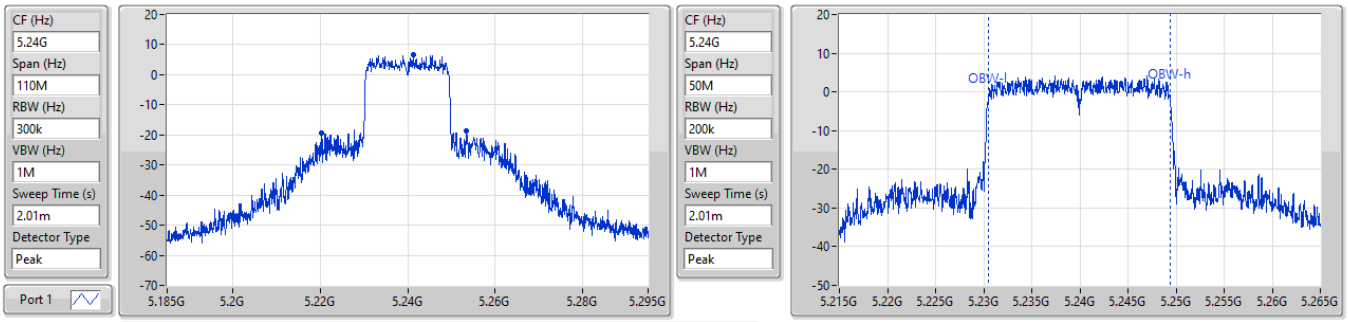

26dB(Hz)	Fl-26dB(Hz)	Fh-26dB(Hz)	OBW(Hz)	Fl-OBW(Hz)	Fh-OBW(Hz)	Limit(Hz)	Port
33.165M	5.22031G	5.253475G	18.893M	5.230481G	5.249374G	Inf	1

5.25-5.35GHz_802.11a_Nss1,(6Mbps)_1TX **EBW**

5260MHz

25/06/2024

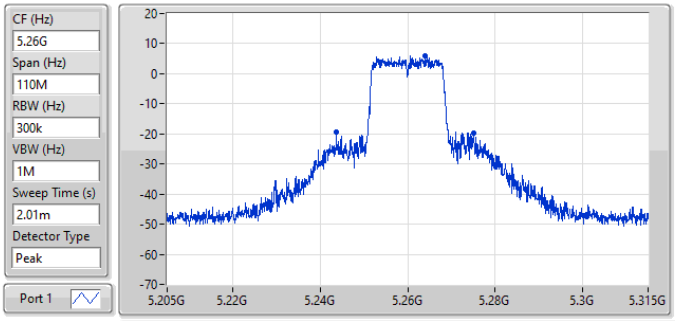

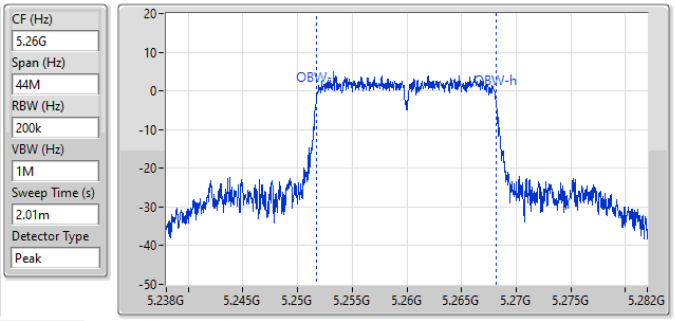

26dB(Hz)	Fl-26dB(Hz)	Fh-26dB(Hz)	OBW(Hz)	Fl-OBW(Hz)	Fh-OBW(Hz)	Limit(Hz)	Port
31.515M	5.243665G	5.27518G	16.426M	5.25171G	5.268136G	Inf	1

5.25-5.35GHz_802.11n HT20_Nss1,(MCS0)_1TX **EBW**

5260MHz

25/06/2024

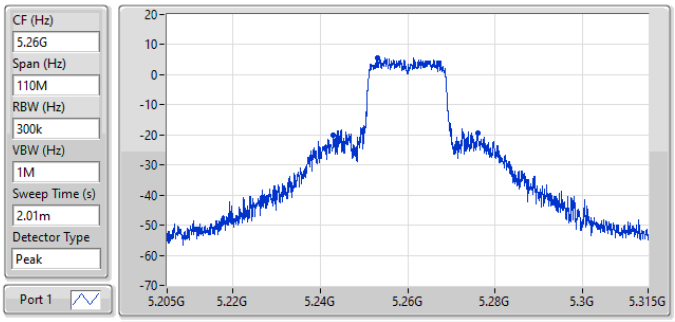

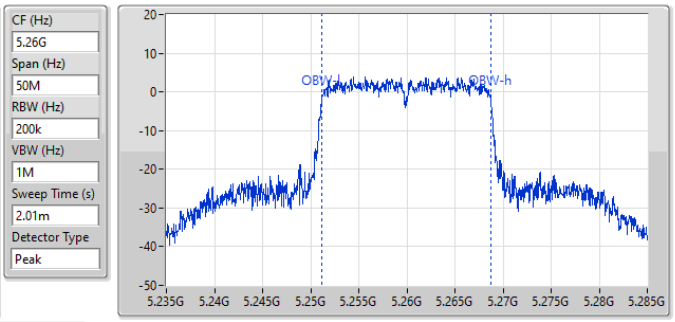

26dB(Hz)	Fl-26dB(Hz)	Fh-26dB(Hz)	OBW(Hz)	Fl-OBW(Hz)	Fh-OBW(Hz)	Limit(Hz)	Port
33.055M	5.243005G	5.27606G	17.645M	5.251103G	5.268748G	Inf	1

5.25-5.35GHz_802.11ac VHT20_Nss1,(MCS0)_1TX **EBW**

5300MHz

25/06/2024

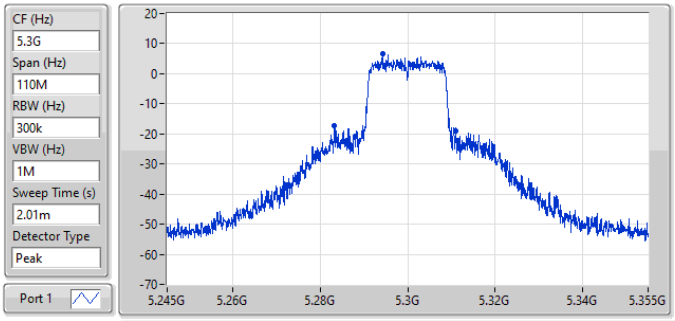

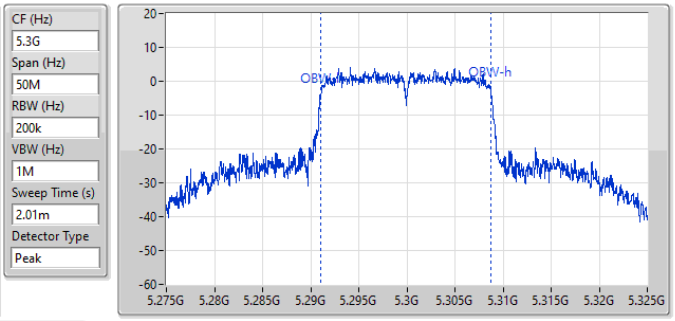

26dB(Hz)	Fl-26dB(Hz)	Fh-26dB(Hz)	OBW(Hz)	Fl-OBW(Hz)	Fh-OBW(Hz)	Limit(Hz)	Port
27.775M	5.28328G	5.311055G	17.714M	5.291046G	5.30876G	Inf	1

5.25-5.35GHz_802.11ax HEW20_Nss1,(MCS0)_1TX **EBW**

5300MHz

25/06/2024

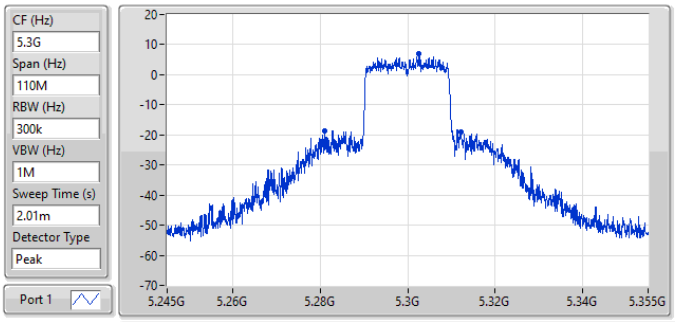

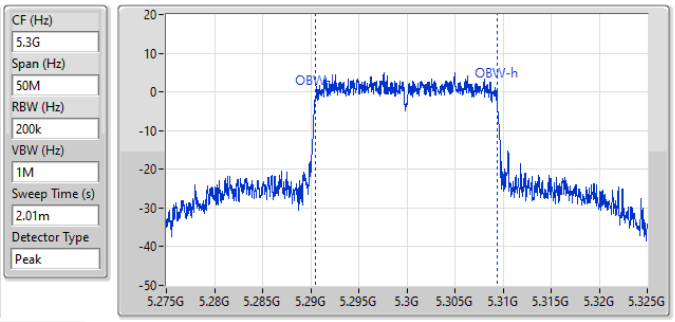

26dB(Hz)	Fl-26dB(Hz)	Fh-26dB(Hz)	OBW(Hz)	Fl-OBW(Hz)	Fh-OBW(Hz)	Limit(Hz)	Port
31.295M	5.28097G	5.312265G	18.928M	5.290458G	5.309387G	Inf	1

5.47-5.725GHz_802.11a_Nss1,(6Mbps)_1TX **EBW**

5580MHz

25/06/2024

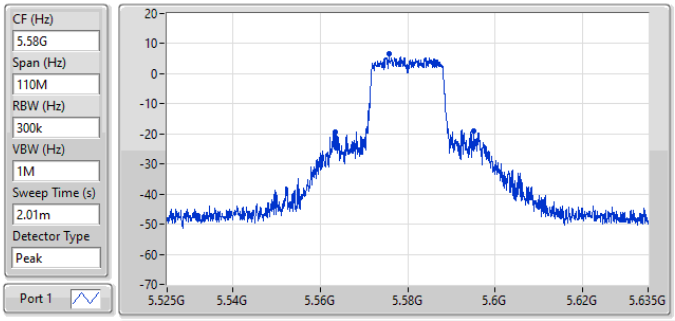

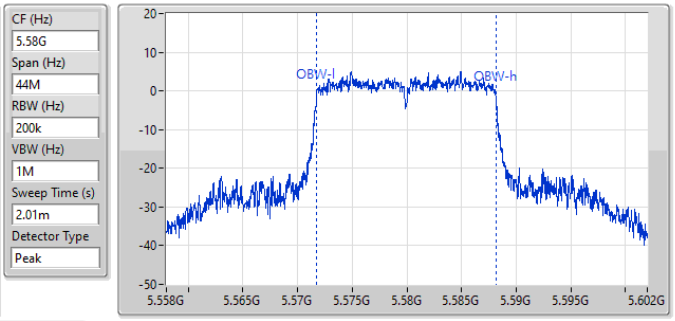

26dB(Hz)	Fl-26dB(Hz)	Fh-26dB(Hz)	OBW(Hz)	Fl-OBW(Hz)	Fh-OBW(Hz)	Limit(Hz)	Port
31.625M	5.5635G	5.595125G	16.404M	5.571732G	5.588136G	Inf	1

5.47-5.725GHz_802.11n HT20_Nss1,(MCS0)_1TX **EBW**

5580MHz

25/06/2024

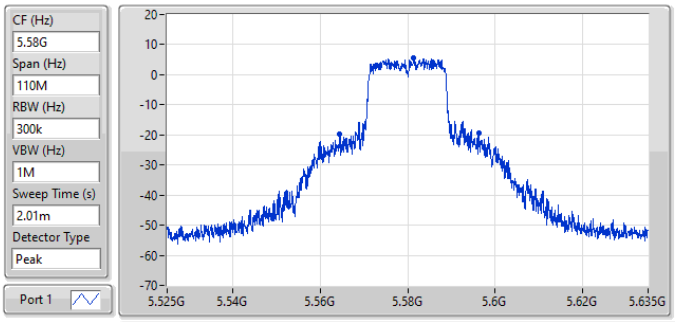

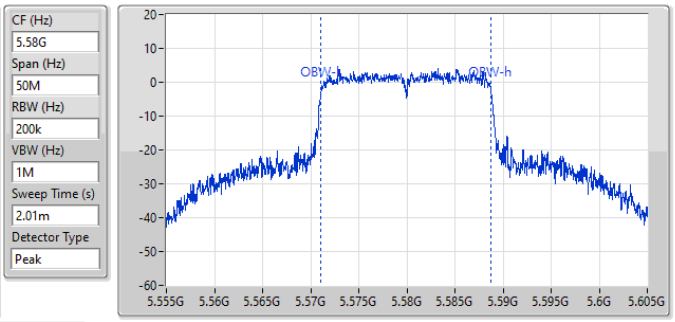

26dB(Hz)	Fl-26dB(Hz)	Fh-26dB(Hz)	OBW(Hz)	Fl-OBW(Hz)	Fh-OBW(Hz)	Limit(Hz)	Port
31.735M	5.56449G	5.596225G	17.692M	5.571082G	5.588773G	Inf	1

5.47-5.725GHz_802.11ac VHT20_Nss1,(MCS0)_1TX **EBW**

5580MHz

25/06/2024

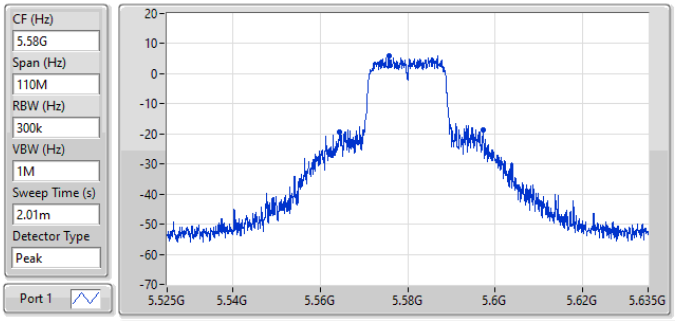

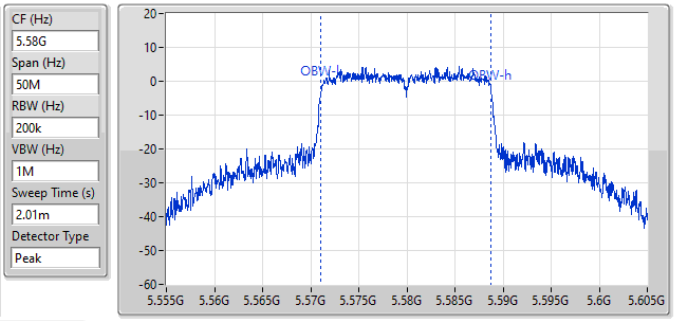

26dB(Hz)	Fl-26dB(Hz)	Fh-26dB(Hz)	OBW(Hz)	Fl-OBW(Hz)	Fh-OBW(Hz)	Limit(Hz)	Port
32.78M	5.56449G	5.59727G	17.718M	5.571067G	5.588785G	Inf	1

5.47-5.725GHz_802.11ax HEW20_Nss1,(MCS0)_1TX **EBW**

5580MHz

25/06/2024

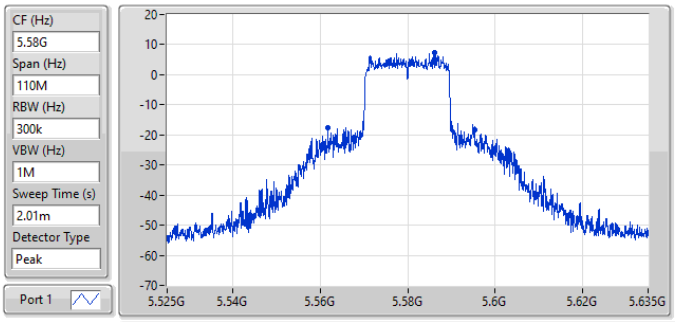

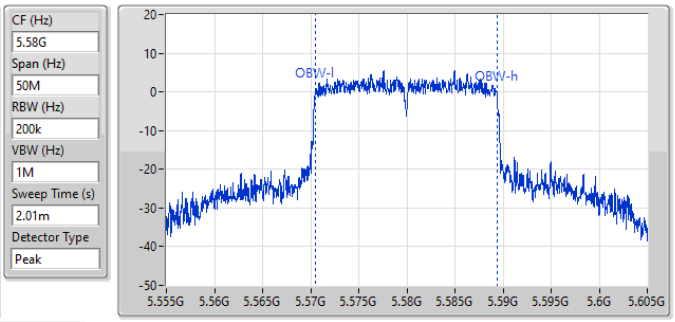

26dB(Hz)	Fl-26dB(Hz)	Fh-26dB(Hz)	OBW(Hz)	Fl-OBW(Hz)	Fh-OBW(Hz)	Limit(Hz)	Port
33.66M	5.561685G	5.595345G	18.93M	5.570454G	5.589384G	Inf	1

5.725-5.85GHz_802.11a_Nss1,(6Mbps)_1TX **EBW**

5745MHz

25/06/2024

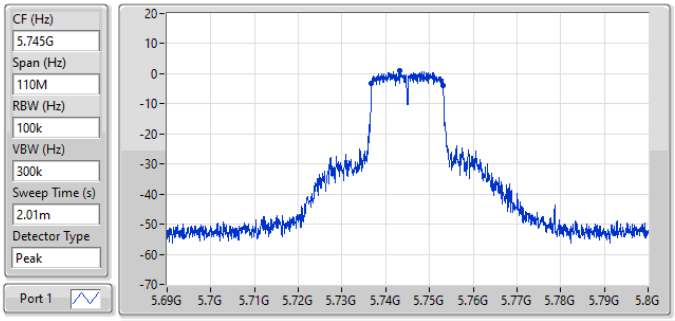

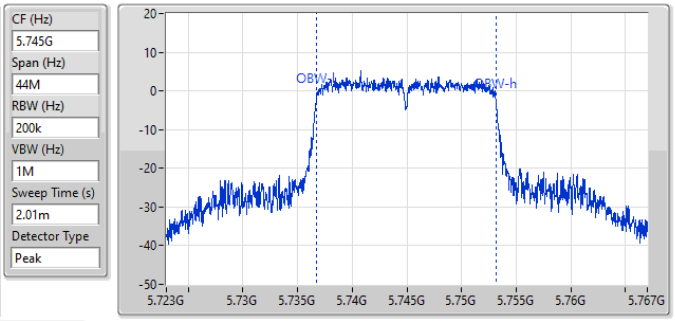

6dB(Hz)	Fl-6dB(Hz)	Fh-6dB(Hz)	OBW(Hz)	Fl-OBW(Hz)	Fh-OBW(Hz)	Limit(Hz)	Port
16.39M	5.73675G	5.75314G	16.448M	5.73671G	5.753158G	500k	1

5.725-5.85GHz_802.11a_Nss1,(6Mbps)_1TX **EBW**

5745MHz

25/06/2024

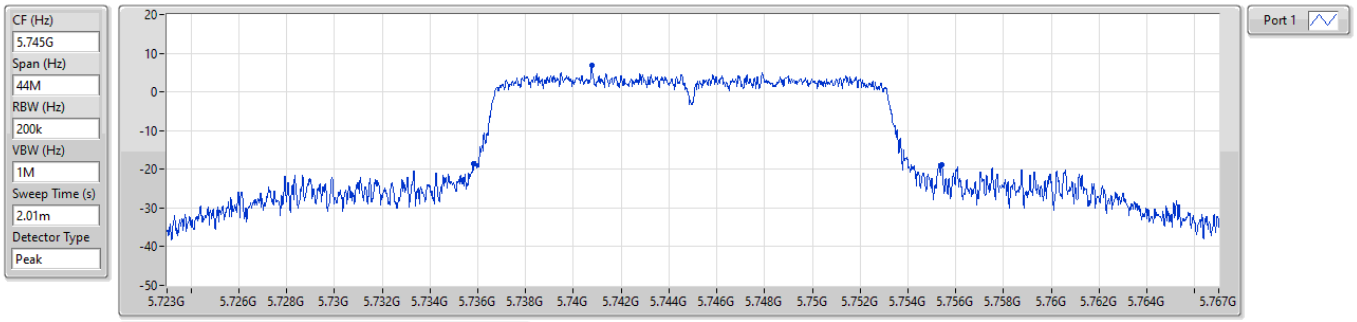

26dB(Hz)	Fl-26dB(Hz)	Fh-26dB(Hz)	Limit(Hz)	Port
19.602M	5.735826G	5.755428G	Inf	1

5.725-5.85GHz_802.11n HT20_Nss1,(MCS0)_1TX **EBW**

5745MHz

25/06/2024

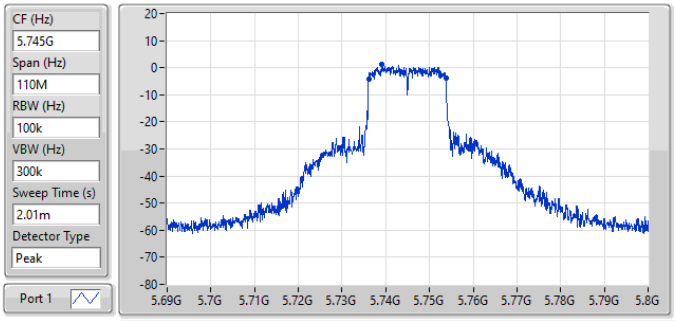

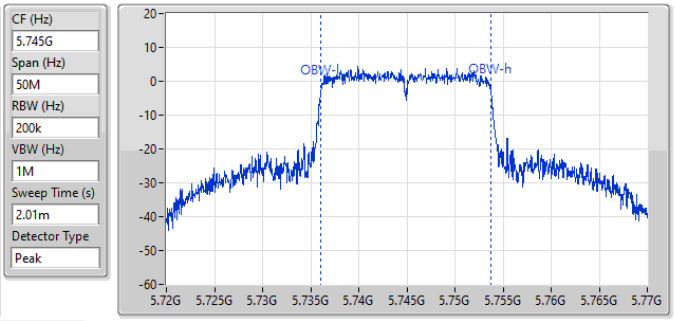

6dB(Hz)	Fl-6dB(Hz)	Fh-6dB(Hz)	OBW(Hz)	Fl-OBW(Hz)	Fh-OBW(Hz)	Limit(Hz)	Port
17.655M	5.73609G	5.753745G	17.66M	5.736079G	5.753739G	500k	1

5.725-5.85GHz_802.11n HT20_Nss1,(MCS0)_1TX **EBW**

5745MHz

25/06/2024

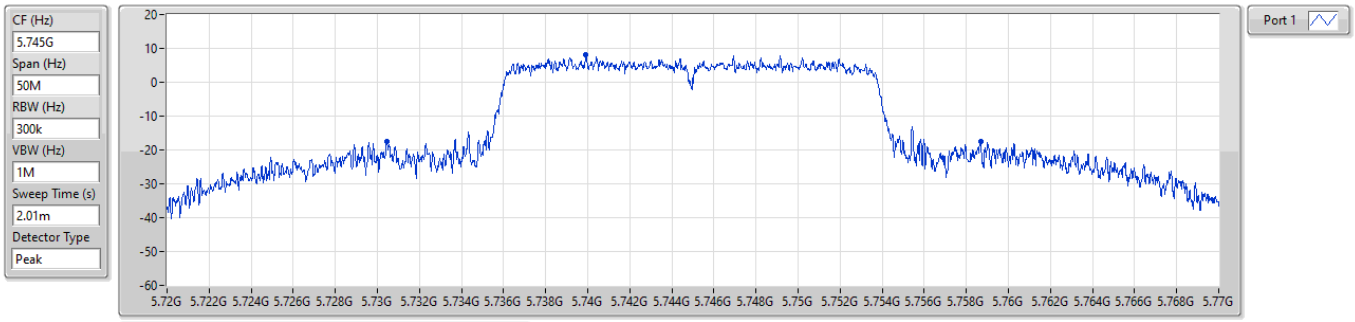

26dB(Hz)	Fl-26dB(Hz)	Fh-26dB(Hz)	Limit(Hz)	Port
28.225M	5.73045G	5.758675G	Inf	1

5.725-5.85GHz_802.11ac VHT20_Nss1,(MCS0)_1TX **EBW**

5745MHz

25/06/2024

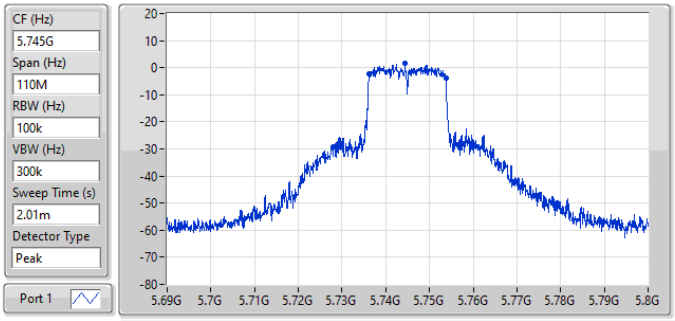

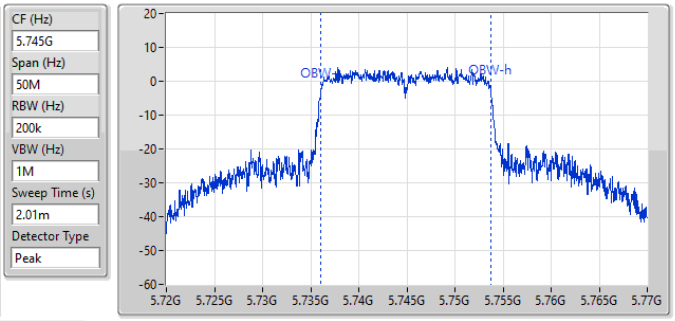

6dB(Hz)	Fl-6dB(Hz)	Fh-6dB(Hz)	OBW(Hz)	Fl-OBW(Hz)	Fh-OBW(Hz)	Limit(Hz)	Port
17.6M	5.736145G	5.753745G	17.667M	5.736064G	5.753731G	500k	1

5.725-5.85GHz_802.11ac VHT20_Nss1,(MCS0)_1TX **EBW**

5745MHz

25/06/2024

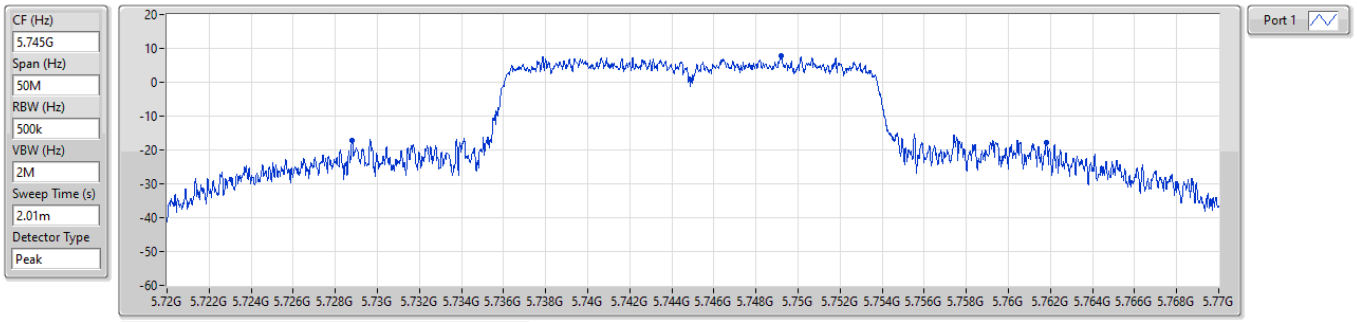

26dB(Hz)	Fl-26dB(Hz)	Fh-26dB(Hz)	Limit(Hz)	Port
33.05M	5.728775G	5.761825G	Inf	1

5.725-5.85GHz_802.11ax HEW20_Nss1,(MCS0)_1TX **EBW**

5785MHz

25/06/2024

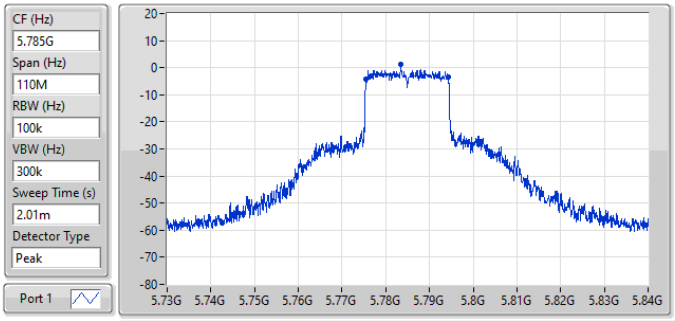

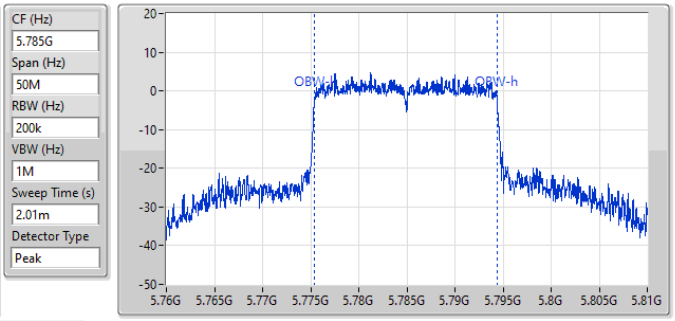

6dB(Hz)	Fl-6dB(Hz)	Fh-6dB(Hz)	OBW(Hz)	Fl-OBW(Hz)	Fh-OBW(Hz)	Limit(Hz)	Port
18.81M	5.77543G	5.79424G	18.941M	5.775423G	5.794364G	500k	1

5.725-5.85GHz_802.11ax HEW20_Nss1,(MCS0)_1TX **EBW**

5785MHz

25/06/2024

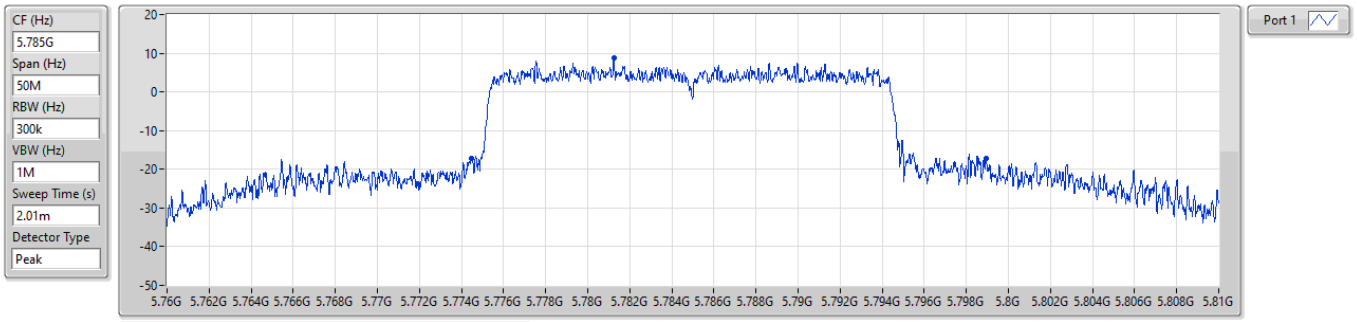

26dB(Hz)	Fl-26dB(Hz)	Fh-26dB(Hz)	Limit(Hz)	Port
24.475M	5.774475G	5.79895G	Inf	1

5.85-5.895GHz_802.11a_Nss1,(6Mbps)_1TX **EBW**

5865MHz

25/06/2024

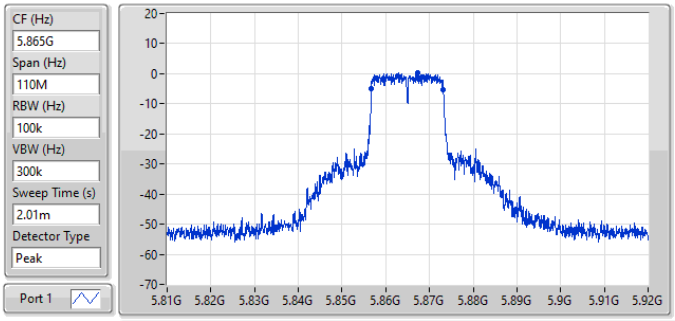

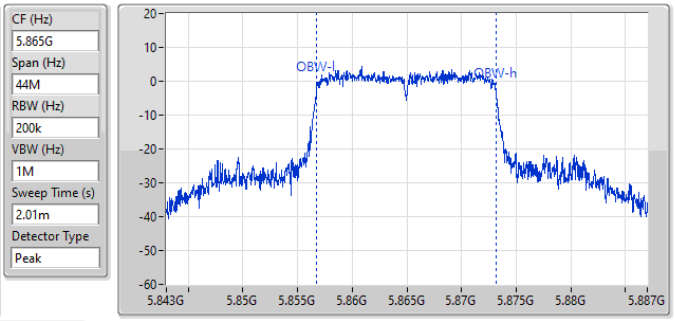

6dB(Hz)	Fl-6dB(Hz)	Fh-6dB(Hz)	OBW(Hz)	Fl-OBW(Hz)	Fh-OBW(Hz)	Limit(Hz)	Port
16.445M	5.856695G	5.87314G	16.426M	5.856732G	5.873158G	500k	1

5.85-5.895GHz_802.11a_Nss1,(6Mbps)_1TX **EBW**

5865MHz

25/06/2024

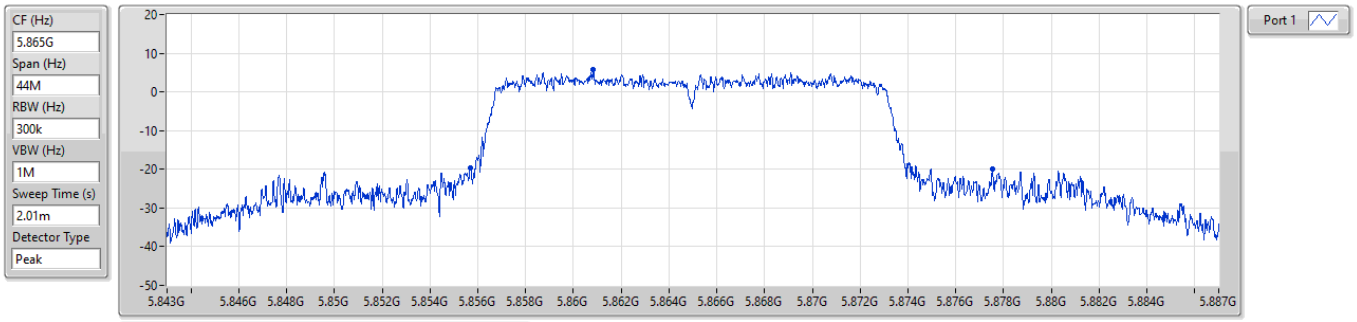

26dB(Hz)	Fl-26dB(Hz)	Fh-26dB(Hz)	Limit(Hz)	Port
21.868M	5.855672G	5.87754G	Inf	1

5.85-5.895GHz_802.11n HT20_Nss1,(MCS0)_1TX **EBW**

5885MHz

25/06/2024

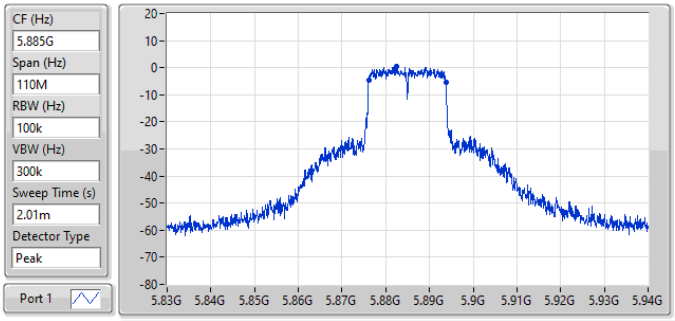

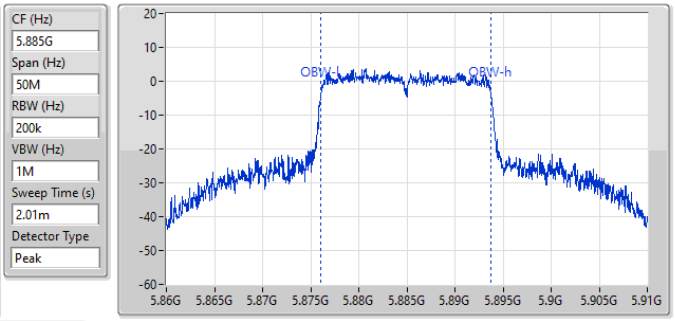

6dB(Hz)	Fl-6dB(Hz)	Fh-6dB(Hz)	OBW(Hz)	Fl-OBW(Hz)	Fh-OBW(Hz)	Limit(Hz)	Port
17.655M	5.87609G	5.893745G	17.653M	5.876085G	5.893739G	500k	1

5.85-5.895GHz_802.11n HT20_Nss1,(MCS0)_1TX **EBW**

5885MHz

25/06/2024

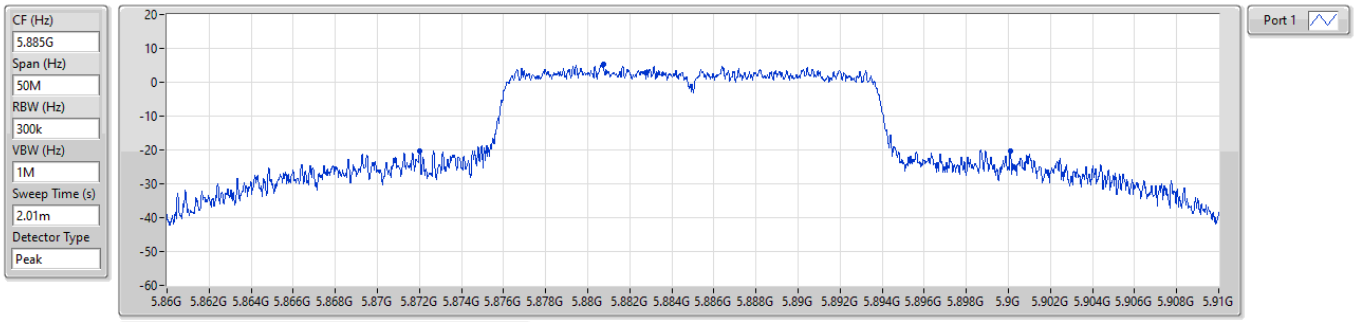

26dB(Hz)	Fl-26dB(Hz)	Fh-26dB(Hz)	Limit(Hz)	Port
28.1M	5.872G	5.9001G	Inf	1

5.85-5.895GHz_802.11ac VHT20_Nss1,(MCS0)_1TX **EBW**

5845MHz

25/06/2024

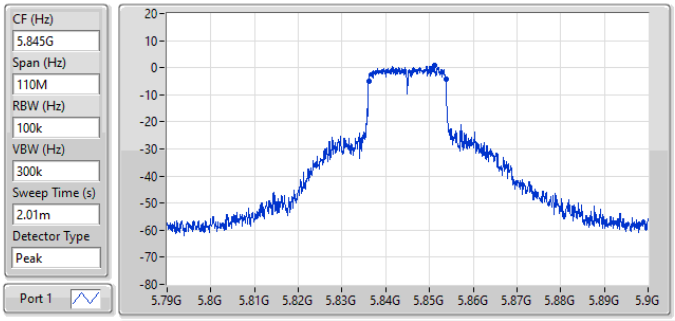

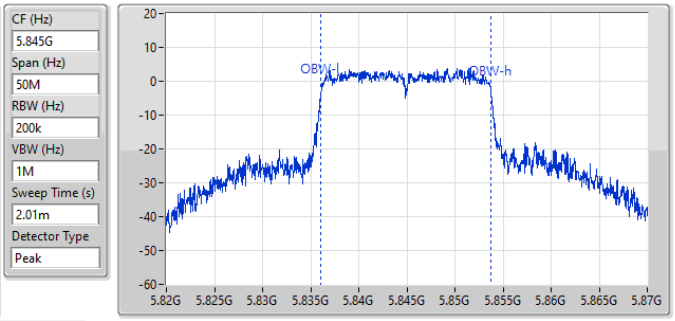

6dB(Hz)	Fl-6dB(Hz)	Fh-6dB(Hz)	OBW(Hz)	Fl-OBW(Hz)	Fh-OBW(Hz)	Limit(Hz)	Port
17.655M	5.83609G	5.853745G	17.658M	5.836093G	5.853751G	500k	1

5.85-5.895GHz_802.11ac VHT20_Nss1,(MCS0)_1TX **EBW**

5845MHz

25/06/2024

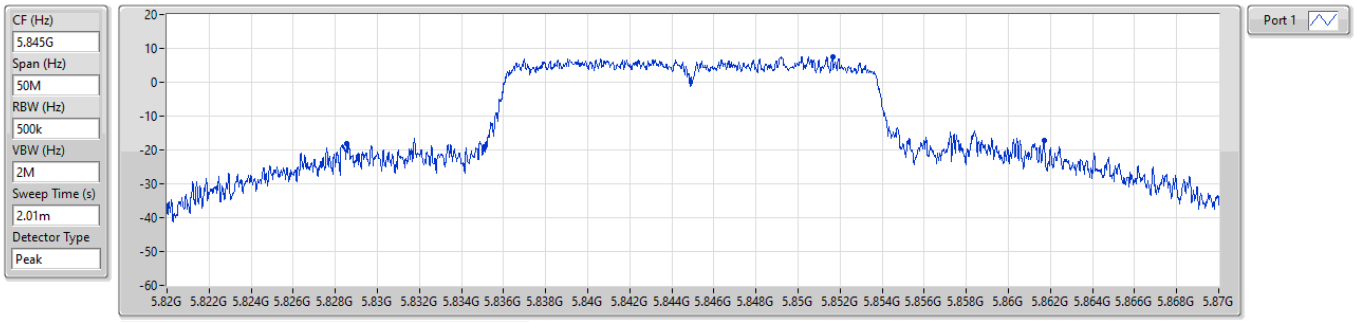

26dB(Hz)	Fl-26dB(Hz)	Fh-26dB(Hz)	Limit(Hz)	Port
33.15M	5.82855G	5.8617G	Inf	1

5.85-5.895GHz_802.11ax HEW20_Nss1,(MCS0)_1TX **EBW**

5845MHz

25/06/2024

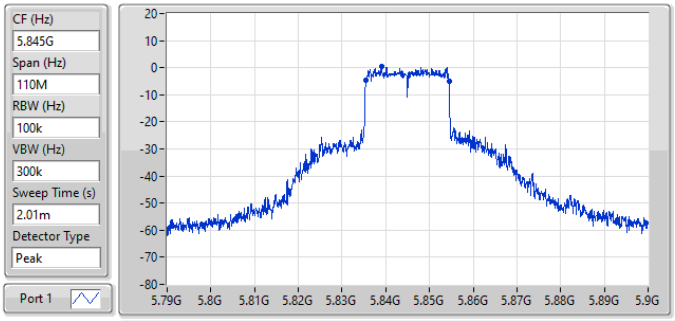

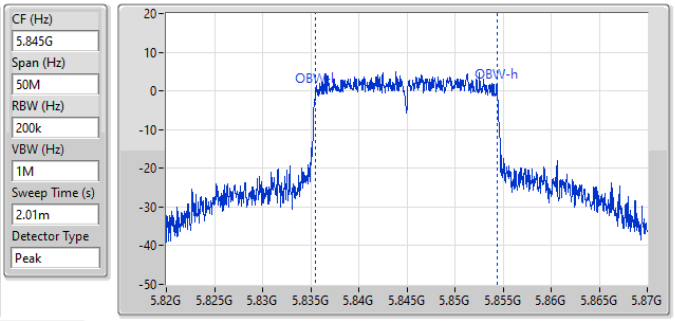

6dB(Hz)	Fl-6dB(Hz)	Fh-6dB(Hz)	OBW(Hz)	Fl-OBW(Hz)	Fh-OBW(Hz)	Limit(Hz)	Port
19.03M	5.83543G	5.85446G	18.922M	5.835476G	5.854398G	500k	1

5.85-5.895GHz_802.11ax HEW20_Nss1,(MCS0)_1TX **EBW**

5845MHz

25/06/2024

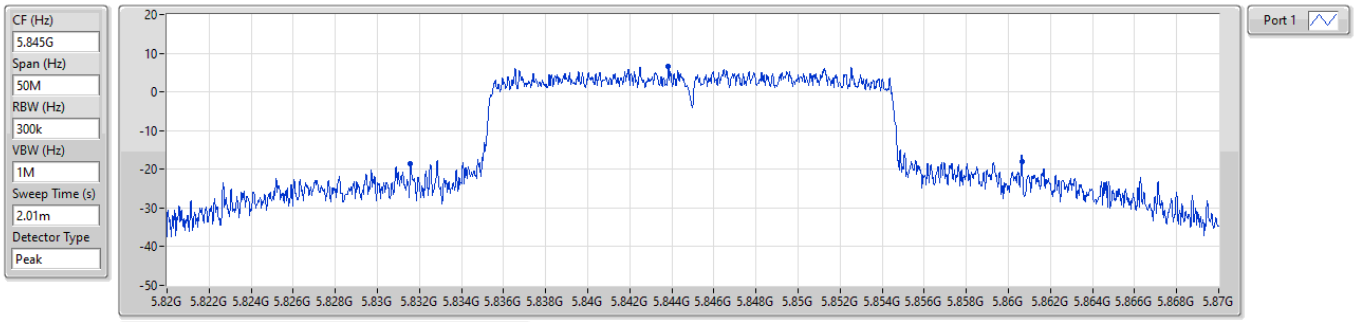

26dB(Hz)	Fl-26dB(Hz)	Fh-26dB(Hz)	Limit(Hz)	Port
29.1M	5.831575G	5.860675G	Inf	1

Summary

Mode	Total Power (dBm)	Total Power (W)	EIRP (dBm)	EIRP (W)
5.15-5.25GHz	-	-	-	-
802.11a_Nss1,(6Mbps)_1TX	15.25	0.03350	22.54	0.17947
802.11n HT20_Nss1,(MCS0)_1TX	15.25	0.03350	22.54	0.17947
802.11ac VHT20_Nss1,(MCS0)_1TX	15.16	0.03281	22.45	0.17579
802.11ax HEW20_Nss1,(MCS0)_1TX	15.05	0.03199	22.34	0.17140
5.25-5.35GHz	-	-	-	-
802.11a_Nss1,(6Mbps)_1TX	15.78	0.03784	23.07	0.20277
802.11n HT20_Nss1,(MCS0)_1TX	15.65	0.03673	22.94	0.19679
802.11ac VHT20_Nss1,(MCS0)_1TX	15.66	0.03681	22.95	0.19724
802.11ax HEW20_Nss1,(MCS0)_1TX	15.47	0.03524	22.76	0.18880
5.47-5.725GHz	-	-	-	-
802.11a_Nss1,(6Mbps)_1TX	15.78	0.03784	21.45	0.13964
802.11n HT20_Nss1,(MCS0)_1TX	15.83	0.03828	21.50	0.14125
802.11ac VHT20_Nss1,(MCS0)_1TX	15.68	0.03698	21.35	0.13646
802.11ax HEW20_Nss1,(MCS0)_1TX	15.48	0.03532	21.15	0.13032
5.725-5.85GHz	-	-	-	-
802.11a_Nss1,(6Mbps)_1TX	15.74	0.03750	21.27	0.13397
802.11n HT20_Nss1,(MCS0)_1TX	15.53	0.03573	21.06	0.12764
802.11ac VHT20_Nss1,(MCS0)_1TX	15.50	0.03548	21.03	0.12677
802.11ax HEW20_Nss1,(MCS0)_1TX	15.45	0.03508	20.98	0.12531
5.85-5.895GHz	-	-	-	-
802.11a_Nss1,(6Mbps)_1TX	15.49	0.03540	21.02	0.12647
802.11n HT20_Nss1,(MCS0)_1TX	15.51	0.03556	21.04	0.12706
802.11ac VHT20_Nss1,(MCS0)_1TX	15.57	0.03606	21.10	0.12882
802.11ax HEW20_Nss1,(MCS0)_1TX	15.48	0.03532	21.01	0.12618

Result

Mode	Result	DG (dBi)	Port 1 (dBm)	Total Power (dBm)	Power Limit (dBm)	EIRP (dBm)	EIRP Limit (dBm)
802.11a_Nss1,(6Mbps)_1TX	-	-	-	-	-	-	-
5180MHz	Pass	7.29	15.15	15.15	22.69	22.44	30.00
5200MHz	Pass	7.29	15.25	15.25	22.69	22.54	30.00
5240MHz	Pass	7.29	15.24	15.24	22.69	22.53	30.00
5260MHz	Pass	7.29	15.78	15.78	22.69	23.07	30.00
5300MHz	Pass	7.29	15.53	15.53	22.69	22.82	30.00
5320MHz	Pass	7.29	7.12	7.12	22.30	14.41	29.59
5500MHz	Pass	5.67	15.78	15.78	23.98	21.45	30.00
5580MHz	Pass	5.67	15.78	15.78	23.98	21.45	30.00
5700MHz	Pass	5.53	7.09	7.09	23.59	12.62	29.59
5720MHz Straddle 5.47-5.725GHz	Pass	5.53	5.83	5.83	22.57	11.36	28.57
5720MHz Straddle 5.725-5.85GHz	Pass	5.53	-0.66	-0.66	30.00	4.87	36.00
5745MHz	Pass	5.53	15.63	15.63	30.00	21.16	36.00
5785MHz	Pass	5.53	15.74	15.74	30.00	21.27	36.00
5825MHz	Pass	5.53	15.55	15.55	30.00	21.08	36.00
5845MHz	Pass	5.53	15.49	15.49	30.00	21.02	30.00
5865MHz	Pass	5.53	15.37	15.37	Inf	20.90	30.00
5885MHz	Pass	5.53	15.45	15.45	Inf	20.98	30.00
802.11n HT20_Nss1,(MCS0)_1TX	-	-	-	-	-	-	-
5180MHz	Pass	7.29	15.11	15.11	22.69	22.40	30.00
5200MHz	Pass	7.29	14.75	14.75	22.69	22.04	30.00
5240MHz	Pass	7.29	15.25	15.25	22.69	22.54	30.00
5260MHz	Pass	7.29	15.65	15.65	22.69	22.94	30.00
5300MHz	Pass	7.29	15.02	15.02	22.69	22.31	30.00
5320MHz	Pass	7.29	6.73	6.73	22.55	14.02	29.84
5500MHz	Pass	5.67	15.83	15.83	23.98	21.50	30.00
5580MHz	Pass	5.67	15.50	15.50	23.98	21.17	30.00
5700MHz	Pass	5.53	7.11	7.11	23.82	12.64	29.82
5720MHz Straddle 5.47-5.725GHz	Pass	5.53	6.04	6.04	22.64	11.57	28.64
5720MHz Straddle 5.725-5.85GHz	Pass	5.53	0.10	0.10	30.00	5.63	36.00
5745MHz	Pass	5.53	15.53	15.53	30.00	21.06	36.00
5785MHz	Pass	5.53	14.85	14.85	30.00	20.38	36.00
5825MHz	Pass	5.53	15.31	15.31	30.00	20.84	36.00
5845MHz	Pass	5.53	15.51	15.51	30.00	21.04	30.00
5865MHz	Pass	5.53	15.32	15.32	Inf	20.85	30.00
5885MHz	Pass	5.53	15.05	15.05	Inf	20.58	30.00
802.11ac VHT20_Nss1,(MCS0)_1TX	-	-	-	-	-	-	-
5180MHz	Pass	7.29	14.29	14.29	22.69	21.58	30.00
5200MHz	Pass	7.29	14.78	14.78	22.69	22.07	30.00
5240MHz	Pass	7.29	15.16	15.16	22.69	22.45	30.00
5260MHz	Pass	7.29	15.66	15.66	22.69	22.95	30.00
5300MHz	Pass	7.29	15.07	15.07	22.69	22.36	30.00
5320MHz	Pass	7.29	6.96	6.96	22.58	14.25	29.87
5500MHz	Pass	5.67	15.68	15.68	23.98	21.35	30.00
5580MHz	Pass	5.67	15.43	15.43	23.98	21.10	30.00
5700MHz	Pass	5.53	7.12	7.12	23.87	12.65	29.87
5720MHz Straddle 5.47-5.725GHz	Pass	5.53	6.11	6.11	22.65	11.64	28.65
5720MHz Straddle 5.725-5.85GHz	Pass	5.53	0.24	0.24	30.00	5.77	36.00
5745MHz	Pass	5.53	15.50	15.50	30.00	21.03	36.00
5785MHz	Pass	5.53	14.83	14.83	30.00	20.36	36.00
5825MHz	Pass	5.53	15.32	15.32	30.00	20.85	36.00
5845MHz	Pass	5.53	15.57	15.57	30.00	21.10	30.00
5865MHz	Pass	5.53	15.47	15.47	Inf	21.00	30.00
5885MHz	Pass	5.53	15.08	15.08	Inf	20.61	30.00
802.11ax HEW20_Nss1,(MCS0)_1TX	-	-	-	-	-	-	-

Mode	Result	DG (dBi)	Port 1 (dBm)	Total Power (dBm)	Power Limit (dBm)	EIRP (dBm)	EIRP Limit (dBm)
5180MHz	Pass	7.29	14.63	14.63	22.69	21.92	30.00
5200MHz	Pass	7.29	14.56	14.56	22.69	21.85	30.00
5240MHz	Pass	7.29	15.05	15.05	22.69	22.34	30.00
5260MHz	Pass	7.29	15.47	15.47	22.69	22.76	30.00
5300MHz	Pass	7.29	14.95	14.95	22.69	22.24	30.00
5320MHz	Pass	7.29	6.82	6.82	22.66	14.11	29.95
5500MHz	Pass	5.67	15.48	15.48	23.98	21.15	30.00
5580MHz	Pass	5.67	15.41	15.41	23.98	21.08	30.00
5700MHz	Pass	5.53	7.18	7.18	23.98	12.71	30.00
5720MHz Straddle 5.47-5.725GHz	Pass	5.53	5.87	5.87	22.72	11.40	28.72
5720MHz Straddle 5.725-5.85GHz	Pass	5.53	0.39	0.39	30.00	5.92	36.00
5745MHz	Pass	5.53	15.45	15.45	30.00	20.98	36.00
5785MHz	Pass	5.53	14.76	14.76	30.00	20.29	36.00
5825MHz	Pass	5.53	15.22	15.22	30.00	20.75	36.00
5845MHz	Pass	5.53	15.48	15.48	30.00	21.01	30.00
5865MHz	Pass	5.53	15.34	15.34	Inf	20.87	30.00
5885MHz	Pass	5.53	14.98	14.98	Inf	20.51	30.00

DG = Directional Gain; Port X = Port X output power
Inf = There's no restriction for the limit.

Summary

Mode	PD (dBm/RBW)	EIRP PD (dBm/RBW)
5.15-5.25GHz	-	-
802.11a_Nss1,(6Mbps)_1TX	2.08	9.37
802.11n HT20_Nss1,(MCS0)_1TX	1.99	9.28
802.11ac VHT20_Nss1,(MCS0)_1TX	2.01	9.30
802.11ax HEW20_Nss1,(MCS0)_1TX	1.40	8.69
5.25-5.35GHz	-	-
802.11a_Nss1,(6Mbps)_1TX	2.64	9.93
802.11n HT20_Nss1,(MCS0)_1TX	2.43	9.72
802.11ac VHT20_Nss1,(MCS0)_1TX	2.46	9.75
802.11ax HEW20_Nss1,(MCS0)_1TX	1.82	9.11
5.47-5.725GHz	-	-
802.11a_Nss1,(6Mbps)_1TX	2.79	8.46
802.11n HT20_Nss1,(MCS0)_1TX	2.52	8.19
802.11ac VHT20_Nss1,(MCS0)_1TX	2.46	8.13
802.11ax HEW20_Nss1,(MCS0)_1TX	1.86	7.53
5.725-5.85GHz	-	-
802.11a_Nss1,(6Mbps)_1TX	1.00	6.53
802.11n HT20_Nss1,(MCS0)_1TX	1.01	6.54
802.11ac VHT20_Nss1,(MCS0)_1TX	1.02	6.55
802.11ax HEW20_Nss1,(MCS0)_1TX	0.45	5.98
5.85-5.895GHz	-	-
802.11a_Nss1,(6Mbps)_1TX	2.12	7.65
802.11n HT20_Nss1,(MCS0)_1TX	2.09	7.62
802.11ac VHT20_Nss1,(MCS0)_1TX	2.24	7.77
802.11ax HEW20_Nss1,(MCS0)_1TX	1.70	7.23

RBW = 500kHz for 5.725-5.85GHz band / 1MHz for other band;

Result

Mode	Result	DG (dBi)	Port 1 (dBm/RBW)	PD (dBm/RBW)	PD Limit (dBm/RBW)	EIRP PD (dBm/RBW)	EIRP PD Limit (dBm/RBW)
802.11a_Nss1,(6Mbps)_1TX	-	-	-	-	-	-	-
5180MHz	Pass	7.29	1.99	1.99	9.71	9.28	17.00
5200MHz	Pass	7.29	2.06	2.06	9.71	9.35	17.00
5240MHz	Pass	7.29	2.08	2.08	9.71	9.37	17.00
5260MHz	Pass	7.29	2.64	2.64	9.71	9.93	17.00
5300MHz	Pass	7.29	2.33	2.33	9.71	9.62	17.00
5320MHz	Pass	7.29	-6.17	-6.17	9.71	1.12	17.00
5500MHz	Pass	5.67	2.68	2.68	11.00	8.35	17.00
5580MHz	Pass	5.67	2.79	2.79	11.00	8.46	17.00
5700MHz	Pass	5.53	-6.12	-6.12	11.00	-0.59	17.00
5720MHz Straddle 5.47-5.725GHz	Pass	5.53	-6.30	-6.30	11.00	-0.77	17.00
5720MHz Straddle 5.725-5.85GHz	Pass	5.53	-8.06	-8.06	30.00	-2.53	36.00
5745MHz	Pass	5.53	0.99	0.99	30.00	6.52	36.00
5785MHz	Pass	5.53	1.00	1.00	30.00	6.53	36.00
5825MHz	Pass	5.53	0.79	0.79	30.00	6.32	36.00
5845MHz	Pass	5.53	1.90	1.90	Inf	7.43	14.00
5865MHz	Pass	5.53	2.12	2.12	Inf	7.65	14.00
5885MHz	Pass	5.53	2.11	2.11	Inf	7.64	14.00
802.11n HT20_Nss1,(MCS0)_1TX	-	-	-	-	-	-	-
5180MHz	Pass	7.29	1.81	1.81	9.71	9.10	17.00
5200MHz	Pass	7.29	1.53	1.53	9.71	8.82	17.00
5240MHz	Pass	7.29	1.99	1.99	9.71	9.28	17.00
5260MHz	Pass	7.29	2.43	2.43	9.71	9.72	17.00
5300MHz	Pass	7.29	1.85	1.85	9.71	9.14	17.00
5320MHz	Pass	7.29	-6.67	-6.67	9.71	0.62	17.00
5500MHz	Pass	5.67	2.52	2.52	11.00	8.19	17.00
5580MHz	Pass	5.67	2.15	2.15	11.00	7.82	17.00
5700MHz	Pass	5.53	-6.34	-6.34	11.00	-0.81	17.00
5720MHz Straddle 5.47-5.725GHz	Pass	5.53	-6.24	-6.24	11.00	-0.71	17.00
5720MHz Straddle 5.725-5.85GHz	Pass	5.53	-8.19	-8.19	30.00	-2.66	36.00
5745MHz	Pass	5.53	1.01	1.01	30.00	6.54	36.00
5785MHz	Pass	5.53	0.27	0.27	30.00	5.80	36.00
5825MHz	Pass	5.53	0.55	0.55	30.00	6.08	36.00
5845MHz	Pass	5.53	2.09	2.09	Inf	7.62	14.00
5865MHz	Pass	5.53	2.08	2.08	Inf	7.61	14.00
5885MHz	Pass	5.53	1.76	1.76	Inf	7.29	14.00
802.11ac VHT20_Nss1,(MCS0)_1TX	-	-	-	-	-	-	-
5180MHz	Pass	7.29	0.94	0.94	9.71	8.23	17.00
5200MHz	Pass	7.29	1.52	1.52	9.71	8.81	17.00
5240MHz	Pass	7.29	2.01	2.01	9.71	9.30	17.00
5260MHz	Pass	7.29	2.46	2.46	9.71	9.75	17.00
5300MHz	Pass	7.29	1.78	1.78	9.71	9.07	17.00
5320MHz	Pass	7.29	-6.54	-6.54	9.71	0.75	17.00
5500MHz	Pass	5.67	2.46	2.46	11.00	8.13	17.00
5580MHz	Pass	5.67	2.08	2.08	11.00	7.75	17.00
5700MHz	Pass	5.53	-6.22	-6.22	11.00	-0.69	17.00
5720MHz Straddle 5.47-5.725GHz	Pass	5.53	-5.98	-5.98	11.00	-0.45	17.00
5720MHz Straddle 5.725-5.85GHz	Pass	5.53	-7.73	-7.73	30.00	-2.20	36.00
5745MHz	Pass	5.53	1.02	1.02	30.00	6.55	36.00
5785MHz	Pass	5.53	0.33	0.33	30.00	5.86	36.00
5825MHz	Pass	5.53	0.54	0.54	30.00	6.07	36.00
5845MHz	Pass	5.53	2.05	2.05	Inf	7.58	14.00
5865MHz	Pass	5.53	2.24	2.24	Inf	7.77	14.00
5885MHz	Pass	5.53	1.85	1.85	Inf	7.38	14.00
802.11ax HEW20_Nss1,(MCS0)_1TX	-	-	-	-	-	-	-

Mode	Result	DG (dBi)	Port 1 (dBm/RBW)	PD (dBm/RBW)	PD Limit (dBm/RBW)	EIRP PD (dBm/RBW)	EIRP PD Limit (dBm/RBW)
5180MHz	Pass	7.29	0.95	0.95	9.71	8.24	17.00
5200MHz	Pass	7.29	0.93	0.93	9.71	8.22	17.00
5240MHz	Pass	7.29	1.40	1.40	9.71	8.69	17.00
5260MHz	Pass	7.29	1.82	1.82	9.71	9.11	17.00
5300MHz	Pass	7.29	1.23	1.23	9.71	8.52	17.00
5320MHz	Pass	7.29	-7.13	-7.13	9.71	0.16	17.00
5500MHz	Pass	5.67	1.86	1.86	11.00	7.53	17.00
5580MHz	Pass	5.67	1.76	1.76	11.00	7.43	17.00
5700MHz	Pass	5.53	-6.73	-6.73	11.00	-1.20	17.00
5720MHz Straddle 5.47-5.725GHz	Pass	5.53	-6.69	-6.69	11.00	-1.16	17.00
5720MHz Straddle 5.725-5.85GHz	Pass	5.53	-8.31	-8.31	30.00	-2.78	36.00
5745MHz	Pass	5.53	0.45	0.45	30.00	5.98	36.00
5785MHz	Pass	5.53	-0.21	-0.21	30.00	5.32	36.00
5825MHz	Pass	5.53	0.10	0.10	30.00	5.63	36.00
5845MHz	Pass	5.53	1.68	1.68	Inf	7.21	14.00
5865MHz	Pass	5.53	1.70	1.70	Inf	7.23	14.00
5885MHz	Pass	5.53	1.40	1.40	Inf	6.93	14.00

DG = Directional Gain; RBW = 500kHz for 5.725-5.85GHz band / 1MHz for other band;
PD = trace bin-by-bin of each transmits port summing can be performed maximum power density; Port X = Port X Power Density;
Inf = There's no restriction for the limit.

5.15-5.25GHz_802.11a_Nss1,(6Mbps)_1TX **PSD**

5240MHz

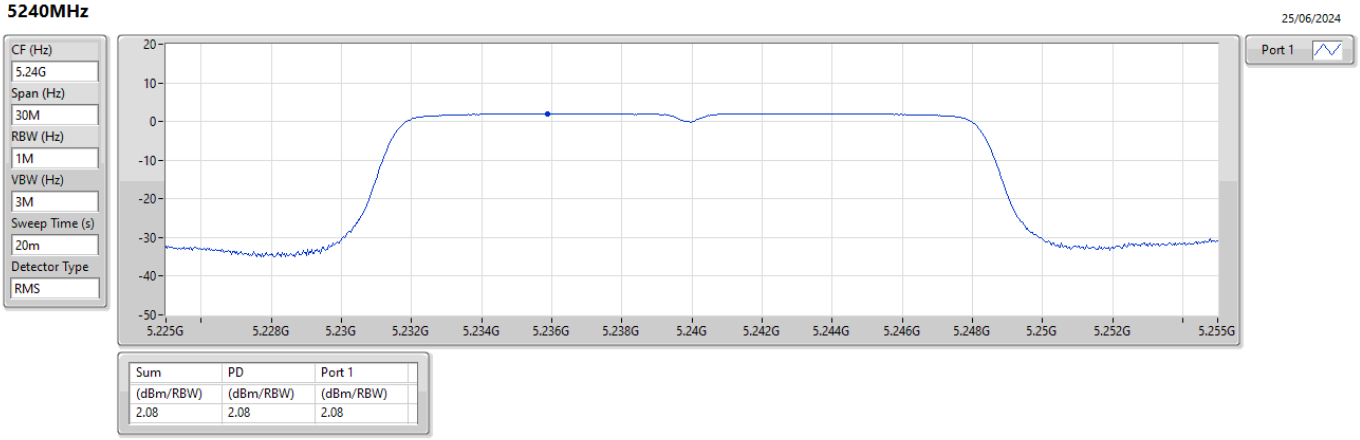

5.15-5.25GHz_802.11n HT20_Nss1,(MCS0)_1TX **PSD**

5240MHz

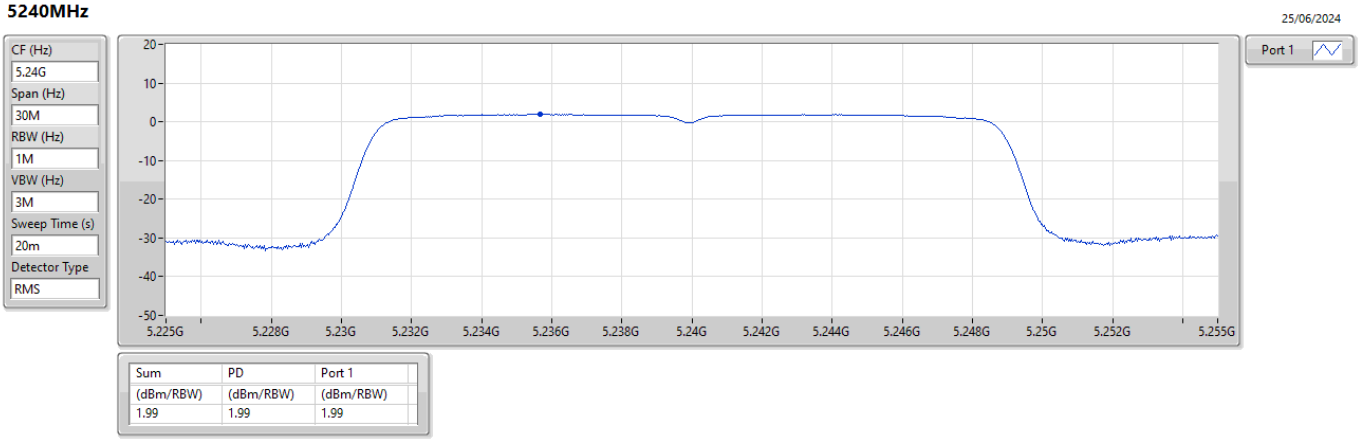

5.15-5.25GHz_802.11ac VHT20_Nss1,(MCS0)_1TX **PSD**

5240MHz

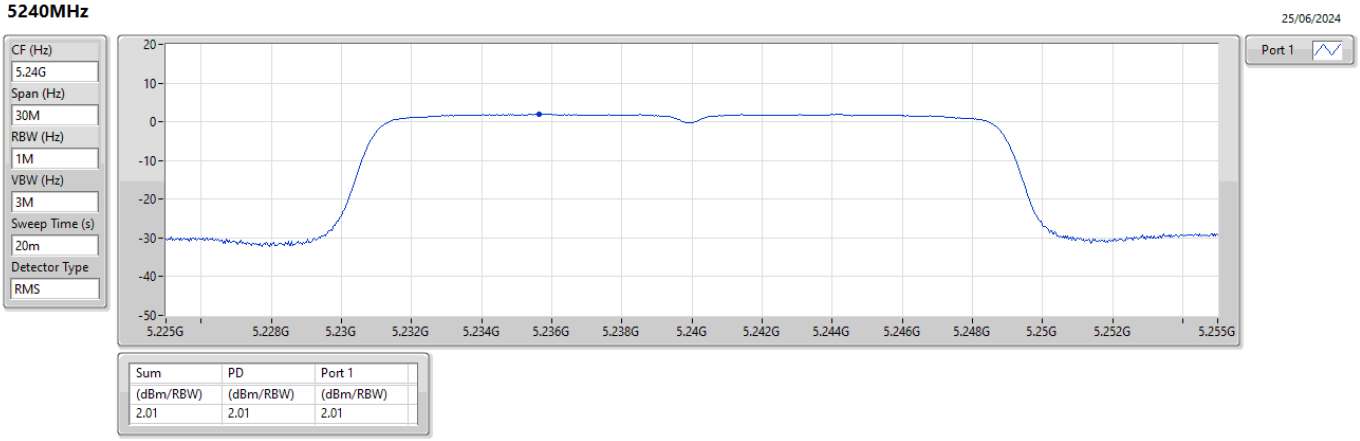

5.15-5.25GHz_802.11ax HEW20_Nss1,(MCS0)_1TX **PSD**

5240MHz

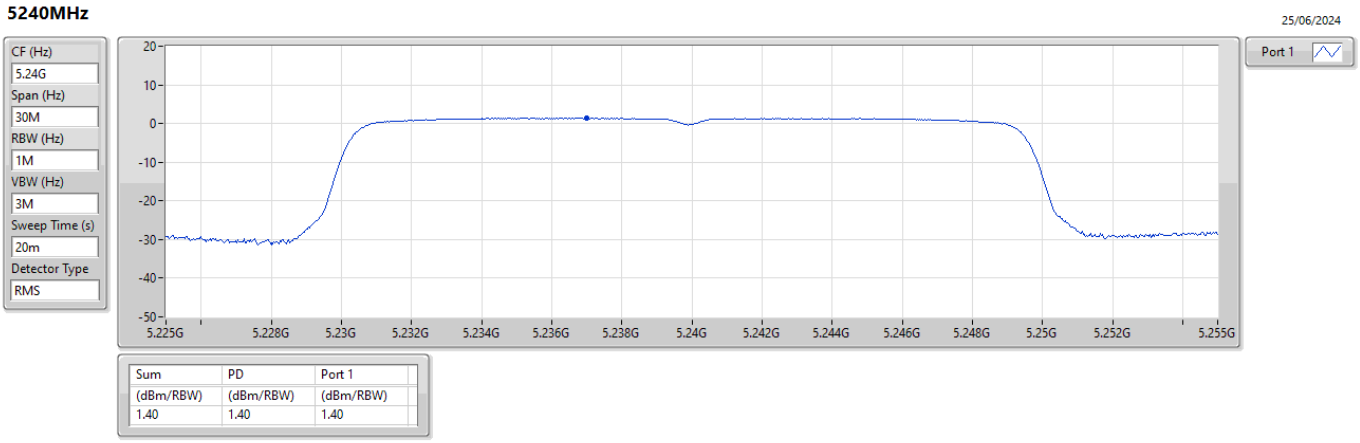

5.25-5.35GHz_802.11a_Nss1,(6Mbps)_1TX **PSD**

5260MHz

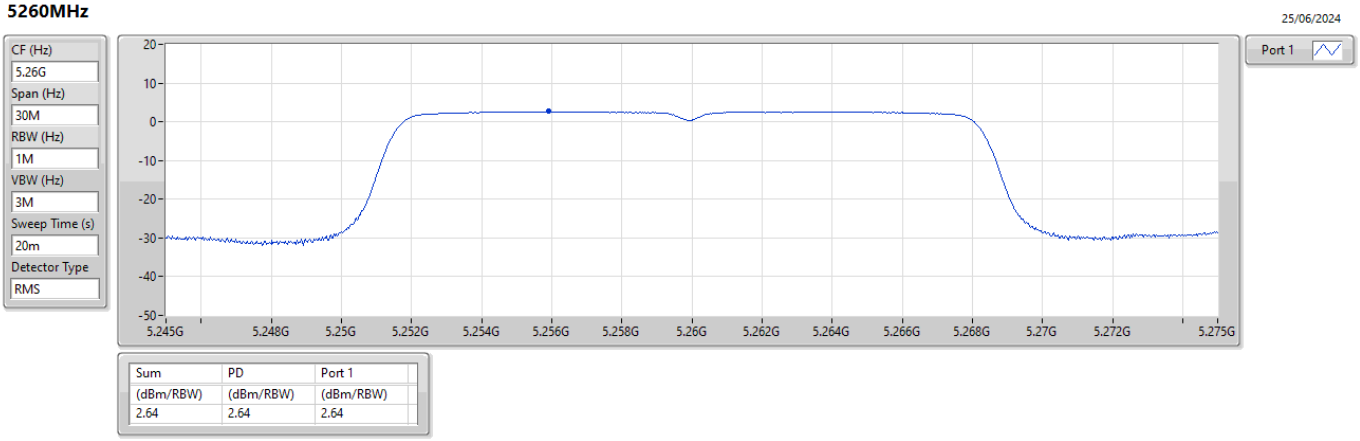

5.25-5.35GHz_802.11n HT20_Nss1,(MCS0)_1TX **PSD**

5260MHz

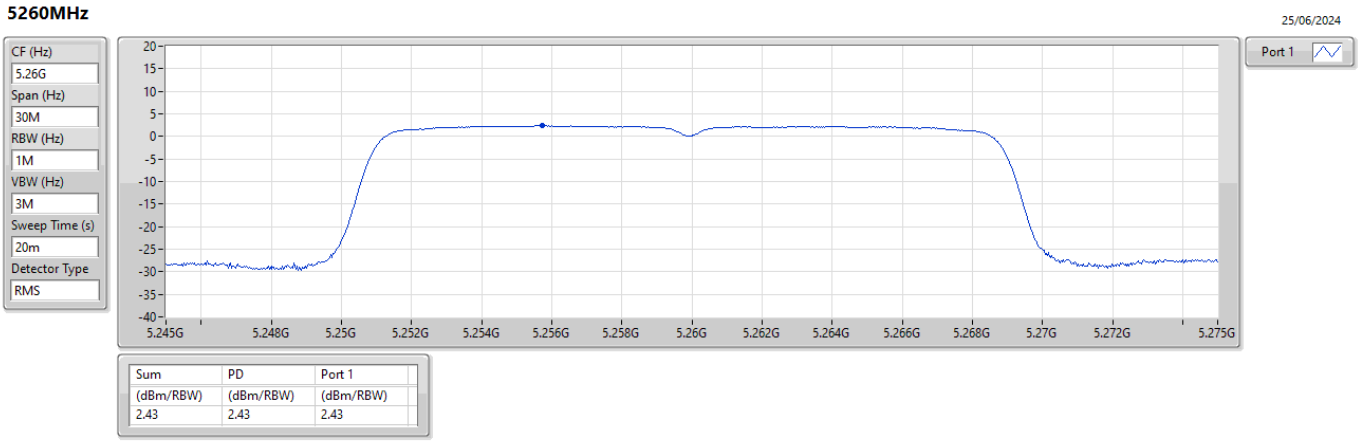

5.25-5.35GHz_802.11ac VHT20_Nss1,(MCS0)_1TX **PSD**

5260MHz

25/06/2024

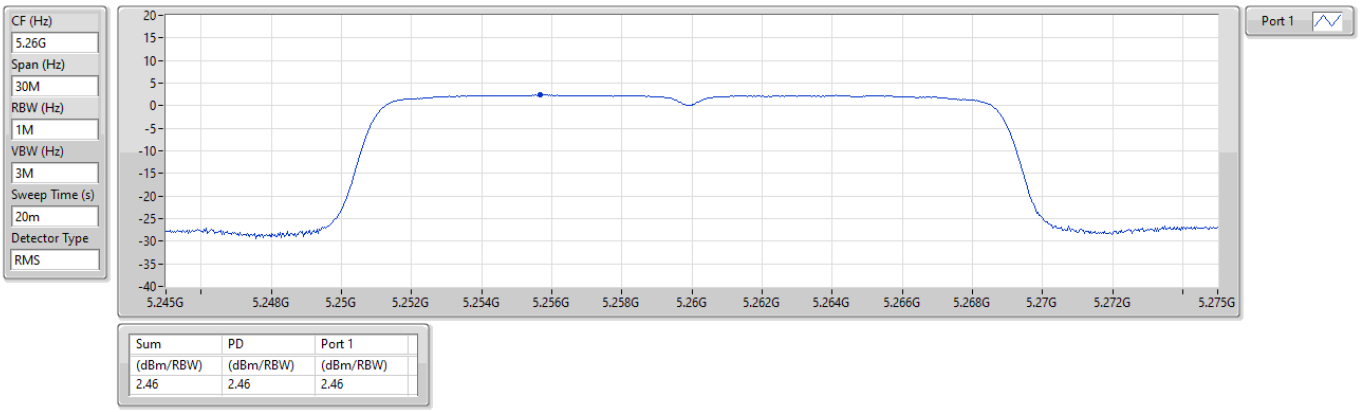

5.25-5.35GHz_802.11ax HEW20_Nss1,(MCS0)_1TX **PSD**

5260MHz

25/06/2024

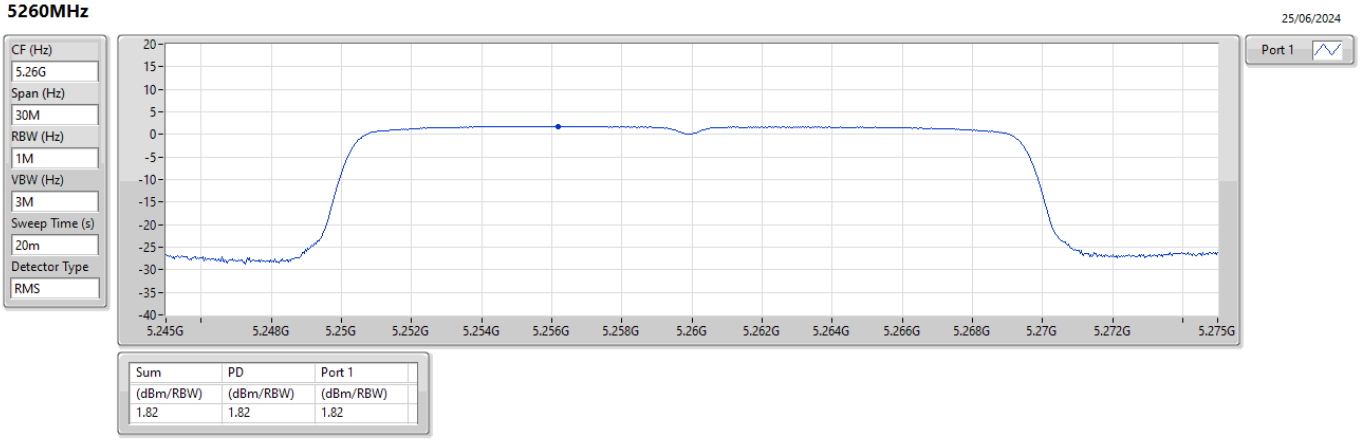

5.47-5.725GHz_802.11a_Nss1,(6Mbps)_1TX **PSD**

5580MHz

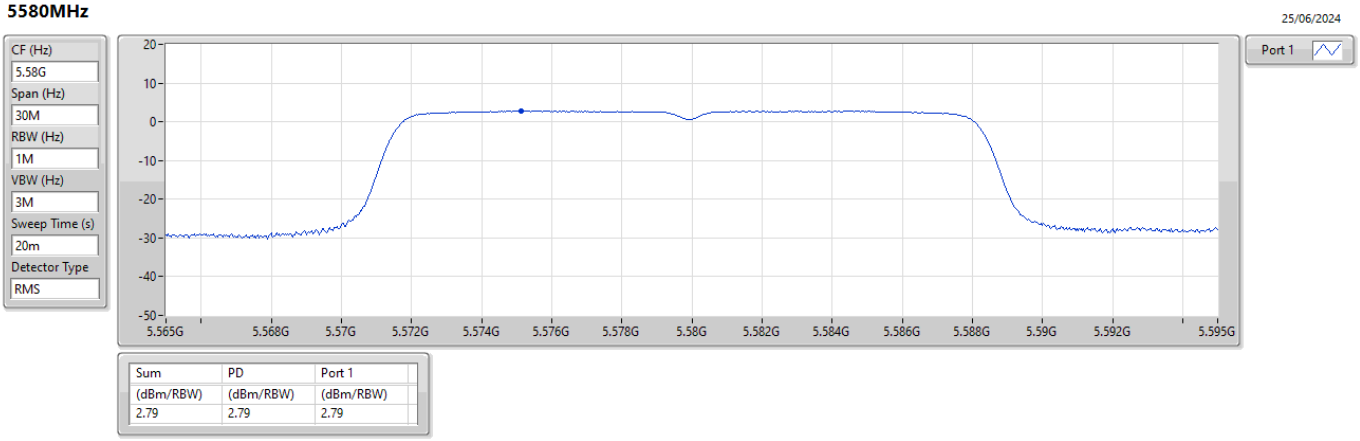

5.47-5.725GHz_802.11n HT20_Nss1,(MCS0)_1TX **PSD**

5500MHz

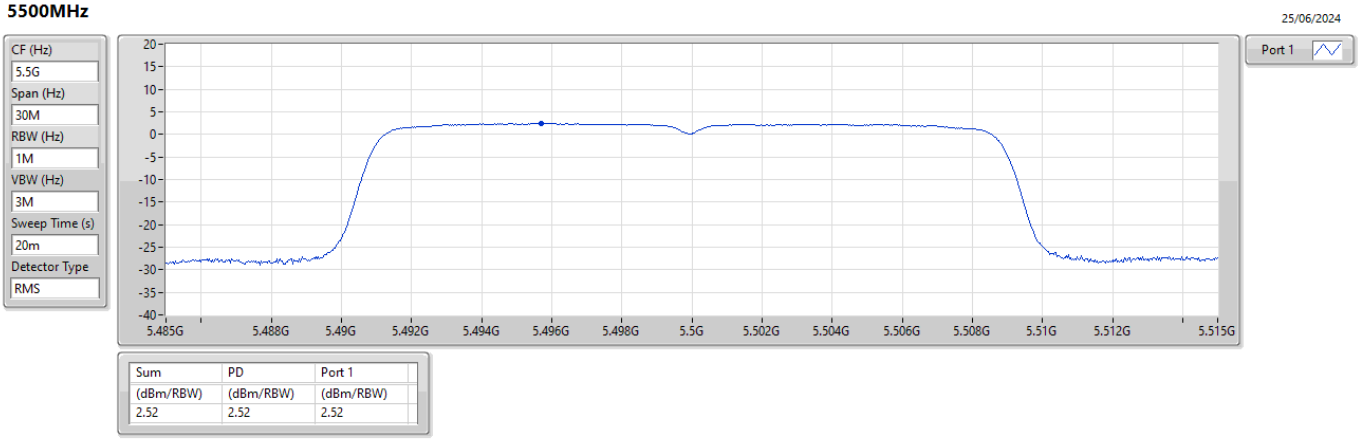

5.47-5.725GHz_802.11ac VHT20_Nss1,(MCS0)_1TX **PSD**

5500MHz

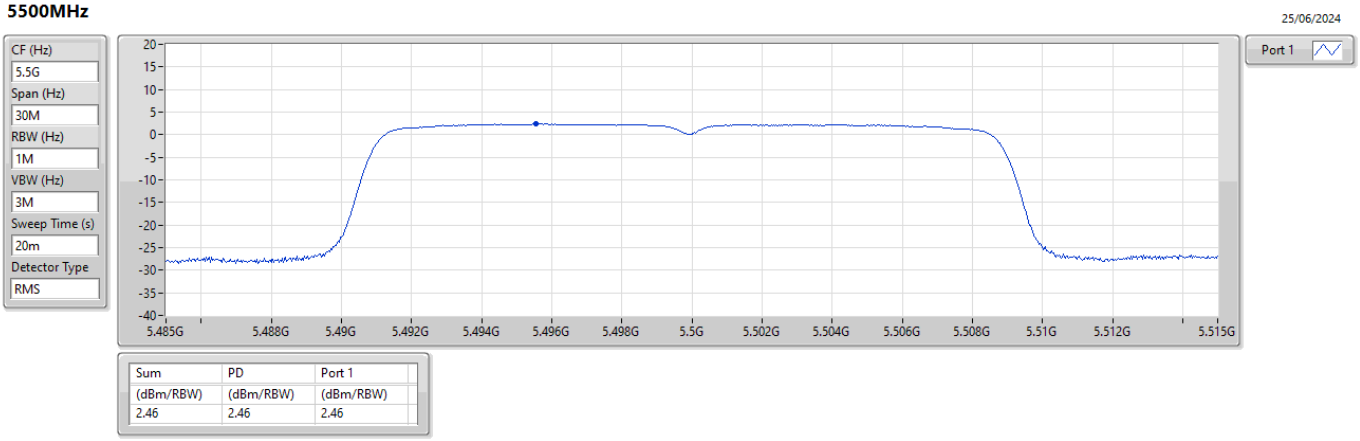

5.47-5.725GHz_802.11ax HEW20_Nss1,(MCS0)_1TX **PSD**

5500MHz

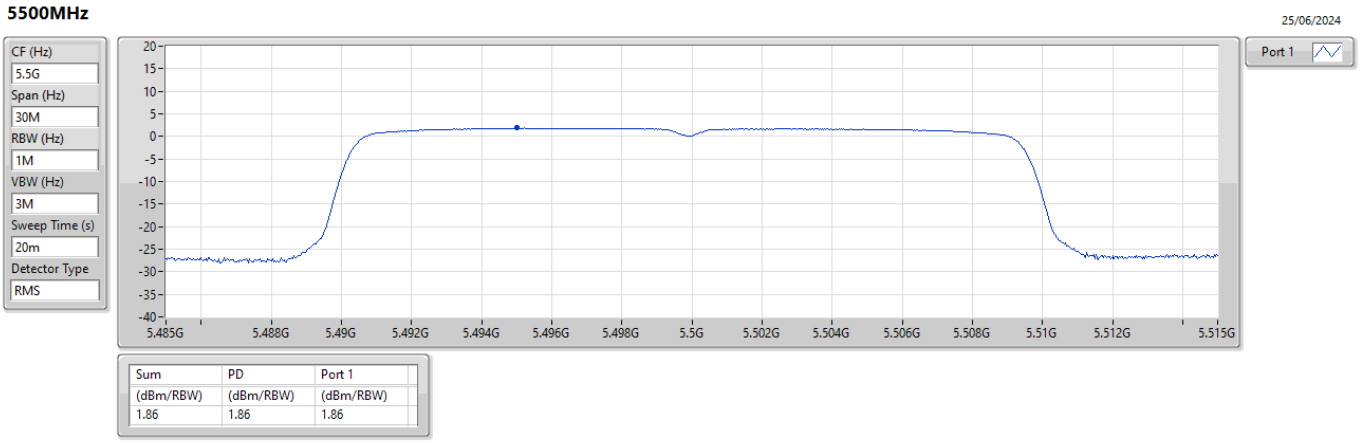

5.725-5.85GHz_802.11a_Nss1,(6Mbps)_1TX **PSD**

5785MHz

25/06/2024

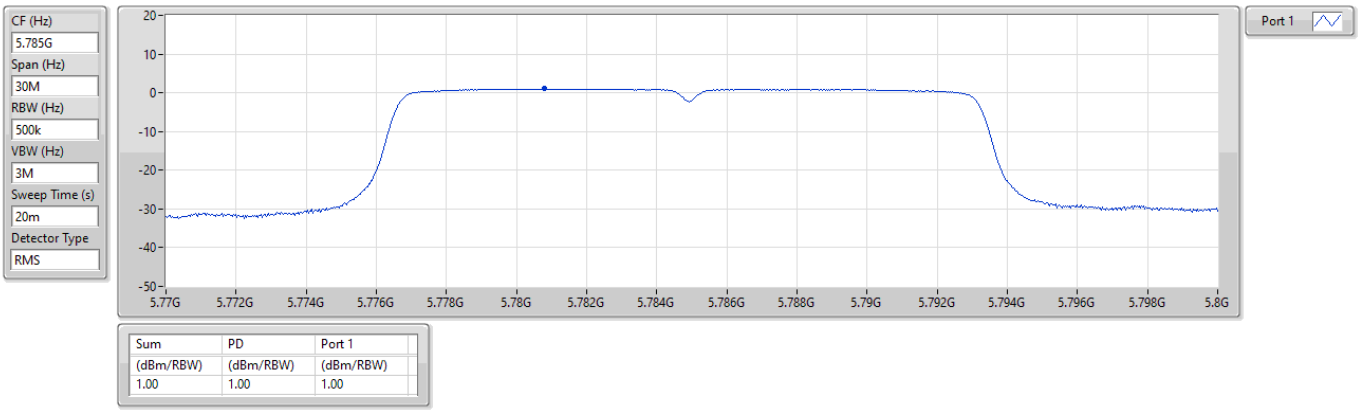

5.725-5.85GHz_802.11n HT20_Nss1,(MCS0)_1TX **PSD**

5745MHz

25/06/2024

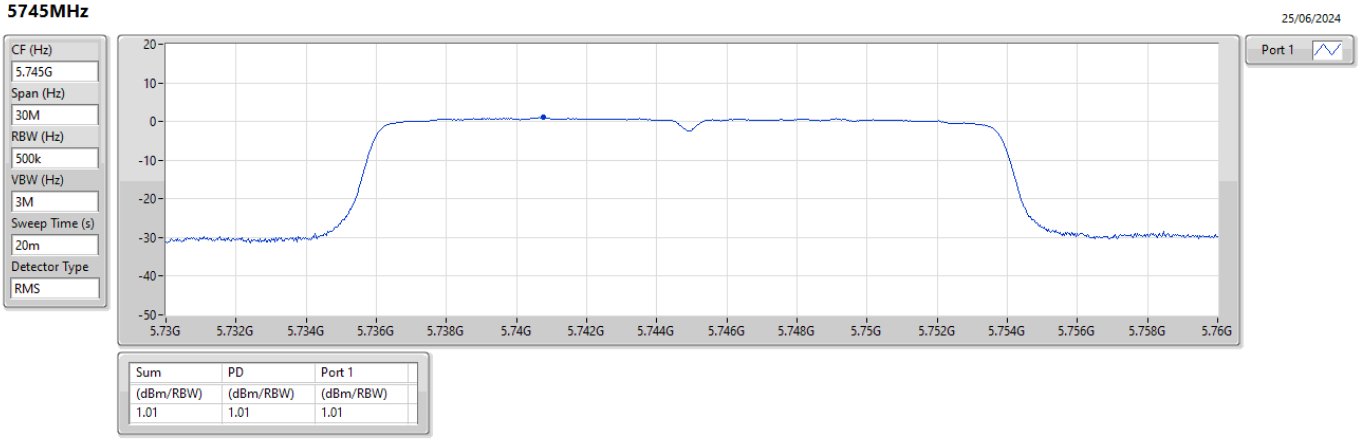

5.725-5.85GHz_802.11ac VHT20_Nss1,(MCS0)_1TX **PSD**

5745MHz

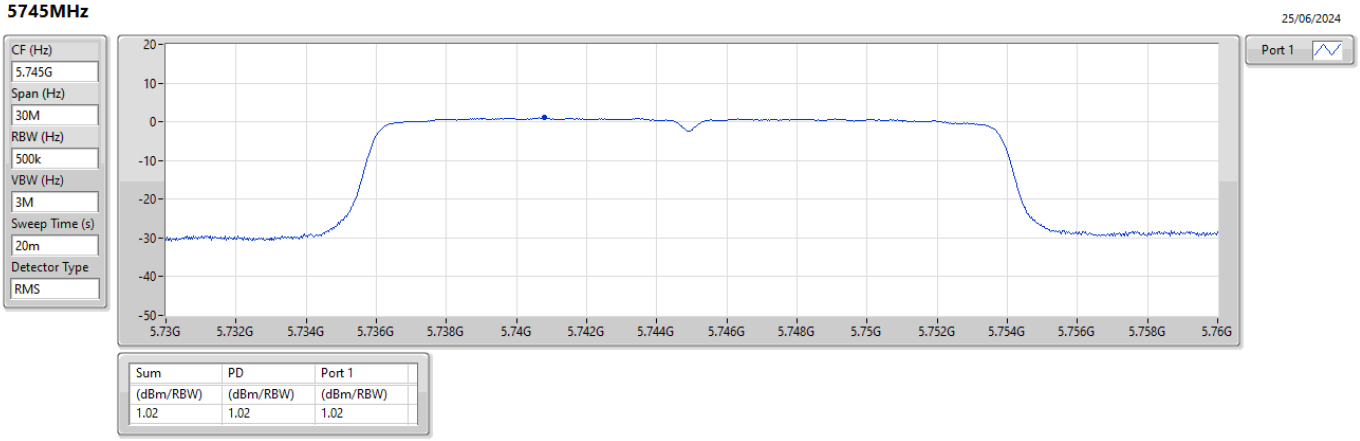

5.725-5.85GHz_802.11ax HEW20_Nss1,(MCS0)_1TX **PSD**

5745MHz

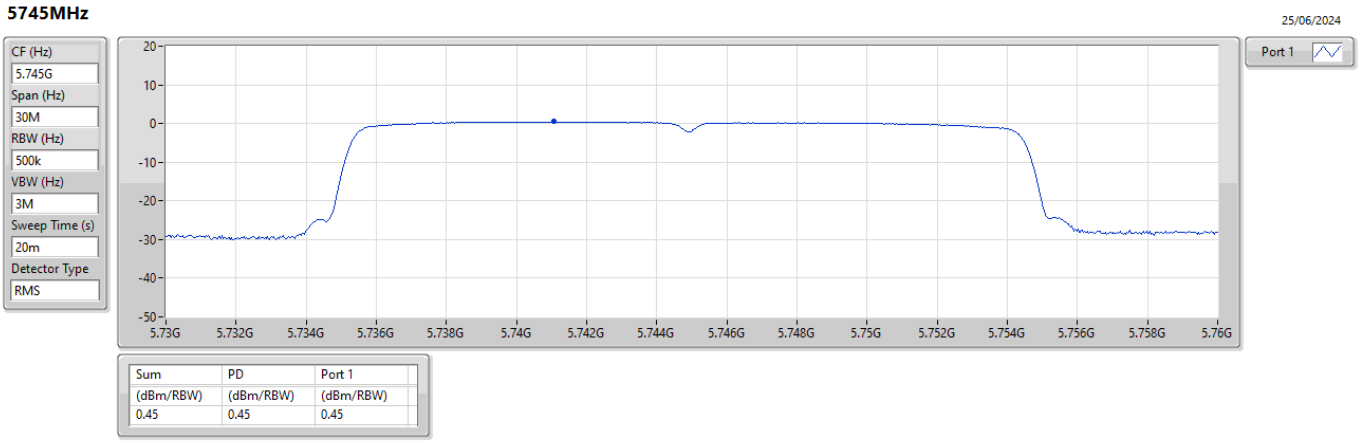

5.85-5.895GHz_802.11a_Nss1,(6Mbps)_1TX **PSD**

5865MHz

25/06/2024

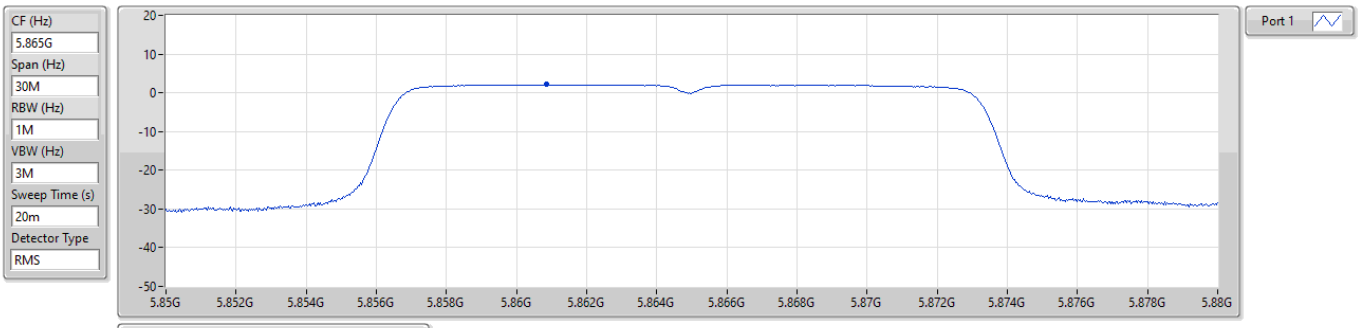

Sum	PD	Port 1
(dBm/RBW)	(dBm/RBW)	(dBm/RBW)
2.12	2.12	2.12

5.85-5.895GHz_802.11n HT20_Nss1,(MCS0)_1TX **PSD**

5845MHz

25/06/2024

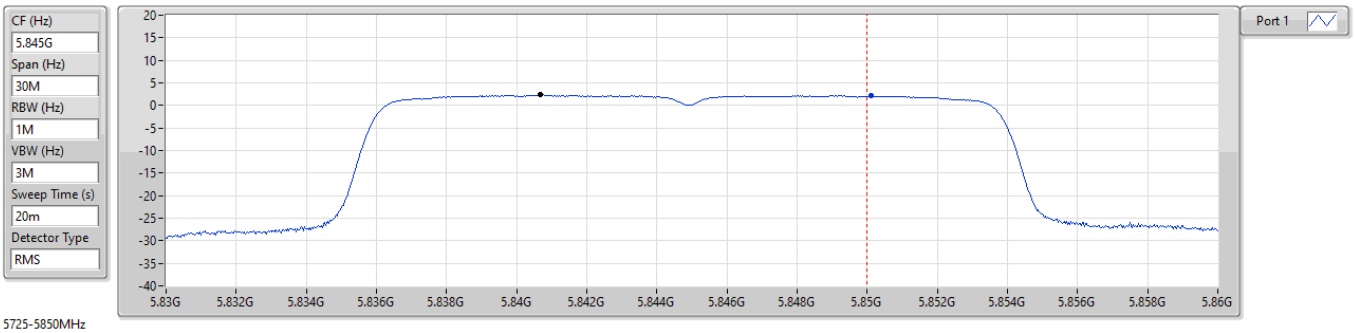

5725-5850MHz

Sum	PD	Limit RBW	BWCF
(dBm)	(dBm)	(Hz)	(dB)
2.31	-0.70	500k	-3.01

5850~5895MHz

Sum	PD	Port 1
(dBm/RBW)	(dBm/RBW)	(dBm/RBW)
2.09	2.09	2.09

5.85-5.895GHz_802.11ac VHT20_Nss1,(MCS0)_1TX **PSD**

5865MHz

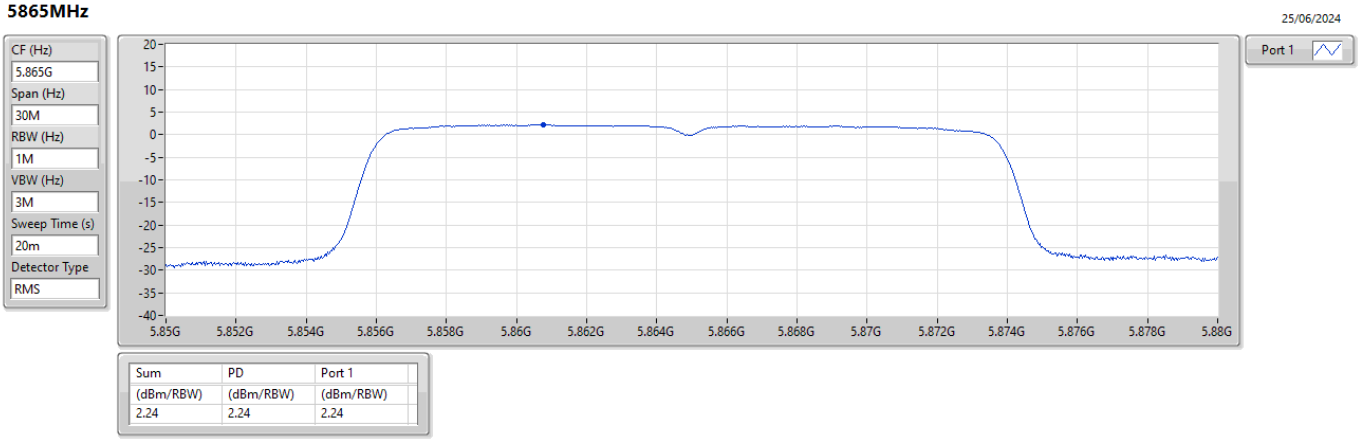

5.85-5.895GHz_802.11ax HEW20_Nss1,(MCS0)_1TX **PSD**

5865MHz

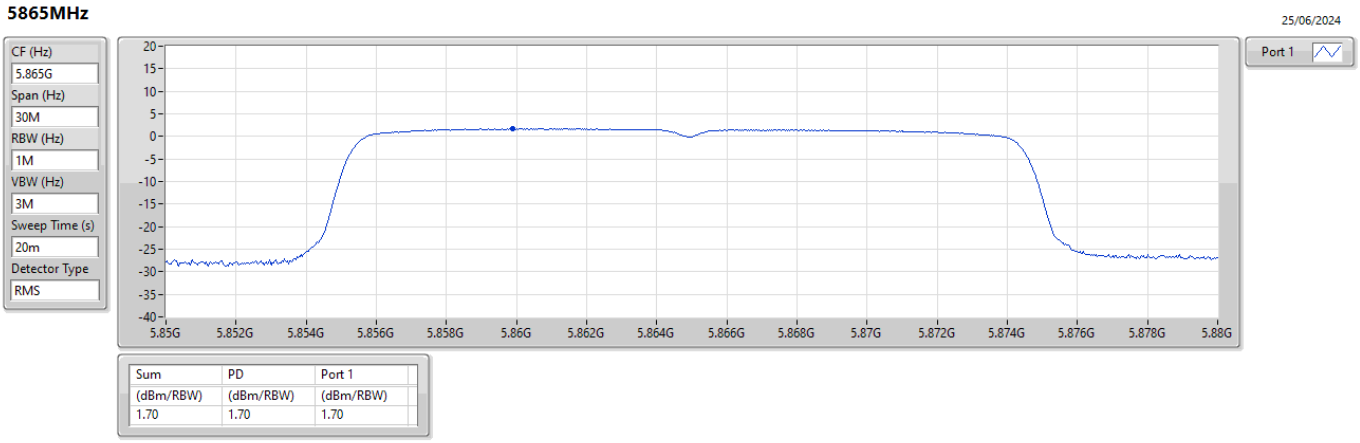

Summary

Mode	Result	Type	Freq (Hz)	Level (dBuV/m)	Limit (dBuV/m)	Margin (dB)	Dist (m)	Condition	Azimuth (°)	Height (m)
5.725-5.85GHz	-	-	-	-	-	-	-	-	-	-
802.11ax HEW20_Nss1,(MCS0)_1TX	Pass	PK	90.14M	33.22	43.50	-10.28	3	Vertical	0	3.00

Result

Mode	Result	Type	Freq (Hz)	Level (dBuV/m)	Limit (dBuV/m)	Margin (dB)	Dist (m)	Condition	Azimuth (°)	Height (m)
802.11ax HEW20_Nss1,(MCS0)_1TX	-	-	-	-	-	-	-	-	-	-
5785MHz	Pass	PK	497.54M	33.72	46.00	-12.28	3	Vertical	0	3.00
5785MHz	Pass	PK	332.64M	26.05	46.00	-19.95	3	Vertical	0	3.00
5785MHz	Pass	PK	90.14M	33.22	43.50	-10.28	3	Vertical	0	3.00
5785MHz	Pass	PK	187.14M	23.65	43.50	-19.85	3	Vertical	0	3.00
5785MHz	Pass	PK	268.62M	26.14	46.00	-19.86	3	Vertical	0	3.00
5785MHz	Pass	PK	33.88M	29.65	40.00	-10.35	3	Vertical	0	3.00
5785MHz	Pass	PK	95.96M	31.81	43.50	-11.69	3	Horizontal	360	3.00
5785MHz	Pass	PK	154.16M	25.64	43.50	-17.86	3	Horizontal	360	3.00
5785MHz	Pass	PK	189.08M	28.41	43.50	-15.09	3	Horizontal	360	3.00
5785MHz	Pass	PK	243.4M	27.61	46.00	-18.39	3	Horizontal	360	3.00
5785MHz	Pass	PK	332.64M	26.48	46.00	-19.52	3	Horizontal	360	3.00
5785MHz	Pass	PK	532.46M	31.19	46.00	-14.81	3	Horizontal	360	3.00

5.725-5.85GHz_802.11ax HEW20_Nss1,(MCS0)_1TX

5785MHz_USB

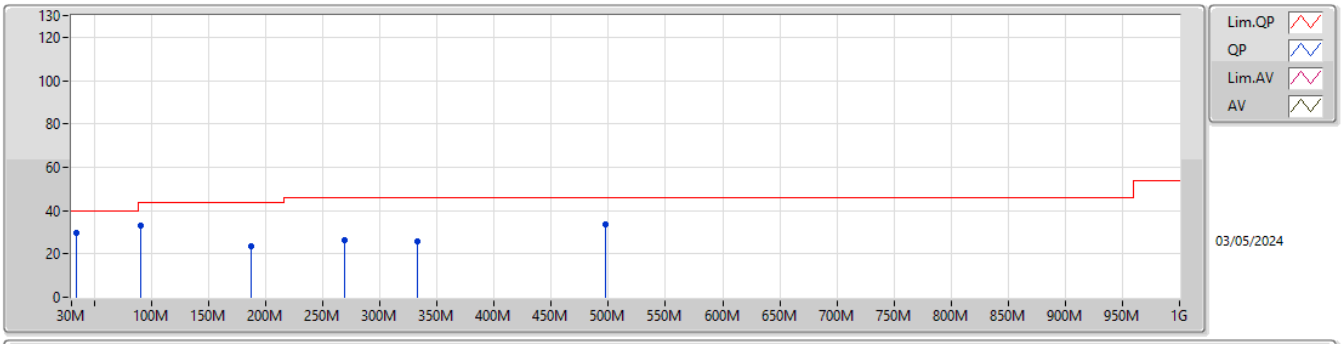

Type	Freq	Level	Limit	Margin	Factor	Dist	Condition	Azimuth	Height	Raw	AF	CL	PA
	(Hz)	(dBuV/m)	(dBuV/m)	(dB)	(dB)	(m)		(°)	(m)	(dBuV)	(dB)	(dB)	(dB)
PK	497.54M	33.72	46.00	-12.28	-0.96	3	Vertical	0	3.00	34.68	22.58	4.87	28.41
PK	332.64M	26.05	46.00	-19.95	-4.82	3	Vertical	0	3.00	30.87	18.87	3.79	27.48
PK	90.14M	33.22	43.50	-10.28	-11.81	3	Vertical	0	3.00	45.03	14.14	1.88	27.83
PK	187.14M	23.65	43.50	-19.85	-10.53	3	Vertical	0	3.00	34.18	14.24	2.76	27.53
PK	268.62M	26.14	46.00	-19.86	-5.67	3	Vertical	0	3.00	31.81	18.18	3.39	27.24
PK	33.88M	29.65	40.00	-10.35	-4.92	3	Vertical	0	3.00	34.57	20.88	1.28	27.08

5.725-5.85GHz_802.11ax HEW20_Nss1,(MCS0)_1TX

5785MHz_USB

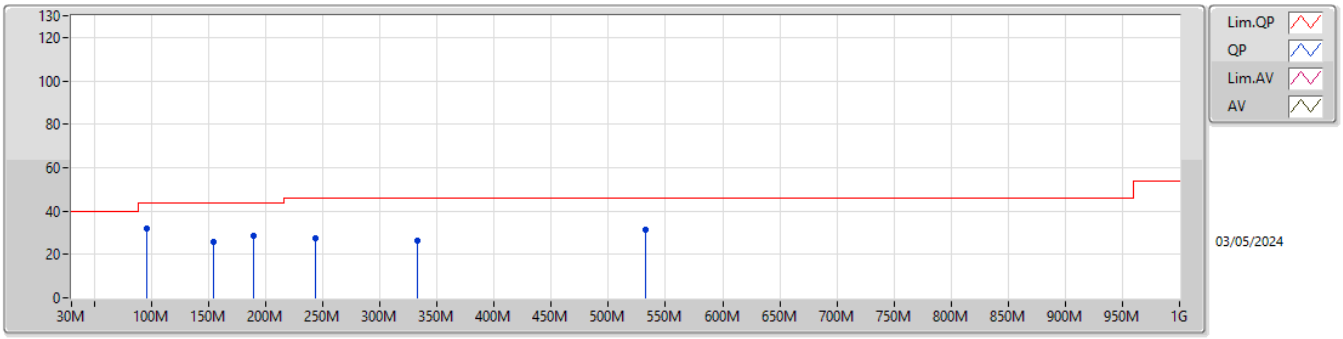

Type	Freq	Level	Limit	Margin	Factor	Dist	Condition	Azimuth	Height	Raw	AF	CL	PA
	(Hz)	(dBuV/m)	(dBuV/m)	(dB)	(dB)	(m)		(°)	(m)	(dBuV)	(dB)	(dB)	(dB)
PK	95.96M	31.81	43.50	-11.69	-10.58	3	Horizontal	360	3.00	42.39	15.29	1.96	27.83
PK	154.16M	25.64	43.50	-17.86	-9.78	3	Horizontal	360	3.00	35.42	15.39	2.54	27.71
PK	189.08M	28.41	43.50	-15.09	-10.51	3	Horizontal	360	3.00	38.92	14.22	2.79	27.52
PK	243.4M	27.61	46.00	-18.39	-7.15	3	Horizontal	360	3.00	34.76	16.91	3.19	27.25
PK	332.64M	26.48	46.00	-19.52	-4.82	3	Horizontal	360	3.00	31.30	18.87	3.79	27.48
PK	532.46M	31.19	46.00	-14.81	-0.66	3	Horizontal	360	3.00	31.85	22.90	5.04	28.60

Summary

Mode	Result	Type	Freq (Hz)	Level (dBuV/m)	Limit (dBuV/m)	Margin (dB)	Dist (m)	Condition	Azimuth (°)	Height (m)
5.15-5.25GHz	-	-	-	-	-	-	-	-	-	-
802.11a_Nss1,(6Mbps)_1TX	Pass	AV	5.15G	52.83	54.00	-1.17	3	Vertical	163	2.15
802.11n HT20_Nss1,(MCS0)_1TX	Pass	PK	10.36256G	67.78	68.20	-0.42	3	Vertical	360	3.00
802.11ac VHT20_Nss1,(MCS0)_1TX	Pass	PK	10.35982G	67.92	68.20	-0.28	3	Vertical	2	3.00
802.11ax HEW20_Nss1,(MCS0)_1TX	Pass	PK	10.35672G	67.89	68.20	-0.31	3	Vertical	6	2.88
5.25-5.35GHz	-	-	-	-	-	-	-	-	-	-
802.11a_Nss1,(6Mbps)_1TX	Pass	AV	5.35G	52.23	54.00	-1.77	3	Vertical	172	1.63
802.11n HT20_Nss1,(MCS0)_1TX	Pass	AV	5.35G	53.23	54.00	-0.77	3	Vertical	155	2.16
802.11ac VHT20_Nss1,(MCS0)_1TX	Pass	AV	5.35G	53.49	54.00	-0.51	3	Vertical	177	1.81
802.11ax HEW20_Nss1,(MCS0)_1TX	Pass	AV	10.63988G	53.90	54.00	-0.10	3	Horizontal	308	1.00
5.47-5.725GHz	-	-	-	-	-	-	-	-	-	-
802.11a_Nss1,(6Mbps)_1TX	Pass	PK	5.726G	68.05	68.20	-0.15	3	Vertical	161	1.80
802.11n HT20_Nss1,(MCS0)_1TX	Pass	PK	5.4664G	66.60	68.20	-1.60	3	Vertical	144	1.42
802.11ac VHT20_Nss1,(MCS0)_1TX	Pass	PK	5.4694G	66.36	68.20	-1.84	3	Vertical	163	1.90
802.11ax HEW20_Nss1,(MCS0)_1TX	Pass	PK	5.4684G	66.68	68.20	-1.52	3	Vertical	324	1.87
5.725-5.85GHz	-	-	-	-	-	-	-	-	-	-
802.11a_Nss1,(6Mbps)_1TX	Pass	PK	5.9646G	59.48	68.20	-8.72	3	Vertical	161	1.80
802.11n HT20_Nss1,(MCS0)_1TX	Pass	AV	5.4582G	45.07	54.00	-8.93	3	Horizontal	272	1.50
802.11ac VHT20_Nss1,(MCS0)_1TX	Pass	PK	6.0998G	58.90	68.20	-9.30	3	Vertical	172	1.53
802.11ax HEW20_Nss1,(MCS0)_1TX	Pass	PK	6.0734G	58.81	68.20	-9.39	3	Horizontal	276	1.26
5.85-5.895GHz	-	-	-	-	-	-	-	-	-	-
802.11a_Nss1,(6Mbps)_1TX	Pass	PK	5.6314G	57.54	68.20	-10.66	3	Horizontal	278	2.06
802.11n HT20_Nss1,(MCS0)_1TX	Pass	PK	5.6114G	57.57	68.20	-10.63	3	Vertical	178	1.60
802.11ac VHT20_Nss1,(MCS0)_1TX	Pass	PK	5.6302G	58.27	68.20	-9.93	3	Horizontal	276	1.21
802.11ax HEW20_Nss1,(MCS0)_1TX	Pass	PK	5.629G	57.13	68.20	-11.07	3	Horizontal	276	1.45

Result

Mode	Result	Type	Freq (Hz)	Level (dBuV/m)	Limit (dBuV/m)	Margin (dB)	Dist (m)	Condition	Azimuth (°)	Height (m)
802.11a_Nss1,(6Mbps)_1TX	-	-	-	-	-	-	-	-	-	-
5180MHz	Pass	AV	5.15G	52.83	54.00	-1.17	3	Vertical	163	2.15
5180MHz	Pass	AV	5.1754G	93.91	Inf	-Inf	3	Vertical	163	2.15
5180MHz	Pass	PK	5.1496G	67.94	74.00	-6.06	3	Vertical	163	2.15
5180MHz	Pass	PK	5.1758G	102.68	Inf	-Inf	3	Vertical	163	2.15
5180MHz	Pass	AV	5.1492G	47.32	54.00	-6.68	3	Horizontal	297	2.06
5180MHz	Pass	AV	5.1744G	85.43	Inf	-Inf	3	Horizontal	297	2.06
5180MHz	Pass	PK	5.1492G	59.40	74.00	-14.60	3	Horizontal	297	2.06
5180MHz	Pass	PK	5.1758G	94.12	Inf	-Inf	3	Horizontal	297	2.06
5180MHz	Pass	AV	15.54522G	45.12	54.00	-8.88	3	Vertical	185	1.49
5180MHz	Pass	PK	10.3618G	59.37	68.20	-8.83	3	Vertical	217	1.73
5180MHz	Pass	PK	15.54618G	58.74	74.00	-15.26	3	Vertical	185	1.49
5180MHz	Pass	AV	15.5462G	45.10	54.00	-8.90	3	Horizontal	197	1.77
5180MHz	Pass	PK	10.36174G	58.45	68.20	-9.75	3	Horizontal	207	2.81
5180MHz	Pass	PK	15.54612G	58.18	74.00	-15.82	3	Horizontal	197	1.77
5200MHz	Pass	AV	5.1492G	46.06	54.00	-7.94	3	Vertical	163	2.24
5200MHz	Pass	AV	5.1952G	93.91	Inf	-Inf	3	Vertical	163	2.24
5200MHz	Pass	PK	5.1464G	57.88	74.00	-16.12	3	Vertical	163	2.24
5200MHz	Pass	PK	5.1956G	102.77	Inf	-Inf	3	Vertical	163	2.24
5200MHz	Pass	AV	5.1492G	45.46	54.00	-8.54	3	Horizontal	301	2.31
5200MHz	Pass	AV	5.1952G	85.73	Inf	-Inf	3	Horizontal	301	2.31
5200MHz	Pass	PK	5.1168G	57.15	74.00	-16.85	3	Horizontal	301	2.31
5200MHz	Pass	PK	5.196G	94.54	Inf	-Inf	3	Horizontal	301	2.31
5200MHz	Pass	AV	15.59812G	45.36	54.00	-8.64	3	Vertical	191	2.45
5200MHz	Pass	PK	10.4018G	57.71	68.20	-10.49	3	Vertical	214	1.50
5200MHz	Pass	PK	15.606G	58.19	74.00	-15.81	3	Vertical	191	2.45
5200MHz	Pass	AV	15.59828G	45.23	54.00	-8.77	3	Horizontal	193	1.68
5200MHz	Pass	PK	10.40176G	58.79	68.20	-9.41	3	Horizontal	218	2.25
5200MHz	Pass	PK	15.60396G	57.49	74.00	-16.51	3	Horizontal	193	1.68
5240MHz	Pass	AV	5.1422G	45.57	54.00	-8.43	3	Vertical	164	2.21
5240MHz	Pass	AV	5.2412G	93.43	Inf	-Inf	3	Vertical	164	2.21
5240MHz	Pass	AV	5.363G	45.61	54.00	-8.39	3	Vertical	164	2.21
5240MHz	Pass	PK	5.15G	57.47	74.00	-16.53	3	Vertical	164	2.21
5240MHz	Pass	PK	5.2412G	101.87	Inf	-Inf	3	Vertical	164	2.21
5240MHz	Pass	PK	5.387G	56.83	74.00	-17.17	3	Vertical	164	2.21
5240MHz	Pass	AV	5.141G	45.36	54.00	-8.64	3	Horizontal	309	2.52
5240MHz	Pass	AV	5.2352G	84.64	Inf	-Inf	3	Horizontal	309	2.52
5240MHz	Pass	AV	5.387G	45.59	54.00	-8.41	3	Horizontal	309	2.52
5240MHz	Pass	PK	5.1482G	56.58	74.00	-17.42	3	Horizontal	309	2.52
5240MHz	Pass	PK	5.2358G	93.35	Inf	-Inf	3	Horizontal	309	2.52
5240MHz	Pass	PK	5.3816G	56.85	74.00	-17.15	3	Horizontal	309	2.52
5240MHz	Pass	AV	15.72114G	46.25	54.00	-7.75	3	Vertical	196	2.30
5240MHz	Pass	PK	10.48152G	58.67	68.20	-9.53	3	Vertical	212	1.63
5240MHz	Pass	PK	15.72428G	59.50	74.00	-14.50	3	Vertical	196	2.30
5240MHz	Pass	AV	15.7215G	45.92	54.00	-8.08	3	Horizontal	145	1.75
5240MHz	Pass	PK	10.48172G	59.31	68.20	-8.89	3	Horizontal	216	2.31
5240MHz	Pass	PK	15.72406G	58.17	74.00	-15.83	3	Horizontal	145	1.75
5260MHz	Pass	AV	5.146G	45.65	54.00	-8.35	3	Vertical	166	1.76
5260MHz	Pass	AV	5.2546G	94.43	Inf	-Inf	3	Vertical	166	1.76
5260MHz	Pass	AV	5.3542G	45.84	54.00	-8.16	3	Vertical	166	1.76
5260MHz	Pass	PK	5.1412G	57.33	74.00	-16.67	3	Vertical	166	1.76
5260MHz	Pass	PK	5.2558G	102.86	Inf	-Inf	3	Vertical	166	1.76
5260MHz	Pass	PK	5.3914G	57.33	74.00	-16.67	3	Vertical	166	1.76
5260MHz	Pass	AV	5.143G	45.61	54.00	-8.39	3	Horizontal	220	1.05
5260MHz	Pass	AV	5.2558G	86.85	Inf	-Inf	3	Horizontal	220	1.05
5260MHz	Pass	AV	5.3524G	45.64	54.00	-8.36	3	Horizontal	220	1.05
5260MHz	Pass	PK	5.14G	56.93	74.00	-17.07	3	Horizontal	220	1.05
5260MHz	Pass	PK	5.2558G	95.64	Inf	-Inf	3	Horizontal	220	1.05
5260MHz	Pass	PK	5.371G	58.05	74.00	-15.95	3	Horizontal	220	1.05
5260MHz	Pass	AV	15.77412G	45.45	54.00	-8.55	3	Vertical	202	1.50
5260MHz	Pass	PK	10.52164G	60.43	68.20	-7.77	3	Vertical	218	1.54

Mode	Result	Type	Freq (Hz)	Level (dBuV/m)	Limit (dBuV/m)	Margin (dB)	Dist (m)	Condition	Azimuth (°)	Height (m)
5260MHz	Pass	PK	15.77948G	58.43	74.00	-15.57	3	Vertical	202	1.50
5260MHz	Pass	AV	15.78172G	45.49	54.00	-8.51	3	Horizontal	198	1.55
5260MHz	Pass	PK	10.52168G	59.58	68.20	-8.62	3	Horizontal	21	1.71
5260MHz	Pass	PK	15.78616G	58.20	74.00	-15.80	3	Horizontal	198	1.55
5300MHz	Pass	AV	5.3016G	93.94	Inf	-Inf	3	Vertical	166	1.73
5300MHz	Pass	AV	5.35G	49.36	54.00	-4.64	3	Vertical	166	1.73
5300MHz	Pass	PK	5.296G	102.32	Inf	-Inf	3	Vertical	166	1.73
5300MHz	Pass	PK	5.35G	62.37	74.00	-11.63	3	Vertical	166	1.73
5300MHz	Pass	AV	5.3016G	85.03	Inf	-Inf	3	Horizontal	328	2.03
5300MHz	Pass	AV	5.3512G	46.05	54.00	-7.95	3	Horizontal	328	2.03
5300MHz	Pass	PK	5.296G	93.77	Inf	-Inf	3	Horizontal	328	2.03
5300MHz	Pass	PK	5.3996G	57.28	74.00	-16.72	3	Horizontal	328	2.03
5300MHz	Pass	AV	15.90028G	44.22	54.00	-9.78	3	Vertical	212	1.50
5300MHz	Pass	PK	10.60188G	61.51	74.00	-12.49	3	Vertical	225	1.61
5300MHz	Pass	PK	15.89956G	56.96	74.00	-17.04	3	Vertical	212	1.50
5300MHz	Pass	AV	15.90036G	44.50	54.00	-9.50	3	Horizontal	198	1.61
5300MHz	Pass	PK	10.60176G	60.01	74.00	-13.99	3	Horizontal	23	1.77
5300MHz	Pass	PK	15.90424G	56.93	74.00	-17.07	3	Horizontal	198	1.61
5320MHz	Pass	AV	5.3246G	91.25	Inf	-Inf	3	Vertical	172	1.63
5320MHz	Pass	AV	5.35G	52.23	54.00	-1.77	3	Vertical	172	1.63
5320MHz	Pass	PK	5.3242G	99.25	Inf	-Inf	3	Vertical	172	1.63
5320MHz	Pass	PK	5.3534G	66.32	74.00	-7.68	3	Vertical	172	1.63
5320MHz	Pass	AV	5.3246G	82.30	Inf	-Inf	3	Horizontal	121	2.17
5320MHz	Pass	AV	5.35G	46.95	54.00	-7.05	3	Horizontal	121	2.17
5320MHz	Pass	PK	5.3262G	90.20	Inf	-Inf	3	Horizontal	121	2.17
5320MHz	Pass	PK	5.35G	59.88	74.00	-14.12	3	Horizontal	121	2.17
5320MHz	Pass	AV	10.63984G	47.68	54.00	-6.32	3	Vertical	222	1.65
5320MHz	Pass	AV	15.96172G	43.15	54.00	-10.85	3	Vertical	26	2.09
5320MHz	Pass	PK	10.64168G	59.98	74.00	-14.02	3	Vertical	222	1.65
5320MHz	Pass	PK	15.95686G	56.33	74.00	-17.67	3	Vertical	26	2.09
5320MHz	Pass	AV	10.64004G	45.84	54.00	-8.16	3	Horizontal	24	1.68
5320MHz	Pass	AV	15.96126G	42.40	54.00	-11.60	3	Horizontal	193	1.74
5320MHz	Pass	PK	10.6418G	58.23	74.00	-15.77	3	Horizontal	24	1.68
5320MHz	Pass	PK	15.95664G	55.39	74.00	-18.61	3	Horizontal	193	1.74
5500MHz	Pass	AV	5.46G	47.97	54.00	-6.03	3	Vertical	163	1.63
5500MHz	Pass	AV	5.4954G	92.69	Inf	-Inf	3	Vertical	163	1.63
5500MHz	Pass	PK	5.4596G	63.85	74.00	-10.15	3	Vertical	163	1.63
5500MHz	Pass	PK	5.4698G	66.38	68.20	-1.82	3	Vertical	163	1.63
5500MHz	Pass	PK	5.4956G	101.28	Inf	-Inf	3	Vertical	163	1.63
5500MHz	Pass	AV	5.459G	45.87	54.00	-8.13	3	Horizontal	290	2.04
5500MHz	Pass	AV	5.4952G	83.76	Inf	-Inf	3	Horizontal	290	2.04
5500MHz	Pass	PK	5.46G	58.07	74.00	-15.93	3	Horizontal	290	2.04
5500MHz	Pass	PK	5.4694G	59.66	68.20	-8.54	3	Horizontal	290	2.04
5500MHz	Pass	PK	5.4958G	92.53	Inf	-Inf	3	Horizontal	290	2.04
5500MHz	Pass	AV	10.99972G	45.49	54.00	-8.51	3	Vertical	200	2.62
5500MHz	Pass	PK	11.00144G	58.41	74.00	-15.59	3	Vertical	200	2.62
5500MHz	Pass	PK	16.4984G	55.68	68.20	-12.52	3	Vertical	25	2.98
5500MHz	Pass	AV	10.99976G	44.41	54.00	-9.59	3	Horizontal	142	1.50
5500MHz	Pass	PK	11.00172G	56.42	74.00	-17.58	3	Horizontal	142	1.50
5500MHz	Pass	PK	16.49124G	58.87	68.20	-9.33	3	Horizontal	294	1.71
5580MHz	Pass	AV	5.4318G	45.45	54.00	-8.55	3	Vertical	160	1.50
5580MHz	Pass	AV	5.5812G	91.31	Inf	-Inf	3	Vertical	160	1.50
5580MHz	Pass	PK	5.4522G	56.39	74.00	-17.61	3	Vertical	160	1.50
5580MHz	Pass	PK	5.4636G	55.54	68.20	-12.66	3	Vertical	160	1.50
5580MHz	Pass	PK	5.5758G	99.75	Inf	-Inf	3	Vertical	160	1.50
5580MHz	Pass	PK	5.73G	57.75	68.20	-10.45	3	Vertical	160	1.50
5580MHz	Pass	AV	5.43G	45.47	54.00	-8.53	3	Horizontal	294	2.00
5580MHz	Pass	AV	5.5746G	82.67	Inf	-Inf	3	Horizontal	294	2.00
5580MHz	Pass	PK	5.43G	56.55	74.00	-17.45	3	Horizontal	294	2.00
5580MHz	Pass	PK	5.4696G	56.30	68.20	-11.90	3	Horizontal	294	2.00
5580MHz	Pass	PK	5.5758G	91.32	Inf	-Inf	3	Horizontal	294	2.00
5580MHz	Pass	PK	5.7264G	57.91	68.20	-10.29	3	Horizontal	294	2.00

Mode	Result	Type	Freq (Hz)	Level (dBuV/m)	Limit (dBuV/m)	Margin (dB)	Dist (m)	Condition	Azimuth (°)	Height (m)
5580MHz	Pass	AV	11.15988G	43.68	54.00	-10.32	3	Vertical	203	2.51
5580MHz	Pass	PK	11.1616G	56.27	74.00	-17.73	3	Vertical	203	2.51
5580MHz	Pass	PK	16.73592G	57.11	68.20	-11.09	3	Vertical	0	3.00
5580MHz	Pass	AV	11.1596G	44.78	54.00	-9.22	3	Horizontal	205	2.36
5580MHz	Pass	PK	11.16152G	57.13	74.00	-16.87	3	Horizontal	205	2.36
5580MHz	Pass	PK	16.73536G	55.68	68.20	-12.52	3	Horizontal	192	2.46
5700MHz	Pass	AV	5.6944G	88.40	Inf	-Inf	3	Vertical	161	1.80
5700MHz	Pass	PK	5.696G	96.93	Inf	-Inf	3	Vertical	161	1.80
5700MHz	Pass	PK	5.726G	68.05	68.20	-0.15	3	Vertical	161	1.80
5700MHz	Pass	AV	5.6944G	78.67	Inf	-Inf	3	Horizontal	317	2.14
5700MHz	Pass	PK	5.696G	87.21	Inf	-Inf	3	Horizontal	317	2.14
5700MHz	Pass	PK	5.726G	60.08	68.20	-8.12	3	Horizontal	317	2.14
5700MHz	Pass	AV	11.39244G	38.28	54.00	-15.72	3	Vertical	170	3.00
5700MHz	Pass	PK	11.39936G	50.46	74.00	-23.54	3	Vertical	170	3.00
5700MHz	Pass	PK	17.10472G	55.43	68.20	-12.77	3	Vertical	196	3.00
5700MHz	Pass	AV	11.39968G	38.81	54.00	-15.19	3	Horizontal	31	2.37
5700MHz	Pass	PK	11.39924G	50.64	74.00	-23.36	3	Horizontal	31	2.37
5700MHz	Pass	PK	17.10306G	55.70	68.20	-12.50	3	Horizontal	170	2.54
5720MHz Straddle 5.47-5.725GHz	Pass	AV	5.4212G	45.33	54.00	-8.67	3	Vertical	161	1.70
5720MHz Straddle 5.47-5.725GHz	Pass	AV	5.714G	81.62	Inf	-Inf	3	Vertical	161	1.70
5720MHz Straddle 5.47-5.725GHz	Pass	PK	5.4344G	56.33	74.00	-17.67	3	Vertical	161	1.70
5720MHz Straddle 5.47-5.725GHz	Pass	PK	5.4608G	55.82	68.20	-12.38	3	Vertical	161	1.70
5720MHz Straddle 5.47-5.725GHz	Pass	PK	5.7164G	90.26	Inf	-Inf	3	Vertical	161	1.70
5720MHz Straddle 5.47-5.725GHz	Pass	PK	5.9636G	58.09	68.20	-10.11	3	Vertical	161	1.70
5720MHz Straddle 5.47-5.725GHz	Pass	AV	5.4236G	45.31	54.00	-8.69	3	Horizontal	304	1.80
5720MHz Straddle 5.47-5.725GHz	Pass	AV	5.7212G	71.22	Inf	-Inf	3	Horizontal	304	1.80
5720MHz Straddle 5.47-5.725GHz	Pass	PK	5.4584G	56.76	74.00	-17.24	3	Horizontal	304	1.80
5720MHz Straddle 5.47-5.725GHz	Pass	PK	5.4644G	55.90	68.20	-12.30	3	Horizontal	304	1.80
5720MHz Straddle 5.47-5.725GHz	Pass	PK	5.7224G	79.04	Inf	-Inf	3	Horizontal	304	1.80
5720MHz Straddle 5.47-5.725GHz	Pass	PK	5.9G	58.13	68.20	-10.07	3	Horizontal	304	1.80
5720MHz Straddle 5.47-5.725GHz	Pass	AV	11.43534G	37.78	54.00	-16.22	3	Vertical	330	2.24
5720MHz Straddle 5.47-5.725GHz	Pass	PK	11.44394G	49.20	74.00	-24.80	3	Vertical	330	2.24
5720MHz Straddle 5.47-5.725GHz	Pass	PK	17.15744G	55.06	68.20	-13.14	3	Vertical	156	2.65
5720MHz Straddle 5.47-5.725GHz	Pass	AV	11.43504G	37.78	54.00	-16.22	3	Horizontal	124	2.91
5720MHz Straddle 5.47-5.725GHz	Pass	PK	11.43598G	49.14	74.00	-24.86	3	Horizontal	124	2.91
5720MHz Straddle 5.47-5.725GHz	Pass	PK	17.15598G	54.15	68.20	-14.05	3	Horizontal	350	1.40
5745MHz	Pass	AV	5.4486G	45.18	54.00	-8.82	3	Vertical	161	1.80
5745MHz	Pass	AV	5.739G	88.25	Inf	-Inf	3	Vertical	161	1.80
5745MHz	Pass	PK	5.6262G	56.51	68.20	-11.69	3	Vertical	161	1.80
5745MHz	Pass	PK	5.7414G	95.89	Inf	-Inf	3	Vertical	161	1.80
5745MHz	Pass	PK	5.9646G	59.48	68.20	-8.72	3	Vertical	161	1.80
5745MHz	Pass	AV	5.4546G	45.21	54.00	-8.79	3	Horizontal	308	1.97
5745MHz	Pass	AV	5.7414G	79.69	Inf	-Inf	3	Horizontal	308	1.97
5745MHz	Pass	PK	5.5782G	57.73	68.20	-10.47	3	Horizontal	308	1.97
5745MHz	Pass	PK	5.7474G	87.30	Inf	-Inf	3	Horizontal	308	1.97
5745MHz	Pass	PK	5.9658G	58.62	68.20	-9.58	3	Horizontal	308	1.97
5745MHz	Pass	AV	11.48992G	39.46	54.00	-14.54	3	Vertical	36	1.76
5745MHz	Pass	PK	11.48984G	51.67	74.00	-22.33	3	Vertical	36	1.76
5745MHz	Pass	PK	17.23048G	55.27	68.20	-12.93	3	Vertical	8	2.19
5745MHz	Pass	AV	11.48948G	39.79	54.00	-14.21	3	Horizontal	195	1.49
5745MHz	Pass	PK	11.4898G	51.41	74.00	-22.59	3	Horizontal	195	1.49
5745MHz	Pass	PK	17.2322G	56.02	68.20	-12.18	3	Horizontal	59	1.75
5785MHz	Pass	AV	5.7814G	87.98	Inf	-Inf	3	Vertical	196	1.84
5785MHz	Pass	PK	5.5702G	57.74	68.20	-10.46	3	Vertical	196	1.84
5785MHz	Pass	PK	5.7814G	95.38	Inf	-Inf	3	Vertical	196	1.84
5785MHz	Pass	PK	6.0034G	58.07	68.20	-10.13	3	Vertical	196	1.84
5785MHz	Pass	AV	5.7802G	78.94	Inf	-Inf	3	Horizontal	307	1.98
5785MHz	Pass	PK	5.6446G	57.11	68.20	-11.09	3	Horizontal	307	1.98
5785MHz	Pass	PK	5.7898G	86.28	Inf	-Inf	3	Horizontal	307	1.98
5785MHz	Pass	PK	6.055G	57.72	68.20	-10.48	3	Horizontal	307	1.98
5785MHz	Pass	AV	11.56972G	40.65	54.00	-13.35	3	Vertical	345	2.58
5785MHz	Pass	PK	11.56912G	52.11	74.00	-21.89	3	Vertical	345	2.58

Mode	Result	Type	Freq (Hz)	Level (dBuV/m)	Limit (dBuV/m)	Margin (dB)	Dist (m)	Condition	Azimuth (°)	Height (m)
5785MHz	Pass	PK	17.35644G	55.31	68.20	-12.89	3	Vertical	148	2.20
5785MHz	Pass	AV	11.56936G	39.91	54.00	-14.09	3	Horizontal	222	1.74
5785MHz	Pass	PK	11.57144G	52.15	74.00	-21.85	3	Horizontal	222	1.74
5785MHz	Pass	PK	17.3559G	55.39	68.20	-12.81	3	Horizontal	46	1.98
5825MHz	Pass	AV	5.819G	87.56	Inf	-Inf	3	Vertical	196	1.67
5825MHz	Pass	PK	5.5766G	57.02	68.20	-11.18	3	Vertical	196	1.67
5825MHz	Pass	PK	5.8202G	95.46	Inf	-Inf	3	Vertical	196	1.67
5825MHz	Pass	PK	5.9822G	58.86	68.20	-9.34	3	Vertical	196	1.67
5825MHz	Pass	AV	5.819G	78.16	Inf	-Inf	3	Horizontal	283	2.15
5825MHz	Pass	PK	5.615G	57.14	68.20	-11.06	3	Horizontal	283	2.15
5825MHz	Pass	PK	5.8202G	85.55	Inf	-Inf	3	Horizontal	283	2.15
5825MHz	Pass	PK	6.0278G	58.87	68.20	-9.33	3	Horizontal	283	2.15
5825MHz	Pass	AV	11.64924G	39.81	54.00	-14.19	3	Vertical	19	1.80
5825MHz	Pass	PK	11.64988G	51.85	74.00	-22.15	3	Vertical	19	1.80
5825MHz	Pass	PK	17.4754G	55.01	68.20	-13.19	3	Vertical	171	1.50
5825MHz	Pass	AV	11.64932G	41.11	54.00	-12.89	3	Horizontal	36	2.07
5825MHz	Pass	PK	11.65152G	53.17	74.00	-20.83	3	Horizontal	36	2.07
5825MHz	Pass	PK	17.47046G	55.57	68.20	-12.63	3	Horizontal	326	1.89
5845MHz	Pass	AV	5.839G	87.27	Inf	-Inf	3	Vertical	178	1.80
5845MHz	Pass	AV	6.0442G	47.54	68.20	-20.66	3	Vertical	178	1.80
5845MHz	Pass	PK	5.6374G	56.53	68.20	-11.67	3	Vertical	178	1.80
5845MHz	Pass	PK	5.8414G	94.67	Inf	-Inf	3	Vertical	178	1.80
5845MHz	Pass	PK	5.9362G	58.28	88.20	-29.92	3	Vertical	178	1.80
5845MHz	Pass	AV	5.8402G	77.44	Inf	-Inf	3	Horizontal	278	2.06
5845MHz	Pass	AV	6.0586G	47.54	68.20	-20.66	3	Horizontal	278	2.06
5845MHz	Pass	PK	5.6314G	57.54	68.20	-10.66	3	Horizontal	278	2.06
5845MHz	Pass	PK	5.8402G	85.22	Inf	-Inf	3	Horizontal	278	2.06
5845MHz	Pass	PK	6.019G	58.35	88.20	-29.85	3	Horizontal	278	2.06
5845MHz	Pass	AV	11.6896G	39.48	54.00	-14.52	3	Vertical	126	2.44
5845MHz	Pass	AV	17.53962G	43.25	68.20	-24.95	3	Vertical	189	1.50
5845MHz	Pass	PK	11.69474G	51.57	74.00	-22.43	3	Vertical	126	2.44
5845MHz	Pass	PK	17.53136G	54.97	88.20	-33.23	3	Vertical	189	1.50
5845MHz	Pass	AV	11.68926G	41.42	54.00	-12.58	3	Horizontal	26	2.17
5845MHz	Pass	AV	17.53784G	43.21	68.20	-24.99	3	Horizontal	265	1.04
5845MHz	Pass	PK	11.69068G	53.76	74.00	-20.24	3	Horizontal	26	2.17
5845MHz	Pass	PK	17.53896G	54.50	88.20	-33.70	3	Horizontal	265	1.04
5865MHz	Pass	AV	5.8602G	86.72	Inf	-Inf	3	Vertical	159	1.73
5865MHz	Pass	AV	6.1626G	47.67	68.20	-20.53	3	Vertical	159	1.73
5865MHz	Pass	PK	5.637G	57.17	68.20	-11.03	3	Vertical	159	1.73
5865MHz	Pass	PK	5.8614G	94.06	Inf	-Inf	3	Vertical	159	1.73
5865MHz	Pass	PK	5.9646G	58.33	88.20	-29.87	3	Vertical	159	1.73
5865MHz	Pass	AV	5.859G	75.92	Inf	-Inf	3	Horizontal	282	1.80
5865MHz	Pass	AV	6.0378G	47.52	68.20	-20.68	3	Horizontal	282	1.80
5865MHz	Pass	PK	5.6022G	56.75	68.20	-11.45	3	Horizontal	282	1.80
5865MHz	Pass	PK	5.8614G	84.26	Inf	-Inf	3	Horizontal	282	1.80
5865MHz	Pass	PK	6.0414G	58.40	88.20	-29.80	3	Horizontal	282	1.80
5865MHz	Pass	AV	11.72928G	39.20	54.00	-14.80	3	Vertical	135	2.58
5865MHz	Pass	AV	17.59902G	43.30	68.20	-24.90	3	Vertical	191	2.40
5865MHz	Pass	PK	11.7204G	51.16	74.00	-22.84	3	Vertical	135	2.58
5865MHz	Pass	PK	17.5989G	54.58	88.20	-33.62	3	Vertical	191	2.40
5865MHz	Pass	AV	11.72964G	40.81	54.00	-13.19	3	Horizontal	24	2.34
5865MHz	Pass	AV	17.60016G	43.30	68.20	-24.90	3	Horizontal	132	2.56
5865MHz	Pass	PK	11.73174G	53.76	74.00	-20.24	3	Horizontal	24	2.34
5865MHz	Pass	PK	17.6049G	54.78	88.20	-33.42	3	Horizontal	132	2.56
5885MHz	Pass	AV	5.8862G	86.44	Inf	-Inf	3	Vertical	157	1.80
5885MHz	Pass	AV	6.1718G	47.77	68.20	-20.43	3	Vertical	157	1.80
5885MHz	Pass	PK	5.6246G	56.18	68.20	-12.02	3	Vertical	157	1.80
5885MHz	Pass	PK	5.891G	93.85	Inf	-Inf	3	Vertical	157	1.80
5885MHz	Pass	PK	5.9834G	58.22	88.20	-29.98	3	Vertical	157	1.80
5885MHz	Pass	AV	5.879G	76.17	Inf	-Inf	3	Horizontal	227	2.46
5885MHz	Pass	AV	6.1766G	47.63	68.20	-20.57	3	Horizontal	227	2.46
5885MHz	Pass	PK	5.6114G	56.49	68.20	-11.71	3	Horizontal	227	2.46

Mode	Result	Type	Freq (Hz)	Level (dBuV/m)	Limit (dBuV/m)	Margin (dB)	Dist (m)	Condition	Azimuth (°)	Height (m)
5885MHz	Pass	PK	5.8802G	84.40	Inf	-Inf	3	Horizontal	227	2.46
5885MHz	Pass	PK	6.149G	57.96	88.20	-30.24	3	Horizontal	227	2.46
5885MHz	Pass	AV	11.76976G	39.23	54.00	-14.77	3	Vertical	157	1.50
5885MHz	Pass	AV	17.65648G	43.36	68.20	-24.84	3	Vertical	10	1.50
5885MHz	Pass	PK	11.77008G	51.27	74.00	-22.73	3	Vertical	157	1.50
5885MHz	Pass	PK	17.65552G	55.41	88.20	-32.79	3	Vertical	10	1.50
5885MHz	Pass	AV	11.77016G	40.96	54.00	-13.04	3	Horizontal	23	2.22
5885MHz	Pass	AV	17.65548G	43.54	68.20	-24.66	3	Horizontal	156	2.95
5885MHz	Pass	PK	11.76836G	53.11	74.00	-20.89	3	Horizontal	23	2.22
5885MHz	Pass	PK	17.65132G	55.74	88.20	-32.46	3	Horizontal	156	2.95
802.11n HT20_Nss1,(MCS0)_1TX	-	-	-	-	-	-	-	-	-	-
5180MHz	Pass	AV	5.15G	47.80	54.00	-6.20	3	Vertical	194	1.90
5180MHz	Pass	AV	5.1868G	87.26	Inf	-Inf	3	Vertical	194	1.90
5180MHz	Pass	PK	5.1494G	62.04	74.00	-11.96	3	Vertical	194	1.90
5180MHz	Pass	PK	5.1836G	98.75	Inf	-Inf	3	Vertical	194	1.90
5180MHz	Pass	AV	5.15G	47.70	54.00	-6.30	3	Horizontal	196	1.90
5180MHz	Pass	AV	5.1858G	87.20	Inf	-Inf	3	Horizontal	196	1.90
5180MHz	Pass	PK	5.1498G	62.10	74.00	-11.90	3	Horizontal	196	1.90
5180MHz	Pass	PK	5.1834G	98.64	Inf	-Inf	3	Horizontal	196	1.90
5180MHz	Pass	AV	15.54372G	47.20	54.00	-6.80	3	Vertical	330	1.01
5180MHz	Pass	PK	10.36256G	67.78	68.20	-0.42	3	Vertical	360	3.00
5180MHz	Pass	PK	15.53824G	61.72	74.00	-12.28	3	Vertical	330	1.01
5180MHz	Pass	AV	15.5412G	50.30	54.00	-3.70	3	Horizontal	10	1.70
5180MHz	Pass	PK	10.35992G	66.81	68.20	-1.39	3	Horizontal	349	1.71
5180MHz	Pass	PK	15.54736G	65.22	74.00	-8.78	3	Horizontal	10	1.70
5200MHz	Pass	AV	5.1496G	46.44	54.00	-7.56	3	Vertical	164	1.69
5200MHz	Pass	AV	5.1984G	93.15	Inf	-Inf	3	Vertical	164	1.69
5200MHz	Pass	PK	5.1468G	58.41	74.00	-15.59	3	Vertical	164	1.69
5200MHz	Pass	PK	5.2012G	102.95	Inf	-Inf	3	Vertical	164	1.69
5200MHz	Pass	AV	5.1496G	45.67	54.00	-8.33	3	Horizontal	302	2.31
5200MHz	Pass	AV	5.1944G	85.43	Inf	-Inf	3	Horizontal	302	2.31
5200MHz	Pass	PK	5.1496G	56.54	74.00	-17.46	3	Horizontal	302	2.31
5200MHz	Pass	PK	5.1956G	94.94	Inf	-Inf	3	Horizontal	302	2.31
5200MHz	Pass	AV	15.5974G	45.83	54.00	-8.17	3	Vertical	199	2.83
5200MHz	Pass	PK	10.3996G	56.77	68.20	-11.43	3	Vertical	212	1.50
5200MHz	Pass	PK	15.60102G	59.36	74.00	-14.64	3	Vertical	199	2.83
5200MHz	Pass	AV	15.5968G	45.34	54.00	-8.66	3	Horizontal	155	1.73
5200MHz	Pass	PK	10.40008G	58.00	68.20	-10.20	3	Horizontal	226	2.36
5200MHz	Pass	PK	15.59578G	58.55	74.00	-15.45	3	Horizontal	155	1.73
5240MHz	Pass	AV	5.1452G	45.41	54.00	-8.59	3	Vertical	164	1.68
5240MHz	Pass	AV	5.2346G	93.07	Inf	-Inf	3	Vertical	164	1.68
5240MHz	Pass	AV	5.36G	45.62	54.00	-8.38	3	Vertical	164	1.68
5240MHz	Pass	PK	5.1206G	55.99	74.00	-18.01	3	Vertical	164	1.68
5240MHz	Pass	PK	5.2364G	102.45	Inf	-Inf	3	Vertical	164	1.68
5240MHz	Pass	PK	5.3522G	57.62	74.00	-16.38	3	Vertical	164	1.68
5240MHz	Pass	AV	5.1422G	45.37	54.00	-8.63	3	Horizontal	293	1.80
5240MHz	Pass	AV	5.2346G	83.88	Inf	-Inf	3	Horizontal	293	1.80
5240MHz	Pass	AV	5.3786G	45.60	54.00	-8.40	3	Horizontal	293	1.80
5240MHz	Pass	PK	5.1356G	56.18	74.00	-17.82	3	Horizontal	293	1.80
5240MHz	Pass	PK	5.2334G	93.40	Inf	-Inf	3	Horizontal	293	1.80
5240MHz	Pass	PK	5.3762G	56.33	74.00	-17.67	3	Horizontal	293	1.80
5240MHz	Pass	AV	15.7177G	45.30	54.00	-8.70	3	Vertical	207	1.96
5240MHz	Pass	PK	10.47844G	57.26	68.20	-10.94	3	Vertical	217	1.64
5240MHz	Pass	PK	15.72108G	58.26	74.00	-15.74	3	Vertical	207	1.96
5240MHz	Pass	AV	15.71782G	45.54	54.00	-8.46	3	Horizontal	159	1.72
5240MHz	Pass	PK	10.47996G	58.77	68.20	-9.43	3	Horizontal	224	2.61
5240MHz	Pass	PK	15.72212G	58.47	74.00	-15.53	3	Horizontal	159	1.72
5260MHz	Pass	AV	5.146G	45.65	54.00	-8.35	3	Vertical	155	2.00
5260MHz	Pass	AV	5.2624G	94.70	Inf	-Inf	3	Vertical	155	2.00
5260MHz	Pass	AV	5.35G	45.84	54.00	-8.16	3	Vertical	155	2.00
5260MHz	Pass	PK	5.1268G	0.00	74.00	-74.00	3	Vertical	155	2.00
5260MHz	Pass	PK	5.2612G	104.47	Inf	-Inf	3	Vertical	155	2.00

Mode	Result	Type	Freq (Hz)	Level (dBuV/m)	Limit (dBuV/m)	Margin (dB)	Dist (m)	Condition	Azimuth (°)	Height (m)
5260MHz	Pass	PK	5.35G	57.31	74.00	-16.69	3	Vertical	155	2.00
5260MHz	Pass	AV	5.1478G	45.68	54.00	-8.32	3	Horizontal	194	1.50
5260MHz	Pass	AV	5.257G	85.37	Inf	-Inf	3	Horizontal	194	1.50
5260MHz	Pass	AV	5.362G	45.85	54.00	-8.15	3	Horizontal	194	1.50
5260MHz	Pass	PK	5.128G	57.62	74.00	-16.38	3	Horizontal	194	1.50
5260MHz	Pass	PK	5.2534G	95.27	Inf	-Inf	3	Horizontal	194	1.50
5260MHz	Pass	PK	5.3518G	57.90	74.00	-16.10	3	Horizontal	194	1.50
5260MHz	Pass	AV	15.77764G	45.77	54.00	-8.23	3	Vertical	185	1.65
5260MHz	Pass	PK	10.52216G	59.43	68.20	-8.77	3	Vertical	199	1.62
5260MHz	Pass	PK	15.78104G	59.29	74.00	-14.71	3	Vertical	185	1.65
5260MHz	Pass	AV	15.77376G	45.07	54.00	-8.93	3	Horizontal	177	1.39
5260MHz	Pass	PK	10.52212G	59.10	68.20	-9.10	3	Horizontal	1	1.73
5260MHz	Pass	PK	15.77108G	57.85	74.00	-16.15	3	Horizontal	177	1.39
5300MHz	Pass	AV	5.2972G	94.21	Inf	-Inf	3	Vertical	151	1.64
5300MHz	Pass	AV	5.35G	49.77	54.00	-4.23	3	Vertical	151	1.64
5300MHz	Pass	PK	5.2932G	104.24	Inf	-Inf	3	Vertical	151	1.64
5300MHz	Pass	PK	5.3516G	65.41	74.00	-8.59	3	Vertical	151	1.64
5300MHz	Pass	AV	5.2972G	85.66	Inf	-Inf	3	Horizontal	287	1.99
5300MHz	Pass	AV	5.3504G	46.25	54.00	-7.75	3	Horizontal	287	1.99
5300MHz	Pass	PK	5.2932G	95.40	Inf	-Inf	3	Horizontal	287	1.99
5300MHz	Pass	PK	5.3556G	58.54	74.00	-15.46	3	Horizontal	287	1.99
5300MHz	Pass	AV	15.89772G	44.48	54.00	-9.52	3	Vertical	191	1.54
5300MHz	Pass	PK	10.6G	60.77	74.00	-13.23	3	Vertical	208	1.73
5300MHz	Pass	PK	15.89816G	57.30	74.00	-16.70	3	Vertical	191	1.54
5300MHz	Pass	AV	15.90156G	44.21	54.00	-9.79	3	Horizontal	171	1.58
5300MHz	Pass	PK	10.59844G	59.62	68.20	-8.58	3	Horizontal	2	1.77
5300MHz	Pass	PK	15.902G	58.15	74.00	-15.85	3	Horizontal	171	1.58
5320MHz	Pass	AV	5.3182G	92.16	Inf	-Inf	3	Vertical	155	2.16
5320MHz	Pass	AV	5.35G	53.23	54.00	-0.77	3	Vertical	155	2.16
5320MHz	Pass	PK	5.3134G	101.84	Inf	-Inf	3	Vertical	155	2.16
5320MHz	Pass	PK	5.35G	68.79	74.00	-5.21	3	Vertical	155	2.16
5320MHz	Pass	AV	5.3182G	82.90	Inf	-Inf	3	Horizontal	295	1.95
5320MHz	Pass	AV	5.3504G	47.79	54.00	-6.21	3	Horizontal	295	1.95
5320MHz	Pass	PK	5.3176G	92.65	Inf	-Inf	3	Horizontal	295	1.95
5320MHz	Pass	PK	5.35G	61.70	74.00	-12.30	3	Horizontal	295	1.95
5320MHz	Pass	AV	10.64012G	46.84	54.00	-7.16	3	Vertical	227	2.12
5320MHz	Pass	AV	15.96396G	43.26	54.00	-10.74	3	Vertical	30	1.71
5320MHz	Pass	PK	10.63968G	59.11	74.00	-14.89	3	Vertical	227	2.12
5320MHz	Pass	PK	15.9617G	56.30	74.00	-17.70	3	Vertical	30	1.71
5320MHz	Pass	AV	10.64028G	46.52	54.00	-7.48	3	Horizontal	226	1.72
5320MHz	Pass	AV	15.9576G	42.71	54.00	-11.29	3	Horizontal	204	1.63
5320MHz	Pass	PK	10.64216G	58.31	74.00	-15.69	3	Horizontal	226	1.72
5320MHz	Pass	PK	15.95524G	55.24	74.00	-18.76	3	Horizontal	204	1.63
5500MHz	Pass	AV	5.4596G	48.71	54.00	-5.29	3	Vertical	144	1.42
5500MHz	Pass	AV	5.5018G	91.78	Inf	-Inf	3	Vertical	144	1.42
5500MHz	Pass	PK	5.4566G	63.21	74.00	-10.79	3	Vertical	144	1.42
5500MHz	Pass	PK	5.4664G	66.60	68.20	-1.60	3	Vertical	144	1.42
5500MHz	Pass	PK	5.5012G	101.71	Inf	-Inf	3	Vertical	144	1.42
5500MHz	Pass	AV	5.4582G	45.67	54.00	-8.33	3	Horizontal	292	1.83
5500MHz	Pass	AV	5.4956G	82.22	Inf	-Inf	3	Horizontal	292	1.83
5500MHz	Pass	PK	5.4566G	58.00	74.00	-16.00	3	Horizontal	292	1.83
5500MHz	Pass	PK	5.467G	59.69	68.20	-8.51	3	Horizontal	292	1.83
5500MHz	Pass	PK	5.4934G	92.45	Inf	-Inf	3	Horizontal	292	1.83
5500MHz	Pass	AV	11.00012G	44.33	54.00	-9.67	3	Vertical	184	2.30
5500MHz	Pass	PK	11.0012G	56.55	74.00	-17.45	3	Vertical	184	2.30
5500MHz	Pass	PK	16.4982G	55.41	68.20	-12.79	3	Vertical	0	3.00
5500MHz	Pass	AV	10.99988G	43.38	54.00	-10.62	3	Horizontal	117	1.50
5500MHz	Pass	PK	10.99826G	54.86	74.00	-19.14	3	Horizontal	117	1.50
5500MHz	Pass	PK	16.4991G	58.56	68.20	-9.64	3	Horizontal	266	1.72
5580MHz	Pass	AV	5.4594G	45.47	54.00	-8.53	3	Vertical	142	1.50
5580MHz	Pass	AV	5.5818G	90.94	Inf	-Inf	3	Vertical	142	1.50
5580MHz	Pass	PK	5.46G	57.74	74.00	-16.26	3	Vertical	142	1.50

Mode	Result	Type	Freq (Hz)	Level (dBuV/m)	Limit (dBuV/m)	Margin (dB)	Dist (m)	Condition	Azimuth (°)	Height (m)
5580MHz	Pass	PK	5.4648G	56.37	68.20	-11.83	3	Vertical	142	1.50
5580MHz	Pass	PK	5.5812G	100.84	Inf	-Inf	3	Vertical	142	1.50
5580MHz	Pass	PK	5.7276G	58.31	68.20	-9.89	3	Vertical	142	1.50
5580MHz	Pass	AV	5.4564G	45.45	54.00	-8.55	3	Horizontal	274	2.00
5580MHz	Pass	AV	5.5746G	82.17	Inf	-Inf	3	Horizontal	274	2.00
5580MHz	Pass	PK	5.46G	57.00	74.00	-17.00	3	Horizontal	274	2.00
5580MHz	Pass	PK	5.4672G	56.77	68.20	-11.43	3	Horizontal	274	2.00
5580MHz	Pass	PK	5.5734G	92.54	Inf	-Inf	3	Horizontal	274	2.00
5580MHz	Pass	PK	5.73G	57.81	68.20	-10.39	3	Horizontal	274	2.00
5580MHz	Pass	AV	11.15958G	42.28	54.00	-11.72	3	Vertical	208	2.67
5580MHz	Pass	PK	11.15994G	53.82	74.00	-20.18	3	Vertical	208	2.67
5580MHz	Pass	PK	16.7484G	55.98	68.20	-12.22	3	Vertical	53	1.50
5580MHz	Pass	AV	11.16018G	44.67	54.00	-9.33	3	Horizontal	210	2.62
5580MHz	Pass	PK	11.16114G	56.78	74.00	-17.22	3	Horizontal	210	2.62
5580MHz	Pass	PK	16.74414G	57.22	68.20	-10.98	3	Horizontal	292	1.78
5700MHz	Pass	AV	5.6944G	81.94	Inf	-Inf	3	Vertical	176	1.72
5700MHz	Pass	PK	5.6956G	92.02	Inf	-Inf	3	Vertical	176	1.72
5700MHz	Pass	PK	5.7512G	58.36	68.20	-9.84	3	Vertical	176	1.72
5700MHz	Pass	AV	5.6944G	71.08	Inf	-Inf	3	Horizontal	100	2.10
5700MHz	Pass	PK	5.694G	81.27	Inf	-Inf	3	Horizontal	100	2.10
5700MHz	Pass	PK	5.7724G	59.08	68.20	-9.12	3	Horizontal	100	2.10
5700MHz	Pass	AV	11.39944G	38.47	54.00	-15.53	3	Vertical	0	2.88
5700MHz	Pass	PK	11.40148G	50.78	74.00	-23.22	3	Vertical	0	2.88
5700MHz	Pass	PK	17.0996G	55.06	68.20	-13.14	3	Vertical	113	1.01
5700MHz	Pass	AV	11.39572G	38.11	54.00	-15.89	3	Horizontal	347	1.50
5700MHz	Pass	PK	11.40608G	49.91	74.00	-24.09	3	Horizontal	347	1.50
5700MHz	Pass	PK	17.09888G	54.82	68.20	-13.38	3	Horizontal	271	2.23
5720MHz Straddle 5.47-5.725GHz	Pass	AV	5.4584G	45.07	54.00	-8.93	3	Vertical	175	1.64
5720MHz Straddle 5.47-5.725GHz	Pass	AV	5.7176G	81.59	Inf	-Inf	3	Vertical	175	1.64
5720MHz Straddle 5.47-5.725GHz	Pass	PK	5.426G	55.09	74.00	-18.91	3	Vertical	175	1.64
5720MHz Straddle 5.47-5.725GHz	Pass	PK	5.4608G	55.15	68.20	-13.05	3	Vertical	175	1.64
5720MHz Straddle 5.47-5.725GHz	Pass	PK	5.714G	91.37	Inf	-Inf	3	Vertical	175	1.64
5720MHz Straddle 5.47-5.725GHz	Pass	PK	5.8664G	58.65	68.20	-9.55	3	Vertical	175	1.64
5720MHz Straddle 5.47-5.725GHz	Pass	AV	5.4248G	44.92	54.00	-9.08	3	Horizontal	214	1.33
5720MHz Straddle 5.47-5.725GHz	Pass	AV	5.7248G	72.80	Inf	-Inf	3	Horizontal	214	1.33
5720MHz Straddle 5.47-5.725GHz	Pass	PK	5.4572G	56.08	74.00	-17.92	3	Horizontal	214	1.33
5720MHz Straddle 5.47-5.725GHz	Pass	PK	5.4608G	55.47	68.20	-12.73	3	Horizontal	214	1.33
5720MHz Straddle 5.47-5.725GHz	Pass	PK	5.7152G	81.46	Inf	-Inf	3	Horizontal	214	1.33
5720MHz Straddle 5.47-5.725GHz	Pass	PK	5.8904G	58.47	68.20	-9.73	3	Horizontal	214	1.33
5720MHz Straddle 5.47-5.725GHz	Pass	AV	11.43136G	37.83	54.00	-16.17	3	Vertical	88	2.89
5720MHz Straddle 5.47-5.725GHz	Pass	PK	11.43708G	50.05	74.00	-23.95	3	Vertical	88	2.89
5720MHz Straddle 5.47-5.725GHz	Pass	PK	17.16382G	54.80	68.20	-13.40	3	Vertical	190	1.50
5720MHz Straddle 5.47-5.725GHz	Pass	AV	11.43052G	37.83	54.00	-16.17	3	Horizontal	118	1.01
5720MHz Straddle 5.47-5.725GHz	Pass	PK	11.43048G	49.93	74.00	-24.07	3	Horizontal	118	1.01
5720MHz Straddle 5.47-5.725GHz	Pass	PK	17.16184G	54.19	68.20	-14.01	3	Horizontal	173	3.00
5745MHz	Pass	AV	5.4594G	44.88	54.00	-9.12	3	Vertical	164	1.87
5745MHz	Pass	AV	5.751G	88.54	Inf	-Inf	3	Vertical	164	1.87
5745MHz	Pass	PK	5.6226G	57.54	68.20	-10.66	3	Vertical	164	1.87
5745MHz	Pass	PK	5.751G	98.20	Inf	-Inf	3	Vertical	164	1.87
5745MHz	Pass	PK	5.949G	57.87	68.20	-10.33	3	Vertical	164	1.87
5745MHz	Pass	AV	5.4582G	45.07	54.00	-8.93	3	Horizontal	272	1.50
5745MHz	Pass	AV	5.7474G	79.84	Inf	-Inf	3	Horizontal	272	1.50
5745MHz	Pass	PK	5.6202G	57.06	68.20	-11.14	3	Horizontal	272	1.50
5745MHz	Pass	PK	5.7486G	89.60	Inf	-Inf	3	Horizontal	272	1.50
5745MHz	Pass	PK	5.9286G	57.84	68.20	-10.36	3	Horizontal	272	1.50
5745MHz	Pass	AV	11.48956G	41.16	54.00	-12.84	3	Vertical	357	2.50
5745MHz	Pass	PK	11.48612G	53.89	74.00	-20.11	3	Vertical	357	2.50
5745MHz	Pass	PK	17.2356G	55.08	68.20	-13.12	3	Vertical	186	1.44
5745MHz	Pass	AV	11.48952G	40.11	54.00	-13.89	3	Horizontal	224	1.61
5745MHz	Pass	PK	11.49G	52.88	74.00	-21.12	3	Horizontal	224	1.61
5745MHz	Pass	PK	17.2372G	54.78	68.20	-13.42	3	Horizontal	91	1.50
5785MHz	Pass	AV	5.779G	87.99	Inf	-Inf	3	Vertical	175	1.59

Mode	Result	Type	Freq (Hz)	Level (dBuV/m)	Limit (dBuV/m)	Margin (dB)	Dist (m)	Condition	Azimuth (°)	Height (m)
5785MHz	Pass	PK	5.6074G	58.20	68.20	-10.00	3	Vertical	175	1.59
5785MHz	Pass	PK	5.7814G	96.89	Inf	-Inf	3	Vertical	175	1.59
5785MHz	Pass	PK	6.025G	58.10	68.20	-10.10	3	Vertical	175	1.59
5785MHz	Pass	AV	5.7886G	77.21	Inf	-Inf	3	Horizontal	100	1.46
5785MHz	Pass	PK	5.635G	56.95	68.20	-11.25	3	Horizontal	100	1.46
5785MHz	Pass	PK	5.7886G	86.30	Inf	-Inf	3	Horizontal	100	1.46
5785MHz	Pass	PK	6.0814G	58.28	68.20	-9.92	3	Horizontal	100	1.46
5785MHz	Pass	AV	11.56936G	41.30	54.00	-12.70	3	Vertical	360	2.58
5785MHz	Pass	PK	11.57176G	52.88	74.00	-21.12	3	Vertical	360	2.58
5785MHz	Pass	PK	17.35908G	54.87	68.20	-13.33	3	Vertical	135	1.50
5785MHz	Pass	AV	11.569G	40.21	54.00	-13.79	3	Horizontal	223	1.65
5785MHz	Pass	PK	11.56836G	51.92	74.00	-22.08	3	Horizontal	223	1.65
5785MHz	Pass	PK	17.35902G	54.64	68.20	-13.56	3	Horizontal	212	2.95
5825MHz	Pass	AV	5.819G	87.66	Inf	-Inf	3	Vertical	174	1.66
5825MHz	Pass	PK	5.6198G	57.36	68.20	-10.84	3	Vertical	174	1.66
5825MHz	Pass	PK	5.8202G	97.44	Inf	-Inf	3	Vertical	174	1.66
5825MHz	Pass	PK	6.0638G	58.00	68.20	-10.20	3	Vertical	174	1.66
5825MHz	Pass	AV	5.8238G	79.29	Inf	-Inf	3	Horizontal	290	1.08
5825MHz	Pass	PK	5.6438G	56.70	68.20	-11.50	3	Horizontal	290	1.08
5825MHz	Pass	PK	5.819G	88.89	Inf	-Inf	3	Horizontal	290	1.08
5825MHz	Pass	PK	5.933G	58.81	68.20	-9.39	3	Horizontal	290	1.08
5825MHz	Pass	AV	11.64628G	39.41	54.00	-14.59	3	Vertical	22	1.78
5825MHz	Pass	PK	11.64524G	51.35	74.00	-22.65	3	Vertical	22	1.78
5825MHz	Pass	PK	17.4781G	55.54	68.20	-12.66	3	Vertical	350	1.50
5825MHz	Pass	AV	11.6492G	41.42	54.00	-12.58	3	Horizontal	37	2.21
5825MHz	Pass	PK	11.65012G	54.23	74.00	-19.77	3	Horizontal	37	2.21
5825MHz	Pass	PK	17.47386G	54.98	68.20	-13.22	3	Horizontal	202	1.50
5845MHz	Pass	AV	5.839G	87.39	Inf	-Inf	3	Vertical	166	2.00
5845MHz	Pass	AV	6.0466G	47.17	68.20	-21.03	3	Vertical	166	2.00
5845MHz	Pass	PK	5.641G	56.88	68.20	-11.32	3	Vertical	166	2.00
5845MHz	Pass	PK	5.8426G	96.96	Inf	-Inf	3	Vertical	166	2.00
5845MHz	Pass	PK	6.1138G	58.25	88.20	-29.95	3	Vertical	166	2.00
5845MHz	Pass	AV	5.8426G	77.03	Inf	-Inf	3	Horizontal	96	1.52
5845MHz	Pass	AV	6.1426G	47.20	68.20	-21.00	3	Horizontal	96	1.52
5845MHz	Pass	PK	5.593G	57.49	68.20	-10.71	3	Horizontal	96	1.52
5845MHz	Pass	PK	5.8402G	86.86	Inf	-Inf	3	Horizontal	96	1.52
5845MHz	Pass	PK	6.043G	58.25	88.20	-29.95	3	Horizontal	96	1.52
5845MHz	Pass	AV	11.68936G	39.46	54.00	-14.54	3	Vertical	27	1.56
5845MHz	Pass	AV	17.53974G	43.09	68.20	-25.11	3	Vertical	164	1.50
5845MHz	Pass	PK	11.68668G	51.47	74.00	-22.53	3	Vertical	27	1.56
5845MHz	Pass	PK	17.53544G	55.52	88.20	-32.68	3	Vertical	164	1.50
5845MHz	Pass	AV	11.68988G	41.37	54.00	-12.63	3	Horizontal	34	2.13
5845MHz	Pass	AV	17.53822G	43.07	68.20	-25.13	3	Horizontal	64	2.06
5845MHz	Pass	PK	11.69116G	54.21	74.00	-19.79	3	Horizontal	34	2.13
5845MHz	Pass	PK	17.53638G	54.89	88.20	-33.31	3	Horizontal	64	2.06
5865MHz	Pass	AV	5.859G	86.52	Inf	-Inf	3	Vertical	177	1.52
5865MHz	Pass	AV	6.0582G	47.37	68.20	-20.83	3	Vertical	177	1.52
5865MHz	Pass	PK	5.5794G	57.26	68.20	-10.94	3	Vertical	177	1.52
5865MHz	Pass	PK	5.8614G	96.09	Inf	-Inf	3	Vertical	177	1.52
5865MHz	Pass	PK	6.0582G	58.19	88.20	-30.01	3	Vertical	177	1.52
5865MHz	Pass	AV	5.8602G	76.69	Inf	-Inf	3	Horizontal	95	1.50
5865MHz	Pass	AV	6.1626G	47.29	68.20	-20.91	3	Horizontal	95	1.50
5865MHz	Pass	PK	5.5998G	56.54	68.20	-11.66	3	Horizontal	95	1.50
5865MHz	Pass	PK	5.8614G	86.67	Inf	-Inf	3	Horizontal	95	1.50
5865MHz	Pass	PK	6.069G	58.41	88.20	-29.79	3	Horizontal	95	1.50
5865MHz	Pass	AV	11.73056G	39.04	54.00	-14.96	3	Vertical	141	2.58
5865MHz	Pass	AV	17.59766G	43.96	68.20	-24.24	3	Vertical	102	1.34
5865MHz	Pass	PK	11.72892G	51.88	74.00	-22.12	3	Vertical	141	2.58
5865MHz	Pass	PK	17.59316G	56.34	88.20	-31.86	3	Vertical	102	1.34
5865MHz	Pass	AV	11.72908G	41.24	54.00	-12.76	3	Horizontal	38	2.22
5865MHz	Pass	AV	17.59002G	44.27	68.20	-23.93	3	Horizontal	298	2.94
5865MHz	Pass	PK	11.7308G	54.99	74.00	-19.01	3	Horizontal	38	2.22

Mode	Result	Type	Freq (Hz)	Level (dBuV/m)	Limit (dBuV/m)	Margin (dB)	Dist (m)	Condition	Azimuth (°)	Height (m)
5865MHz	Pass	PK	17.59818G	56.18	88.20	-32.02	3	Horizontal	298	2.94
5885MHz	Pass	AV	5.8838G	86.41	Inf	-Inf	3	Vertical	178	1.60
5885MHz	Pass	AV	6.1802G	47.52	68.20	-20.68	3	Vertical	178	1.60
5885MHz	Pass	PK	5.6114G	57.57	68.20	-10.63	3	Vertical	178	1.60
5885MHz	Pass	PK	5.8814G	95.99	Inf	-Inf	3	Vertical	178	1.60
5885MHz	Pass	PK	5.981G	58.59	88.20	-29.61	3	Vertical	178	1.60
5885MHz	Pass	AV	5.8862G	77.46	Inf	-Inf	3	Horizontal	269	1.44
5885MHz	Pass	AV	6.1814G	47.53	68.20	-20.67	3	Horizontal	269	1.44
5885MHz	Pass	PK	5.6342G	56.70	68.20	-11.50	3	Horizontal	269	1.44
5885MHz	Pass	PK	5.8886G	86.36	Inf	-Inf	3	Horizontal	269	1.44
5885MHz	Pass	PK	6.0266G	57.81	88.20	-30.39	3	Horizontal	269	1.44
5885MHz	Pass	AV	11.76884G	38.77	54.00	-15.23	3	Vertical	168	1.61
5885MHz	Pass	AV	17.65398G	43.18	68.20	-25.02	3	Vertical	94	1.50
5885MHz	Pass	PK	11.77096G	51.19	74.00	-22.81	3	Vertical	168	1.61
5885MHz	Pass	PK	17.65588G	54.86	88.20	-33.34	3	Vertical	94	1.50
5885MHz	Pass	AV	11.76936G	41.04	54.00	-12.96	3	Horizontal	29	2.20
5885MHz	Pass	AV	17.65388G	43.37	68.20	-24.83	3	Horizontal	0	3.00
5885MHz	Pass	PK	11.77096G	54.15	74.00	-19.85	3	Horizontal	29	2.20
5885MHz	Pass	PK	17.65294G	55.08	88.20	-33.12	3	Horizontal	0	3.00
802.11ac VHT20_Nss1,(MCS0)_1TX	-	-	-	-	-	-	-	-	-	-
5180MHz	Pass	AV	5.1496G	49.17	54.00	-4.83	3	Vertical	206	1.80
5180MHz	Pass	AV	5.1826G	88.95	Inf	-Inf	3	Vertical	206	1.80
5180MHz	Pass	PK	5.1486G	64.64	74.00	-9.36	3	Vertical	206	1.80
5180MHz	Pass	PK	5.183G	100.46	Inf	-Inf	3	Vertical	206	1.80
5180MHz	Pass	AV	5.1496G	45.53	54.00	-8.47	3	Horizontal	196	1.89
5180MHz	Pass	AV	5.1852G	84.85	Inf	-Inf	3	Horizontal	196	1.89
5180MHz	Pass	PK	5.1486G	59.55	74.00	-14.45	3	Horizontal	196	1.89
5180MHz	Pass	PK	5.1834G	96.26	Inf	-Inf	3	Horizontal	196	1.89
5180MHz	Pass	AV	15.53772G	47.58	54.00	-6.42	3	Vertical	327	1.68
5180MHz	Pass	PK	10.35982G	67.92	68.20	-0.28	3	Vertical	2	3.00
5180MHz	Pass	PK	15.54084G	62.29	74.00	-11.71	3	Vertical	327	1.68
5180MHz	Pass	AV	15.53812G	50.25	54.00	-3.75	3	Horizontal	14	1.68
5180MHz	Pass	PK	10.35988G	66.65	68.20	-1.55	3	Horizontal	333	1.00
5180MHz	Pass	PK	15.53176G	65.03	74.00	-8.97	3	Horizontal	14	1.68
5200MHz	Pass	AV	5.1492G	46.28	54.00	-7.72	3	Vertical	164	2.24
5200MHz	Pass	AV	5.1948G	94.04	Inf	-Inf	3	Vertical	164	2.24
5200MHz	Pass	PK	5.148G	60.17	74.00	-13.83	3	Vertical	164	2.24
5200MHz	Pass	PK	5.1944G	103.94	Inf	-Inf	3	Vertical	164	2.24
5200MHz	Pass	AV	5.15G	45.10	54.00	-8.90	3	Horizontal	193	1.44
5200MHz	Pass	AV	5.194G	86.85	Inf	-Inf	3	Horizontal	193	1.44
5200MHz	Pass	PK	5.1452G	56.55	74.00	-17.45	3	Horizontal	193	1.44
5200MHz	Pass	PK	5.194G	96.78	Inf	-Inf	3	Horizontal	193	1.44
5200MHz	Pass	AV	15.59746G	45.08	54.00	-8.92	3	Vertical	191	2.78
5200MHz	Pass	PK	10.40032G	57.79	68.20	-10.41	3	Vertical	200	1.50
5200MHz	Pass	PK	15.60096G	59.23	74.00	-14.77	3	Vertical	191	2.78
5200MHz	Pass	AV	15.59762G	44.67	54.00	-9.33	3	Horizontal	205	2.13
5200MHz	Pass	PK	10.40008G	58.89	68.20	-9.31	3	Horizontal	215	2.63
5200MHz	Pass	PK	15.59808G	58.02	74.00	-15.98	3	Horizontal	205	2.13
5240MHz	Pass	AV	5.1494G	44.66	54.00	-9.34	3	Vertical	163	2.21
5240MHz	Pass	AV	5.2364G	93.73	Inf	-Inf	3	Vertical	163	2.21
5240MHz	Pass	AV	5.3798G	44.79	54.00	-9.21	3	Vertical	163	2.21
5240MHz	Pass	PK	5.1068G	57.45	74.00	-16.55	3	Vertical	163	2.21
5240MHz	Pass	PK	5.2358G	103.64	Inf	-Inf	3	Vertical	163	2.21
5240MHz	Pass	PK	5.3624G	56.54	74.00	-17.46	3	Vertical	163	2.21
5240MHz	Pass	AV	5.1494G	44.66	54.00	-9.34	3	Horizontal	212	1.28
5240MHz	Pass	AV	5.2346G	87.76	Inf	-Inf	3	Horizontal	212	1.28
5240MHz	Pass	AV	5.35G	44.58	54.00	-9.42	3	Horizontal	212	1.28
5240MHz	Pass	PK	5.117G	55.73	74.00	-18.27	3	Horizontal	212	1.28
5240MHz	Pass	PK	5.2412G	97.64	Inf	-Inf	3	Horizontal	212	1.28
5240MHz	Pass	PK	5.3588G	56.59	74.00	-17.41	3	Horizontal	212	1.28
5240MHz	Pass	AV	15.71776G	45.06	54.00	-8.94	3	Vertical	205	2.04
5240MHz	Pass	PK	10.47996G	58.97	68.20	-9.23	3	Vertical	214	1.52

Mode	Result	Type	Freq (Hz)	Level (dBuV/m)	Limit (dBuV/m)	Margin (dB)	Dist (m)	Condition	Azimuth (°)	Height (m)
5240MHz	Pass	PK	15.72194G	59.15	74.00	-14.85	3	Vertical	205	2.04
5240MHz	Pass	AV	15.71776G	44.55	54.00	-9.45	3	Horizontal	156	1.75
5240MHz	Pass	PK	10.4798G	59.38	68.20	-8.82	3	Horizontal	218	2.22
5240MHz	Pass	PK	15.72068G	58.26	74.00	-15.74	3	Horizontal	156	1.75
5260MHz	Pass	AV	5.1496G	44.66	54.00	-9.34	3	Vertical	159	2.01
5260MHz	Pass	AV	5.2546G	94.05	Inf	-Inf	3	Vertical	159	2.01
5260MHz	Pass	AV	5.35G	45.02	54.00	-8.98	3	Vertical	159	2.01
5260MHz	Pass	PK	5.146G	56.51	74.00	-17.49	3	Vertical	159	2.01
5260MHz	Pass	PK	5.2546G	103.94	Inf	-Inf	3	Vertical	159	2.01
5260MHz	Pass	PK	5.365G	56.71	74.00	-17.29	3	Vertical	159	2.01
5260MHz	Pass	AV	5.1484G	44.64	54.00	-9.36	3	Horizontal	211	1.24
5260MHz	Pass	AV	5.2564G	88.27	Inf	-Inf	3	Horizontal	211	1.24
5260MHz	Pass	AV	5.3572G	44.60	54.00	-9.40	3	Horizontal	211	1.24
5260MHz	Pass	PK	5.14G	56.37	74.00	-17.63	3	Horizontal	211	1.24
5260MHz	Pass	PK	5.2558G	98.07	Inf	-Inf	3	Horizontal	211	1.24
5260MHz	Pass	PK	5.3728G	57.34	74.00	-16.66	3	Horizontal	211	1.24
5260MHz	Pass	AV	15.77732G	44.86	54.00	-9.14	3	Vertical	208	2.33
5260MHz	Pass	PK	10.52004G	58.73	68.20	-9.47	3	Vertical	228	1.62
5260MHz	Pass	PK	15.77812G	58.34	74.00	-15.66	3	Vertical	208	2.33
5260MHz	Pass	AV	15.77754G	44.73	54.00	-9.27	3	Horizontal	155	1.65
5260MHz	Pass	PK	10.52028G	59.31	68.20	-8.89	3	Horizontal	228	1.70
5260MHz	Pass	PK	15.7778G	58.82	74.00	-15.18	3	Horizontal	155	1.65
5300MHz	Pass	AV	5.3012G	92.86	Inf	-Inf	3	Vertical	197	2.17
5300MHz	Pass	AV	5.35G	48.55	54.00	-5.45	3	Vertical	197	2.17
5300MHz	Pass	PK	5.2976G	102.81	Inf	-Inf	3	Vertical	197	2.17
5300MHz	Pass	PK	5.3572G	63.62	74.00	-10.38	3	Vertical	197	2.17
5300MHz	Pass	AV	5.2968G	86.54	Inf	-Inf	3	Horizontal	212	1.32
5300MHz	Pass	AV	5.35G	45.85	54.00	-8.15	3	Horizontal	212	1.32
5300MHz	Pass	PK	5.2956G	96.49	Inf	-Inf	3	Horizontal	212	1.32
5300MHz	Pass	PK	5.3524G	58.11	74.00	-15.89	3	Horizontal	212	1.32
5300MHz	Pass	AV	15.89794G	44.20	54.00	-9.80	3	Vertical	35	1.81
5300MHz	Pass	PK	10.60004G	60.33	74.00	-13.67	3	Vertical	229	1.72
5300MHz	Pass	PK	15.90108G	58.56	74.00	-15.44	3	Vertical	35	1.81
5300MHz	Pass	AV	15.89764G	43.37	54.00	-10.63	3	Horizontal	205	1.65
5300MHz	Pass	PK	10.60012G	59.23	74.00	-14.77	3	Horizontal	227	1.72
5300MHz	Pass	PK	15.90112G	57.29	74.00	-16.71	3	Horizontal	205	1.65
5320MHz	Pass	AV	5.323G	91.75	Inf	-Inf	3	Vertical	177	1.81
5320MHz	Pass	AV	5.35G	53.49	54.00	-0.51	3	Vertical	177	1.81
5320MHz	Pass	PK	5.3212G	101.71	Inf	-Inf	3	Vertical	177	1.81
5320MHz	Pass	PK	5.3502G	69.43	74.00	-4.57	3	Vertical	177	1.81
5320MHz	Pass	AV	5.3184G	84.83	Inf	-Inf	3	Horizontal	212	1.11
5320MHz	Pass	AV	5.35G	48.40	54.00	-5.60	3	Horizontal	212	1.11
5320MHz	Pass	PK	5.3156G	94.75	Inf	-Inf	3	Horizontal	212	1.11
5320MHz	Pass	PK	5.3502G	62.75	74.00	-11.25	3	Horizontal	212	1.11
5320MHz	Pass	AV	10.63976G	45.96	54.00	-8.04	3	Vertical	227	1.60
5320MHz	Pass	AV	15.95758G	42.71	54.00	-11.29	3	Vertical	34	1.78
5320MHz	Pass	PK	10.64204G	59.24	74.00	-14.76	3	Vertical	227	1.60
5320MHz	Pass	PK	15.96064G	56.99	74.00	-17.01	3	Vertical	34	1.78
5320MHz	Pass	AV	10.63968G	45.89	54.00	-8.11	3	Horizontal	225	1.69
5320MHz	Pass	AV	15.9578G	42.24	54.00	-11.76	3	Horizontal	203	1.69
5320MHz	Pass	PK	10.64012G	59.56	74.00	-14.44	3	Horizontal	225	1.69
5320MHz	Pass	PK	15.9608G	55.76	74.00	-18.24	3	Horizontal	203	1.69
5500MHz	Pass	AV	5.4598G	47.10	54.00	-6.90	3	Vertical	163	1.90
5500MHz	Pass	AV	5.5032G	90.87	Inf	-Inf	3	Vertical	163	1.90
5500MHz	Pass	PK	5.4578G	62.02	74.00	-11.98	3	Vertical	163	1.90
5500MHz	Pass	PK	5.4694G	66.36	68.20	-1.84	3	Vertical	163	1.90
5500MHz	Pass	PK	5.4954G	100.96	Inf	-Inf	3	Vertical	163	1.90
5500MHz	Pass	AV	5.46G	45.08	54.00	-8.92	3	Horizontal	210	1.20
5500MHz	Pass	AV	5.4946G	84.36	Inf	-Inf	3	Horizontal	210	1.20
5500MHz	Pass	PK	5.4546G	58.52	74.00	-15.48	3	Horizontal	210	1.20
5500MHz	Pass	PK	5.4682G	60.03	68.20	-8.17	3	Horizontal	210	1.20
5500MHz	Pass	PK	5.4954G	94.47	Inf	-Inf	3	Horizontal	210	1.20

Mode	Result	Type	Freq (Hz)	Level (dBuV/m)	Limit (dBuV/m)	Margin (dB)	Dist (m)	Condition	Azimuth (°)	Height (m)
5500MHz	Pass	AV	10.99976G	43.31	54.00	-10.69	3	Vertical	221	1.73
5500MHz	Pass	PK	10.99996G	56.27	74.00	-17.73	3	Vertical	221	1.73
5500MHz	Pass	PK	16.4985G	54.72	68.20	-13.48	3	Vertical	201	1.50
5500MHz	Pass	AV	10.99968G	43.95	54.00	-10.05	3	Horizontal	149	1.50
5500MHz	Pass	PK	11.00008G	56.91	74.00	-17.09	3	Horizontal	149	1.50
5500MHz	Pass	PK	16.49528G	57.16	68.20	-11.04	3	Horizontal	300	1.68
5580MHz	Pass	AV	5.4396G	44.38	54.00	-9.62	3	Vertical	170	1.78
5580MHz	Pass	AV	5.583G	90.36	Inf	-Inf	3	Vertical	170	1.78
5580MHz	Pass	PK	5.4504G	55.81	74.00	-18.19	3	Vertical	170	1.78
5580MHz	Pass	PK	5.4654G	56.45	68.20	-11.75	3	Vertical	170	1.78
5580MHz	Pass	PK	5.5758G	100.60	Inf	-Inf	3	Vertical	170	1.78
5580MHz	Pass	PK	5.7252G	57.59	68.20	-10.61	3	Vertical	170	1.78
5580MHz	Pass	AV	5.4336G	44.40	54.00	-9.60	3	Horizontal	210	1.28
5580MHz	Pass	AV	5.5758G	81.89	Inf	-Inf	3	Horizontal	210	1.28
5580MHz	Pass	PK	5.4324G	56.19	74.00	-17.81	3	Horizontal	210	1.28
5580MHz	Pass	PK	5.4672G	54.95	68.20	-13.25	3	Horizontal	210	1.28
5580MHz	Pass	PK	5.5752G	91.91	Inf	-Inf	3	Horizontal	210	1.28
5580MHz	Pass	PK	5.7282G	57.36	68.20	-10.84	3	Horizontal	210	1.28
5580MHz	Pass	AV	11.15956G	41.59	54.00	-12.41	3	Vertical	220	1.68
5580MHz	Pass	PK	11.16032G	55.13	74.00	-18.87	3	Vertical	220	1.68
5580MHz	Pass	PK	16.73594G	56.32	68.20	-11.88	3	Vertical	12	2.78
5580MHz	Pass	AV	11.1594G	41.16	54.00	-12.84	3	Horizontal	153	1.50
5580MHz	Pass	PK	11.16004G	54.52	74.00	-19.48	3	Horizontal	153	1.50
5580MHz	Pass	PK	16.73806G	56.75	68.20	-11.45	3	Horizontal	294	1.69
5700MHz	Pass	AV	5.7032G	81.46	Inf	-Inf	3	Vertical	170	1.53
5700MHz	Pass	PK	5.7056G	91.49	Inf	-Inf	3	Vertical	170	1.53
5700MHz	Pass	PK	5.7804G	58.07	68.20	-10.13	3	Vertical	170	1.53
5700MHz	Pass	AV	5.7052G	72.02	Inf	-Inf	3	Horizontal	287	1.12
5700MHz	Pass	PK	5.7036G	81.73	Inf	-Inf	3	Horizontal	287	1.12
5700MHz	Pass	PK	5.746G	58.35	68.20	-9.85	3	Horizontal	287	1.12
5700MHz	Pass	AV	11.39608G	37.73	54.00	-16.27	3	Vertical	203	1.50
5700MHz	Pass	PK	11.39756G	50.91	74.00	-23.09	3	Vertical	203	1.50
5700MHz	Pass	PK	17.0997G	55.43	68.20	-12.77	3	Vertical	49	1.50
5700MHz	Pass	AV	11.39936G	37.92	54.00	-16.08	3	Horizontal	152	1.50
5700MHz	Pass	PK	11.40644G	50.76	74.00	-23.24	3	Horizontal	152	1.50
5700MHz	Pass	PK	17.1026G	55.45	68.20	-12.75	3	Horizontal	255	2.23
5720MHz Straddle 5.47-5.725GHz	Pass	AV	5.4272G	44.46	54.00	-9.54	3	Vertical	158	1.90
5720MHz Straddle 5.47-5.725GHz	Pass	AV	5.714G	81.40	Inf	-Inf	3	Vertical	158	1.90
5720MHz Straddle 5.47-5.725GHz	Pass	PK	5.438G	55.57	74.00	-18.43	3	Vertical	158	1.90
5720MHz Straddle 5.47-5.725GHz	Pass	PK	5.4632G	55.15	68.20	-13.05	3	Vertical	158	1.90
5720MHz Straddle 5.47-5.725GHz	Pass	PK	5.7176G	91.12	Inf	-Inf	3	Vertical	158	1.90
5720MHz Straddle 5.47-5.725GHz	Pass	PK	5.9156G	57.84	68.20	-10.36	3	Vertical	158	1.90
5720MHz Straddle 5.47-5.725GHz	Pass	AV	5.4404G	44.38	54.00	-9.62	3	Horizontal	287	1.10
5720MHz Straddle 5.47-5.725GHz	Pass	AV	5.7152G	72.51	Inf	-Inf	3	Horizontal	287	1.10
5720MHz Straddle 5.47-5.725GHz	Pass	PK	5.4488G	55.68	74.00	-18.32	3	Horizontal	287	1.10
5720MHz Straddle 5.47-5.725GHz	Pass	PK	5.4632G	55.21	68.20	-12.99	3	Horizontal	287	1.10
5720MHz Straddle 5.47-5.725GHz	Pass	PK	5.7164G	82.98	Inf	-Inf	3	Horizontal	287	1.10
5720MHz Straddle 5.47-5.725GHz	Pass	PK	5.942G	58.00	68.20	-10.20	3	Horizontal	287	1.10
5720MHz Straddle 5.47-5.725GHz	Pass	AV	11.43G	37.24	54.00	-16.76	3	Vertical	12	1.50
5720MHz Straddle 5.47-5.725GHz	Pass	PK	11.43332G	50.24	74.00	-23.76	3	Vertical	12	1.50
5720MHz Straddle 5.47-5.725GHz	Pass	PK	17.1648G	54.90	68.20	-13.30	3	Vertical	80	1.00
5720MHz Straddle 5.47-5.725GHz	Pass	AV	11.43G	37.24	54.00	-16.76	3	Horizontal	317	2.52
5720MHz Straddle 5.47-5.725GHz	Pass	PK	11.43536G	50.28	74.00	-23.72	3	Horizontal	317	2.52
5720MHz Straddle 5.47-5.725GHz	Pass	PK	17.16076G	54.48	68.20	-13.72	3	Horizontal	160	1.50
5745MHz	Pass	AV	5.4534G	44.41	54.00	-9.59	3	Vertical	167	1.87
5745MHz	Pass	AV	5.751G	88.14	Inf	-Inf	3	Vertical	167	1.87
5745MHz	Pass	PK	5.607G	57.17	68.20	-11.03	3	Vertical	167	1.87
5745MHz	Pass	PK	5.7486G	97.85	Inf	-Inf	3	Vertical	167	1.87
5745MHz	Pass	PK	6.0258G	58.11	68.20	-10.09	3	Vertical	167	1.87
5745MHz	Pass	AV	5.4594G	44.22	54.00	-9.78	3	Horizontal	267	1.40
5745MHz	Pass	AV	5.7414G	78.72	Inf	-Inf	3	Horizontal	267	1.40
5745MHz	Pass	PK	5.6478G	58.59	68.20	-9.61	3	Horizontal	267	1.40

Mode	Result	Type	Freq (Hz)	Level (dBuV/m)	Limit (dBuV/m)	Margin (dB)	Dist (m)	Condition	Azimuth (°)	Height (m)
5745MHz	Pass	PK	5.7462G	88.05	Inf	-Inf	3	Horizontal	267	1.40
5745MHz	Pass	PK	6.0186G	58.18	68.20	-10.02	3	Horizontal	267	1.40
5745MHz	Pass	AV	11.48972G	38.94	54.00	-15.06	3	Vertical	24	1.50
5745MHz	Pass	PK	11.49164G	52.20	74.00	-21.80	3	Vertical	24	1.50
5745MHz	Pass	PK	17.2339G	55.94	68.20	-12.26	3	Vertical	32	1.80
5745MHz	Pass	AV	11.48988G	39.47	54.00	-14.53	3	Horizontal	142	1.50
5745MHz	Pass	PK	11.48636G	53.54	74.00	-20.46	3	Horizontal	142	1.50
5745MHz	Pass	PK	17.2368G	55.71	68.20	-12.49	3	Horizontal	54	1.77
5785MHz	Pass	AV	5.779G	87.40	Inf	-Inf	3	Vertical	167	1.96
5785MHz	Pass	PK	5.6122G	56.39	68.20	-11.81	3	Vertical	167	1.96
5785MHz	Pass	PK	5.7802G	97.63	Inf	-Inf	3	Vertical	167	1.96
5785MHz	Pass	PK	6.055G	57.50	68.20	-10.70	3	Vertical	167	1.96
5785MHz	Pass	AV	5.7838G	78.80	Inf	-Inf	3	Horizontal	265	1.29
5785MHz	Pass	PK	5.6422G	57.07	68.20	-11.13	3	Horizontal	265	1.29
5785MHz	Pass	PK	5.7862G	88.65	Inf	-Inf	3	Horizontal	265	1.29
5785MHz	Pass	PK	6.0502G	58.84	68.20	-9.36	3	Horizontal	265	1.29
5785MHz	Pass	AV	11.56972G	39.59	54.00	-14.41	3	Vertical	6	1.83
5785MHz	Pass	PK	11.56712G	52.67	74.00	-21.33	3	Vertical	6	1.83
5785MHz	Pass	PK	17.35538G	55.44	68.20	-12.76	3	Vertical	346	1.33
5785MHz	Pass	AV	11.56988G	39.10	54.00	-14.90	3	Horizontal	200	1.50
5785MHz	Pass	PK	11.56664G	51.75	74.00	-22.25	3	Horizontal	200	1.50
5785MHz	Pass	PK	17.35628G	55.62	68.20	-12.58	3	Horizontal	39	1.36
5825MHz	Pass	AV	5.8286G	86.89	Inf	-Inf	3	Vertical	172	1.53
5825MHz	Pass	PK	5.5274G	56.81	68.20	-11.39	3	Vertical	172	1.53
5825MHz	Pass	PK	5.8214G	96.61	Inf	-Inf	3	Vertical	172	1.53
5825MHz	Pass	PK	6.0998G	58.90	68.20	-9.30	3	Vertical	172	1.53
5825MHz	Pass	AV	5.819G	78.65	Inf	-Inf	3	Horizontal	264	1.36
5825MHz	Pass	PK	5.6414G	56.50	68.20	-11.70	3	Horizontal	264	1.36
5825MHz	Pass	PK	5.819G	88.02	Inf	-Inf	3	Horizontal	264	1.36
5825MHz	Pass	PK	6.0458G	57.88	68.20	-10.32	3	Horizontal	264	1.36
5825MHz	Pass	AV	11.6498G	39.22	54.00	-14.78	3	Vertical	16	1.73
5825MHz	Pass	PK	11.6506G	52.58	74.00	-21.42	3	Vertical	16	1.73
5825MHz	Pass	PK	17.4728G	55.15	68.20	-13.05	3	Vertical	342	1.50
5825MHz	Pass	AV	11.64944G	39.22	54.00	-14.78	3	Horizontal	216	1.52
5825MHz	Pass	PK	11.64384G	52.90	74.00	-21.10	3	Horizontal	216	1.52
5825MHz	Pass	PK	17.4702G	55.15	68.20	-13.05	3	Horizontal	139	2.74
5845MHz	Pass	AV	5.839G	86.48	Inf	-Inf	3	Vertical	181	1.67
5845MHz	Pass	AV	6.0766G	46.70	68.20	-21.50	3	Vertical	181	1.67
5845MHz	Pass	PK	5.6494G	57.19	68.20	-11.01	3	Vertical	181	1.67
5845MHz	Pass	PK	5.8414G	96.74	Inf	-Inf	3	Vertical	181	1.67
5845MHz	Pass	PK	5.9494G	58.95	88.20	-29.25	3	Vertical	181	1.67
5845MHz	Pass	AV	5.839G	76.43	Inf	-Inf	3	Horizontal	276	1.21
5845MHz	Pass	AV	6.0094G	46.54	68.20	-21.66	3	Horizontal	276	1.21
5845MHz	Pass	PK	5.6302G	58.27	68.20	-9.93	3	Horizontal	276	1.21
5845MHz	Pass	PK	5.8414G	86.88	Inf	-Inf	3	Horizontal	276	1.21
5845MHz	Pass	PK	6.1018G	57.96	88.20	-30.24	3	Horizontal	276	1.21
5845MHz	Pass	AV	11.68964G	40.65	54.00	-13.35	3	Vertical	140	2.64
5845MHz	Pass	AV	17.53938G	42.50	68.20	-25.70	3	Vertical	338	2.18
5845MHz	Pass	PK	11.69G	53.90	74.00	-20.10	3	Vertical	140	2.64
5845MHz	Pass	PK	17.5367G	55.27	88.20	-32.93	3	Vertical	338	2.18
5845MHz	Pass	AV	11.68956G	42.93	54.00	-11.07	3	Horizontal	43	2.24
5845MHz	Pass	AV	17.53938G	42.50	68.20	-25.70	3	Horizontal	6	2.67
5845MHz	Pass	PK	11.68608G	56.93	74.00	-17.07	3	Horizontal	43	2.24
5845MHz	Pass	PK	17.538G	55.20	88.20	-33.00	3	Horizontal	6	2.67
5865MHz	Pass	AV	5.8602G	85.89	Inf	-Inf	3	Vertical	186	1.74
5865MHz	Pass	AV	6.0294G	46.66	68.20	-21.54	3	Vertical	186	1.74
5865MHz	Pass	PK	5.6202G	57.88	68.20	-10.32	3	Vertical	186	1.74
5865MHz	Pass	PK	5.8626G	95.73	Inf	-Inf	3	Vertical	186	1.74
5865MHz	Pass	PK	5.949G	58.17	88.20	-30.03	3	Vertical	186	1.74
5865MHz	Pass	AV	5.8686G	75.97	Inf	-Inf	3	Horizontal	275	1.83
5865MHz	Pass	AV	6.129G	46.73	68.20	-21.47	3	Horizontal	275	1.83
5865MHz	Pass	PK	5.6406G	56.49	68.20	-11.71	3	Horizontal	275	1.83

Mode	Result	Type	Freq (Hz)	Level (dBuV/m)	Limit (dBuV/m)	Margin (dB)	Dist (m)	Condition	Azimuth (°)	Height (m)
5865MHz	Pass	PK	5.8638G	85.14	Inf	-Inf	3	Horizontal	275	1.83
5865MHz	Pass	PK	6.087G	59.44	88.20	-28.76	3	Horizontal	275	1.83
5865MHz	Pass	AV	11.72968G	40.14	54.00	-13.86	3	Vertical	153	2.68
5865MHz	Pass	AV	17.5997G	43.23	68.20	-24.97	3	Vertical	165	1.50
5865MHz	Pass	PK	11.7302G	54.03	74.00	-19.97	3	Vertical	153	2.68
5865MHz	Pass	PK	17.59004G	56.40	88.20	-31.80	3	Vertical	165	1.50
5865MHz	Pass	AV	11.73G	42.90	54.00	-11.10	3	Horizontal	40	2.22
5865MHz	Pass	AV	17.5997G	43.23	68.20	-24.97	3	Horizontal	7	2.97
5865MHz	Pass	PK	11.72984G	56.84	74.00	-17.16	3	Horizontal	40	2.22
5865MHz	Pass	PK	17.59806G	56.44	88.20	-31.76	3	Horizontal	7	2.97
5885MHz	Pass	AV	5.8802G	85.96	Inf	-Inf	3	Vertical	184	1.50
5885MHz	Pass	AV	6.1838G	46.89	68.20	-21.31	3	Vertical	184	1.50
5885MHz	Pass	PK	5.6342G	57.14	68.20	-11.06	3	Vertical	184	1.50
5885MHz	Pass	PK	5.8802G	95.83	Inf	-Inf	3	Vertical	184	1.50
5885MHz	Pass	PK	6.1022G	58.50	88.20	-29.70	3	Vertical	184	1.50
5885MHz	Pass	AV	5.879G	76.63	Inf	-Inf	3	Horizontal	274	1.80
5885MHz	Pass	AV	6.185G	46.90	68.20	-21.30	3	Horizontal	274	1.80
5885MHz	Pass	PK	5.6162G	56.73	68.20	-11.47	3	Horizontal	274	1.80
5885MHz	Pass	PK	5.8814G	86.33	Inf	-Inf	3	Horizontal	274	1.80
5885MHz	Pass	PK	6.1466G	58.41	88.20	-29.79	3	Horizontal	274	1.80
5885MHz	Pass	AV	11.77028G	40.18	54.00	-13.82	3	Vertical	144	2.57
5885MHz	Pass	AV	17.6595G	42.43	68.20	-25.77	3	Vertical	146	2.06
5885MHz	Pass	PK	11.76996G	53.96	74.00	-20.04	3	Vertical	144	2.57
5885MHz	Pass	PK	17.65624G	55.25	88.20	-32.95	3	Vertical	146	2.06
5885MHz	Pass	AV	11.7696G	42.54	54.00	-11.46	3	Horizontal	40	2.08
5885MHz	Pass	AV	17.6595G	42.43	68.20	-25.77	3	Horizontal	79	1.50
5885MHz	Pass	PK	11.77028G	56.08	74.00	-17.92	3	Horizontal	40	2.08
5885MHz	Pass	PK	17.655G	55.19	88.20	-33.01	3	Horizontal	79	1.50
802.11ax HEW20_Nss1,(MCS0)_1TX	-	-	-	-	-	-	-	-	-	-
5180MHz	Pass	AV	5.15G	46.07	54.00	-7.93	3	Vertical	206	1.82
5180MHz	Pass	AV	5.1844G	86.13	Inf	-Inf	3	Vertical	206	1.82
5180MHz	Pass	PK	5.1492G	61.59	74.00	-12.41	3	Vertical	206	1.82
5180MHz	Pass	PK	5.1822G	100.69	Inf	-Inf	3	Vertical	206	1.82
5180MHz	Pass	AV	5.1496G	43.95	54.00	-10.05	3	Horizontal	196	1.90
5180MHz	Pass	AV	5.1844G	82.44	Inf	-Inf	3	Horizontal	196	1.90
5180MHz	Pass	PK	5.1488G	58.13	74.00	-15.87	3	Horizontal	196	1.90
5180MHz	Pass	PK	5.1864G	96.99	Inf	-Inf	3	Horizontal	196	1.90
5180MHz	Pass	AV	15.54124G	47.37	54.00	-6.63	3	Vertical	20	2.31
5180MHz	Pass	PK	10.35672G	67.89	68.20	-0.31	3	Vertical	6	2.88
5180MHz	Pass	PK	15.53516G	64.53	74.00	-9.47	3	Vertical	20	2.31
5180MHz	Pass	AV	15.5412G	49.26	54.00	-4.74	3	Horizontal	358	1.60
5180MHz	Pass	PK	10.35664G	65.35	68.20	-2.85	3	Horizontal	333	1.00
5180MHz	Pass	PK	15.53496G	65.35	74.00	-8.65	3	Horizontal	358	1.60
5200MHz	Pass	AV	5.1496G	46.99	54.00	-7.01	3	Vertical	169	2.25
5200MHz	Pass	AV	5.1968G	93.66	Inf	-Inf	3	Vertical	169	2.25
5200MHz	Pass	PK	5.1496G	60.37	74.00	-13.63	3	Vertical	169	2.25
5200MHz	Pass	PK	5.1948G	106.49	Inf	-Inf	3	Vertical	169	2.25
5200MHz	Pass	AV	5.15G	45.31	54.00	-8.69	3	Horizontal	217	1.22
5200MHz	Pass	AV	5.1968G	87.26	Inf	-Inf	3	Horizontal	217	1.22
5200MHz	Pass	PK	5.1444G	56.32	74.00	-17.68	3	Horizontal	217	1.22
5200MHz	Pass	PK	5.2008G	100.04	Inf	-Inf	3	Horizontal	217	1.22
5200MHz	Pass	AV	15.598G	45.07	54.00	-8.93	3	Vertical	200	2.79
5200MHz	Pass	PK	10.39816G	57.51	68.20	-10.69	3	Vertical	209	1.66
5200MHz	Pass	PK	15.59514G	59.83	74.00	-14.17	3	Vertical	200	2.79
5200MHz	Pass	AV	15.59788G	45.07	54.00	-8.93	3	Horizontal	195	1.74
5200MHz	Pass	PK	10.39808G	58.10	68.20	-10.10	3	Horizontal	215	2.27
5200MHz	Pass	PK	15.59526G	59.66	74.00	-14.34	3	Horizontal	195	1.74
5240MHz	Pass	AV	5.15G	44.66	54.00	-9.34	3	Vertical	168	2.22
5240MHz	Pass	AV	5.237G	93.12	Inf	-Inf	3	Vertical	168	2.22
5240MHz	Pass	AV	5.3522G	44.81	54.00	-9.19	3	Vertical	168	2.22
5240MHz	Pass	PK	5.1344G	55.72	74.00	-18.28	3	Vertical	168	2.22
5240MHz	Pass	PK	5.2334G	105.47	Inf	-Inf	3	Vertical	168	2.22

Mode	Result	Type	Freq (Hz)	Level (dBuV/m)	Limit (dBuV/m)	Margin (dB)	Dist (m)	Condition	Azimuth (°)	Height (m)
5240MHz	Pass	PK	5.3552G	56.81	74.00	-17.19	3	Vertical	168	2.22
5240MHz	Pass	AV	5.1494G	44.66	54.00	-9.34	3	Horizontal	216	1.22
5240MHz	Pass	AV	5.234G	87.32	Inf	-Inf	3	Horizontal	216	1.22
5240MHz	Pass	AV	5.35G	44.58	54.00	-9.42	3	Horizontal	216	1.22
5240MHz	Pass	PK	5.141G	57.05	74.00	-16.95	3	Horizontal	216	1.22
5240MHz	Pass	PK	5.2346G	99.51	Inf	-Inf	3	Horizontal	216	1.22
5240MHz	Pass	PK	5.3636G	56.36	74.00	-17.64	3	Horizontal	216	1.22
5240MHz	Pass	AV	15.72134G	45.29	54.00	-8.71	3	Vertical	199	2.04
5240MHz	Pass	PK	10.4738G	58.84	68.20	-9.36	3	Vertical	206	1.50
5240MHz	Pass	PK	15.71526G	59.62	74.00	-14.38	3	Vertical	199	2.04
5240MHz	Pass	AV	15.72002G	45.04	54.00	-8.96	3	Horizontal	157	1.72
5240MHz	Pass	PK	10.4784G	58.44	68.20	-9.76	3	Horizontal	26	1.58
5240MHz	Pass	PK	15.71518G	59.43	74.00	-14.57	3	Horizontal	157	1.72
5260MHz	Pass	AV	5.15G	44.66	54.00	-9.34	3	Vertical	169	2.21
5260MHz	Pass	AV	5.257G	92.79	Inf	-Inf	3	Vertical	169	2.21
5260MHz	Pass	AV	5.3506G	45.03	54.00	-8.97	3	Vertical	169	2.21
5260MHz	Pass	PK	5.1358G	56.70	74.00	-17.30	3	Vertical	169	2.21
5260MHz	Pass	PK	5.2576G	106.00	Inf	-Inf	3	Vertical	169	2.21
5260MHz	Pass	PK	5.3512G	58.20	74.00	-15.80	3	Vertical	169	2.21
5260MHz	Pass	AV	5.149G	44.65	54.00	-9.35	3	Horizontal	216	1.28
5260MHz	Pass	AV	5.2618G	87.37	Inf	-Inf	3	Horizontal	216	1.28
5260MHz	Pass	AV	5.3572G	44.60	54.00	-9.40	3	Horizontal	216	1.28
5260MHz	Pass	PK	5.1352G	55.84	74.00	-18.16	3	Horizontal	216	1.28
5260MHz	Pass	PK	5.2594G	99.44	Inf	-Inf	3	Horizontal	216	1.28
5260MHz	Pass	PK	5.3842G	57.64	74.00	-16.36	3	Horizontal	216	1.28
5260MHz	Pass	AV	15.77714G	44.49	54.00	-9.51	3	Vertical	211	1.64
5260MHz	Pass	PK	10.51984G	58.70	68.20	-9.50	3	Vertical	219	1.00
5260MHz	Pass	PK	15.775G	59.66	74.00	-14.34	3	Vertical	211	1.64
5260MHz	Pass	AV	15.77748G	43.96	54.00	-10.04	3	Horizontal	198	1.57
5260MHz	Pass	PK	10.51816G	58.25	68.20	-9.95	3	Horizontal	19	1.75
5260MHz	Pass	PK	15.77734G	57.74	74.00	-16.26	3	Horizontal	198	1.57
5300MHz	Pass	AV	5.3044G	91.90	Inf	-Inf	3	Vertical	220	1.90
5300MHz	Pass	AV	5.35G	49.50	54.00	-4.50	3	Vertical	220	1.90
5300MHz	Pass	PK	5.3008G	104.60	Inf	-Inf	3	Vertical	220	1.90
5300MHz	Pass	PK	5.3512G	63.95	74.00	-10.05	3	Vertical	220	1.90
5300MHz	Pass	AV	5.3044G	86.69	Inf	-Inf	3	Horizontal	217	1.18
5300MHz	Pass	AV	5.35G	46.24	54.00	-7.76	3	Horizontal	217	1.18
5300MHz	Pass	PK	5.2948G	99.32	Inf	-Inf	3	Horizontal	217	1.18
5300MHz	Pass	PK	5.3504G	59.43	74.00	-14.57	3	Horizontal	217	1.18
5300MHz	Pass	AV	15.89924G	43.38	54.00	-10.62	3	Vertical	213	1.76
5300MHz	Pass	PK	10.5982G	59.77	68.20	-8.43	3	Vertical	215	1.50
5300MHz	Pass	PK	15.8971G	57.53	74.00	-16.47	3	Vertical	213	1.76
5300MHz	Pass	AV	15.89974G	42.94	54.00	-11.06	3	Horizontal	197	1.69
5300MHz	Pass	PK	10.59532G	58.49	68.20	-9.71	3	Horizontal	21	1.77
5300MHz	Pass	PK	15.90228G	57.59	74.00	-16.41	3	Horizontal	197	1.69
5320MHz	Pass	AV	5.317G	87.43	Inf	-Inf	3	Vertical	207	1.83
5320MHz	Pass	AV	5.35G	52.50	54.00	-1.50	3	Vertical	207	1.83
5320MHz	Pass	PK	5.319G	101.49	Inf	-Inf	3	Vertical	207	1.83
5320MHz	Pass	PK	5.3514G	68.26	74.00	-5.74	3	Vertical	207	1.83
5320MHz	Pass	AV	5.3184G	85.34	Inf	-Inf	3	Horizontal	209	1.92
5320MHz	Pass	AV	5.35G	51.00	54.00	-3.00	3	Horizontal	209	1.92
5320MHz	Pass	PK	5.3162G	99.60	Inf	-Inf	3	Horizontal	209	1.92
5320MHz	Pass	PK	5.3504G	66.98	74.00	-7.02	3	Horizontal	209	1.92
5320MHz	Pass	AV	10.63988G	52.91	54.00	-1.09	3	Vertical	345	2.47
5320MHz	Pass	AV	15.96156G	44.05	54.00	-9.95	3	Vertical	0	1.57
5320MHz	Pass	PK	10.63796G	66.90	74.00	-7.10	3	Vertical	345	2.47
5320MHz	Pass	PK	15.95336G	58.49	74.00	-15.51	3	Vertical	0	1.57
5320MHz	Pass	AV	10.63988G	53.90	54.00	-0.10	3	Horizontal	308	1.00
5320MHz	Pass	AV	15.95972G	47.21	54.00	-6.79	3	Horizontal	49	2.07
5320MHz	Pass	PK	10.63812G	67.92	74.00	-6.08	3	Horizontal	308	1.00
5320MHz	Pass	PK	15.96168G	63.27	74.00	-10.73	3	Horizontal	49	2.07
5500MHz	Pass	AV	5.46G	45.54	54.00	-8.46	3	Vertical	324	1.87

Mode	Result	Type	Freq (Hz)	Level (dBuV/m)	Limit (dBuV/m)	Margin (dB)	Dist (m)	Condition	Azimuth (°)	Height (m)
5500MHz	Pass	AV	5.497G	85.02	Inf	-Inf	3	Vertical	324	1.87
5500MHz	Pass	PK	5.4586G	59.72	74.00	-14.28	3	Vertical	324	1.87
5500MHz	Pass	PK	5.4684G	66.68	68.20	-1.52	3	Vertical	324	1.87
5500MHz	Pass	PK	5.499G	99.41	Inf	-Inf	3	Vertical	324	1.87
5500MHz	Pass	AV	5.46G	44.78	54.00	-9.22	3	Horizontal	262	2.10
5500MHz	Pass	AV	5.4982G	83.03	Inf	-Inf	3	Horizontal	262	2.10
5500MHz	Pass	PK	5.456G	59.72	74.00	-14.28	3	Horizontal	262	2.10
5500MHz	Pass	PK	5.4682G	65.11	68.20	-3.09	3	Horizontal	262	2.10
5500MHz	Pass	PK	5.4976G	97.58	Inf	-Inf	3	Horizontal	262	2.10
5500MHz	Pass	AV	10.99988G	47.20	54.00	-6.80	3	Vertical	22	2.30
5500MHz	Pass	PK	11.001G	61.69	74.00	-12.31	3	Vertical	22	2.30
5500MHz	Pass	PK	16.49932G	59.91	68.20	-8.29	3	Vertical	330	1.68
5500MHz	Pass	AV	10.99992G	45.88	54.00	-8.12	3	Horizontal	328	1.00
5500MHz	Pass	PK	10.998G	60.06	74.00	-13.94	3	Horizontal	328	1.00
5500MHz	Pass	PK	16.49052G	65.04	68.20	-3.16	3	Horizontal	58	1.67
5580MHz	Pass	AV	5.4408G	44.38	54.00	-9.62	3	Vertical	181	1.69
5580MHz	Pass	AV	5.583G	89.61	Inf	-Inf	3	Vertical	181	1.69
5580MHz	Pass	PK	5.4444G	56.10	74.00	-17.90	3	Vertical	181	1.69
5580MHz	Pass	PK	5.4618G	55.48	68.20	-12.72	3	Vertical	181	1.69
5580MHz	Pass	PK	5.5836G	102.14	Inf	-Inf	3	Vertical	181	1.69
5580MHz	Pass	PK	5.727G	57.32	68.20	-10.88	3	Vertical	181	1.69
5580MHz	Pass	AV	5.442G	44.37	54.00	-9.63	3	Horizontal	214	1.44
5580MHz	Pass	AV	5.5758G	81.11	Inf	-Inf	3	Horizontal	214	1.44
5580MHz	Pass	PK	5.4348G	56.83	74.00	-17.17	3	Horizontal	214	1.44
5580MHz	Pass	PK	5.4612G	55.78	68.20	-12.42	3	Horizontal	214	1.44
5580MHz	Pass	PK	5.5716G	93.25	Inf	-Inf	3	Horizontal	214	1.44
5580MHz	Pass	PK	5.7276G	56.86	68.20	-11.34	3	Horizontal	214	1.44
5580MHz	Pass	AV	11.15976G	42.13	54.00	-11.87	3	Vertical	193	1.60
5580MHz	Pass	PK	11.15972G	56.07	74.00	-17.93	3	Vertical	193	1.60
5580MHz	Pass	PK	16.7389G	55.47	68.20	-12.73	3	Vertical	22	1.50
5580MHz	Pass	AV	11.15972G	42.52	54.00	-11.48	3	Horizontal	318	1.79
5580MHz	Pass	PK	11.157G	57.10	74.00	-16.90	3	Horizontal	318	1.79
5580MHz	Pass	PK	16.73682G	56.47	68.20	-11.73	3	Horizontal	295	1.65
5700MHz	Pass	AV	5.7028G	80.97	Inf	-Inf	3	Vertical	190	1.52
5700MHz	Pass	PK	5.7064G	93.91	Inf	-Inf	3	Vertical	190	1.52
5700MHz	Pass	PK	5.7972G	57.85	68.20	-10.35	3	Vertical	190	1.52
5700MHz	Pass	AV	5.694G	70.45	Inf	-Inf	3	Horizontal	292	1.25
5700MHz	Pass	PK	5.6936G	83.36	Inf	-Inf	3	Horizontal	292	1.25
5700MHz	Pass	PK	5.7756G	58.25	68.20	-9.95	3	Horizontal	292	1.25
5700MHz	Pass	AV	11.39936G	37.73	54.00	-16.27	3	Vertical	296	2.60
5700MHz	Pass	PK	11.39004G	50.39	74.00	-23.61	3	Vertical	296	2.60
5700MHz	Pass	PK	17.09508G	55.08	68.20	-13.12	3	Vertical	70	1.50
5700MHz	Pass	AV	11.39648G	37.73	54.00	-16.27	3	Horizontal	197	1.50
5700MHz	Pass	PK	11.39828G	50.48	74.00	-23.52	3	Horizontal	197	1.50
5700MHz	Pass	PK	17.1022G	55.19	68.20	-13.01	3	Horizontal	0	1.50
5720MHz Straddle 5.47-5.725GHz	Pass	AV	5.42G	44.32	54.00	-9.68	3	Vertical	175	1.54
5720MHz Straddle 5.47-5.725GHz	Pass	AV	5.714G	80.40	Inf	-Inf	3	Vertical	175	1.54
5720MHz Straddle 5.47-5.725GHz	Pass	PK	5.4356G	54.81	74.00	-19.19	3	Vertical	175	1.54
5720MHz Straddle 5.47-5.725GHz	Pass	PK	5.4644G	55.62	68.20	-12.58	3	Vertical	175	1.54
5720MHz Straddle 5.47-5.725GHz	Pass	PK	5.72G	92.97	Inf	-Inf	3	Vertical	175	1.54
5720MHz Straddle 5.47-5.725GHz	Pass	PK	5.8868G	57.56	68.20	-10.64	3	Vertical	175	1.54
5720MHz Straddle 5.47-5.725GHz	Pass	AV	5.42G	44.32	54.00	-9.68	3	Horizontal	109	2.18
5720MHz Straddle 5.47-5.725GHz	Pass	AV	5.7164G	70.23	Inf	-Inf	3	Horizontal	109	2.18
5720MHz Straddle 5.47-5.725GHz	Pass	PK	5.4368G	55.20	74.00	-18.80	3	Horizontal	109	2.18
5720MHz Straddle 5.47-5.725GHz	Pass	PK	5.4608G	55.60	68.20	-12.60	3	Horizontal	109	2.18
5720MHz Straddle 5.47-5.725GHz	Pass	PK	5.7212G	82.39	Inf	-Inf	3	Horizontal	109	2.18
5720MHz Straddle 5.47-5.725GHz	Pass	PK	5.8652G	58.01	68.20	-10.19	3	Horizontal	109	2.18
5720MHz Straddle 5.47-5.725GHz	Pass	AV	11.43G	37.44	54.00	-16.56	3	Vertical	86	2.98
5720MHz Straddle 5.47-5.725GHz	Pass	PK	11.43276G	50.05	74.00	-23.95	3	Vertical	86	2.98
5720MHz Straddle 5.47-5.725GHz	Pass	PK	17.16268G	54.79	68.20	-13.41	3	Vertical	174	1.11
5720MHz Straddle 5.47-5.725GHz	Pass	AV	11.43108G	37.44	54.00	-16.56	3	Horizontal	49	1.62
5720MHz Straddle 5.47-5.725GHz	Pass	PK	11.43152G	49.97	74.00	-24.03	3	Horizontal	49	1.62

Mode	Result	Type	Freq (Hz)	Level (dBuV/m)	Limit (dBuV/m)	Margin (dB)	Dist (m)	Condition	Azimuth (°)	Height (m)
5720MHz Straddle 5.47-5.725GHz	Pass	PK	17.16178G	54.69	68.20	-13.51	3	Horizontal	231	1.61
5745MHz	Pass	AV	5.4594G	44.22	54.00	-9.78	3	Vertical	10	1.88
5745MHz	Pass	AV	5.739G	85.15	Inf	-Inf	3	Vertical	10	1.88
5745MHz	Pass	PK	5.487G	57.32	68.20	-10.88	3	Vertical	10	1.88
5745MHz	Pass	PK	5.7402G	97.08	Inf	-Inf	3	Vertical	10	1.88
5745MHz	Pass	PK	6.0342G	58.10	68.20	-10.10	3	Vertical	10	1.88
5745MHz	Pass	AV	5.4594G	44.22	54.00	-9.78	3	Horizontal	272	1.40
5745MHz	Pass	AV	5.7402G	77.48	Inf	-Inf	3	Horizontal	272	1.40
5745MHz	Pass	PK	5.6382G	57.83	68.20	-10.37	3	Horizontal	272	1.40
5745MHz	Pass	PK	5.7474G	88.69	Inf	-Inf	3	Horizontal	272	1.40
5745MHz	Pass	PK	5.9766G	57.64	68.20	-10.56	3	Horizontal	272	1.40
5745MHz	Pass	AV	11.48988G	39.47	54.00	-14.53	3	Vertical	6	1.85
5745MHz	Pass	PK	11.48816G	52.96	74.00	-21.04	3	Vertical	6	1.85
5745MHz	Pass	PK	17.23532G	55.58	68.20	-12.62	3	Vertical	322	1.71
5745MHz	Pass	AV	11.48988G	39.47	54.00	-14.53	3	Horizontal	204	1.62
5745MHz	Pass	PK	11.48668G	53.20	74.00	-20.80	3	Horizontal	204	1.62
5745MHz	Pass	PK	17.2375G	55.07	68.20	-13.13	3	Horizontal	61	1.00
5785MHz	Pass	AV	5.7862G	85.86	Inf	-Inf	3	Vertical	190	1.50
5785MHz	Pass	PK	5.5174G	56.75	68.20	-11.45	3	Vertical	190	1.50
5785MHz	Pass	PK	5.7814G	97.89	Inf	-Inf	3	Vertical	190	1.50
5785MHz	Pass	PK	5.9662G	58.68	68.20	-9.52	3	Vertical	190	1.50
5785MHz	Pass	AV	5.7814G	78.32	Inf	-Inf	3	Horizontal	269	1.28
5785MHz	Pass	PK	5.6446G	56.63	68.20	-11.57	3	Horizontal	269	1.28
5785MHz	Pass	PK	5.7814G	91.08	Inf	-Inf	3	Horizontal	269	1.28
5785MHz	Pass	PK	6.085G	57.87	68.20	-10.33	3	Horizontal	269	1.28
5785MHz	Pass	AV	11.56984G	38.93	54.00	-15.07	3	Vertical	14	1.82
5785MHz	Pass	PK	11.56776G	51.73	74.00	-22.27	3	Vertical	14	1.82
5785MHz	Pass	PK	17.35198G	54.66	68.20	-13.54	3	Vertical	326	1.62
5785MHz	Pass	AV	11.56972G	39.26	54.00	-14.74	3	Horizontal	202	1.72
5785MHz	Pass	PK	11.57G	52.34	74.00	-21.66	3	Horizontal	202	1.72
5785MHz	Pass	PK	17.35308G	55.23	68.20	-12.97	3	Horizontal	293	1.50
5825MHz	Pass	AV	5.8238G	86.48	Inf	-Inf	3	Vertical	186	1.67
5825MHz	Pass	PK	5.6378G	57.13	68.20	-11.07	3	Vertical	186	1.67
5825MHz	Pass	PK	5.8262G	98.71	Inf	-Inf	3	Vertical	186	1.67
5825MHz	Pass	PK	6.0302G	58.43	68.20	-9.77	3	Vertical	186	1.67
5825MHz	Pass	AV	5.819G	77.70	Inf	-Inf	3	Horizontal	276	1.26
5825MHz	Pass	PK	5.597G	56.86	68.20	-11.34	3	Horizontal	276	1.26
5825MHz	Pass	PK	5.825G	89.50	Inf	-Inf	3	Horizontal	276	1.26
5825MHz	Pass	PK	6.0734G	58.81	68.20	-9.39	3	Horizontal	276	1.26
5825MHz	Pass	AV	11.64976G	39.07	54.00	-14.93	3	Vertical	22	1.78
5825MHz	Pass	PK	11.65024G	52.12	74.00	-21.88	3	Vertical	22	1.78
5825MHz	Pass	PK	17.47176G	55.02	68.20	-13.18	3	Vertical	357	1.58
5825MHz	Pass	AV	11.64976G	40.82	54.00	-13.18	3	Horizontal	33	2.20
5825MHz	Pass	PK	11.64676G	54.91	74.00	-19.09	3	Horizontal	33	2.20
5825MHz	Pass	PK	17.47436G	55.07	68.20	-13.13	3	Horizontal	305	2.99
5845MHz	Pass	AV	5.8414G	86.27	Inf	-Inf	3	Vertical	169	1.83
5845MHz	Pass	AV	6.1426G	46.52	68.20	-21.68	3	Vertical	169	1.83
5845MHz	Pass	PK	5.6218G	56.42	68.20	-11.78	3	Vertical	169	1.83
5845MHz	Pass	PK	5.8426G	98.85	Inf	-Inf	3	Vertical	169	1.83
5845MHz	Pass	PK	6.0706G	59.20	88.20	-29.00	3	Vertical	169	1.83
5845MHz	Pass	AV	5.8402G	78.22	Inf	-Inf	3	Horizontal	276	1.45
5845MHz	Pass	AV	6.1426G	46.52	68.20	-21.68	3	Horizontal	276	1.45
5845MHz	Pass	PK	5.629G	57.13	68.20	-11.07	3	Horizontal	276	1.45
5845MHz	Pass	PK	5.8366G	90.40	Inf	-Inf	3	Horizontal	276	1.45
5845MHz	Pass	PK	6.1366G	58.50	88.20	-29.70	3	Horizontal	276	1.45
5845MHz	Pass	AV	11.6896G	39.32	54.00	-14.68	3	Vertical	119	2.54
5845MHz	Pass	AV	17.53964G	42.70	68.20	-25.50	3	Vertical	311	2.13
5845MHz	Pass	PK	11.68392G	52.97	74.00	-21.03	3	Vertical	119	2.54
5845MHz	Pass	PK	17.53182G	55.59	88.20	-32.61	3	Vertical	311	2.13
5845MHz	Pass	AV	11.68956G	41.02	54.00	-12.98	3	Horizontal	26	2.20
5845MHz	Pass	AV	17.53938G	42.70	68.20	-25.50	3	Horizontal	151	3.00
5845MHz	Pass	PK	11.6904G	55.19	74.00	-18.81	3	Horizontal	26	2.20

Mode	Result	Type	Freq (Hz)	Level (dBuV/m)	Limit (dBuV/m)	Margin (dB)	Dist (m)	Condition	Azimuth (°)	Height (m)
5845MHz	Pass	PK	17.53374G	55.67	88.20	-32.53	3	Horizontal	151	3.00
5865MHz	Pass	AV	5.8638G	84.59	Inf	-Inf	3	Vertical	190	1.54
5865MHz	Pass	AV	6.165G	46.35	68.20	-21.85	3	Vertical	190	1.54
5865MHz	Pass	PK	5.643G	56.25	68.20	-11.95	3	Vertical	190	1.54
5865MHz	Pass	PK	5.8626G	97.22	Inf	-Inf	3	Vertical	190	1.54
5865MHz	Pass	PK	6.0378G	58.38	88.20	-29.82	3	Vertical	190	1.54
5865MHz	Pass	AV	5.859G	74.85	Inf	-Inf	3	Horizontal	186	1.53
5865MHz	Pass	AV	6.165G	46.35	68.20	-21.85	3	Horizontal	186	1.53
5865MHz	Pass	PK	5.625G	56.93	68.20	-11.27	3	Horizontal	186	1.53
5865MHz	Pass	PK	5.8614G	87.86	Inf	-Inf	3	Horizontal	186	1.53
5865MHz	Pass	PK	6.0894G	58.04	88.20	-30.16	3	Horizontal	186	1.53
5865MHz	Pass	AV	11.73G	39.91	54.00	-14.09	3	Vertical	128	2.58
5865MHz	Pass	AV	17.59764G	42.67	68.20	-25.53	3	Vertical	44	1.50
5865MHz	Pass	PK	11.72808G	54.06	74.00	-19.94	3	Vertical	128	2.58
5865MHz	Pass	PK	17.59314G	55.15	88.20	-33.05	3	Vertical	44	1.50
5865MHz	Pass	AV	11.7298G	41.51	54.00	-12.49	3	Horizontal	17	2.25
5865MHz	Pass	AV	17.5995G	42.68	68.20	-25.52	3	Horizontal	256	1.50
5865MHz	Pass	PK	11.7296G	55.68	74.00	-18.32	3	Horizontal	17	2.25
5865MHz	Pass	PK	17.59348G	55.85	88.20	-32.35	3	Horizontal	256	1.50
5885MHz	Pass	AV	5.879G	85.24	Inf	-Inf	3	Vertical	184	1.65
5885MHz	Pass	AV	6.185G	46.61	68.20	-21.59	3	Vertical	184	1.65
5885MHz	Pass	PK	5.627G	56.43	68.20	-11.77	3	Vertical	184	1.65
5885MHz	Pass	PK	5.8802G	97.09	Inf	-Inf	3	Vertical	184	1.65
5885MHz	Pass	PK	5.9246G	59.30	88.49	-29.19	3	Vertical	184	1.65
5885MHz	Pass	AV	5.8814G	75.56	Inf	-Inf	3	Horizontal	185	1.51
5885MHz	Pass	AV	6.1838G	46.60	68.20	-21.60	3	Horizontal	185	1.51
5885MHz	Pass	PK	5.6378G	56.18	68.20	-12.02	3	Horizontal	185	1.51
5885MHz	Pass	PK	5.8802G	87.15	Inf	-Inf	3	Horizontal	185	1.51
5885MHz	Pass	PK	6.1226G	57.91	88.20	-30.29	3	Horizontal	185	1.51
5885MHz	Pass	AV	11.77004G	40.23	54.00	-13.77	3	Vertical	111	2.66
5885MHz	Pass	AV	17.65962G	41.91	68.20	-26.29	3	Vertical	0	1.65
5885MHz	Pass	PK	11.77152G	54.96	74.00	-19.04	3	Vertical	111	2.66
5885MHz	Pass	PK	17.65064G	55.37	88.20	-32.83	3	Vertical	0	1.65
5885MHz	Pass	AV	11.7698G	41.55	54.00	-12.45	3	Horizontal	28	2.26
5885MHz	Pass	AV	17.65764G	42.08	68.20	-26.12	3	Horizontal	296	3.00
5885MHz	Pass	PK	11.76672G	56.55	74.00	-17.45	3	Horizontal	28	2.26
5885MHz	Pass	PK	17.6572G	54.71	88.20	-33.49	3	Horizontal	296	3.00

5.15-5.25GHz_802.11a_Nss1,(6Mbps)_1TX

5180MHz_TX

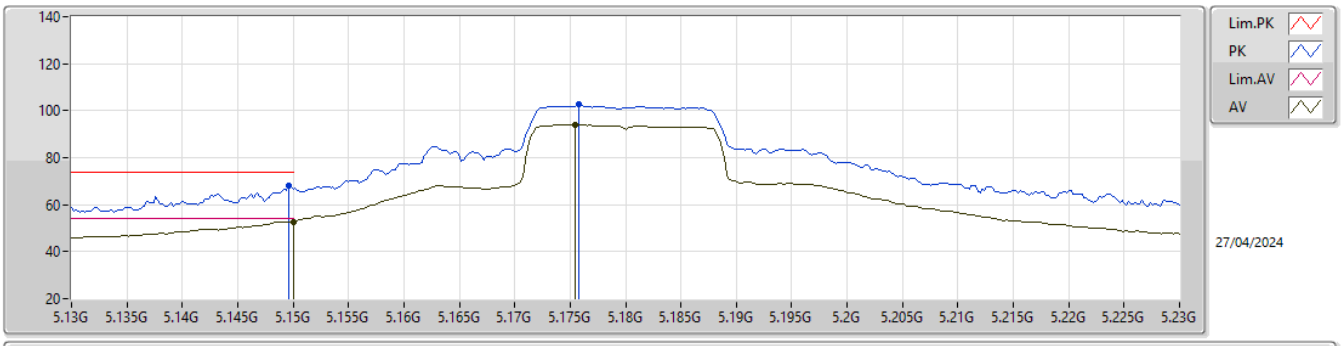

Type	Freq	Level	Limit	Margin	Factor	Dist	Condition	Azimuth	Height	Raw	AF	CL	PA
	(Hz)	(dBuV/m)	(dBuV/m)	(dB)	(dB)	(m)		(°)	(m)	(dBuV)	(dB)	(dB)	(dB)
AV	5.15G	52.83	54.00	-1.17	5.11	3	Vertical	163	2.15	47.72	33.10	6.77	34.76
AV	5.1754G	93.91	Inf	-Inf	5.03	3	Vertical	163	2.15	88.88	33.00	6.78	34.75
PK	5.1496G	67.94	74.00	-6.06	5.11	3	Vertical	163	2.15	62.83	33.10	6.77	34.76
PK	5.1758G	102.68	Inf	-Inf	5.03	3	Vertical	163	2.15	97.65	33.00	6.78	34.75

5.15-5.25GHz_802.11a_Nss1,(6Mbps)_1TX

5180MHz_TX

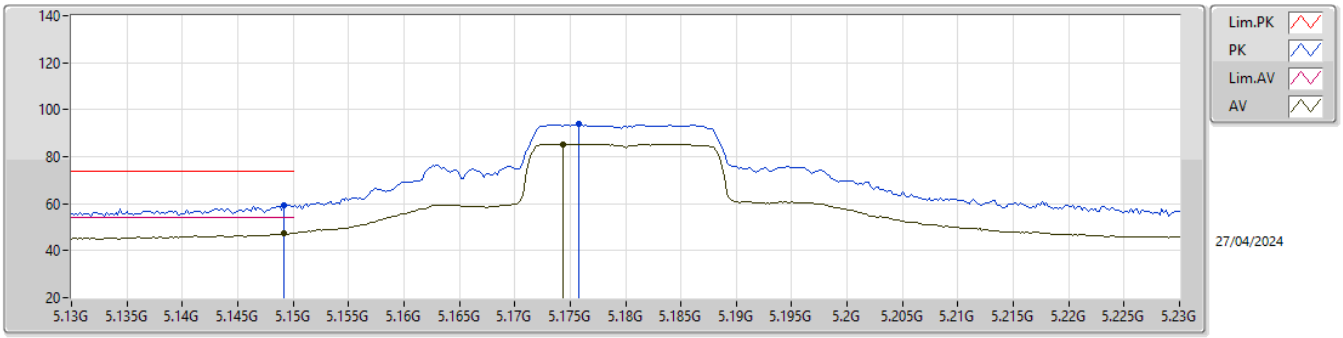

Type	Freq	Level	Limit	Margin	Factor	Dist	Condition	Azimuth	Height	Raw	AF	CL	PA
	(Hz)	(dBuV/m)	(dBuV/m)	(dB)	(dB)	(m)		(°)	(m)	(dBuV)	(dB)	(dB)	(dB)
AV	5.1492G	47.32	54.00	-6.68	5.11	3	Horizontal	297	2.06	42.21	33.10	6.77	34.76
AV	5.1744G	85.43	Inf	-Inf	5.03	3	Horizontal	297	2.06	80.40	33.00	6.78	34.75
PK	5.1492G	59.40	74.00	-14.60	5.11	3	Horizontal	297	2.06	54.29	33.10	6.77	34.76
PK	5.1758G	94.12	Inf	-Inf	5.03	3	Horizontal	297	2.06	89.09	33.00	6.78	34.75

5.15-5.25GHz_802.11a_Nss1,(6Mbps)_1TX

5180MHz_TX

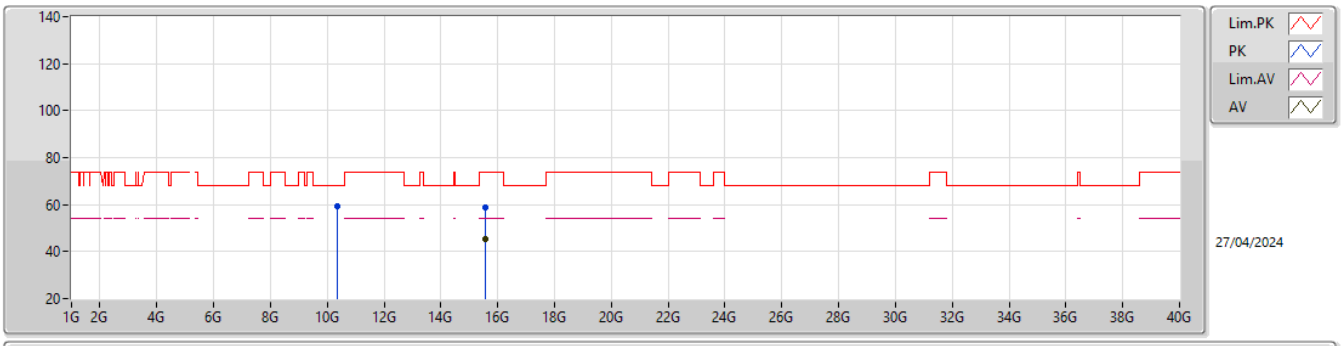

Type	Freq	Level	Limit	Margin	Factor	Dist	Condition	Azimuth	Height	Raw	AF	CL	PA
	(Hz)	(dBuV/m)	(dBuV/m)	(dB)	(dB)	(m)		(°)	(m)	(dBuV)	(dB)	(dB)	(dB)
AV	15.54522G	45.12	54.00	-8.88	16.78	3	Vertical	185	1.49	28.34	38.11	13.01	34.34
PK	10.3618G	59.37	68.20	-8.83	13.97	3	Vertical	217	1.73	45.40	38.60	10.33	34.96
PK	15.54618G	58.74	74.00	-15.26	16.78	3	Vertical	185	1.49	41.96	38.11	13.01	34.34

5.15-5.25GHz_802.11a_Nss1,(6Mbps)_1TX

5180MHz_TX

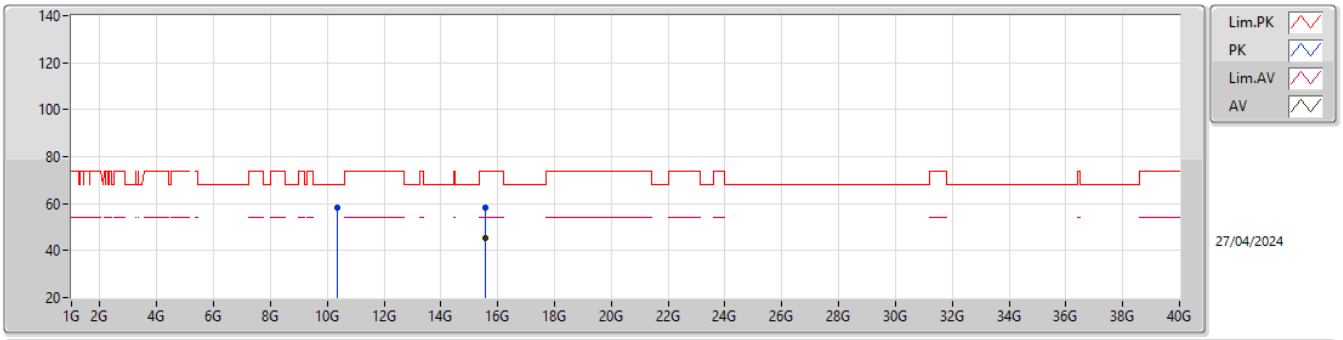

Type	Freq	Level	Limit	Margin	Factor	Dist	Condition	Azimuth	Height	Raw	AF	CL	PA
	(Hz)	(dBuV/m)	(dBuV/m)	(dB)	(dB)	(m)		(°)	(m)	(dBuV)	(dB)	(dB)	(dB)
AV	15.5462G	45.10	54.00	-8.90	16.78	3	Horizontal	197	1.77	28.32	38.11	13.01	34.34
PK	10.36174G	58.45	68.20	-9.75	13.97	3	Horizontal	207	2.81	44.48	38.60	10.33	34.96
PK	15.54612G	58.18	74.00	-15.82	16.78	3	Horizontal	197	1.77	41.40	38.11	13.01	34.34

5.15-5.25GHz_802.11n HT20_Nss1,(MCS0)_1TX

5180MHz_TX

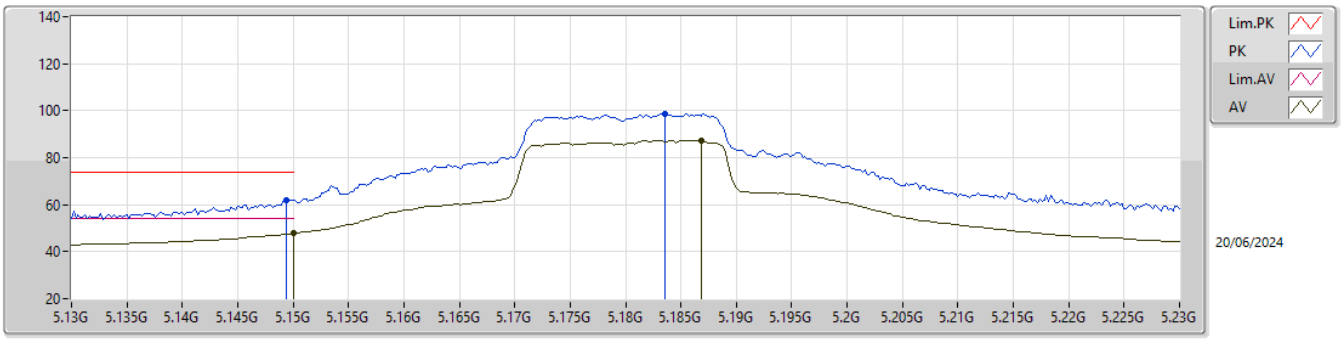

Type	Freq	Level	Limit	Margin	Factor	Dist	Condition	Azimuth	Height	Raw	AF	CL	PA
	(Hz)	(dBuV/m)	(dBuV/m)	(dB)	(dB)	(m)		(°)	(m)	(dBuV)	(dB)	(dB)	(dB)
AV	5.15G	47.80	54.00	-6.20	5.11	3	Vertical	194	1.90	42.69	33.10	6.77	34.76
AV	5.1868G	87.26	Inf	-Inf	4.99	3	Vertical	194	1.90	82.27	32.95	6.79	34.75
PK	5.1494G	62.04	74.00	-11.96	5.11	3	Vertical	194	1.90	56.93	33.10	6.77	34.76
PK	5.1836G	98.75	Inf	-Inf	5.00	3	Vertical	194	1.90	93.75	32.97	6.78	34.75

5.15-5.25GHz_802.11n HT20_Nss1,(MCS0)_1TX

5180MHz_TX

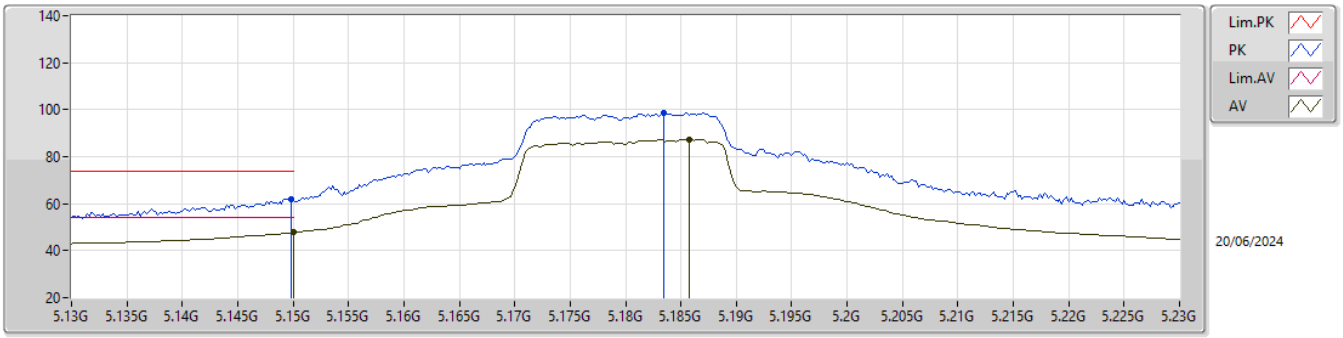

Type	Freq	Level	Limit	Margin	Factor	Dist	Condition	Azimuth	Height	Raw	AF	CL	PA
	(Hz)	(dBuV/m)	(dBuV/m)	(dB)	(dB)	(m)		(°)	(m)	(dBuV)	(dB)	(dB)	(dB)
AV	5.15G	47.70	54.00	-6.30	5.11	3	Horizontal	196	1.90	42.59	33.10	6.77	34.76
AV	5.1858G	87.20	Inf	-Inf	5.00	3	Horizontal	196	1.90	82.20	32.96	6.79	34.75
PK	5.1498G	62.10	74.00	-11.90	5.11	3	Horizontal	196	1.90	56.99	33.10	6.77	34.76
PK	5.1834G	98.64	Inf	-Inf	5.00	3	Horizontal	196	1.90	93.64	32.97	6.78	34.75

5.15-5.25GHz_802.11n HT20_Nss1,(MCS0)_1TX

5180MHz_TX

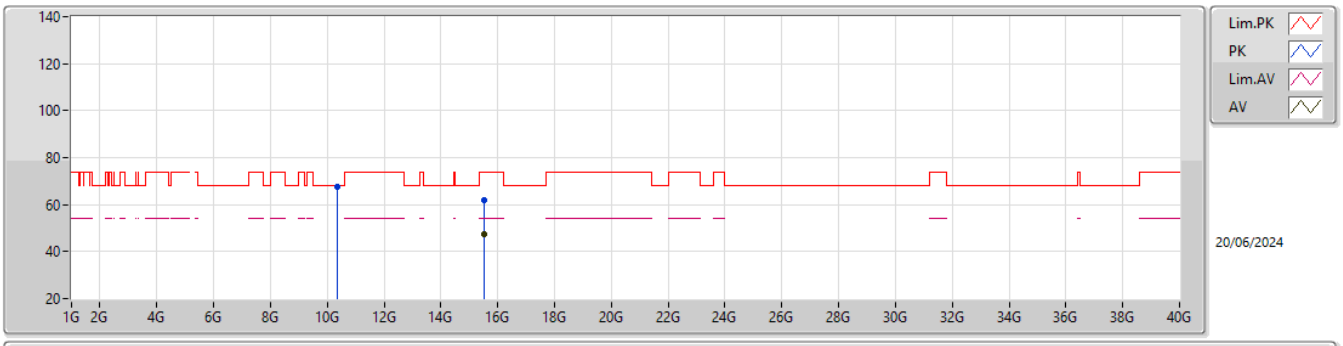

Type	Freq	Level	Limit	Margin	Factor	Dist	Condition	Azimuth	Height	Raw	AF	CL	PA
	(Hz)	(dBuV/m)	(dBuV/m)	(dB)	(dB)	(m)		(°)	(m)	(dBuV)	(dB)	(dB)	(dB)
AV	15.54372G	47.20	54.00	-6.80	16.79	3	Vertical	330	1.01	30.41	38.11	13.01	34.33
PK	10.36256G	67.78	68.20	-0.42	13.97	3	Vertical	360	3.00	53.81	38.60	10.33	34.96
PK	15.53824G	61.72	74.00	-12.28	16.80	3	Vertical	330	1.01	44.92	38.12	13.01	34.33

5.15-5.25GHz_802.11n HT20_Nss1,(MCS0)_1TX

5180MHz_TX

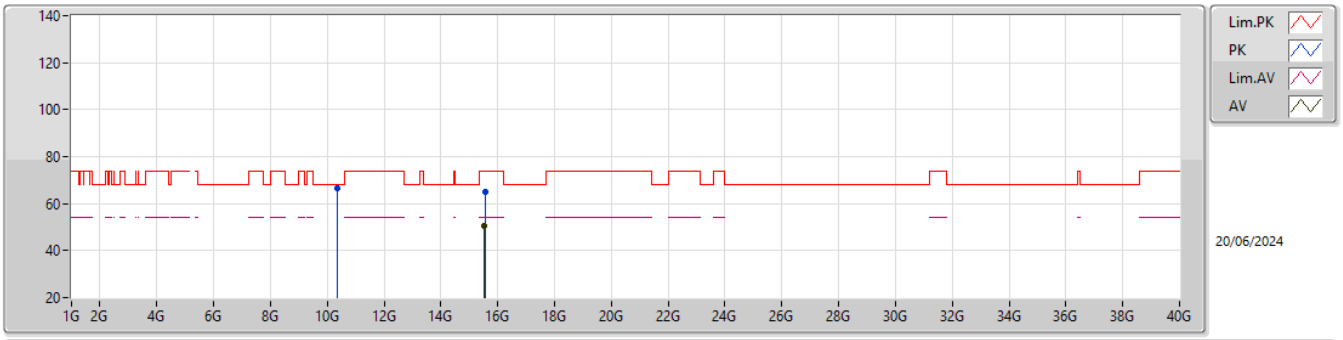

Type	Freq	Level	Limit	Margin	Factor	Dist	Condition	Azimuth	Height	Raw	AF	CL	PA
	(Hz)	(dBuV/m)	(dBuV/m)	(dB)	(dB)	(m)		(°)	(m)	(dBuV)	(dB)	(dB)	(dB)
AV	15.5412G	50.30	54.00	-3.70	16.80	3	Horizontal	10	1.70	33.50	38.12	13.01	34.33
PK	10.35992G	66.81	68.20	-1.39	13.97	3	Horizontal	349	1.71	52.84	38.60	10.33	34.96
PK	15.54736G	65.22	74.00	-8.78	16.78	3	Horizontal	10	1.70	48.44	38.11	13.01	34.34

5.15-5.25GHz_802.11ac VHT20_Nss1,(MCS0)_1TX

5180MHz_TX

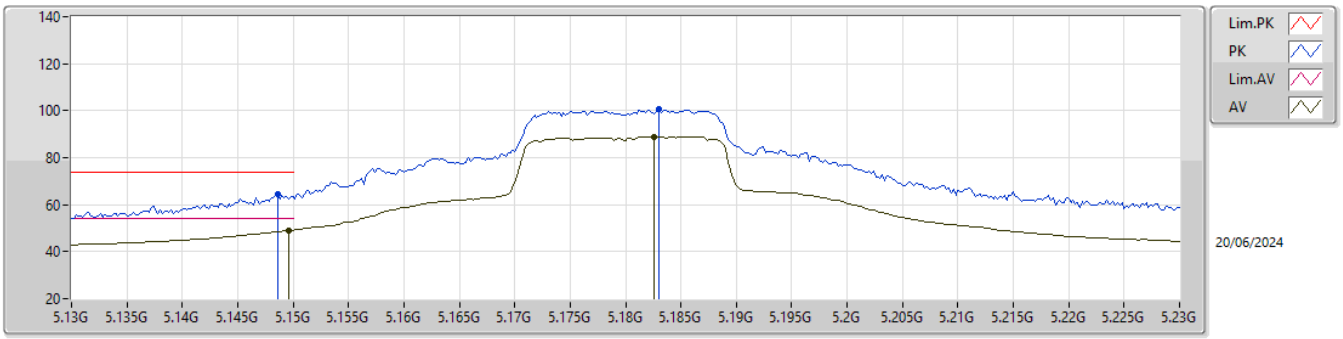

Type	Freq	Level	Limit	Margin	Factor	Dist	Condition	Azimuth	Height	Raw	AF	CL	PA
	(Hz)	(dBuV/m)	(dBuV/m)	(dB)	(dB)	(m)		(°)	(m)	(dBuV)	(dB)	(dB)	(dB)
AV	5.1496G	49.17	54.00	-4.83	5.11	3	Vertical	206	1.80	44.06	33.10	6.77	34.76
AV	5.1826G	88.95	Inf	-Inf	5.00	3	Vertical	206	1.80	83.95	32.97	6.78	34.75
PK	5.1486G	64.64	74.00	-9.36	5.10	3	Vertical	206	1.80	59.54	33.09	6.77	34.76
PK	5.183G	100.46	Inf	-Inf	5.00	3	Vertical	206	1.80	95.46	32.97	6.78	34.75

5.15-5.25GHz_802.11ac VHT20_Nss1,(MCS0)_1TX

5180MHz_TX

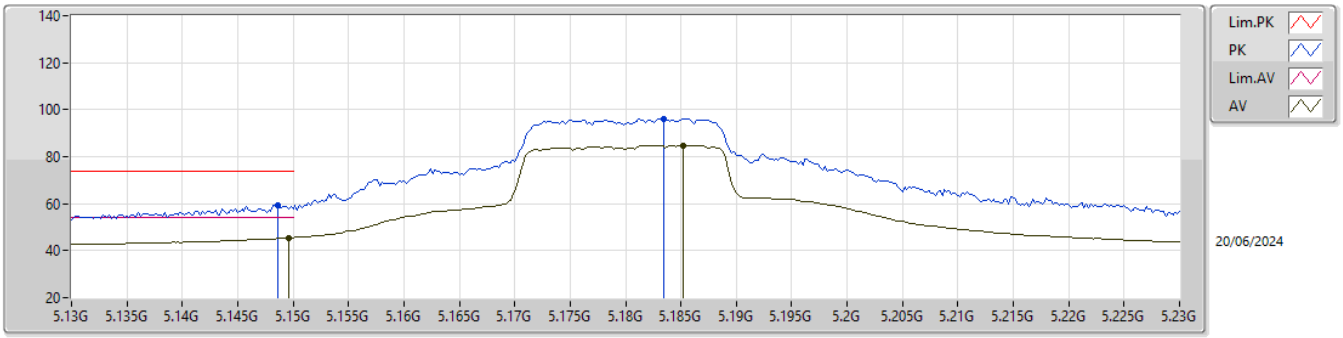

Type	Freq	Level	Limit	Margin	Factor	Dist	Condition	Azimuth	Height	Raw	AF	CL	PA
	(Hz)	(dBuV/m)	(dBuV/m)	(dB)	(dB)	(m)		(°)	(m)	(dBuV)	(dB)	(dB)	(dB)
AV	5.1496G	45.53	54.00	-8.47	5.11	3	Horizontal	196	1.89	40.42	33.10	6.77	34.76
AV	5.1852G	84.85	Inf	-Inf	4.99	3	Horizontal	196	1.89	79.86	32.96	6.78	34.75
PK	5.1486G	59.55	74.00	-14.45	5.10	3	Horizontal	196	1.89	54.45	33.09	6.77	34.76
PK	5.1834G	96.26	Inf	-Inf	5.00	3	Horizontal	196	1.89	91.26	32.97	6.78	34.75

5.15-5.25GHz_802.11ac VHT20_Nss1,(MCS0)_1TX

5180MHz_TX

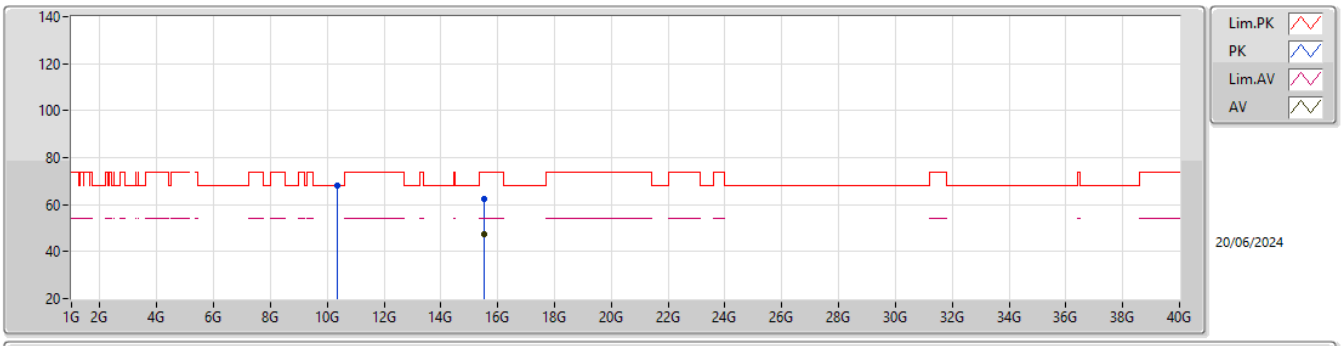

Type	Freq	Level	Limit	Margin	Factor	Dist	Condition	Azimuth	Height	Raw	AF	CL	PA
	(Hz)	(dBuV/m)	(dBuV/m)	(dB)	(dB)	(m)		(°)	(m)	(dBuV)	(dB)	(dB)	(dB)
AV	15.53772G	47.58	54.00	-6.42	16.79	3	Vertical	327	1.68	30.79	38.12	13.00	34.33
PK	10.35982G	67.92	68.20	-0.28	13.97	3	Vertical	2	3.00	53.95	38.60	10.33	34.96
PK	15.54084G	62.29	74.00	-11.71	16.80	3	Vertical	327	1.68	45.49	38.12	13.01	34.33

5.15-5.25GHz_802.11ac VHT20_Nss1,(MCS0)_1TX

5180MHz_TX

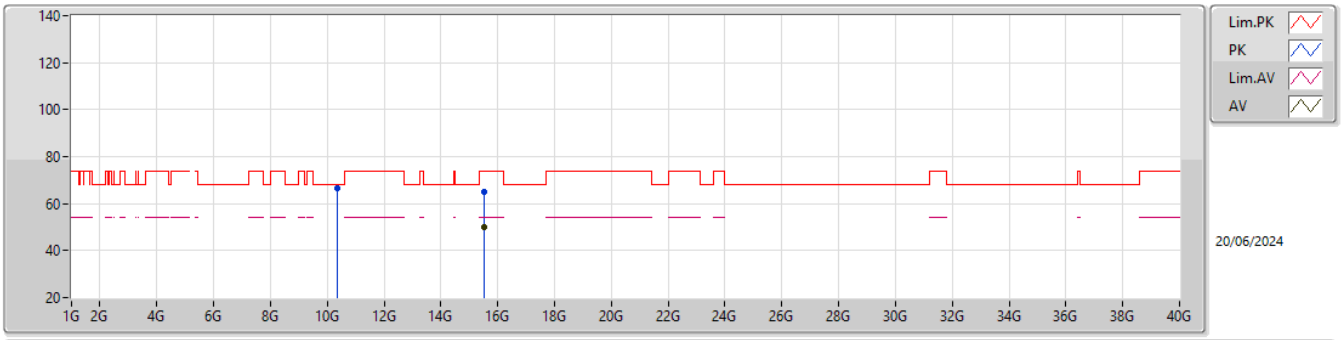

Type	Freq	Level	Limit	Margin	Factor	Dist	Condition	Azimuth	Height	Raw	AF	CL	PA
	(Hz)	(dBuV/m)	(dBuV/m)	(dB)	(dB)	(m)		(°)	(m)	(dBuV)	(dB)	(dB)	(dB)
AV	15.53812G	50.25	54.00	-3.75	16.80	3	Horizontal	14	1.68	33.45	38.12	13.01	34.33
PK	10.35988G	66.65	68.20	-1.55	13.97	3	Horizontal	333	1.00	52.68	38.60	10.33	34.96
PK	15.53176G	65.03	74.00	-8.97	16.81	3	Horizontal	14	1.68	48.22	38.14	13.00	34.33

5.15-5.25GHz_802.11ax HEW20_Nss1,(MCS0)_1TX

5180MHz_TX

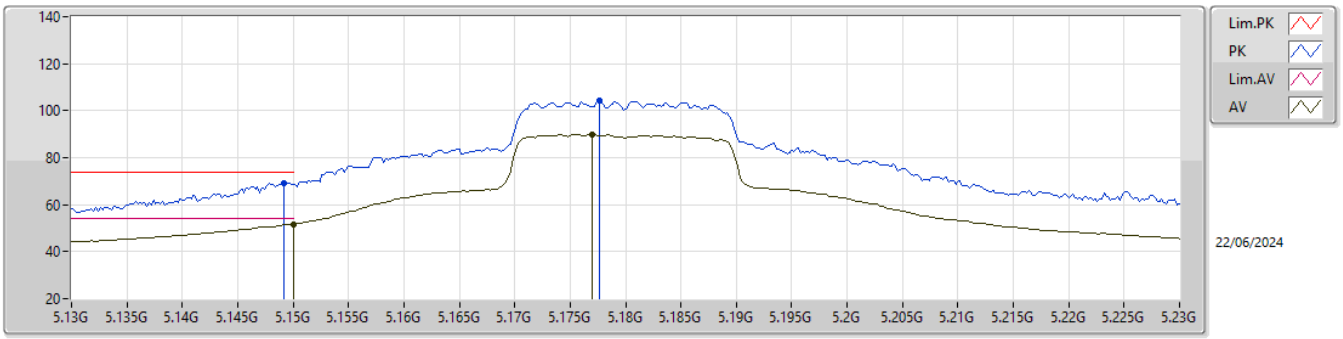

Type	Freq	Level	Limit	Margin	Factor	Dist	Condition	Azimuth	Height	Raw	AF	CL	PA
	(Hz)	(dBuV/m)	(dBuV/m)	(dB)	(dB)	(m)		(°)	(m)	(dBuV)	(dB)	(dB)	(dB)
AV	5.15G	51.81	54.00	-2.19	5.11	3	Vertical	223	2.70	46.70	33.10	6.77	34.76
AV	5.177G	89.78	Inf	-Inf	5.02	3	Vertical	223	2.70	84.76	32.99	6.78	34.75
PK	5.1492G	69.25	74.00	-4.75	5.11	3	Vertical	223	2.70	64.14	33.10	6.77	34.76
PK	5.1776G	104.49	Inf	-Inf	5.02	3	Vertical	223	2.70	99.47	32.99	6.78	34.75

5.15-5.25GHz_802.11ax HEW20_Nss1,(MCS0)_1TX

5180MHz_TX

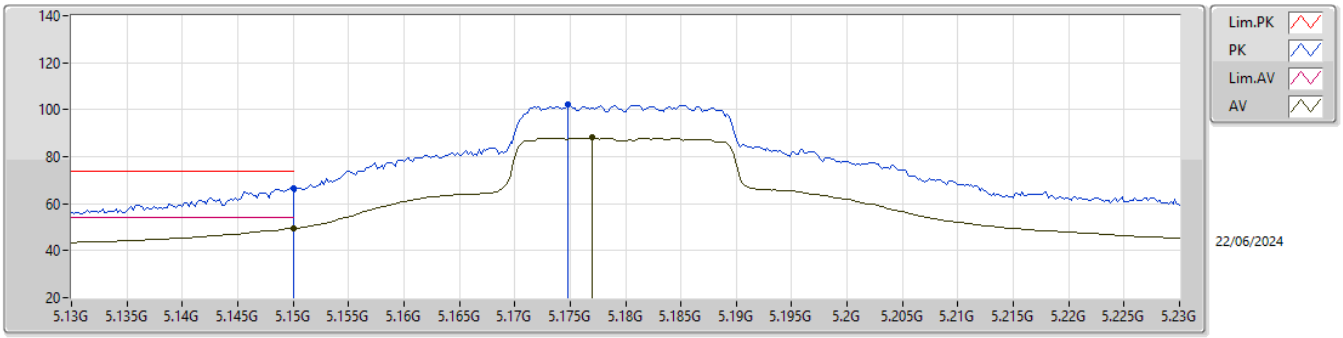

Type	Freq	Level	Limit	Margin	Factor	Dist	Condition	Azimuth	Height	Raw	AF	CL	PA
	(Hz)	(dBuV/m)	(dBuV/m)	(dB)	(dB)	(m)		(°)	(m)	(dBuV)	(dB)	(dB)	(dB)
AV	5.15G	49.49	54.00	-4.51	5.11	3	Horizontal	178.9	1.68	44.38	33.10	6.77	34.76
AV	5.177G	88.04	Inf	-Inf	5.02	3	Horizontal	178.9	1.68	83.02	32.99	6.78	34.75
PK	5.15G	66.52	74.00	-7.48	5.11	3	Horizontal	178.9	1.68	61.41	33.10	6.77	34.76
PK	5.1748G	102.02	Inf	-Inf	5.03	3	Horizontal	178.9	1.68	96.99	33.00	6.78	34.75

5.15-5.25GHz_802.11ax HEW20_Nss1,(MCS0)_1TX

5180MHz_TX

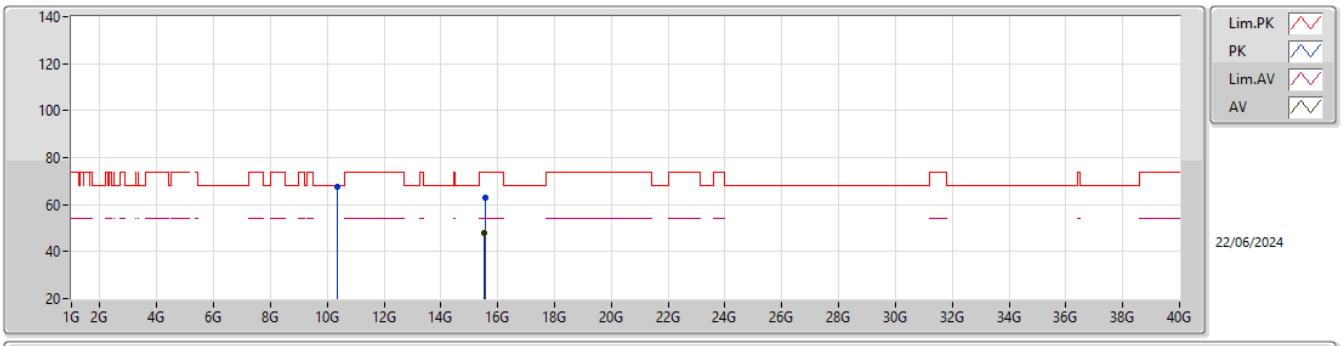

Type	Freq	Level	Limit	Margin	Factor	Dist	Condition	Azimuth	Height	Raw	AF	CL	PA
	(Hz)	(dBuV/m)	(dBuV/m)	(dB)	(dB)	(m)		(°)	(m)	(dBuV)	(dB)	(dB)	(dB)
AV	15.5407G	47.98	54.00	-6.02	16.80	3	Vertical	352.1	2.92	31.18	38.12	13.01	34.33
PK	10.3582G	67.37	68.20	-0.83	13.97	3	Vertical	360	2.98	53.40	38.60	10.33	34.96
PK	15.5453G	62.94	74.00	-11.06	16.78	3	Vertical	352.1	2.92	46.16	38.11	13.01	34.34

5.15-5.25GHz_802.11ax HEW20_Nss1,(MCS0)_1TX

5180MHz_TX

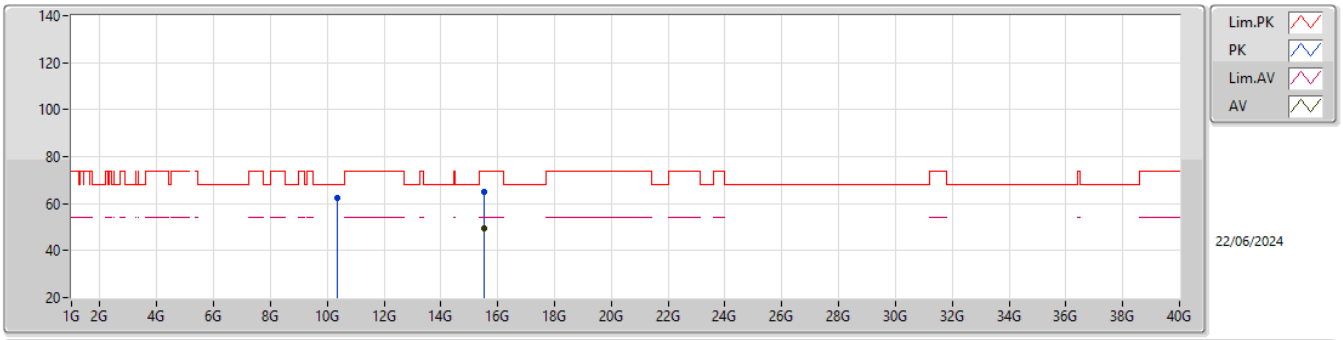

Type	Freq	Level	Limit	Margin	Factor	Dist	Condition	Azimuth	Height	Raw	AF	CL	PA
	(Hz)	(dBuV/m)	(dBuV/m)	(dB)	(dB)	(m)		(°)	(m)	(dBuV)	(dB)	(dB)	(dB)
AV	15.5409G	49.26	54.00	-4.74	16.80	3	Horizontal	52	1.70	32.46	38.12	13.01	34.33
PK	10.358G	62.39	68.20	-5.81	13.97	3	Horizontal	-0	1.50	48.42	38.60	10.33	34.96
PK	15.535G	65.09	74.00	-8.91	16.80	3	Horizontal	52	1.70	48.29	38.13	13.00	34.33

5.25-5.35GHz_802.11a_Nss1,(6Mbps)_1TX

5320MHz_TX

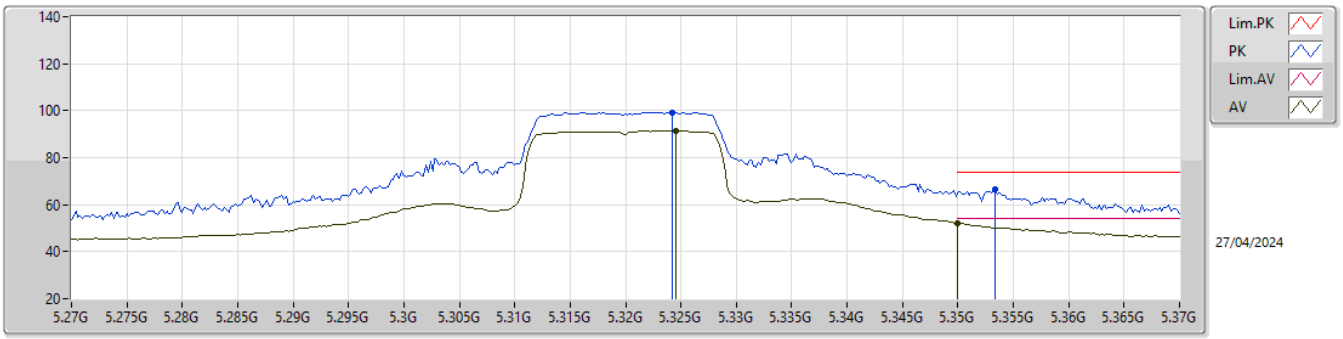

Type	Freq	Level	Limit	Margin	Factor	Dist	Condition	Azimuth	Height	Raw	AF	CL	PA
	(Hz)	(dBuV/m)	(dBuV/m)	(dB)	(dB)	(m)		(°)	(m)	(dBuV)	(dB)	(dB)	(dB)
AV	5.3246G	91.25	Inf	-Inf	4.94	3	Vertical	172	1.63	86.31	32.70	6.98	34.74
AV	5.35G	52.23	54.00	-1.77	4.98	3	Vertical	172	1.63	47.25	32.70	7.01	34.73
PK	5.3242G	99.25	Inf	-Inf	4.94	3	Vertical	172	1.63	94.31	32.70	6.98	34.74
PK	5.3534G	66.32	74.00	-7.68	4.98	3	Vertical	172	1.63	61.34	32.69	7.02	34.73

5.25-5.35GHz_802.11a_Nss1,(6Mbps)_1TX

5320MHz_TX

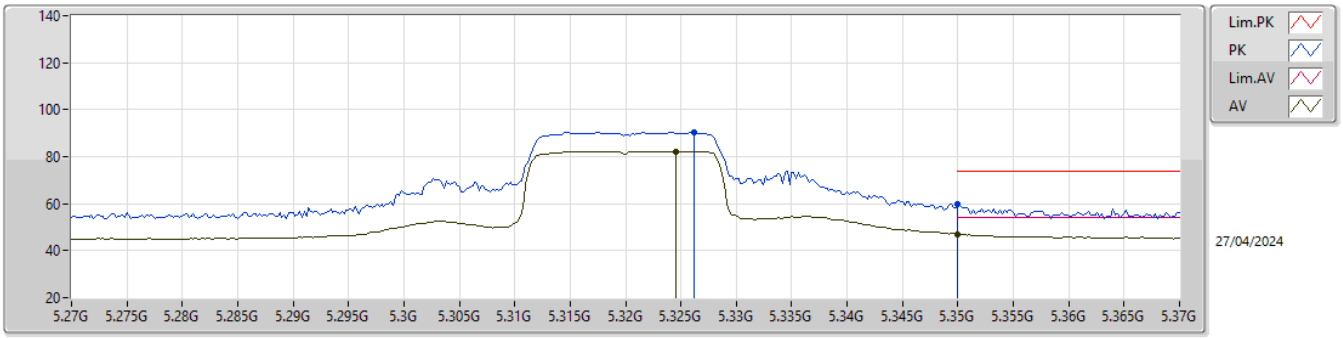

Type	Freq	Level	Limit	Margin	Factor	Dist	Condition	Azimuth	Height	Raw	AF	CL	PA
	(Hz)	(dBuV/m)	(dBuV/m)	(dB)	(dB)	(m)		(°)	(m)	(dBuV)	(dB)	(dB)	(dB)
AV	5.3246G	82.30	Inf	-Inf	4.94	3	Horizontal	121	2.17	77.36	32.70	6.98	34.74
AV	5.35G	46.95	54.00	-7.05	4.98	3	Horizontal	121	2.17	41.97	32.70	7.01	34.73
PK	5.3262G	90.20	Inf	-Inf	4.94	3	Horizontal	121	2.17	85.26	32.70	6.98	34.74
PK	5.35G	59.88	74.00	-14.12	4.98	3	Horizontal	121	2.17	54.90	32.70	7.01	34.73

5.25-5.35GHz_802.11a_Nss1,(6Mbps)_1TX

5320MHz_TX

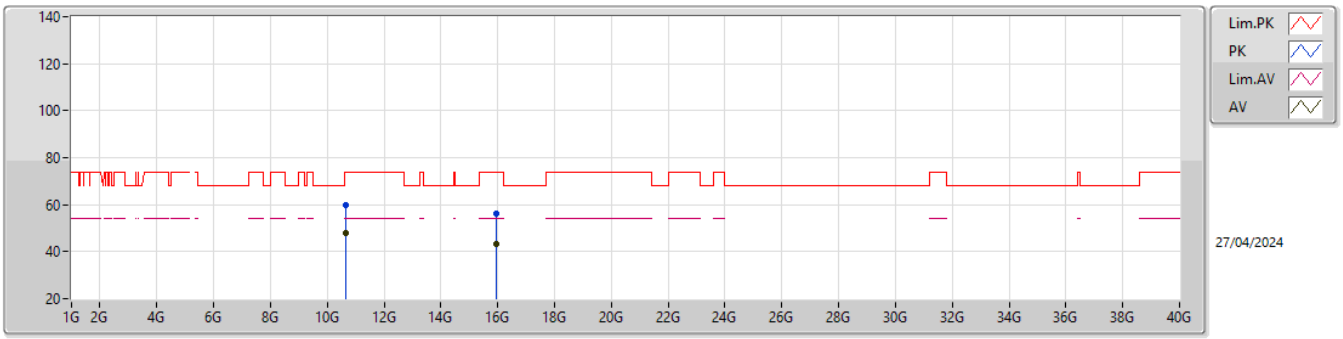

Type	Freq	Level	Limit	Margin	Factor	Dist	Condition	Azimuth	Height	Raw	AF	CL	PA
	(Hz)	(dBuV/m)	(dBuV/m)	(dB)	(dB)	(m)		(°)	(m)	(dBuV)	(dB)	(dB)	(dB)
AV	10.63984G	47.68	54.00	-6.32	14.65	3	Vertical	222	1.65	33.03	38.98	10.40	34.73
AV	15.96172G	43.15	54.00	-10.85	16.32	3	Vertical	26	2.09	26.83	37.68	13.31	34.67
PK	10.64168G	59.98	74.00	-14.02	14.65	3	Vertical	222	1.65	45.33	38.98	10.40	34.73
PK	15.95686G	56.33	74.00	-17.67	16.33	3	Vertical	26	2.09	40.00	37.69	13.31	34.67

5.25-5.35GHz_802.11a_Nss1,(6Mbps)_1TX

5320MHz_TX

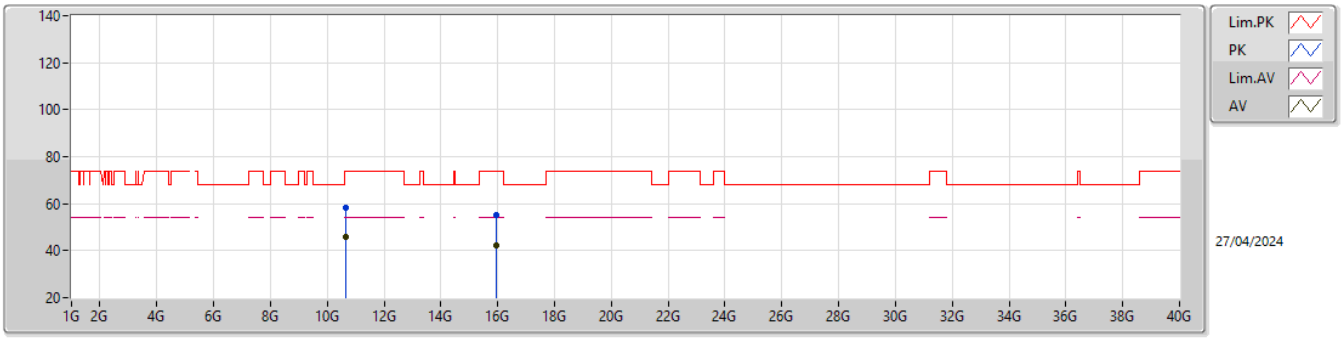

Type	Freq	Level	Limit	Margin	Factor	Dist	Condition	Azimuth	Height	Raw	AF	CL	PA
	(Hz)	(dBuV/m)	(dBuV/m)	(dB)	(dB)	(m)		(°)	(m)	(dBuV)	(dB)	(dB)	(dB)
AV	10.64004G	45.84	54.00	-8.16	14.65	3	Horizontal	24	1.68	31.19	38.98	10.40	34.73
AV	15.96126G	42.40	54.00	-11.60	16.32	3	Horizontal	193	1.74	26.08	37.68	13.31	34.67
PK	10.6418G	58.23	74.00	-15.77	14.65	3	Horizontal	24	1.68	43.58	38.98	10.40	34.73
PK	15.95664G	55.39	74.00	-18.61	16.33	3	Horizontal	193	1.74	39.06	37.69	13.31	34.67

5.25-5.35GHz_802.11n HT20_Nss1,(MCS0)_1TX

5320MHz_TX

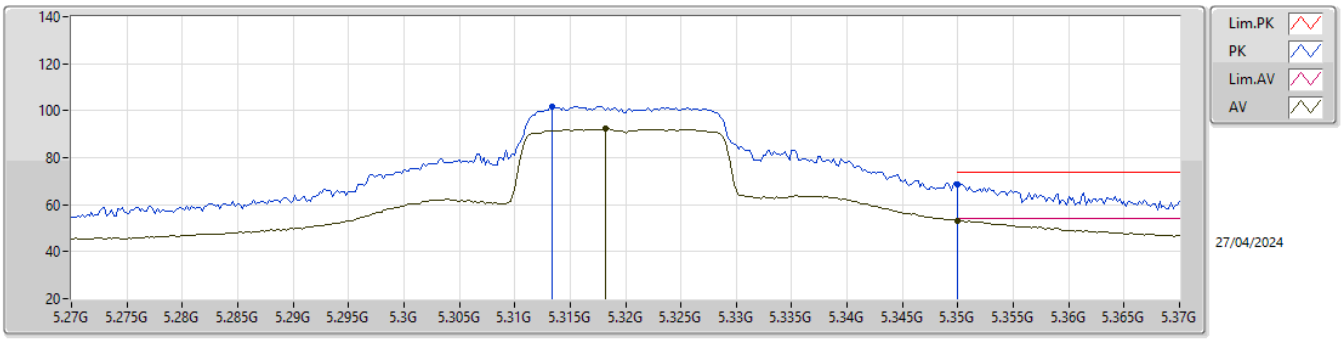

Type	Freq	Level	Limit	Margin	Factor	Dist	Condition	Azimuth	Height	Raw	AF	CL	PA
	(Hz)	(dBuV/m)	(dBuV/m)	(dB)	(dB)	(m)		(°)	(m)	(dBuV)	(dB)	(dB)	(dB)
AV	5.3182G	92.16	Inf	-Inf	4.93	3	Vertical	155	2.16	87.23	32.70	6.97	34.74
AV	5.35G	53.23	54.00	-0.77	4.98	3	Vertical	155	2.16	48.25	32.70	7.01	34.73
PK	5.3134G	101.84	Inf	-Inf	4.92	3	Vertical	155	2.16	96.92	32.70	6.96	34.74
PK	5.35G	68.79	74.00	-5.21	4.98	3	Vertical	155	2.16	63.81	32.70	7.01	34.73

5.25-5.35GHz_802.11n HT20_Nss1,(MCS0)_1TX

5320MHz_TX

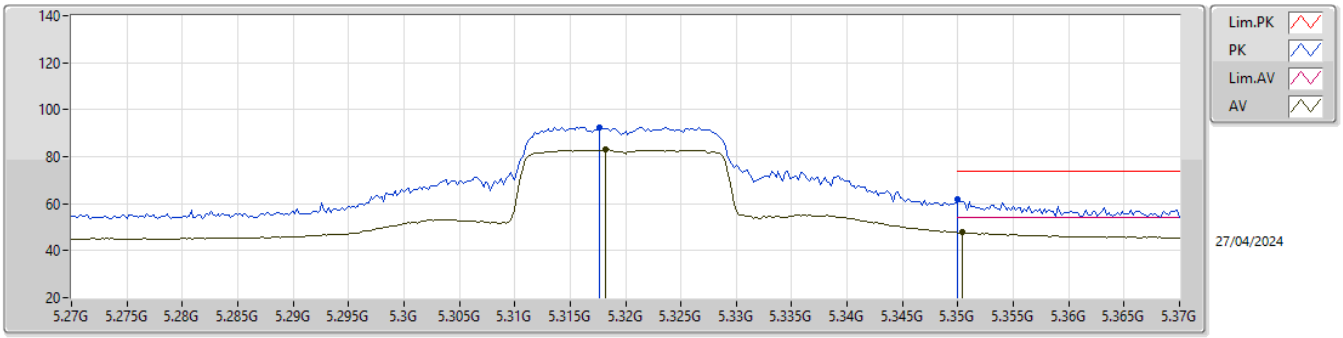

Type	Freq	Level	Limit	Margin	Factor	Dist	Condition	Azimuth	Height	Raw	AF	CL	PA
	(Hz)	(dBuV/m)	(dBuV/m)	(dB)	(dB)	(m)		(°)	(m)	(dBuV)	(dB)	(dB)	(dB)
AV	5.3182G	82.90	Inf	-Inf	4.93	3	Horizontal	295	1.95	77.97	32.70	6.97	34.74
AV	5.3504G	47.79	54.00	-6.21	4.99	3	Horizontal	295	1.95	42.80	32.70	7.02	34.73
PK	5.3176G	92.65	Inf	-Inf	4.93	3	Horizontal	295	1.95	87.72	32.70	6.97	34.74
PK	5.35G	61.70	74.00	-12.30	4.98	3	Horizontal	295	1.95	56.72	32.70	7.01	34.73

5.25-5.35GHz_802.11n HT20_Nss1,(MCS0)_1TX

5320MHz_TX

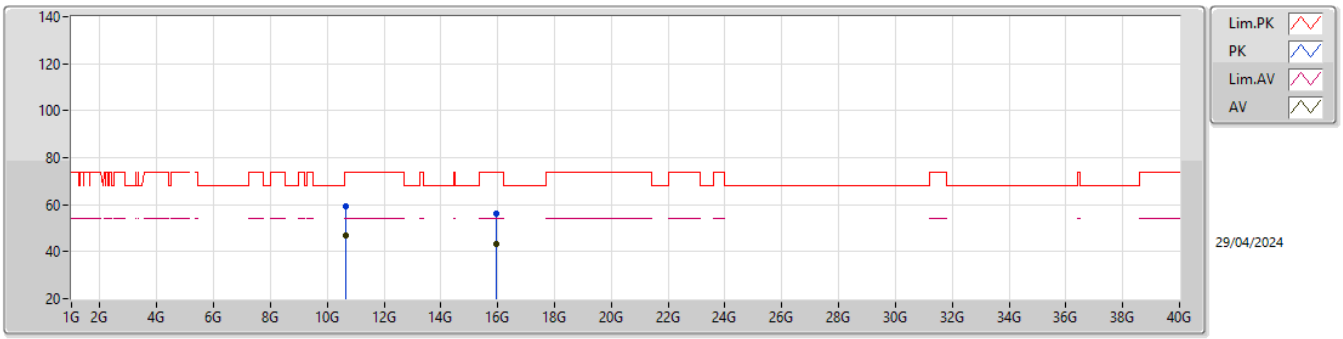

Type	Freq	Level	Limit	Margin	Factor	Dist	Condition	Azimuth	Height	Raw	AF	CL	PA
	(Hz)	(dBuV/m)	(dBuV/m)	(dB)	(dB)	(m)		(°)	(m)	(dBuV)	(dB)	(dB)	(dB)
AV	10.64012G	46.84	54.00	-7.16	14.65	3	Vertical	227	2.12	32.19	38.98	10.40	34.73
AV	15.96396G	43.26	54.00	-10.74	16.31	3	Vertical	30	1.71	26.95	37.67	13.31	34.67
PK	10.63968G	59.11	74.00	-14.89	14.65	3	Vertical	227	2.12	44.46	38.98	10.40	34.73
PK	15.9617G	56.30	74.00	-17.70	16.32	3	Vertical	30	1.71	39.98	37.68	13.31	34.67

5.25-5.35GHz_802.11n HT20_Nss1,(MCS0)_1TX

5320MHz_TX

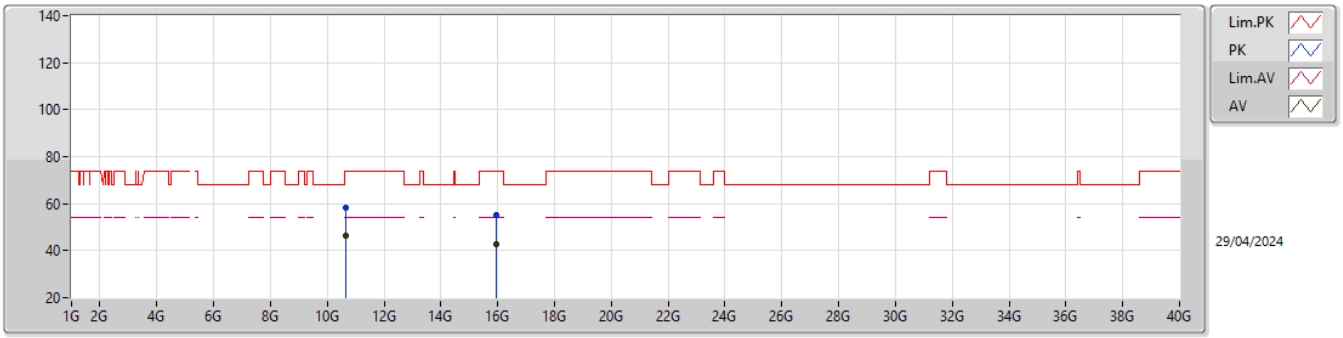

Type	Freq	Level	Limit	Margin	Factor	Dist	Condition	Azimuth	Height	Raw	AF	CL	PA
	(Hz)	(dBuV/m)	(dBuV/m)	(dB)	(dB)	(m)		(°)	(m)	(dBuV)	(dB)	(dB)	(dB)
AV	10.64028G	46.52	54.00	-7.48	14.65	3	Horizontal	226	1.72	31.87	38.98	10.40	34.73
AV	15.9576G	42.71	54.00	-11.29	16.32	3	Horizontal	204	1.63	26.39	37.68	13.31	34.67
PK	10.64216G	58.31	74.00	-15.69	14.65	3	Horizontal	226	1.72	43.66	38.98	10.40	34.73
PK	15.95524G	55.24	74.00	-18.76	16.34	3	Horizontal	204	1.63	38.90	37.69	13.31	34.66

5.25-5.35GHz_802.11ac VHT20_Nss1,(MCS0)_1TX

5320MHz_TX

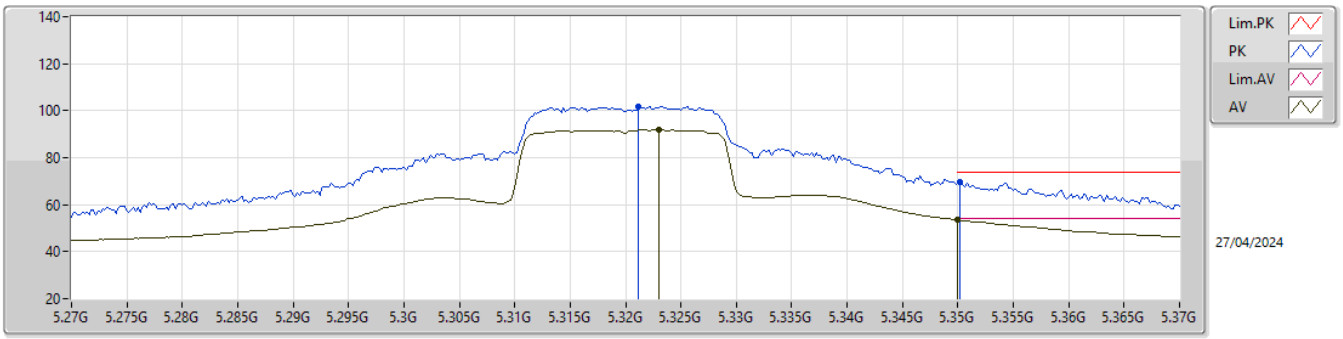

Type	Freq	Level	Limit	Margin	Factor	Dist	Condition	Azimuth	Height	Raw	AF	CL	PA
	(Hz)	(dBuV/m)	(dBuV/m)	(dB)	(dB)	(m)		(°)	(m)	(dBuV)	(dB)	(dB)	(dB)
AV	5.323G	91.75	Inf	-Inf	4.93	3	Vertical	177	1.81	86.82	32.70	6.97	34.74
AV	5.35G	53.49	54.00	-0.51	4.98	3	Vertical	177	1.81	48.51	32.70	7.01	34.73
PK	5.3212G	101.71	Inf	-Inf	4.93	3	Vertical	177	1.81	96.78	32.70	6.97	34.74
PK	5.3502G	69.43	74.00	-4.57	4.99	3	Vertical	177	1.81	64.44	32.70	7.02	34.73

5.25-5.35GHz_802.11ac VHT20_Nss1,(MCS0)_1TX

5320MHz_TX

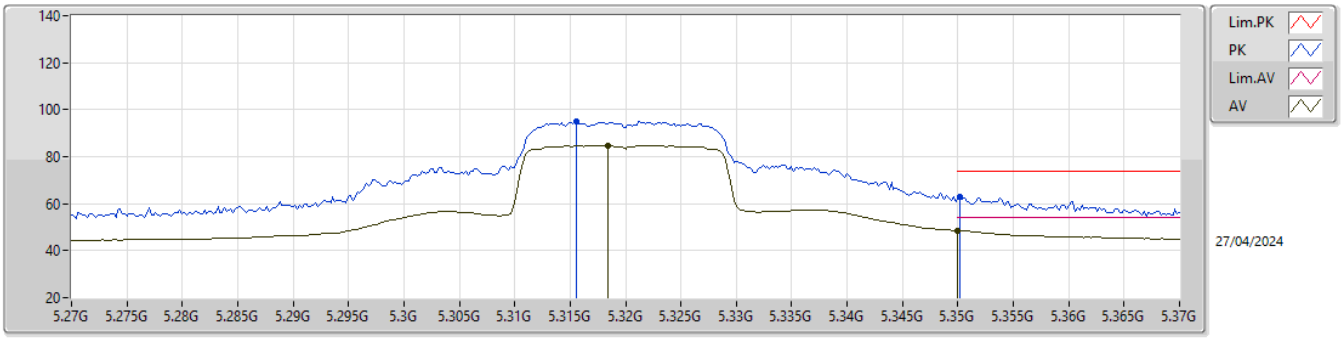

Type	Freq	Level	Limit	Margin	Factor	Dist	Condition	Azimuth	Height	Raw	AF	CL	PA
	(Hz)	(dBuV/m)	(dBuV/m)	(dB)	(dB)	(m)		(°)	(m)	(dBuV)	(dB)	(dB)	(dB)
AV	5.3184G	84.83	Inf	-Inf	4.93	3	Horizontal	212	1.11	79.90	32.70	6.97	34.74
AV	5.35G	48.40	54.00	-5.60	4.98	3	Horizontal	212	1.11	43.42	32.70	7.01	34.73
PK	5.3156G	94.75	Inf	-Inf	4.92	3	Horizontal	212	1.11	89.83	32.70	6.96	34.74
PK	5.3502G	62.75	74.00	-11.25	4.99	3	Horizontal	212	1.11	57.76	32.70	7.02	34.73

5.25-5.35GHz_802.11ac VHT20_Nss1,(MCS0)_1TX

5320MHz_TX

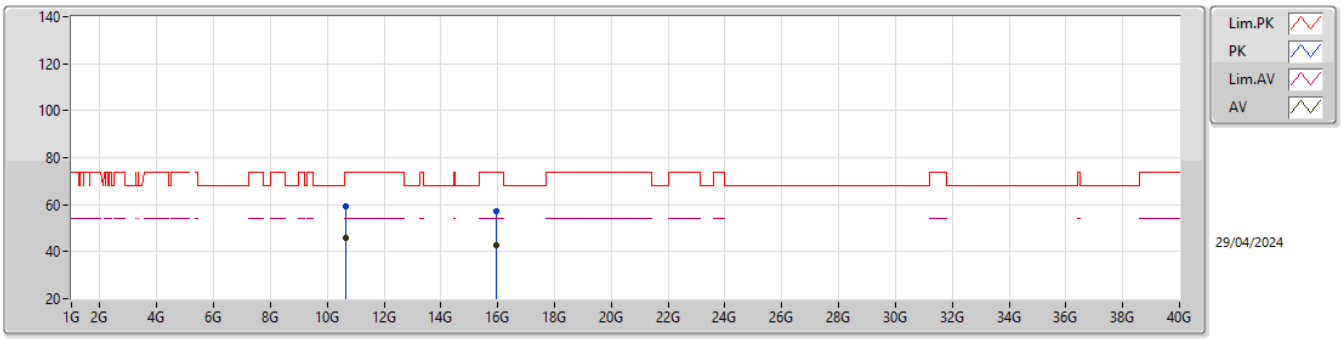

Type	Freq	Level	Limit	Margin	Factor	Dist	Condition	Azimuth	Height	Raw	AF	CL	PA
	(Hz)	(dBuV/m)	(dBuV/m)	(dB)	(dB)	(m)		(°)	(m)	(dBuV)	(dB)	(dB)	(dB)
AV	10.63976G	45.96	54.00	-8.04	14.65	3	Vertical	227	1.60	31.31	38.98	10.40	34.73
AV	15.95758G	42.71	54.00	-11.29	16.32	3	Vertical	34	1.78	26.39	37.68	13.31	34.67
PK	10.64204G	59.24	74.00	-14.76	14.65	3	Vertical	227	1.60	44.59	38.98	10.40	34.73
PK	15.96064G	56.99	74.00	-17.01	16.32	3	Vertical	34	1.78	40.67	37.68	13.31	34.67

5.25-5.35GHz_802.11ac VHT20_Nss1,(MCS0)_1TX

5320MHz_TX

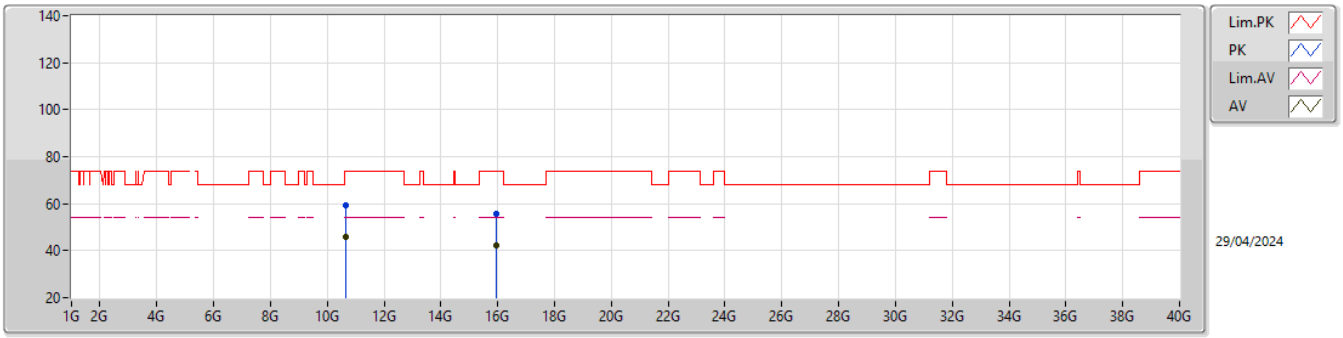

Type	Freq	Level	Limit	Margin	Factor	Dist	Condition	Azimuth	Height	Raw	AF	CL	PA
	(Hz)	(dBuV/m)	(dBuV/m)	(dB)	(dB)	(m)		(°)	(m)	(dBuV)	(dB)	(dB)	(dB)
AV	10.63968G	45.89	54.00	-8.11	14.65	3	Horizontal	225	1.69	31.24	38.98	10.40	34.73
AV	15.9578G	42.24	54.00	-11.76	16.32	3	Horizontal	203	1.69	25.92	37.68	13.31	34.67
PK	10.64012G	59.56	74.00	-14.44	14.65	3	Horizontal	225	1.69	44.91	38.98	10.40	34.73
PK	15.9608G	55.76	74.00	-18.24	16.32	3	Horizontal	203	1.69	39.44	37.68	13.31	34.67

5.25-5.35GHz_802.11ax HEW20_Nss1,(MCS0)_1TX

5320MHz_TX

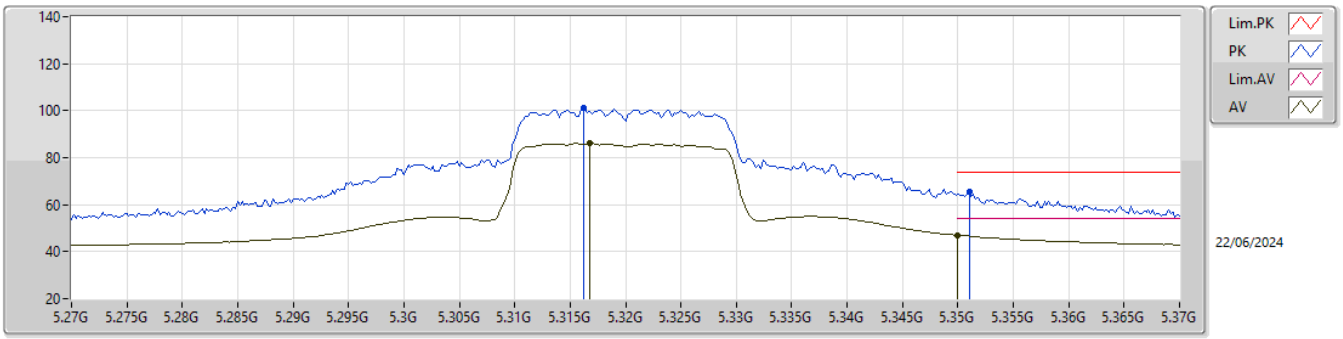

Type	Freq	Level	Limit	Margin	Factor	Dist	Condition	Azimuth	Height	Raw	AF	CL	PA
	(Hz)	(dBuV/m)	(dBuV/m)	(dB)	(dB)	(m)		(°)	(m)	(dBuV)	(dB)	(dB)	(dB)
AV	5.3168G	86.03	Inf	-Inf	4.93	3	Vertical	223	2.58	81.10	32.70	6.97	34.74
AV	5.35G	46.99	54.00	-7.01	4.98	3	Vertical	223	2.58	42.01	32.70	7.01	34.73
PK	5.3162G	101.07	Inf	-Inf	4.92	3	Vertical	223	2.58	96.15	32.70	6.96	34.74
PK	5.351G	65.68	74.00	-8.32	4.99	3	Vertical	223	2.58	60.69	32.70	7.02	34.73

5.25-5.35GHz_802.11ax HEW20_Nss1,(MCS0)_1TX

5320MHz_TX

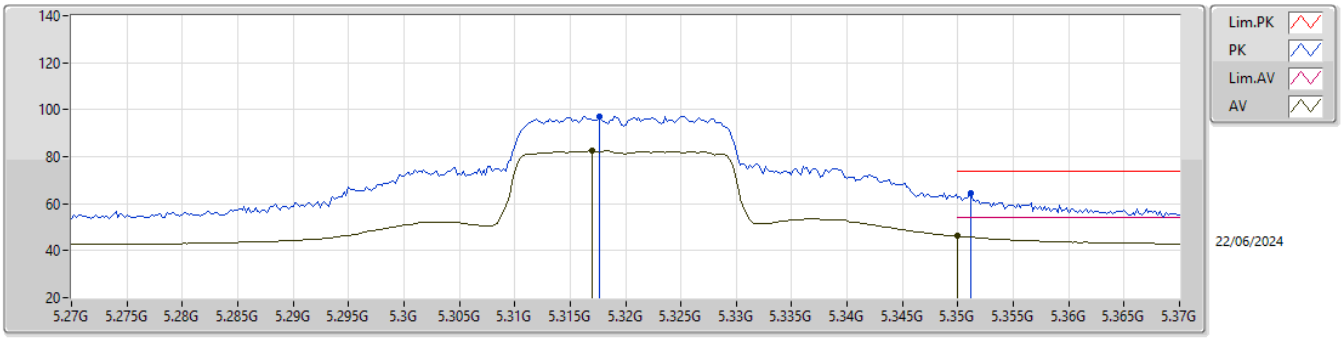

Type	Freq	Level	Limit	Margin	Factor	Dist	Condition	Azimuth	Height	Raw	AF	CL	PA
	(Hz)	(dBuV/m)	(dBuV/m)	(dB)	(dB)	(m)		(°)	(m)	(dBuV)	(dB)	(dB)	(dB)
AV	5.317G	82.44	Inf	-Inf	4.93	3	Horizontal	180	1.50	77.51	32.70	6.97	34.74
AV	5.35G	46.23	54.00	-7.77	4.98	3	Horizontal	180	1.50	41.25	32.70	7.01	34.73
PK	5.3176G	97.16	Inf	-Inf	4.93	3	Horizontal	180	1.50	92.23	32.70	6.97	34.74
PK	5.3512G	64.32	74.00	-9.68	4.99	3	Horizontal	180	1.50	59.33	32.70	7.02	34.73

5.25-5.35GHz_802.11ax HEW20_Nss1,(MCS0)_1TX

5320MHz_TX

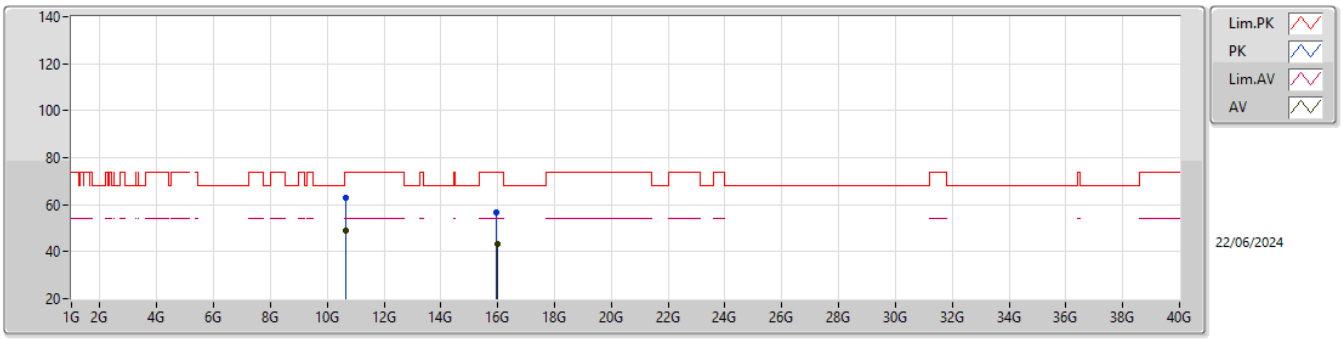

Type	Freq	Level	Limit	Margin	Factor	Dist	Condition	Azimuth	Height	Raw	AF	CL	PA
	(Hz)	(dBuV/m)	(dBuV/m)	(dB)	(dB)	(m)		(°)	(m)	(dBuV)	(dB)	(dB)	(dB)
AV	10.64G	48.77	54.00	-5.23	14.65	3	Vertical	349	2.85	34.12	38.98	10.40	34.73
AV	15.9825G	43.34	54.00	-10.66	16.28	3	Vertical	351	1.50	27.06	37.64	13.33	34.69
PK	10.6385G	62.89	74.00	-11.11	14.64	3	Vertical	349	2.85	48.25	38.98	10.40	34.74
PK	15.9509G	56.64	74.00	-17.36	16.34	3	Vertical	351	1.50	40.30	37.70	13.30	34.66

5.25-5.35GHz_802.11ax HEW20_Nss1,(MCS0)_1TX

5320MHz_TX

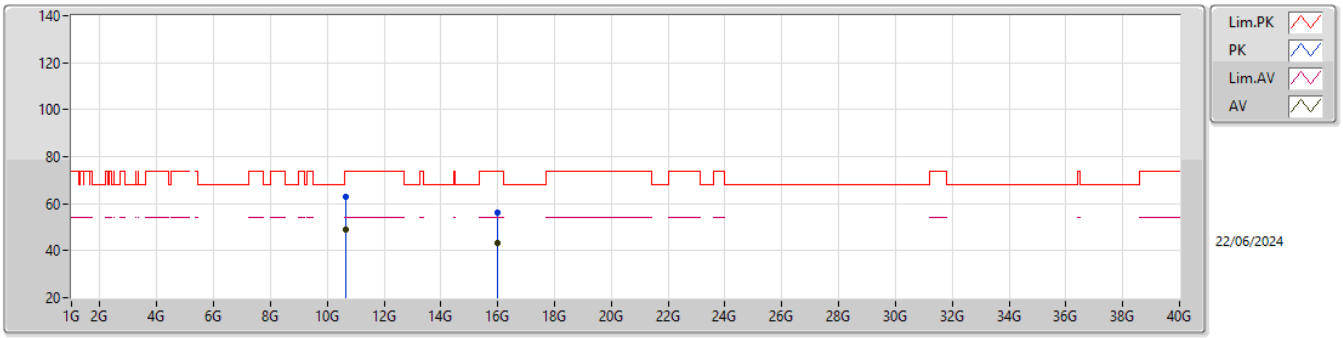

Type	Freq	Level	Limit	Margin	Factor	Dist	Condition	Azimuth	Height	Raw	AF	CL	PA
	(Hz)	(dBuV/m)	(dBuV/m)	(dB)	(dB)	(m)		(°)	(m)	(dBuV)	(dB)	(dB)	(dB)
AV	10.6398G	48.78	54.00	-5.22	14.65	3	Horizontal	341	1.74	34.13	38.98	10.40	34.73
AV	15.99504G	43.49	54.00	-10.51	16.25	3	Horizontal	323	2.36	27.24	37.61	13.34	34.70
PK	10.6382G	63.05	74.00	-10.95	14.64	3	Horizontal	341	1.74	48.41	38.98	10.40	34.74
PK	15.99056G	56.00	74.00	-18.00	16.26	3	Horizontal	323	2.36	39.74	37.62	13.33	34.69

5.47-5.725GHz_802.11a_Nss1,(6Mbps)_1TX

5700MHz_TX

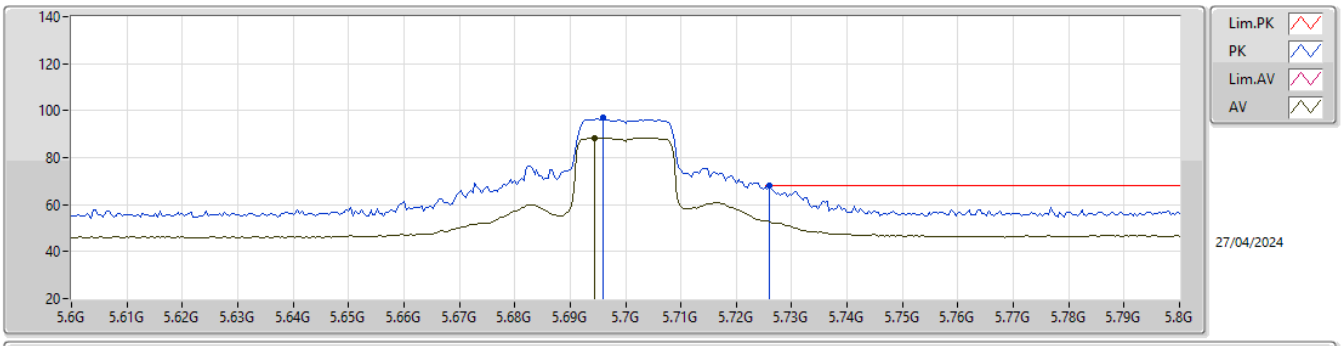

Type	Freq	Level	Limit	Margin	Factor	Dist	Condition	Azimuth	Height	Raw	AF	CL	PA
	(Hz)	(dBuV/m)	(dBuV/m)	(dB)	(dB)	(m)		(°)	(m)	(dBuV)	(dB)	(dB)	(dB)
AV	5.6944G	88.40	Inf	-Inf	5.79	3	Vertical	161	1.80	82.61	33.36	7.19	34.76
PK	5.696G	96.93	Inf	-Inf	5.80	3	Vertical	161	1.80	91.13	33.37	7.19	34.76
PK	5.726G	68.05	68.20	-0.15	5.93	3	Vertical	161	1.80	62.12	33.50	7.20	34.77

5.47-5.725GHz_802.11a_Nss1,(6Mbps)_1TX

5700MHz_TX

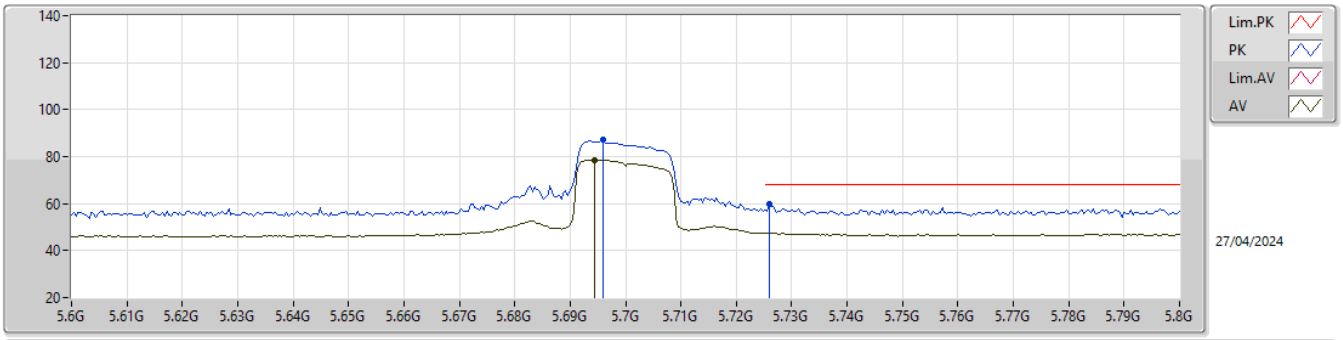

Type	Freq	Level	Limit	Margin	Factor	Dist	Condition	Azimuth	Height	Raw	AF	CL	PA
	(Hz)	(dBuV/m)	(dBuV/m)	(dB)	(dB)	(m)		(°)	(m)	(dBuV)	(dB)	(dB)	(dB)
AV	5.6944G	78.67	Inf	-Inf	5.79	3	Horizontal	317	2.14	72.88	33.36	7.19	34.76
PK	5.696G	87.21	Inf	-Inf	5.80	3	Horizontal	317	2.14	81.41	33.37	7.19	34.76
PK	5.726G	60.08	68.20	-8.12	5.93	3	Horizontal	317	2.14	54.15	33.50	7.20	34.77

5.47-5.725GHz_802.11a_Nss1,(6Mbps)_1TX

5700MHz_TX

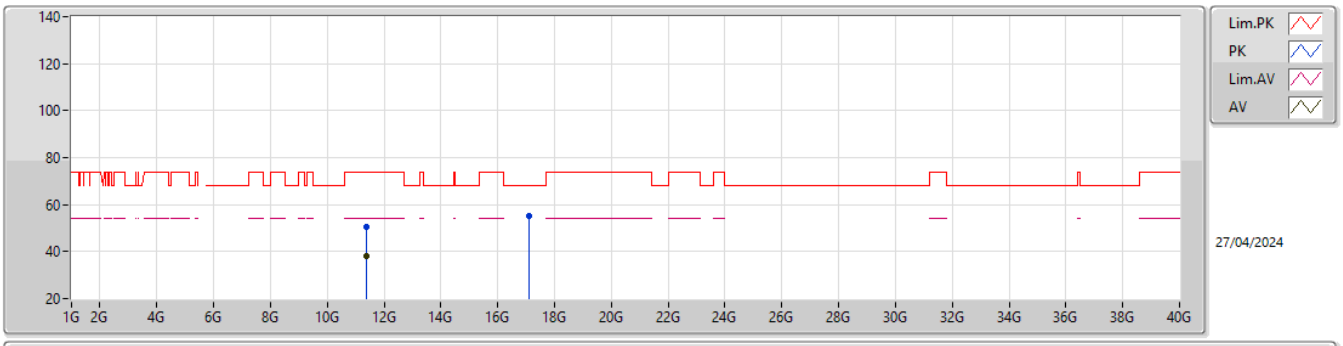

Type	Freq	Level	Limit	Margin	Factor	Dist	Condition	Azimuth	Height	Raw	AF	CL	PA
	(Hz)	(dBuV/m)	(dBuV/m)	(dB)	(dB)	(m)		(°)	(m)	(dBuV)	(dB)	(dB)	(dB)
AV	11.39244G	38.28	54.00	-15.72	15.03	3	Vertical	170	3.00	23.25	38.90	10.57	34.44
PK	11.39936G	50.46	74.00	-23.54	15.03	3	Vertical	170	3.00	35.43	38.90	10.57	34.44
PK	17.10472G	55.43	68.20	-12.77	18.50	3	Vertical	196	3.00	36.93	38.00	13.73	33.23

5.47-5.725GHz_802.11a_Nss1,(6Mbps)_1TX

5700MHz_TX

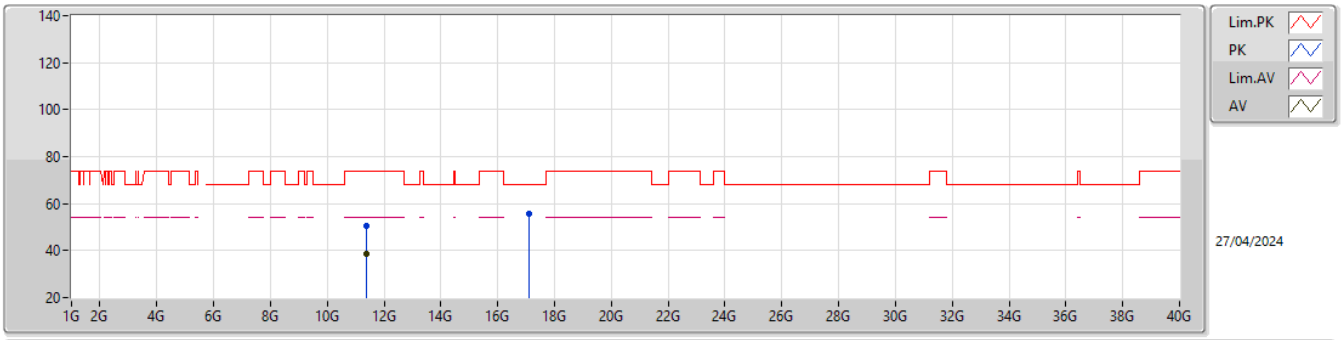

Type	Freq	Level	Limit	Margin	Factor	Dist	Condition	Azimuth	Height	Raw	AF	CL	PA
	(Hz)	(dBuV/m)	(dBuV/m)	(dB)	(dB)	(m)		(°)	(m)	(dBuV)	(dB)	(dB)	(dB)
AV	11.39968G	38.81	54.00	-15.19	15.03	3	Horizontal	31	2.37	23.78	38.90	10.57	34.44
PK	11.39924G	50.64	74.00	-23.36	15.03	3	Horizontal	31	2.37	35.61	38.90	10.57	34.44
PK	17.10306G	55.70	68.20	-12.50	18.50	3	Horizontal	170	2.54	37.20	38.00	13.73	33.23

5.47-5.725GHz_802.11n HT20_Nss1,(MCS0)_1TX

5500MHz_TX

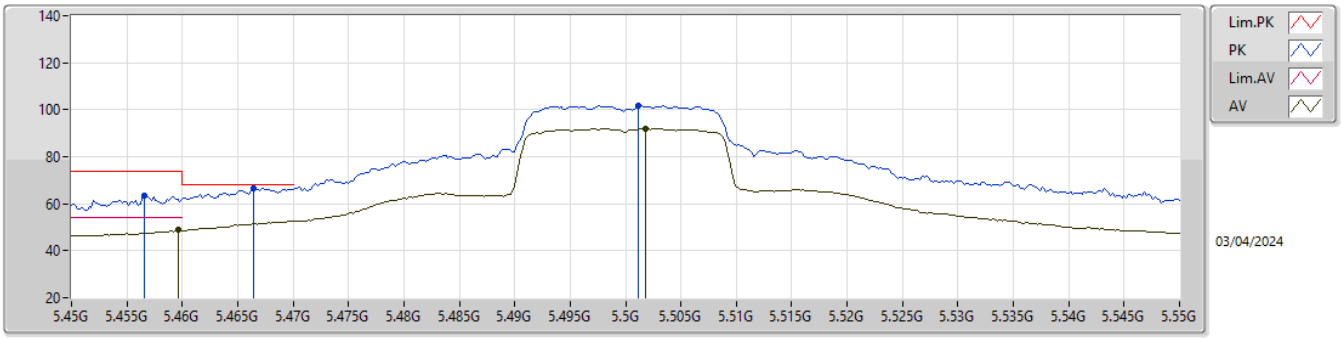

Type	Freq	Level	Limit	Margin	Factor	Dist	Condition	Azimuth	Height	Raw	AF	CL	PA
	(Hz)	(dBuV/m)	(dBuV/m)	(dB)	(dB)	(m)		(°)	(m)	(dBuV)	(dB)	(dB)	(dB)
AV	5.4596G	48.71	54.00	-5.29	5.01	3	Vertical	144	1.42	43.70	32.62	7.11	34.72
AV	5.5018G	91.78	Inf	-Inf	5.11	3	Vertical	144	1.42	86.67	32.70	7.13	34.72
PK	5.4566G	63.21	74.00	-10.79	5.00	3	Vertical	144	1.42	58.21	32.61	7.11	34.72
PK	5.4664G	66.60	68.20	-1.60	5.02	3	Vertical	144	1.42	61.58	32.63	7.11	34.72
PK	5.5012G	101.71	Inf	-Inf	5.11	3	Vertical	144	1.42	96.60	32.70	7.13	34.72

5.47-5.725GHz_802.11n HT20_Nss1,(MCS0)_1TX

5500MHz_TX

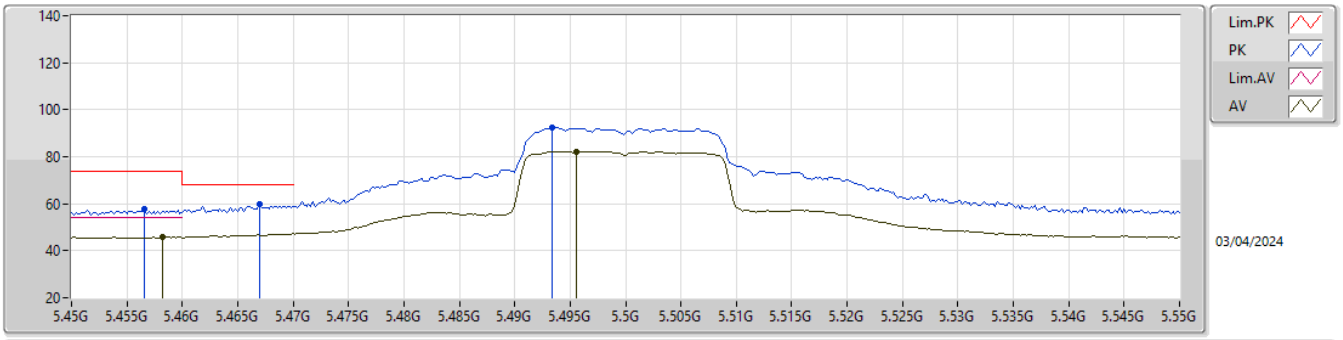

Type	Freq	Level	Limit	Margin	Factor	Dist	Condition	Azimuth	Height	Raw	AF	CL	PA
	(Hz)	(dBuV/m)	(dBuV/m)	(dB)	(dB)	(m)		(°)	(m)	(dBuV)	(dB)	(dB)	(dB)
AV	5.4582G	45.67	54.00	-8.33	5.01	3	Horizontal	292	1.83	40.66	32.62	7.11	34.72
AV	5.4956G	82.22	Inf	-Inf	5.09	3	Horizontal	292	1.83	77.13	32.69	7.12	34.72
PK	5.4566G	58.00	74.00	-16.00	5.00	3	Horizontal	292	1.83	53.00	32.61	7.11	34.72
PK	5.467G	59.69	68.20	-8.51	5.02	3	Horizontal	292	1.83	54.67	32.63	7.11	34.72
PK	5.4934G	92.45	Inf	-Inf	5.09	3	Horizontal	292	1.83	87.36	32.69	7.12	34.72

5.47-5.725GHz_802.11n HT20_Nss1,(MCS0)_1TX

5500MHz_TX

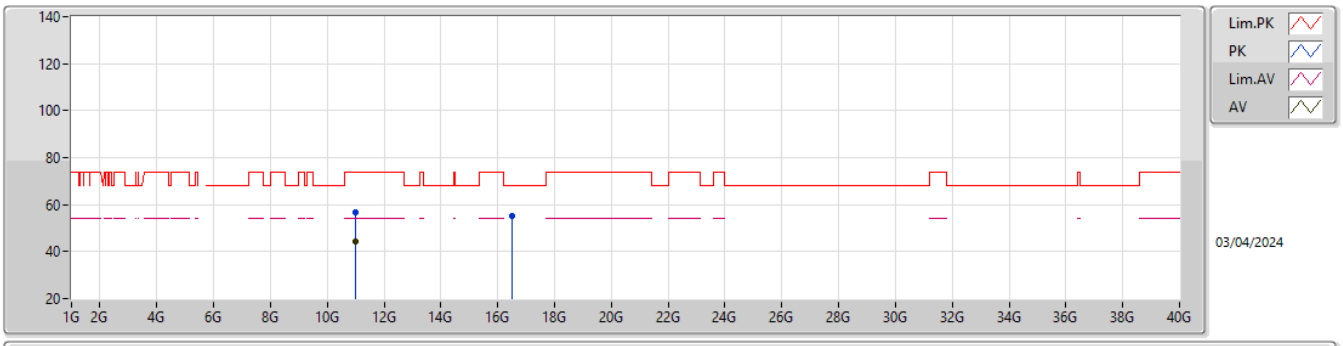

Type	Freq	Level	Limit	Margin	Factor	Dist	Condition	Azimuth	Height	Raw	AF	CL	PA
	(Hz)	(dBuV/m)	(dBuV/m)	(dB)	(dB)	(m)		(°)	(m)	(dBuV)	(dB)	(dB)	(dB)
AV	11.00012G	44.33	54.00	-9.67	14.67	3	Vertical	184	2.30	29.66	38.60	10.48	34.41
PK	11.0012G	56.55	74.00	-17.45	14.67	3	Vertical	184	2.30	41.88	38.60	10.48	34.41
PK	16.4982G	55.41	68.20	-12.79	17.61	3	Vertical	0	3.00	37.80	38.29	13.52	34.20

5.47-5.725GHz_802.11n HT20_Nss1,(MCS0)_1TX

5500MHz_TX

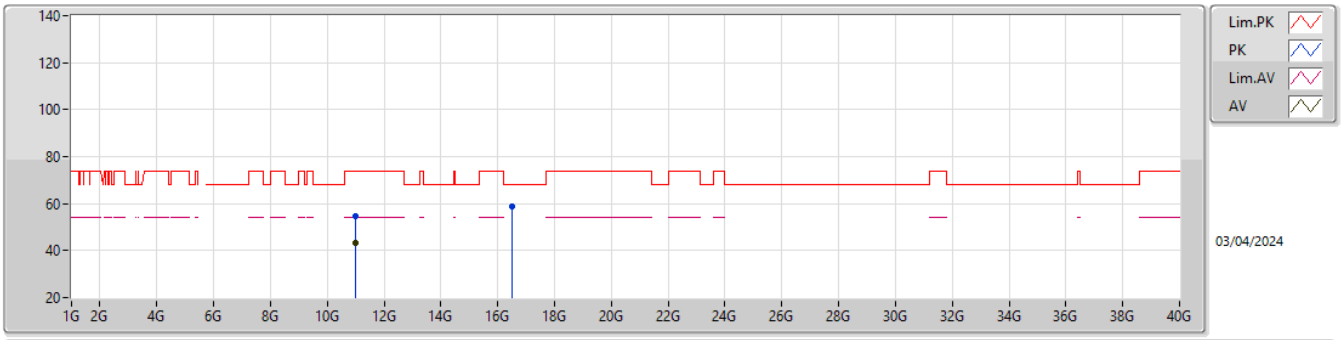

Type	Freq	Level	Limit	Margin	Factor	Dist	Condition	Azimuth	Height	Raw	AF	CL	PA
	(Hz)	(dBuV/m)	(dBuV/m)	(dB)	(dB)	(m)		(°)	(m)	(dBuV)	(dB)	(dB)	(dB)
AV	10.99988G	43.38	54.00	-10.62	14.67	3	Horizontal	117	1.50	28.71	38.60	10.48	34.41
PK	10.99826G	54.86	74.00	-19.14	14.68	3	Horizontal	117	1.50	40.18	38.61	10.48	34.41
PK	16.4991G	58.56	68.20	-9.64	17.62	3	Horizontal	266	1.72	40.94	38.30	13.52	34.20

5.47-5.725GHz_802.11ac VHT20_Nss1,(MCS0)_1TX

5500MHz_TX

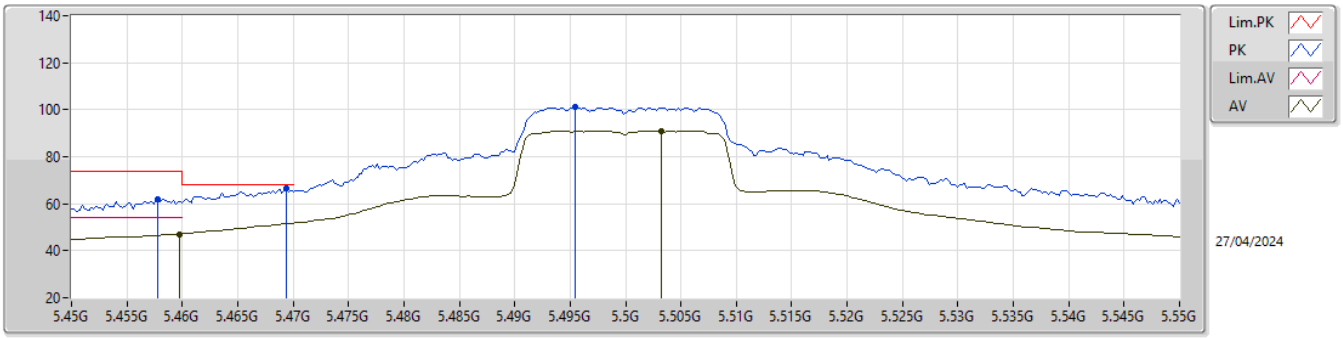

Type	Freq	Level	Limit	Margin	Factor	Dist	Condition	Azimuth	Height	Raw	AF	CL	PA
	(Hz)	(dBuV/m)	(dBuV/m)	(dB)	(dB)	(m)		(°)	(m)	(dBuV)	(dB)	(dB)	(dB)
AV	5.4598G	47.10	54.00	-6.90	5.01	3	Vertical	163	1.90	42.09	32.62	7.11	34.72
AV	5.5032G	90.87	Inf	-Inf	5.11	3	Vertical	163	1.90	85.76	32.70	7.13	34.72
PK	5.4578G	62.02	74.00	-11.98	5.01	3	Vertical	163	1.90	57.01	32.62	7.11	34.72
PK	5.4694G	66.36	68.20	-1.84	5.03	3	Vertical	163	1.90	61.33	32.64	7.11	34.72
PK	5.4954G	100.96	Inf	-Inf	5.09	3	Vertical	163	1.90	95.87	32.69	7.12	34.72

5.47-5.725GHz_802.11ac VHT20_Nss1,(MCS0)_1TX

5500MHz_TX

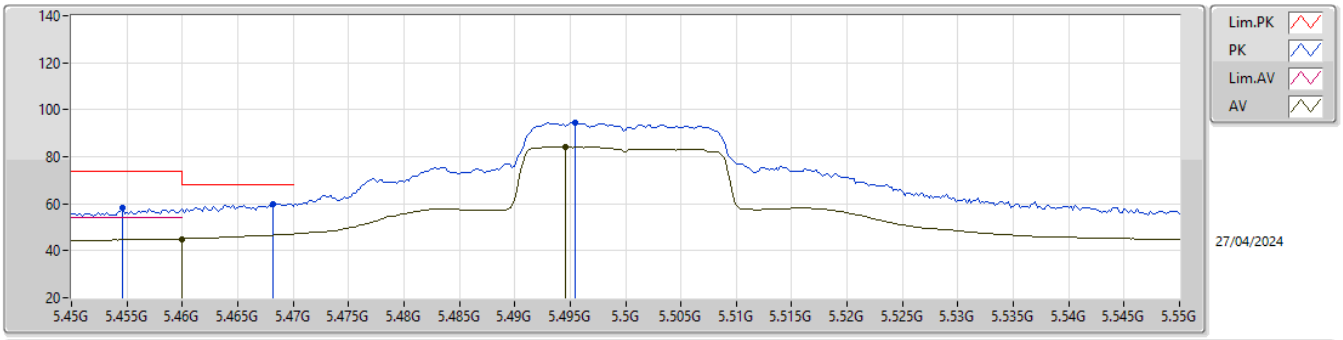

Type	Freq	Level	Limit	Margin	Factor	Dist	Condition	Azimuth	Height	Raw	AF	CL	PA
	(Hz)	(dBuV/m)	(dBuV/m)	(dB)	(dB)	(m)		(°)	(m)	(dBuV)	(dB)	(dB)	(dB)
AV	5.46G	45.08	54.00	-8.92	5.01	3	Horizontal	210	1.20	40.07	32.62	7.11	34.72
AV	5.4946G	84.36	Inf	-Inf	5.09	3	Horizontal	210	1.20	79.27	32.69	7.12	34.72
PK	5.4546G	58.52	74.00	-15.48	5.00	3	Horizontal	210	1.20	53.52	32.61	7.11	34.72
PK	5.4682G	60.03	68.20	-8.17	5.03	3	Horizontal	210	1.20	55.00	32.64	7.11	34.72
PK	5.4954G	94.47	Inf	-Inf	5.09	3	Horizontal	210	1.20	89.38	32.69	7.12	34.72

5.47-5.725GHz_802.11ac VHT20_Nss1,(MCS0)_1TX

5500MHz_TX

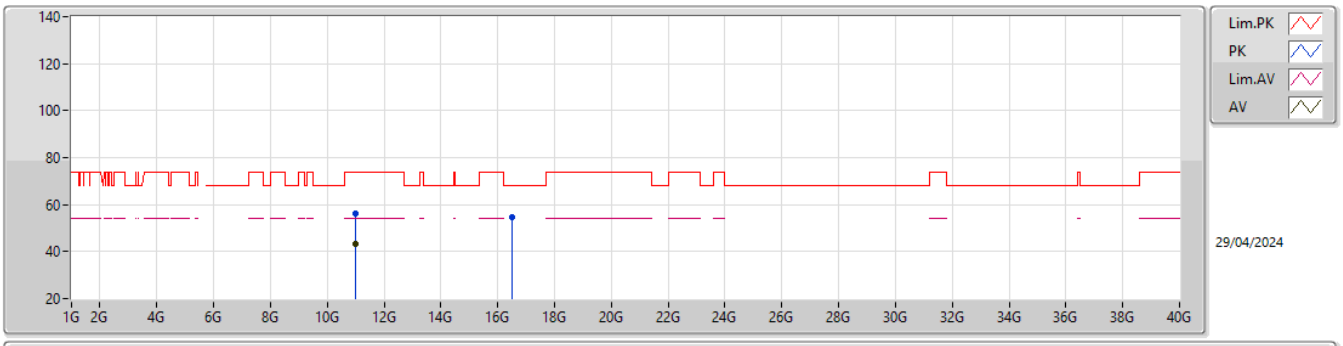

Type	Freq	Level	Limit	Margin	Factor	Dist	Condition	Azimuth	Height	Raw	AF	CL	PA
	(Hz)	(dBuV/m)	(dBuV/m)	(dB)	(dB)	(m)		(°)	(m)	(dBuV)	(dB)	(dB)	(dB)
AV	10.99976G	43.31	54.00	-10.69	14.67	3	Vertical	221	1.73	28.64	38.60	10.48	34.41
PK	10.99996G	56.27	74.00	-17.73	14.67	3	Vertical	221	1.73	41.60	38.60	10.48	34.41
PK	16.4985G	54.72	68.20	-13.48	17.61	3	Vertical	201	1.50	37.11	38.29	13.52	34.20

5.47-5.725GHz_802.11ac VHT20_Nss1,(MCS0)_1TX

5500MHz_TX

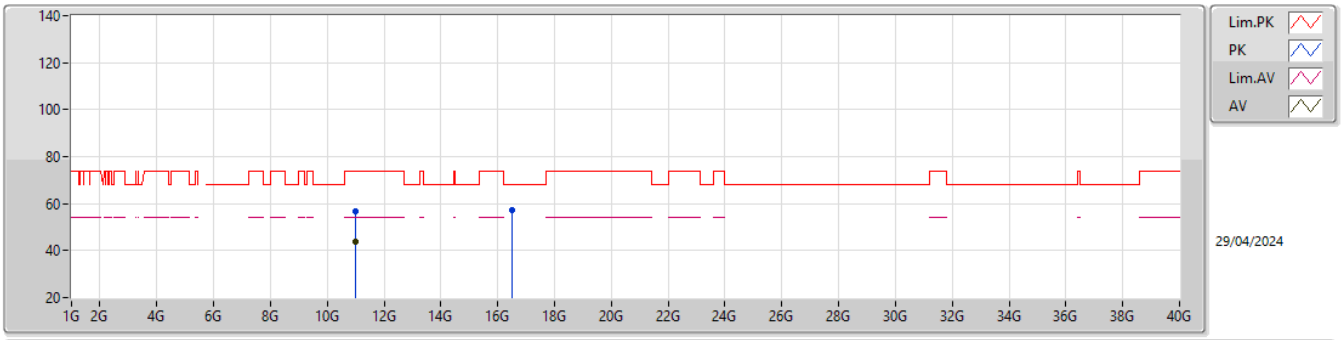

Type	Freq	Level	Limit	Margin	Factor	Dist	Condition	Azimuth	Height	Raw	AF	CL	PA
	(Hz)	(dBuV/m)	(dBuV/m)	(dB)	(dB)	(m)		(°)	(m)	(dBuV)	(dB)	(dB)	(dB)
AV	10.99968G	43.95	54.00	-10.05	14.67	3	Horizontal	149	1.50	29.28	38.60	10.48	34.41
PK	11.00008G	56.91	74.00	-17.09	14.67	3	Horizontal	149	1.50	42.24	38.60	10.48	34.41
PK	16.49528G	57.16	68.20	-11.04	17.60	3	Horizontal	300	1.68	39.56	38.28	13.52	34.20