Site: NS-AC1	Test Date: 2024-07-16
Limit: FCC_2.4G_RE(3m)	Engineer: Summer Tang
Probe: NS-AC1_BBHA9120D_2111_1-18GHz	Polarity: Vertical
EUT: SkyNet IAB Node	Power: By PoE
Test Mode: Transmit by 802.11ax-HE20 at 2412MHz	

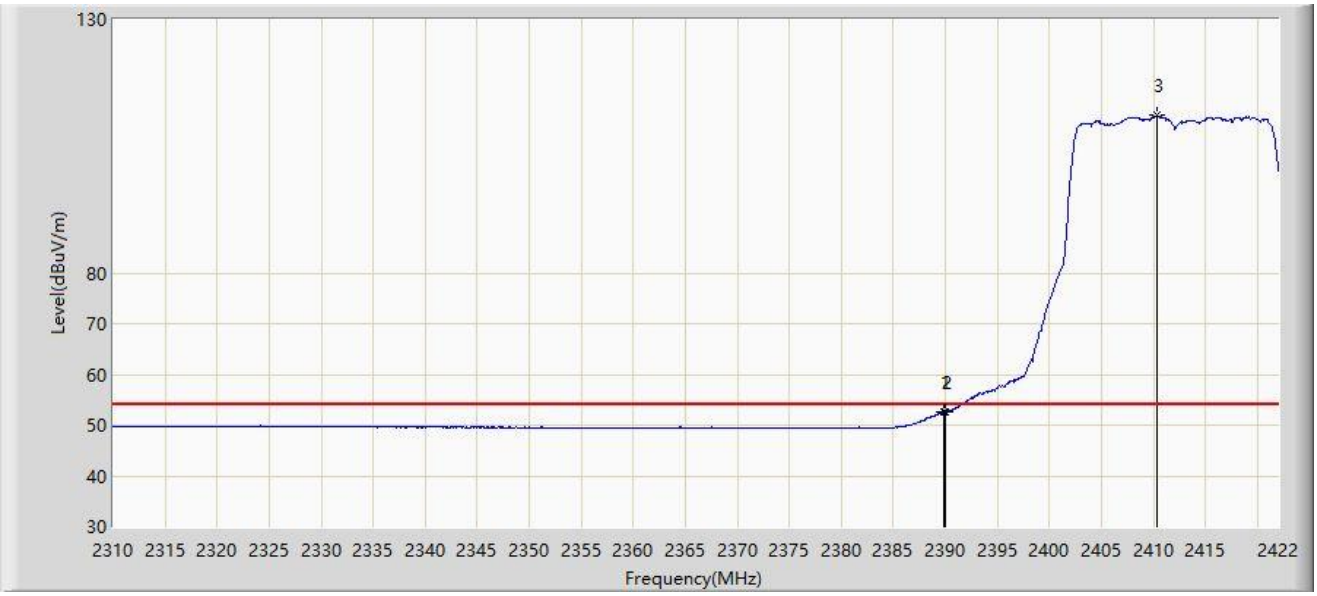

No	Mark	Frequency (MHz)	Measure Level (dBµV/m)	Reading Level (dBµV)	Margin (dB)	Limit (dBµV/m)	Factor (dB/m)	Type
1	*	2389.800	52.673	22.020	-1.327	54.000	30.653	AV
2		2390.000	52.641	21.990	-1.359	54.000	30.651	AV
3		2410.352	111.095	80.404	N/A	N/A	30.691	AV

Note 1: " * ", means this data is the worst emission level.

Note 2: Measure Level (dBµV/m) = Reading Level (dBµV) + Factor (dB/m).

Note 3: Factor (dB/m) = Cable Loss (dB) + Antenna Factor (dB/m).

Site: NS-AC1	Test Date: 2024-07-19
Limit: FCC_2.4G_RE(3m)	Engineer: Summer Tang
Probe: NS-AC1_BBHA9120D_2111_1-18GHz	Polarity: Horizontal
EUT: SkyNet IAB Node	Power: By PoE
Test Mode: Transmit by 802.11ax-HE20 at 2417MHz	

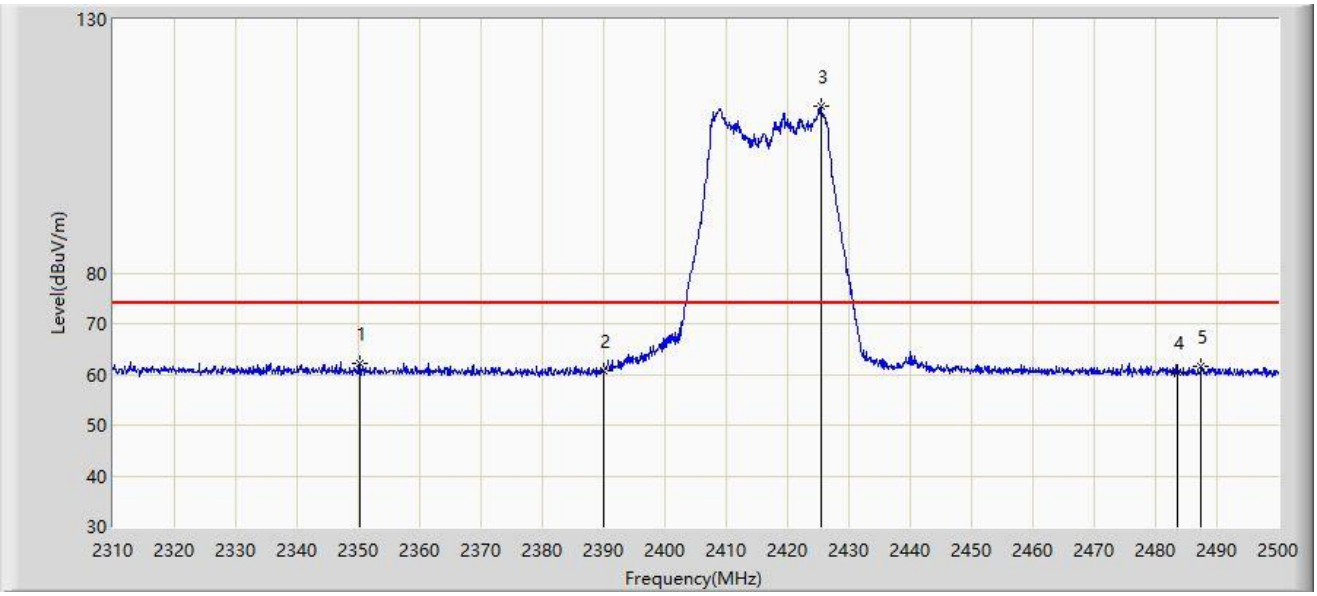

No	Mark	Frequency (MHz)	Measure Level (dBµV/m)	Reading Level (dBµV)	Margin (dB)	Limit (dBµV/m)	Factor (dB/m)	Type
1	*	2350.185	62.313	31.456	-11.687	74.000	30.857	PK
2		2390.000	60.608	29.868	-13.392	74.000	30.740	PK
3		2425.425	113.006	82.294	N/A	N/A	30.712	PK
4		2483.500	60.389	29.743	-13.611	74.000	30.646	PK
5		2487.460	61.530	30.861	-12.470	74.000	30.668	PK

Note 1: " * ", means this data is the worst emission level.

Note 2: Measure Level (dBµV/m) = Reading Level (dBµV) + Factor (dB/m).

Note 3: Factor (dB/m) = Cable Loss (dB) + Antenna Factor (dB/m).

Site: NS-AC1	Test Date: 2024-07-19
Limit: FCC_2.4G_RE(3m)	Engineer: Ted Chen
Probe: NS-AC1_BBHA9120D_2111_1-18GHz	Polarity: Horizontal
EUT: SkyNet IAB Node	Power: By PoE
Test Mode: Transmit by 802.11ax-HE20 at 2417MHz	

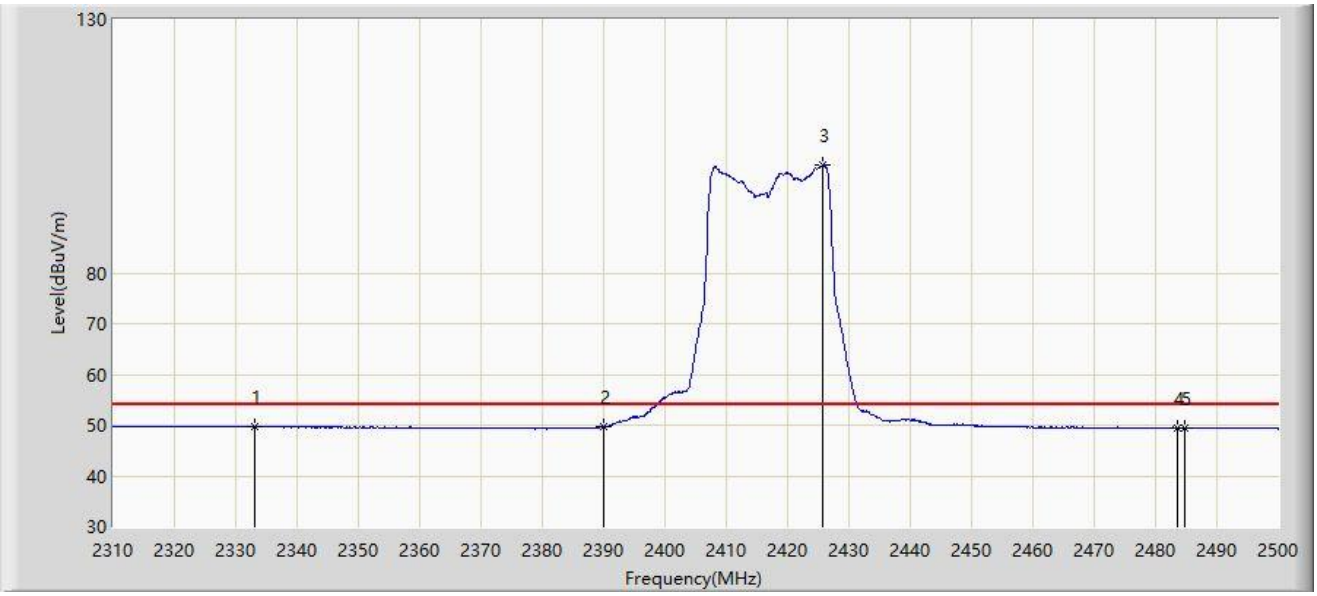

No	Mark	Frequency (MHz)	Measure Level (dBµV/m)	Reading Level (dBµV)	Margin (dB)	Limit (dBµV/m)	Factor (dB/m)	Type
1	*	2332.990	49.763	18.846	-4.237	54.000	30.916	AV
2		2390.000	49.646	18.906	-4.354	54.000	30.740	AV
3		2425.805	101.341	70.630	N/A	N/A	30.711	AV
4		2483.500	49.405	18.759	-4.595	54.000	30.646	AV
5		2484.705	49.473	18.820	-4.527	54.000	30.653	AV

Note 1: " * ", means this data is the worst emission level.

Note 2: Measure Level (dBµV/m) = Reading Level (dBµV) + Factor (dB/m).

Note 3: Factor (dB/m) = Cable Loss (dB) + Antenna Factor (dB/m).

Site: NS-AC1	Test Date: 2024-07-19
Limit: FCC_2.4G_RE(3m)	Engineer: Summer Tang
Probe: NS-AC1_BBHA9120D_2111_1-18GHz	Polarity: Vertical
EUT: SkyNet IAB Node	Power: By PoE
Test Mode: Transmit by 802.11ax-HE20 at 2417MHz	

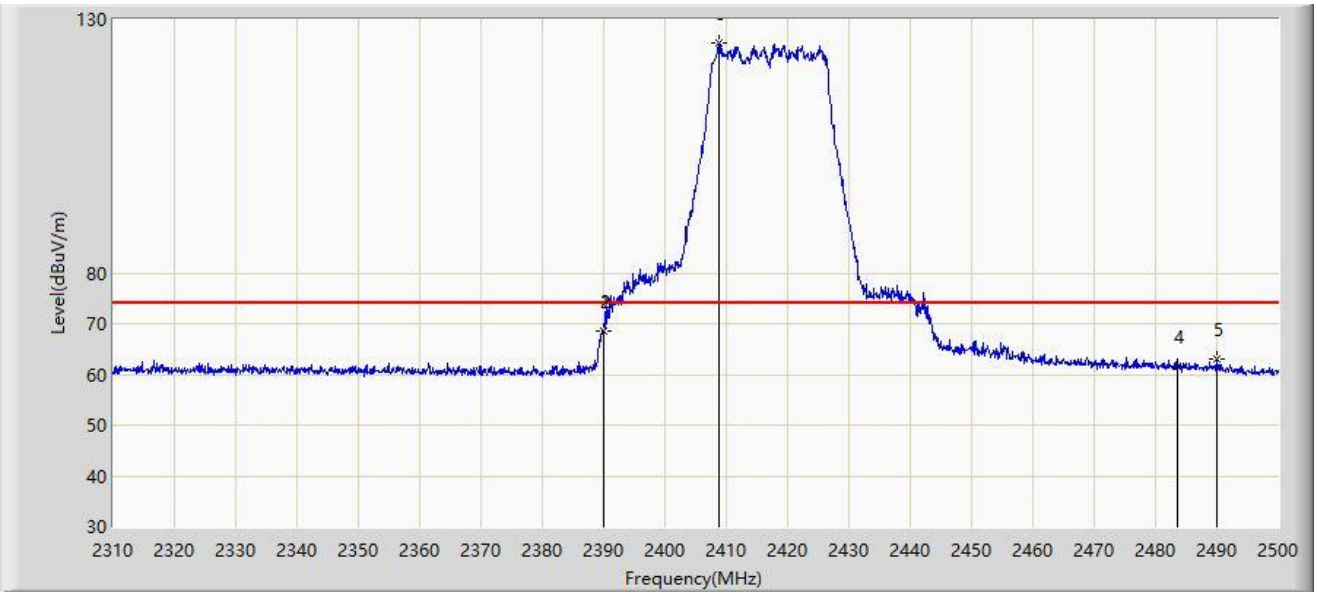

No	Mark	Frequency (MHz)	Measure Level (dBµV/m)	Reading Level (dBµV)	Margin (dB)	Limit (dBµV/m)	Factor (dB/m)	Type
1	*	2389.990	68.521	37.781	-5.479	74.000	30.740	PK
2		2390.000	68.472	37.732	-5.528	74.000	30.740	PK
3		2408.705	125.393	94.650	N/A	N/A	30.743	PK
4		2483.500	61.504	30.858	-12.496	74.000	30.646	PK
5		2490.025	62.936	32.252	-11.064	74.000	30.684	PK

Note 1: " * ", means this data is the worst emission level.

Note 2: Measure Level (dBµV/m) = Reading Level (dBµV) + Factor (dB/m).

Note 3: Factor (dB/m) = Cable Loss (dB) + Antenna Factor (dB/m).

Site: NS-AC1	Test Date: 2024-07-19
Limit: FCC_2.4G_RE(3m)	Engineer: Summer Tang
Probe: NS-AC1_BBHA9120D_2111_1-18GHz	Polarity: Vertical
EUT: SkyNet IAB Node	Power: By PoE
Test Mode: Transmit by 802.11ax-HE20 at 2417MHz	

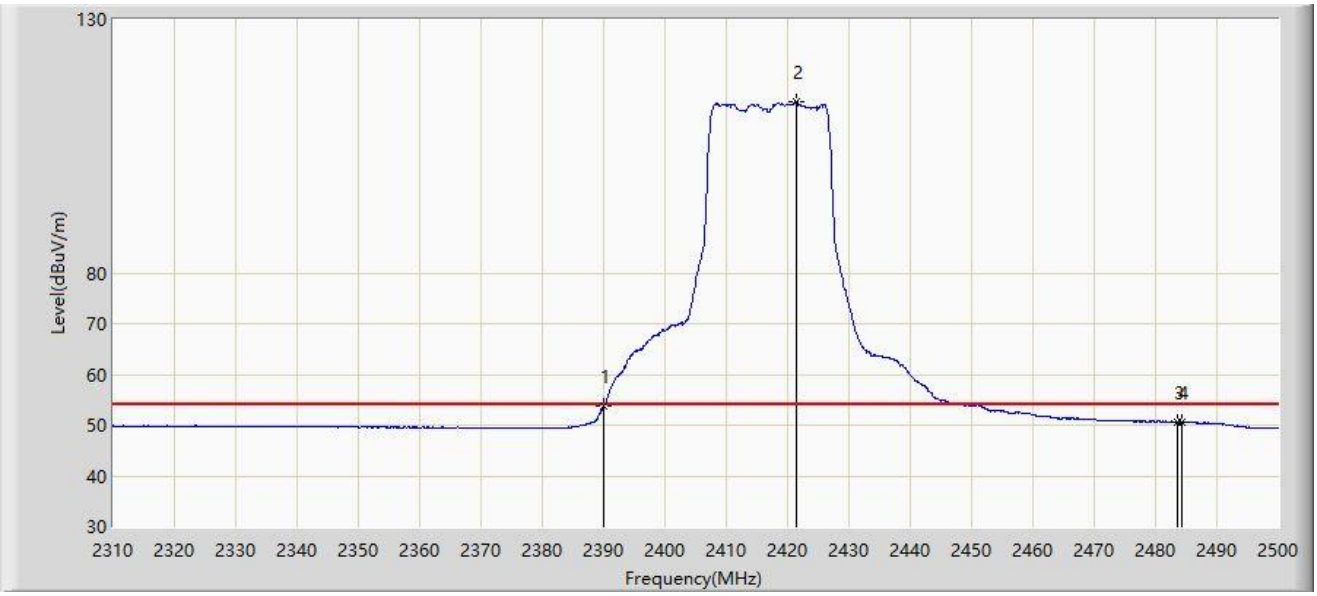

No	Mark	Frequency (MHz)	Measure Level (dBµV/m)	Reading Level (dBµV)	Margin (dB)	Limit (dBµV/m)	Factor (dB/m)	Type
1	*	2390.000	53.794	23.054	-0.206	54.000	30.740	AV
2		2421.340	113.741	83.021	N/A	N/A	30.720	AV
3		2483.500	50.627	19.981	-3.373	54.000	30.646	AV
4		2484.230	50.713	20.063	-3.287	54.000	30.650	AV

Note 1: " * ", means this data is the worst emission level.

Note 2: Measure Level (dBµV/m) = Reading Level (dBµV) + Factor (dB/m).

Note 3: Factor (dB/m) = Cable Loss (dB) + Antenna Factor (dB/m).

Site: NS-AC1	Test Date: 2024-07-19
Limit: FCC_2.4G_RE(3m)	Engineer: Summer Tang
Probe: NS-AC1_BBHA9120D_2111_1-18GHz	Polarity: Horizontal
EUT: SkyNet IAB Node	Power: By PoE
Test Mode: Transmit by 802.11ax-HE20 at 2437MHz	

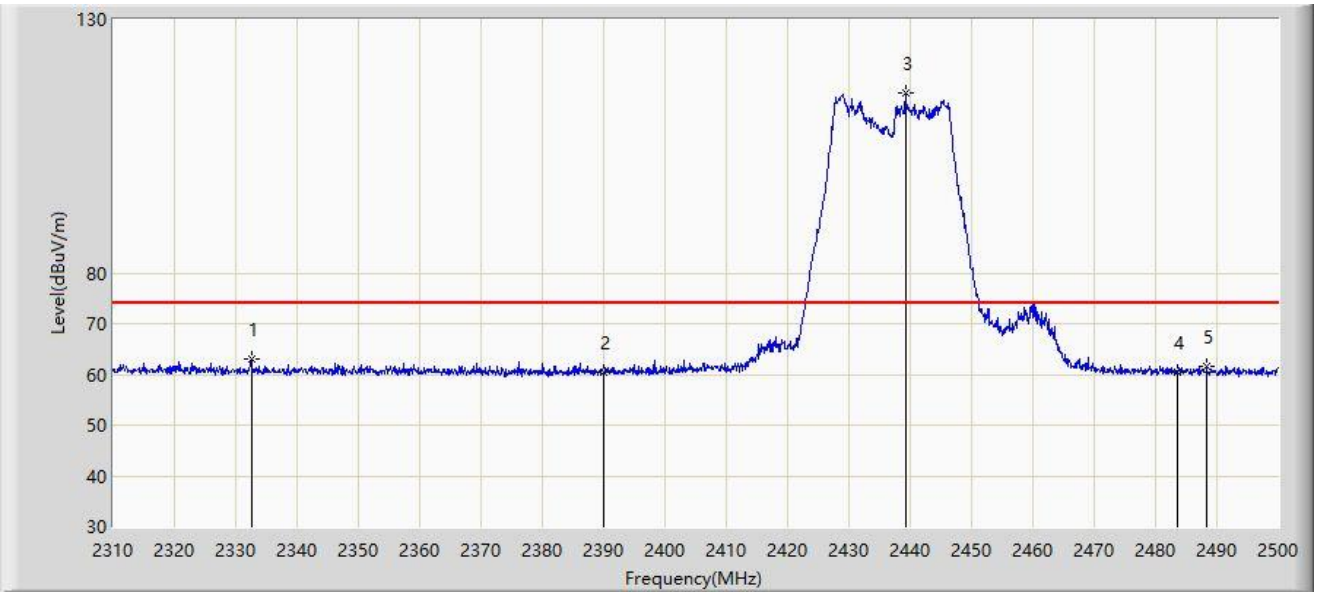

No	Mark	Frequency (MHz)	Measure Level (dBµV/m)	Reading Level (dBµV)	Margin (dB)	Limit (dBµV/m)	Factor (dB/m)	Type
1	*	2332.515	62.998	32.080	-11.002	74.000	30.918	PK
2		2390.000	60.306	29.566	-13.694	74.000	30.740	PK
3		2439.295	115.488	84.743	N/A	N/A	30.745	PK
4		2483.500	60.487	29.841	-13.513	74.000	30.646	PK
5		2488.315	61.591	30.917	-12.409	74.000	30.674	PK

Note 1: " * ", means this data is the worst emission level.

Note 2: Measure Level (dBµV/m) = Reading Level (dBµV) + Factor (dB/m).

Note 3: Factor (dB/m) = Cable Loss (dB) + Antenna Factor (dB/m).

Site: NS-AC1	Test Date: 2024-07-19
Limit: FCC_2.4G_RE(3m)	Engineer: Summer Tang
Probe: NS-AC1_BBHA9120D_2111_1-18GHz	Polarity: Horizontal
EUT: SkyNet IAB Node	Power: By PoE
Test Mode: Transmit by 802.11ax-HE20 at 2437MHz	

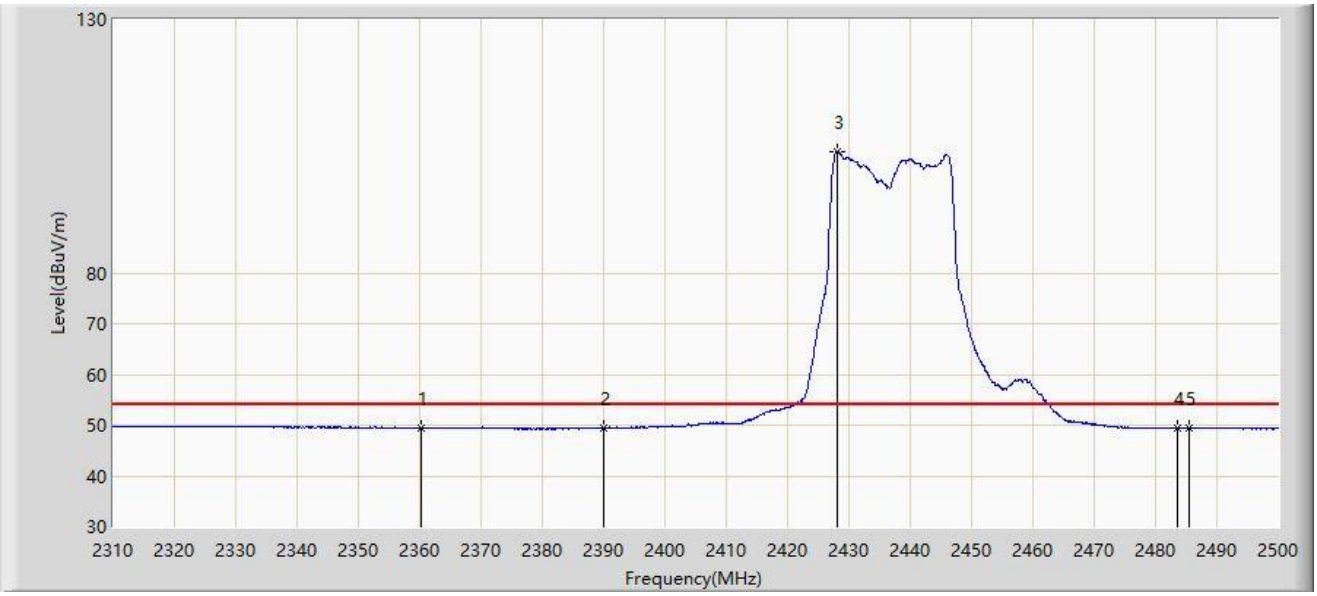

No	Mark	Frequency (MHz)	Measure Level (dBµV/m)	Reading Level (dBµV)	Margin (dB)	Limit (dBµV/m)	Factor (dB/m)	Type
1	*	2360.255	49.555	18.742	-4.445	54.000	30.814	AV
2		2390.000	49.414	18.674	-4.586	54.000	30.740	AV
3		2428.085	103.889	73.182	N/A	N/A	30.707	AV
4		2483.500	49.440	18.794	-4.560	54.000	30.646	AV
5		2485.370	49.504	18.847	-4.496	54.000	30.657	AV

Note 1: " * ", means this data is the worst emission level.

Note 2: Measure Level (dBµV/m) = Reading Level (dBµV) + Factor (dB/m).

Note 3: Factor (dB/m) = Cable Loss (dB) + Antenna Factor (dB/m).

Site: NS-AC1	Test Date: 2024-07-19
Limit: FCC_2.4G_RE(3m)	Engineer: Summer Tang
Probe: NS-AC1_BBHA9120D_2111_1-18GHz	Polarity: Vertical
EUT: SkyNet IAB Node	Power: By PoE
Test Mode: Transmit by 802.11ax-HE20 at 2437MHz	

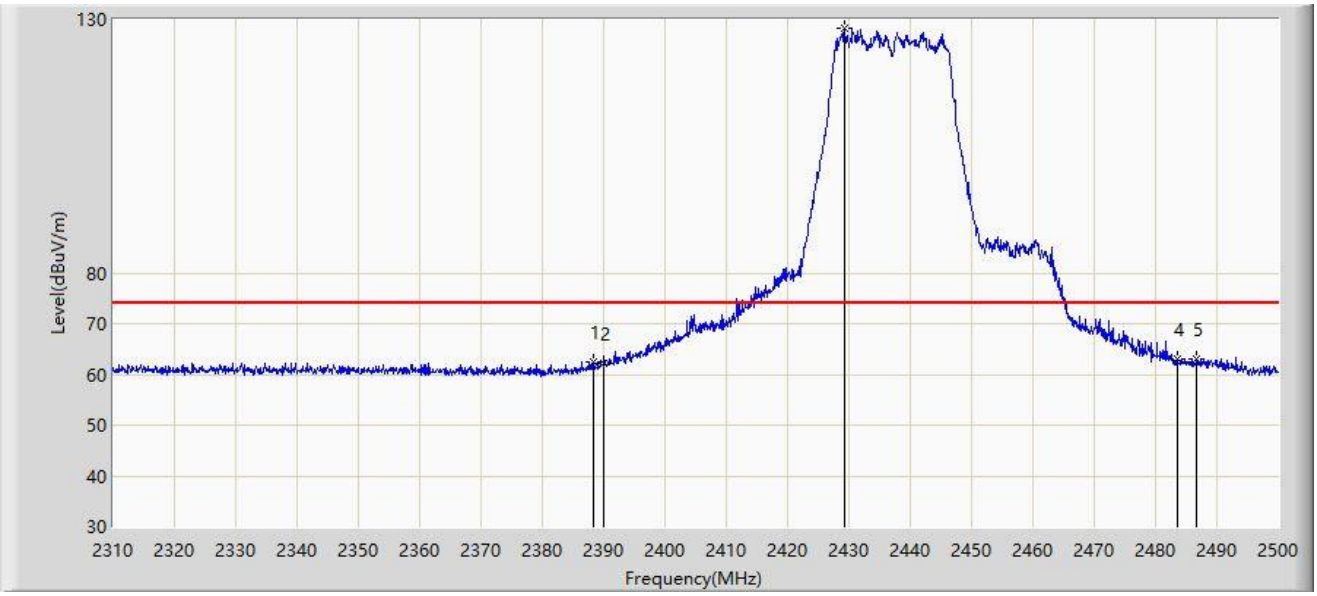

No	Mark	Frequency (MHz)	Measure Level (dBµV/m)	Reading Level (dBµV)	Margin (dB)	Limit (dBµV/m)	Factor (dB/m)	Type
1		2388.280	62.604	31.870	-11.396	74.000	30.734	PK
2		2390.000	62.251	31.511	-11.749	74.000	30.740	PK
3		2429.225	128.177	97.466	N/A	N/A	30.711	PK
4		2483.500	62.905	32.259	-11.095	74.000	30.646	PK
5	*	2486.700	63.179	32.515	-10.821	74.000	30.664	PK

Note 1: " * ", means this data is the worst emission level.

Note 2: Measure Level (dBµV/m) = Reading Level (dBµV) + Factor (dB/m).

Note 3: Factor (dB/m) = Cable Loss (dB) + Antenna Factor (dB/m).

Site: NS-AC1	Test Date: 2024-07-19
Limit: FCC_2.4G_RE(3m)	Engineer: Summer Tang
Probe: NS-AC1_BBHA9120D_2111_1-18GHz	Polarity: Vertical
EUT: SkyNet IAB Node	Power: By PoE
Test Mode: Transmit by 802.11ax-HE20 at 2437MHz	

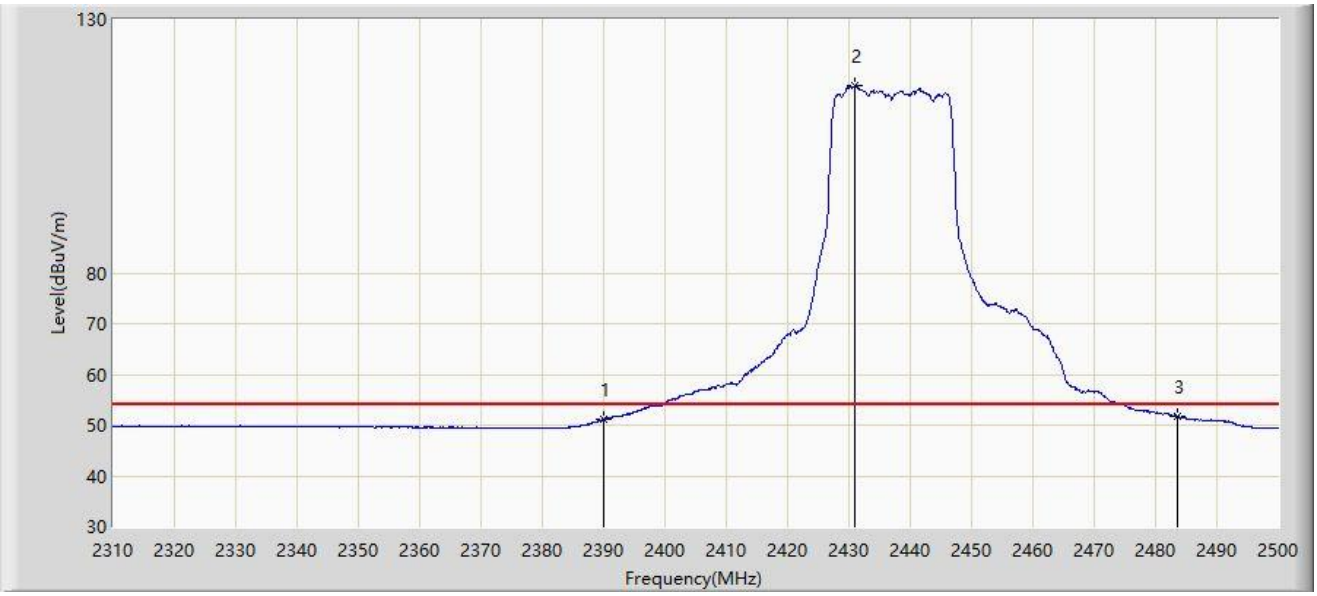

No	Mark	Frequency (MHz)	Measure Level (dBµV/m)	Reading Level (dBµV)	Margin (dB)	Limit (dBµV/m)	Factor (dB/m)	Type
1		2390.000	51.165	20.425	-2.835	54.000	30.740	AV
2		2430.935	116.902	86.185	N/A	N/A	30.717	AV
3	*	2483.500	51.704	21.058	-2.296	54.000	30.646	AV

Note 1: " * ", means this data is the worst emission level.

Note 2: Measure Level (dBµV/m) = Reading Level (dBµV) + Factor (dB/m).

Note 3: Factor (dB/m) = Cable Loss (dB) + Antenna Factor (dB/m).

Site: NS-AC1	Test Date: 2024-07-19
Limit: FCC_2.4G_RE(3m)	Engineer: Summer Tang
Probe: NS-AC1_BBHA9120D_2111_1-18GHz	Polarity: Horizontal
EUT: SkyNet IAB Node	Power: By PoE
Test Mode: Transmit by 802.11ax-HE20 at 2452MHz	

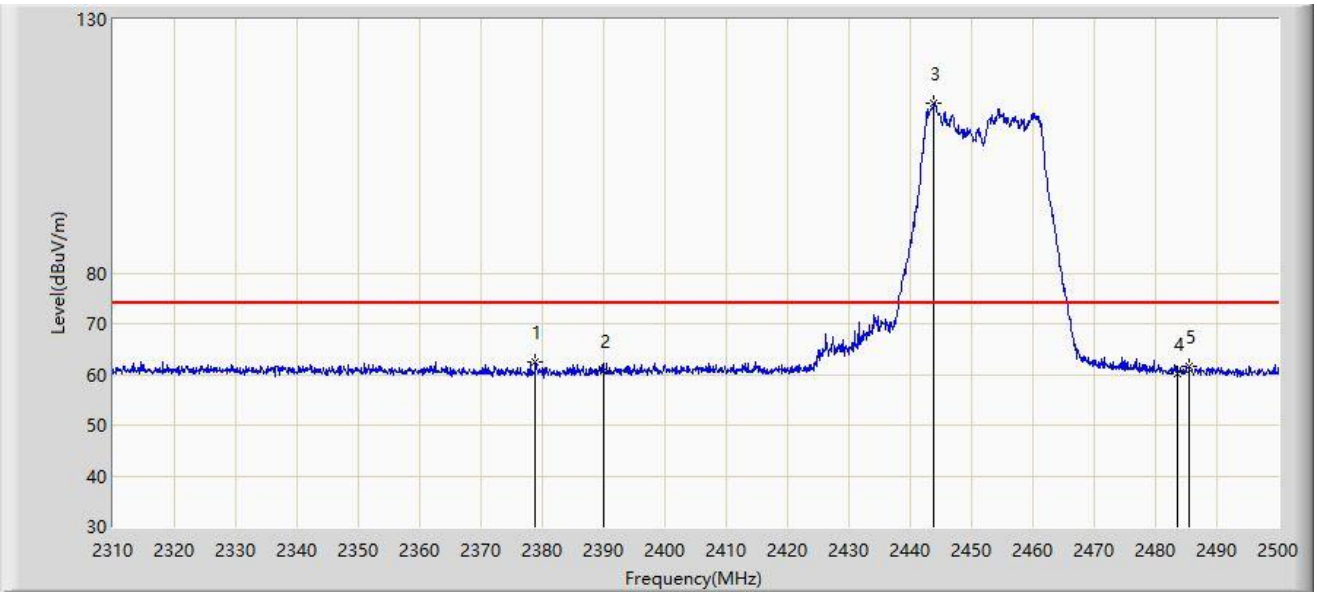

No	Mark	Frequency (MHz)	Measure Level (dBµV/m)	Reading Level (dBµV)	Margin (dB)	Limit (dBµV/m)	Factor (dB/m)	Type
1	*	2378.875	62.514	31.812	-11.486	74.000	30.701	PK
2		2390.000	60.838	30.098	-13.162	74.000	30.740	PK
3		2443.855	113.547	82.787	N/A	N/A	30.760	PK
4		2483.500	60.251	29.605	-13.749	74.000	30.646	PK
5		2485.465	61.595	30.938	-12.405	74.000	30.658	PK

Note 1: " * ", means this data is the worst emission level.

Note 2: Measure Level (dBµV/m) = Reading Level (dBµV) + Factor (dB/m).

Note 3: Factor (dB/m) = Cable Loss (dB) + Antenna Factor (dB/m).

Site: NS-AC1	Test Date: 2024-07-19
Limit: FCC_2.4G_RE(3m)	Engineer: Summer Tang
Probe: NS-AC1_BBHA9120D_2111_1-18GHz	Polarity: Horizontal
EUT: SkyNet IAB Node	Power: By PoE
Test Mode: Transmit by 802.11ax-HE20 at 2452MHz	

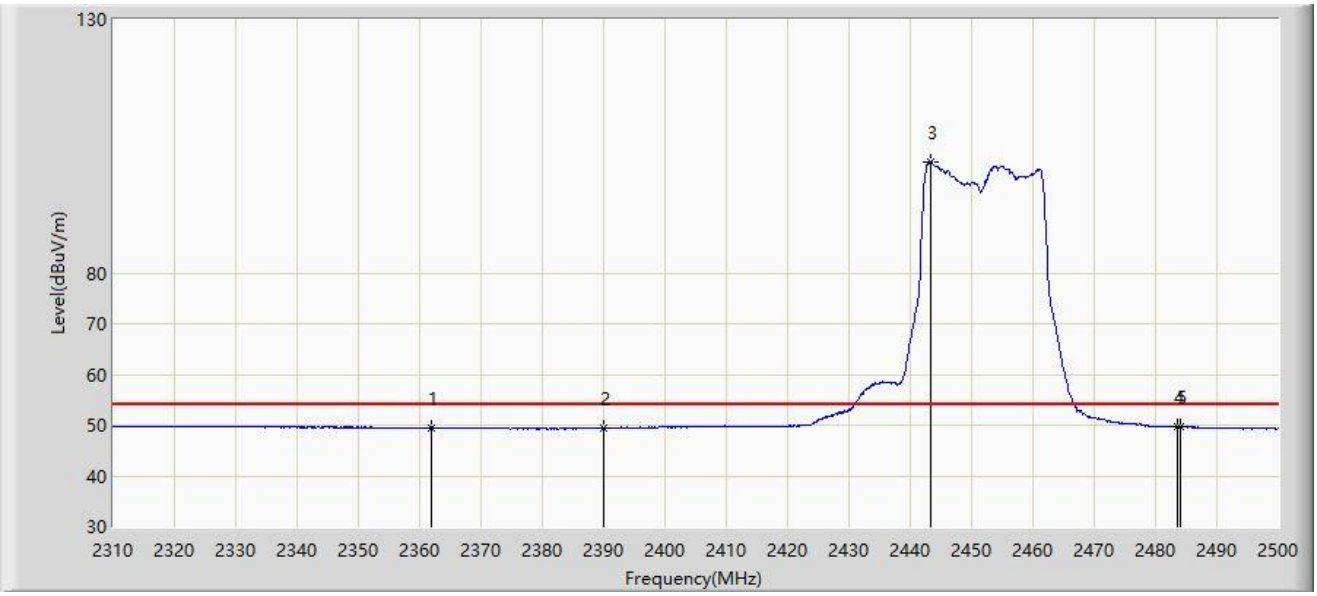

No	Mark	Frequency (MHz)	Measure Level (dBµV/m)	Reading Level (dBµV)	Margin (dB)	Limit (dBµV/m)	Factor (dB/m)	Type
1		2361.965	49.565	18.764	-4.435	54.000	30.801	AV
2		2390.000	49.392	18.652	-4.608	54.000	30.740	AV
3		2443.380	101.935	71.176	N/A	N/A	30.759	AV
4		2483.500	49.738	19.092	-4.262	54.000	30.646	AV
5	*	2483.945	49.775	19.126	-4.225	54.000	30.648	AV

Note 1: " * ", means this data is the worst emission level.

Note 2: Measure Level (dBµV/m) = Reading Level (dBµV) + Factor (dB/m).

Note 3: Factor (dB/m) = Cable Loss (dB) + Antenna Factor (dB/m).

Site: NS-AC1	Test Date: 2024-07-19
Limit: FCC_2.4G_RE(3m)	Engineer: Summer Tang
Probe: NS-AC1_BBHA9120D_2111_1-18GHz	Polarity: Vertical
EUT: SkyNet IAB Node	Power: By PoE
Test Mode: Transmit by 802.11ax-HE20 at 2452MHz	

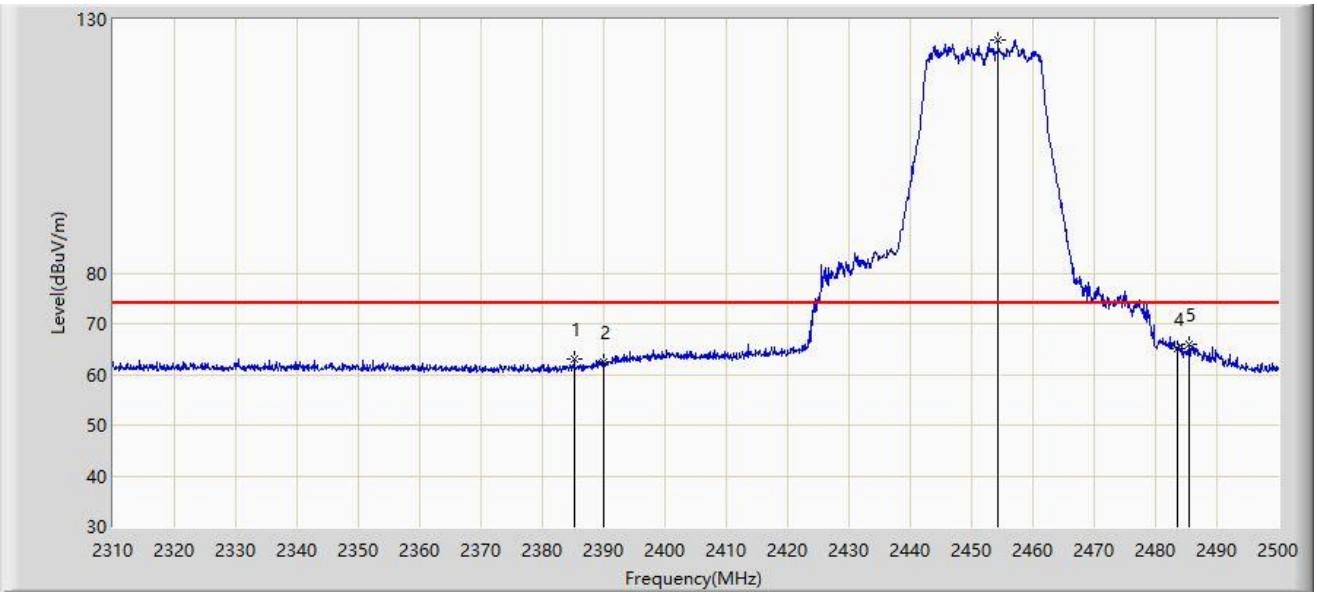

No	Mark	Frequency (MHz)	Measure Level (dBµV/m)	Reading Level (dBµV)	Margin (dB)	Limit (dBµV/m)	Factor (dB/m)	Type
1		2385.240	63.030	32.306	-10.970	74.000	30.724	PK
2		2390.000	62.341	31.601	-11.659	74.000	30.740	PK
3		2454.305	125.881	95.175	N/A	N/A	30.706	PK
4		2483.500	65.006	34.360	-8.994	74.000	30.646	PK
5	*	2485.370	66.055	35.398	-7.945	74.000	30.657	PK

Note 1: " * ", means this data is the worst emission level.

Note 2: Measure Level (dBµV/m) = Reading Level (dBµV) + Factor (dB/m).

Note 3: Factor (dB/m) = Cable Loss (dB) + Antenna Factor (dB/m).

Site: NS-AC1	Test Date: 2024-07-19
Limit: FCC_2.4G_RE(3m)	Engineer: Summer Tang
Probe: NS-AC1_BBHA9120D_2111_1-18GHz	Polarity: Vertical
EUT: SkyNet IAB Node	Power: By PoE
Test Mode: Transmit by 802.11ax-HE20 at 2452MHz	

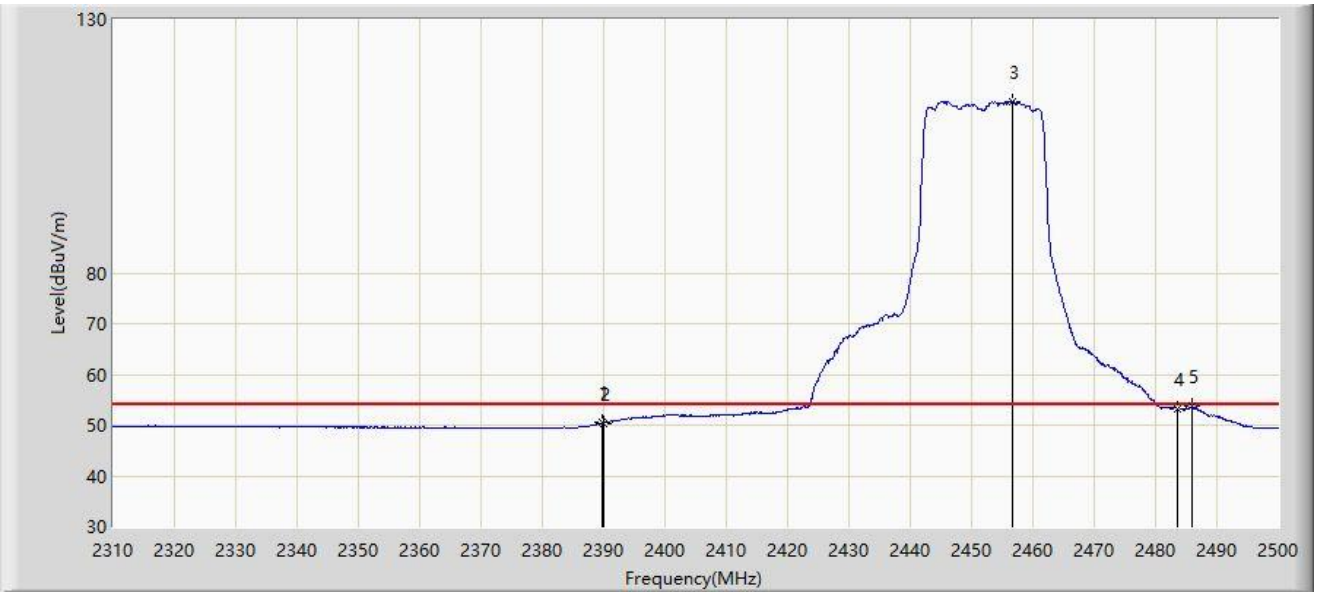

No	Mark	Frequency (MHz)	Measure Level (dBµV/m)	Reading Level (dBµV)	Margin (dB)	Limit (dBµV/m)	Factor (dB/m)	Type
1		2389.800	50.459	19.720	-3.541	54.000	30.739	AV
2		2390.000	50.383	19.643	-3.617	54.000	30.740	AV
3		2456.585	113.886	83.194	N/A	N/A	30.691	AV
4		2483.500	53.224	22.578	-0.776	54.000	30.646	AV
5	*	2485.845	53.688	23.029	-0.312	54.000	30.660	AV

Note 1: " * ", means this data is the worst emission level.

Note 2: Measure Level (dBµV/m) = Reading Level (dBµV) + Factor (dB/m).

Note 3: Factor (dB/m) = Cable Loss (dB) + Antenna Factor (dB/m).

Site: NS-AC1	Test Date: 2024-07-19
Limit: FCC_2.4G_RE(3m)	Engineer: Summer Tang
Probe: NS-AC1_BBHA9120D_2111_1-18GHz	Polarity: Horizontal
EUT: SkyNet IAB Node	Power: By PoE
Test Mode: Transmit by 802.11ax-HE20 at 2457MHz	

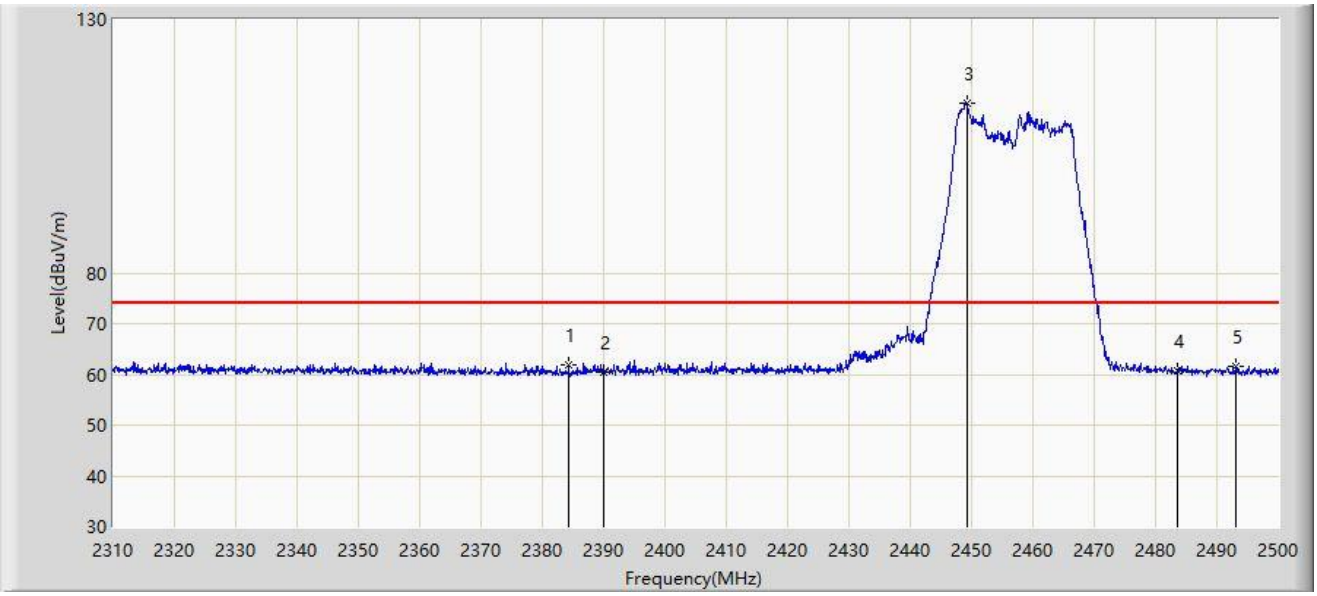

No	Mark	Frequency (MHz)	Measure Level (dBµV/m)	Reading Level (dBµV)	Margin (dB)	Limit (dBµV/m)	Factor (dB/m)	Type
1	*	2384.290	61.834	31.114	-12.166	74.000	30.720	PK
2		2390.000	60.440	29.700	-13.560	74.000	30.740	PK
3		2449.365	113.357	82.620	N/A	N/A	30.737	PK
4		2483.500	60.653	30.007	-13.347	74.000	30.646	PK
5		2493.160	61.570	30.868	-12.430	74.000	30.702	PK

Note 1: " * ", means this data is the worst emission level.

Note 2: Measure Level (dBµV/m) = Reading Level (dBµV) + Factor (dB/m).

Note 3: Factor (dB/m) = Cable Loss (dB) + Antenna Factor (dB/m).

Site: NS-AC1	Test Date: 2024-07-19
Limit: FCC_2.4G_RE(3m)	Engineer: Summer Tang
Probe: NS-AC1_BBHA9120D_2111_1-18GHz	Polarity: Horizontal
EUT: SkyNet IAB Node	Power: By PoE
Test Mode: Transmit by 802.11ax-HE20 at 2457MHz	

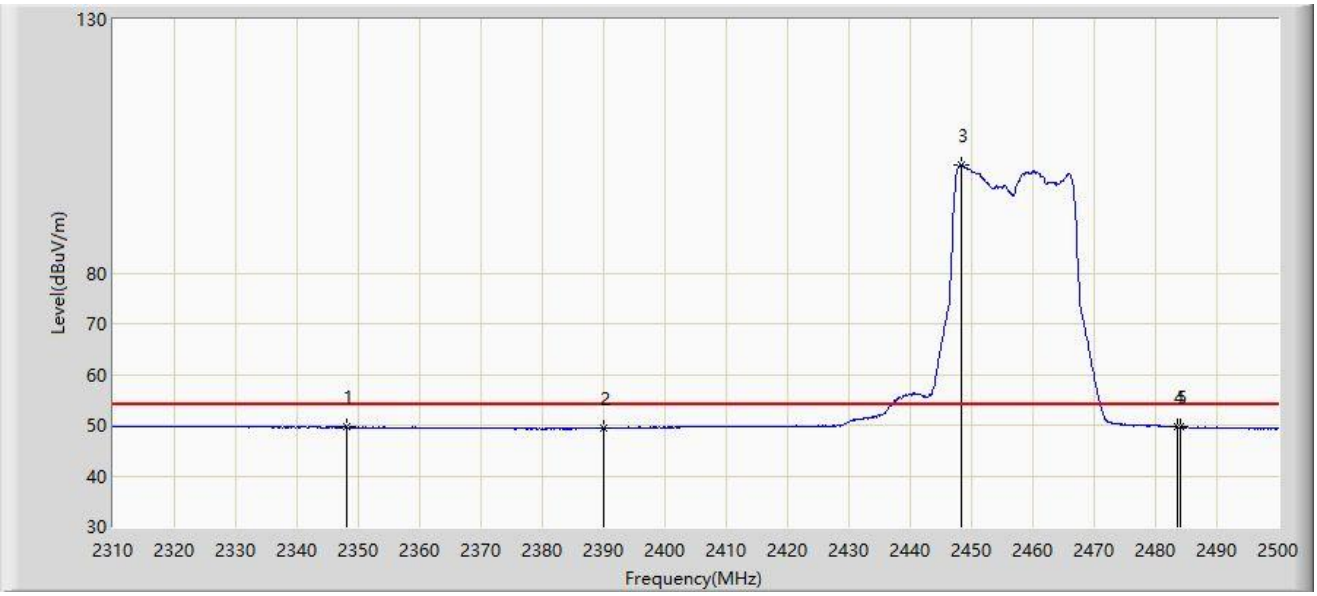

No	Mark	Frequency (MHz)	Measure Level (dBµV/m)	Reading Level (dBµV)	Margin (dB)	Limit (dBµV/m)	Factor (dB/m)	Type
1	*	2348.095	49.772	18.906	-4.228	54.000	30.866	AV
2		2390.000	49.397	18.657	-4.603	54.000	30.740	AV
3		2448.225	101.366	70.622	N/A	N/A	30.744	AV
4		2483.500	49.632	18.986	-4.368	54.000	30.646	AV
5		2484.135	49.649	18.999	-4.351	54.000	30.649	AV

Note 1: " * ", means this data is the worst emission level.

Note 2: Measure Level (dBµV/m) = Reading Level (dBµV) + Factor (dB/m).

Note 3: Factor (dB/m) = Cable Loss (dB) + Antenna Factor (dB/m).

Site: NS-AC1	Test Date: 2024-07-19
Limit: FCC_2.4G_RE(3m)	Engineer: Summer Tang
Probe: NS-AC1_BBHA9120D_2111_1-18GHz	Polarity: Vertical
EUT: SkyNet IAB Node	Power: By PoE
Test Mode: Transmit by 802.11ax-HE20 at 2457MHz	

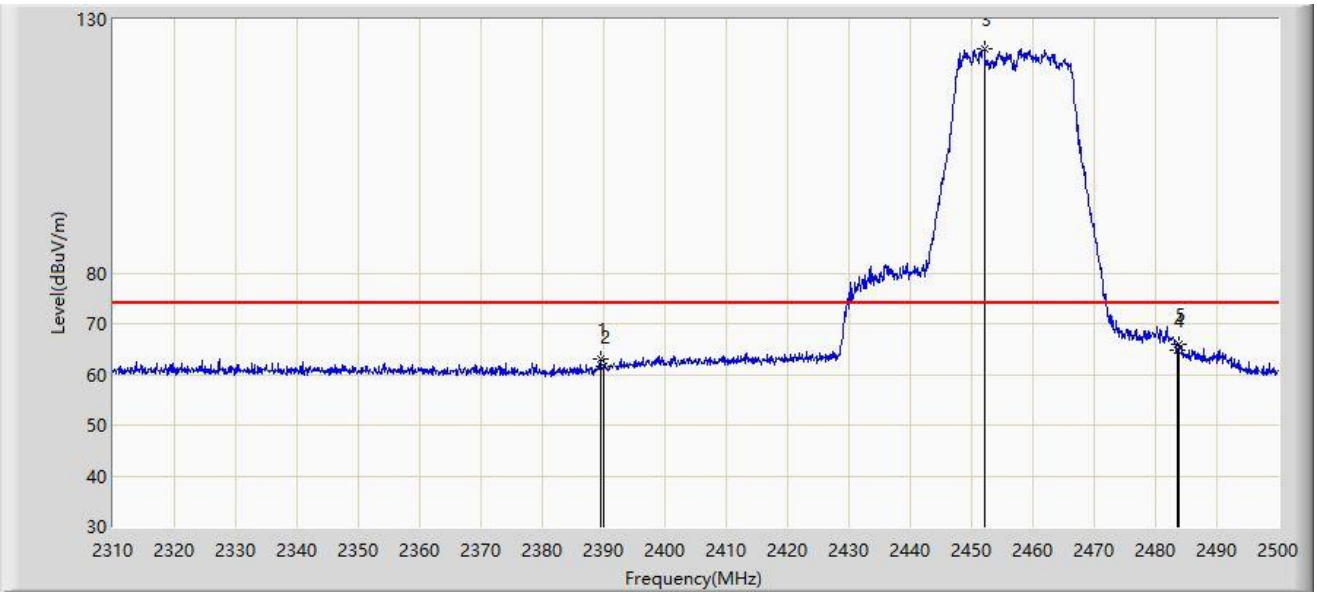

No	Mark	Frequency (MHz)	Measure Level (dBµV/m)	Reading Level (dBµV)	Margin (dB)	Limit (dBµV/m)	Factor (dB/m)	Type
1		2389.420	62.937	32.199	-11.063	74.000	30.738	PK
2		2390.000	61.514	30.774	-12.486	74.000	30.740	PK
3		2452.025	124.278	93.558	N/A	N/A	30.720	PK
4		2483.500	64.857	34.211	-9.143	74.000	30.646	PK
5	*	2483.755	65.979	35.332	-8.021	74.000	30.647	PK

Note 1: " * ", means this data is the worst emission level.

Note 2: Measure Level (dBµV/m) = Reading Level (dBµV) + Factor (dB/m).

Note 3: Factor (dB/m) = Cable Loss (dB) + Antenna Factor (dB/m).

Site: NS-AC1	Test Date: 2024-07-19
Limit: FCC_2.4G_RE(3m)	Engineer: Ted Chen
Probe: NS-AC1_BBHA9120D_2111_1-18GHz	Polarity: Vertical
EUT: SkyNet IAB Node	Power: By PoE
Test Mode: Transmit by 802.11ax-HE20 at 2457MHz	

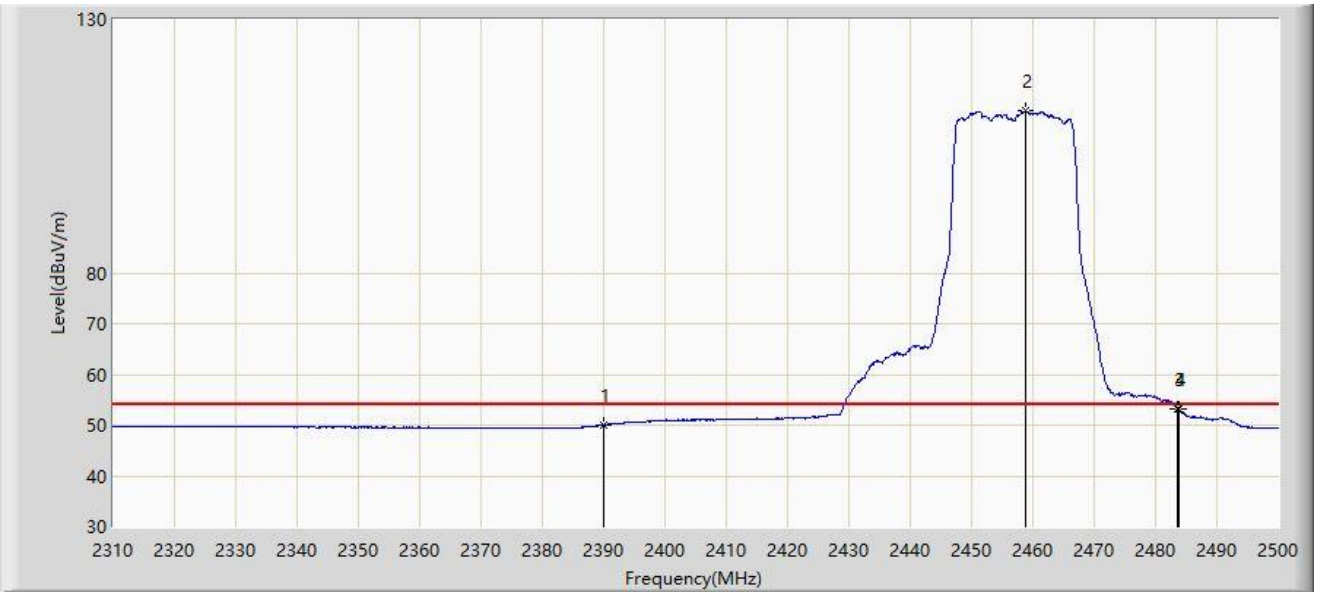

No	Mark	Frequency (MHz)	Measure Level (dBµV/m)	Reading Level (dBµV)	Margin (dB)	Limit (dBµV/m)	Factor (dB/m)	Type
1		2390.000	49.979	19.239	-4.021	54.000	30.740	AV
2		2458.865	111.994	81.316	N/A	N/A	30.677	AV
3		2483.500	53.098	22.452	-0.902	54.000	30.646	AV
4	*	2483.755	53.126	22.479	-0.874	54.000	30.647	AV

Note 1: " * ", means this data is the worst emission level.

Note 2: Measure Level (dBµV/m) = Reading Level (dBµV) + Factor (dB/m).

Note 3: Factor (dB/m) = Cable Loss (dB) + Antenna Factor (dB/m).

Site: NS-AC1	Test Date: 2024-07-16
Limit: FCC_2.4G_RE(3m)	Engineer: Summer Tang
Probe: NS-AC1_BBHA9120D_2111_1-18GHz	Polarity: Horizontal
EUT: SkyNet IAB Node	Power: By PoE
Test Mode: Transmit by 802.11ax-HE20 at 2462MHz	

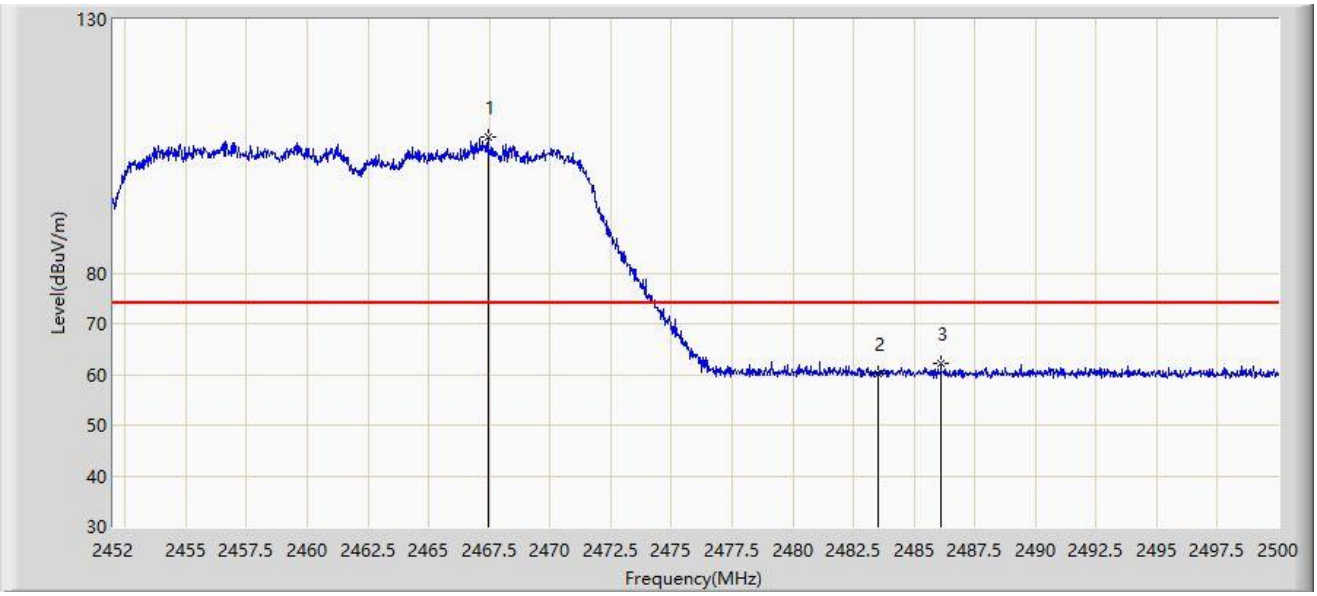

No	Mark	Frequency (MHz)	Measure Level (dBµV/m)	Reading Level (dBµV)	Margin (dB)	Limit (dBµV/m)	Factor (dB/m)	Type
1		2467.432	106.730	76.087	N/A	N/A	30.643	PK
2		2483.500	60.202	29.622	-13.798	74.000	30.580	PK
3	*	2486.104	62.159	31.575	-11.841	74.000	30.584	PK

Note 1: " * ", means this data is the worst emission level.

Note 2: Measure Level (dBµV/m) = Reading Level (dBµV) + Factor (dB/m).

Note 3: Factor (dB/m) = Cable Loss (dB) + Antenna Factor (dB/m).

Site: NS-AC1	Test Date: 2024-07-16
Limit: FCC_2.4G_RE(3m)	Engineer: Summer Tang
Probe: NS-AC1_BBHA9120D_2111_1-18GHz	Polarity: Horizontal
EUT: SkyNet IAB Node	Power: By PoE
Test Mode: Transmit by 802.11ax-HE20 at 2462MHz	

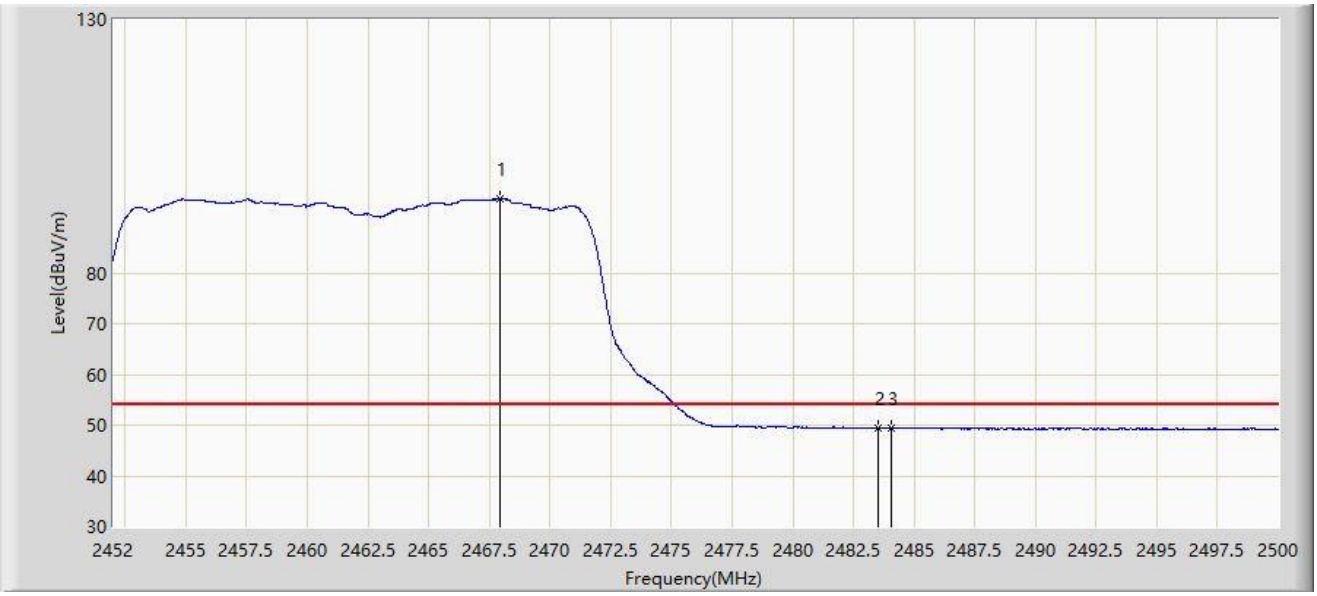

No	Mark	Frequency (MHz)	Measure Level (dBμV/m)	Reading Level (dBμV)	Margin (dB)	Limit (dBμV/m)	Factor (dB/m)	Type
1		2467.912	94.677	64.036	N/A	N/A	30.640	AV
2		2483.500	49.430	18.850	-4.570	54.000	30.580	AV
3	*	2484.088	49.514	18.933	-4.486	54.000	30.581	AV

Note 1: " * ", means this data is the worst emission level.

Note 2: Measure Level (dBμV/m) = Reading Level (dBμV) + Factor (dB/m).

Note 3: Factor (dB/m) = Cable Loss (dB) + Antenna Factor (dB/m).

Site: NS-AC1	Test Date: 2024-07-16
Limit: FCC_2.4G_RE(3m)	Engineer: Summer Tang
Probe: NS-AC1_BBHA9120D_2111_1-18GHz	Polarity: Vertical
EUT: SkyNet IAB Node	Power: By PoE
Test Mode: Transmit by 802.11ax-HE20 at 2462MHz	

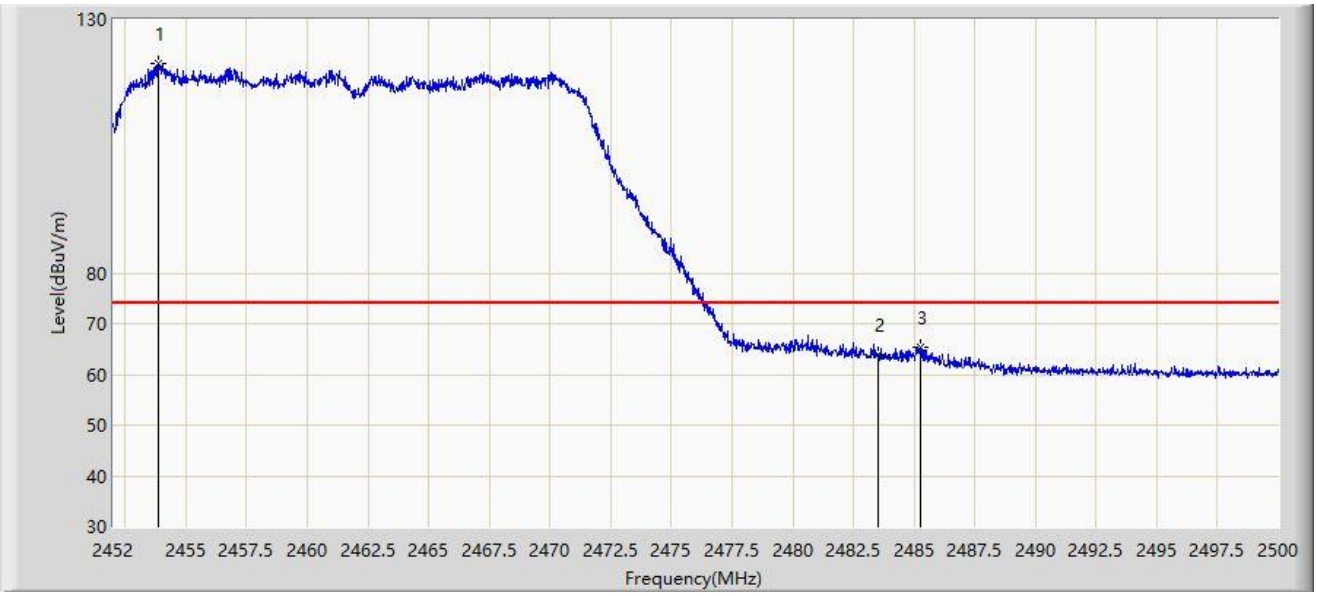

No	Mark	Frequency (MHz)	Measure Level (dBµV/m)	Reading Level (dBµV)	Margin (dB)	Limit (dBµV/m)	Factor (dB/m)	Type
1		2453.872	121.381	90.720	N/A	N/A	30.661	PK
2		2483.500	63.787	33.207	-10.213	74.000	30.580	PK
3	*	2485.288	65.296	34.713	-8.704	74.000	30.583	PK

Note 1: " * ", means this data is the worst emission level.

Note 2: Measure Level (dBµV/m) = Reading Level (dBµV) + Factor (dB/m).

Note 3: Factor (dB/m) = Cable Loss (dB) + Antenna Factor (dB/m).

Site: NS-AC1	Test Date: 2024-07-16
Limit: FCC_2.4G_RE(3m)	Engineer: Summer Tang
Probe: NS-AC1_BBHA9120D_2111_1-18GHz	Polarity: Vertical
EUT: SkyNet IAB Node	Power: By PoE
Test Mode: Transmit by 802.11ax-HE20 at 2462MHz	

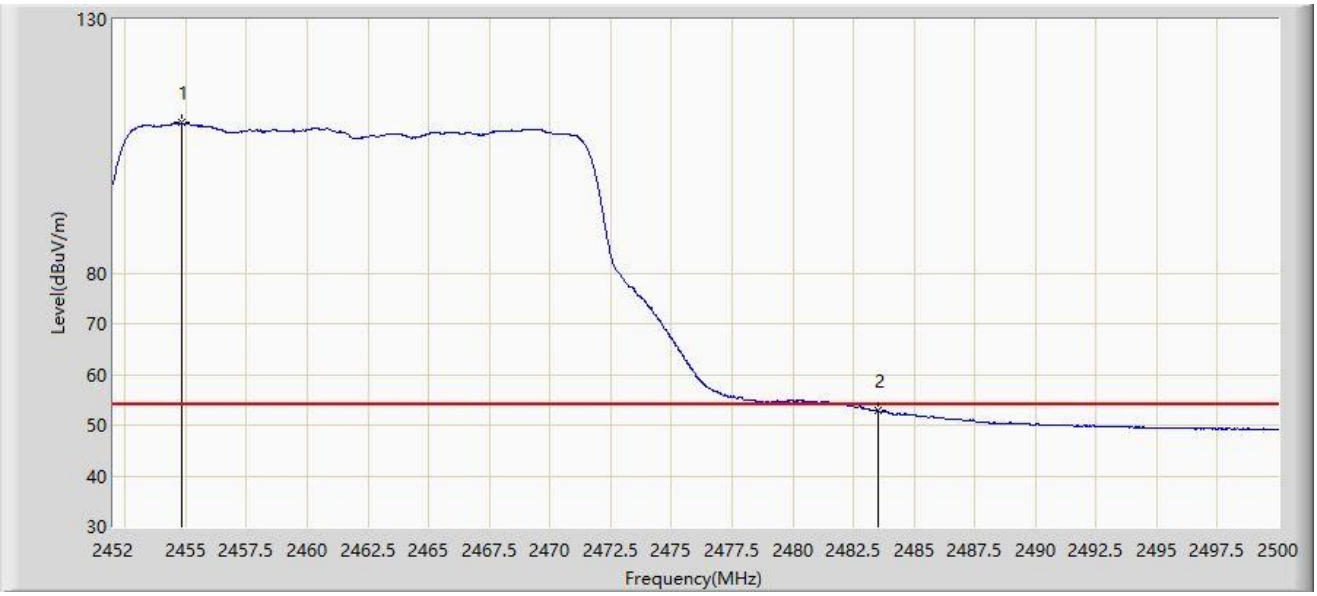

No	Mark	Frequency (MHz)	Measure Level (dBμV/m)	Reading Level (dBμV)	Margin (dB)	Limit (dBμV/m)	Factor (dB/m)	Type
1		2454.832	109.585	78.922	N/A	N/A	30.662	AV
2	*	2483.500	52.836	22.256	-1.164	54.000	30.580	AV

Note 1: " * ", means this data is the worst emission level.

Note 2: Measure Level (dBμV/m) = Reading Level (dBμV) + Factor (dB/m).

Note 3: Factor (dB/m) = Cable Loss (dB) + Antenna Factor (dB/m).

Site: NS-AC1	Test Date: 2024-07-16
Limit: FCC_2.4G_RE(3m)	Engineer: Summer Tang
Probe: NS-AC1_BBHA9120D_2111_1-18GHz	Polarity: Horizontal
EUT: SkyNet IAB Node	Power: By PoE
Test Mode: Transmit by 802.11ax-HE40 at 2422MHz	

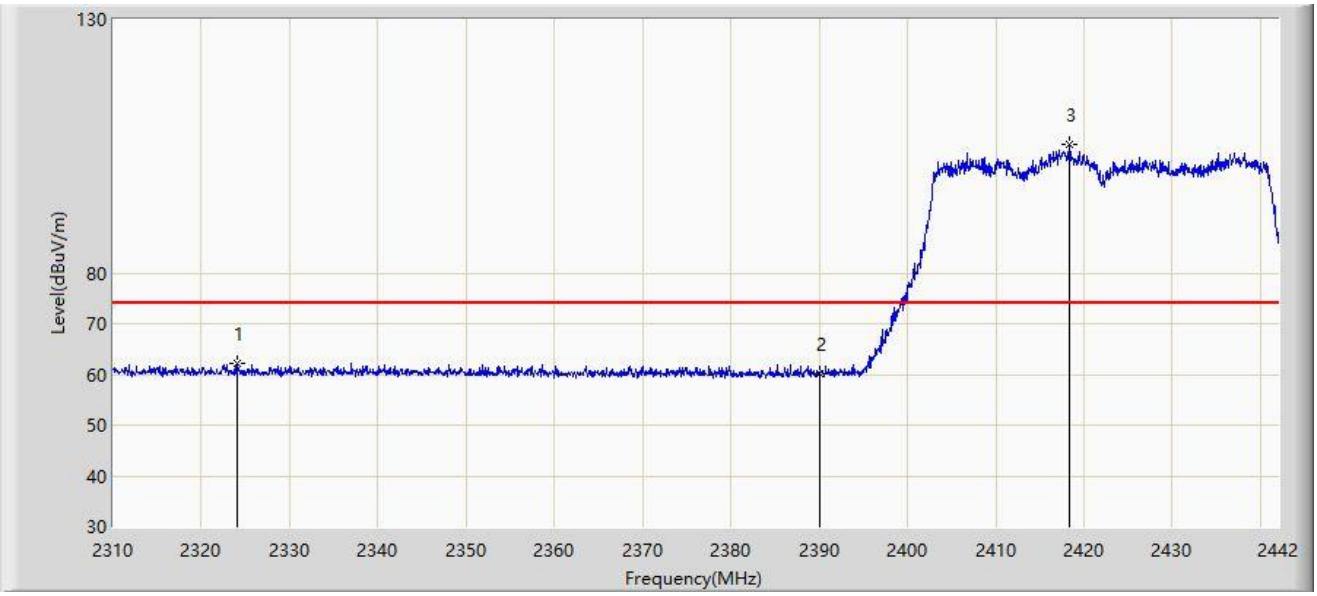

No	Mark	Frequency (MHz)	Measure Level (dBµV/m)	Reading Level (dBµV)	Margin (dB)	Limit (dBµV/m)	Factor (dB/m)	Type
1	*	2324.124	62.159	31.294	-11.841	74.000	30.866	PK
2		2390.000	60.102	29.451	-13.898	74.000	30.651	PK
3		2418.372	105.288	74.656	N/A	N/A	30.632	PK

Note 1: " * ", means this data is the worst emission level.

Note 2: Measure Level (dBµV/m) = Reading Level (dBµV) + Factor (dB/m).

Note 3: Factor (dB/m) = Cable Loss (dB) + Antenna Factor (dB/m).

Site: NS-AC1	Test Date: 2024-07-16
Limit: FCC_2.4G_RE(3m)	Engineer: Summer Tang
Probe: NS-AC1_BBHA9120D_2111_1-18GHz	Polarity: Horizontal
EUT: SkyNet IAB Node	Power: By PoE
Test Mode: Transmit by 802.11ax-HE40 at 2422MHz	

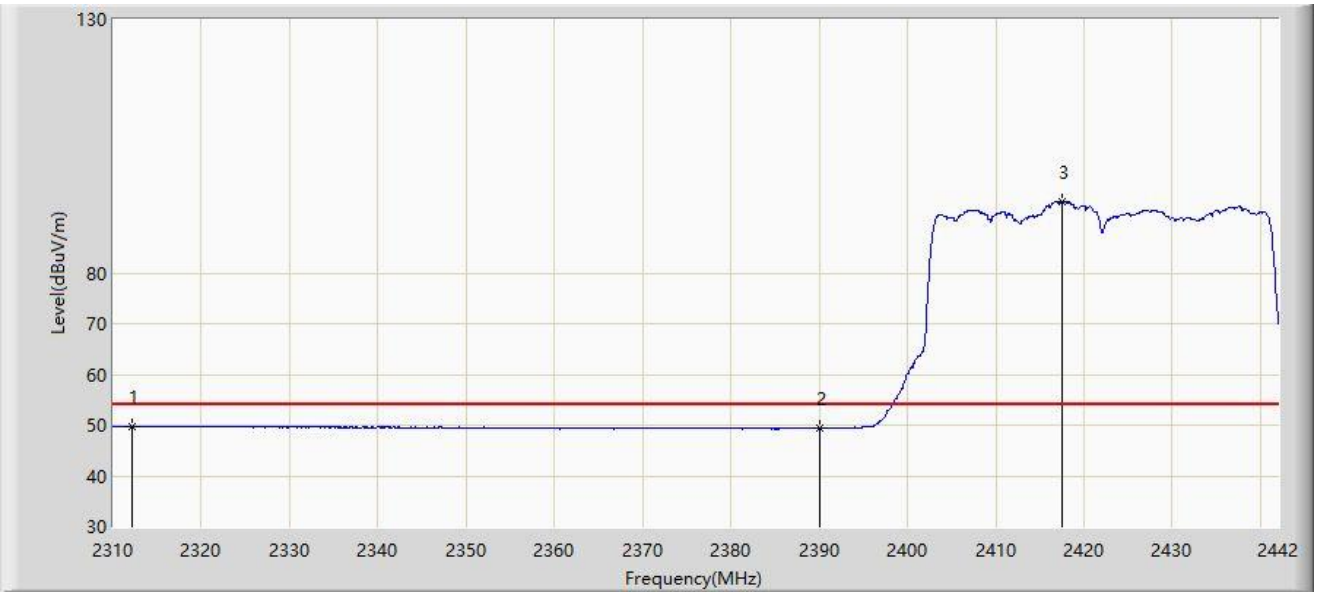

No	Mark	Frequency (MHz)	Measure Level (dBµV/m)	Reading Level (dBµV)	Margin (dB)	Limit (dBµV/m)	Factor (dB/m)	Type
1	*	2312.112	49.734	18.867	-4.266	54.000	30.867	AV
2		2390.000	49.441	18.790	-4.559	54.000	30.651	AV
3		2417.514	94.173	63.534	N/A	N/A	30.639	AV

Note 1: " * ", means this data is the worst emission level.

Note 2: Measure Level (dBµV/m) = Reading Level (dBµV) + Factor (dB/m).

Note 3: Factor (dB/m) = Cable Loss (dB) + Antenna Factor (dB/m).

Site: NS-AC1	Test Date: 2024-07-16
Limit: FCC_2.4G_RE(3m)	Engineer: Summer Tang
Probe: NS-AC1_BBHA9120D_2111_1-18GHz	Polarity: Vertical
EUT: SkyNet IAB Node	Power: By PoE
Test Mode: Transmit by 802.11ax-HE40 at 2422MHz	

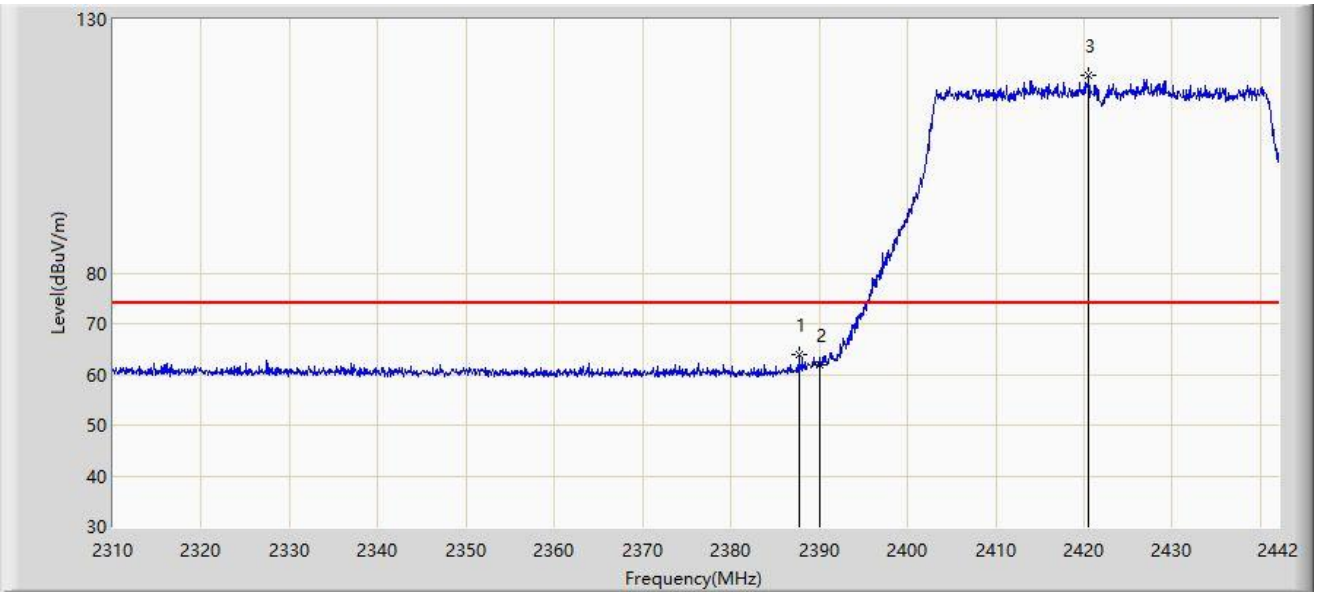

No	Mark	Frequency (MHz)	Measure Level (dBµV/m)	Reading Level (dBµV)	Margin (dB)	Limit (dBµV/m)	Factor (dB/m)	Type
1	*	2387.748	63.952	33.283	-10.048	74.000	30.669	PK
2		2390.000	61.791	31.140	-12.209	74.000	30.651	PK
3		2420.550	118.878	88.265	N/A	N/A	30.613	PK

Note 1: " * ", means this data is the worst emission level.

Note 2: Measure Level (dBµV/m) = Reading Level (dBµV) + Factor (dB/m).

Note 3: Factor (dB/m) = Cable Loss (dB) + Antenna Factor (dB/m).

Site: NS-AC1	Test Date: 2024-07-16
Limit: FCC_2.4G_RE(3m)	Engineer: Summer Tang
Probe: NS-AC1_BBHA9120D_2111_1-18GHz	Polarity: Vertical
EUT: SkyNet IAB Node	Power: By PoE
Test Mode: Transmit by 802.11ax-HE40 at 2422MHz	

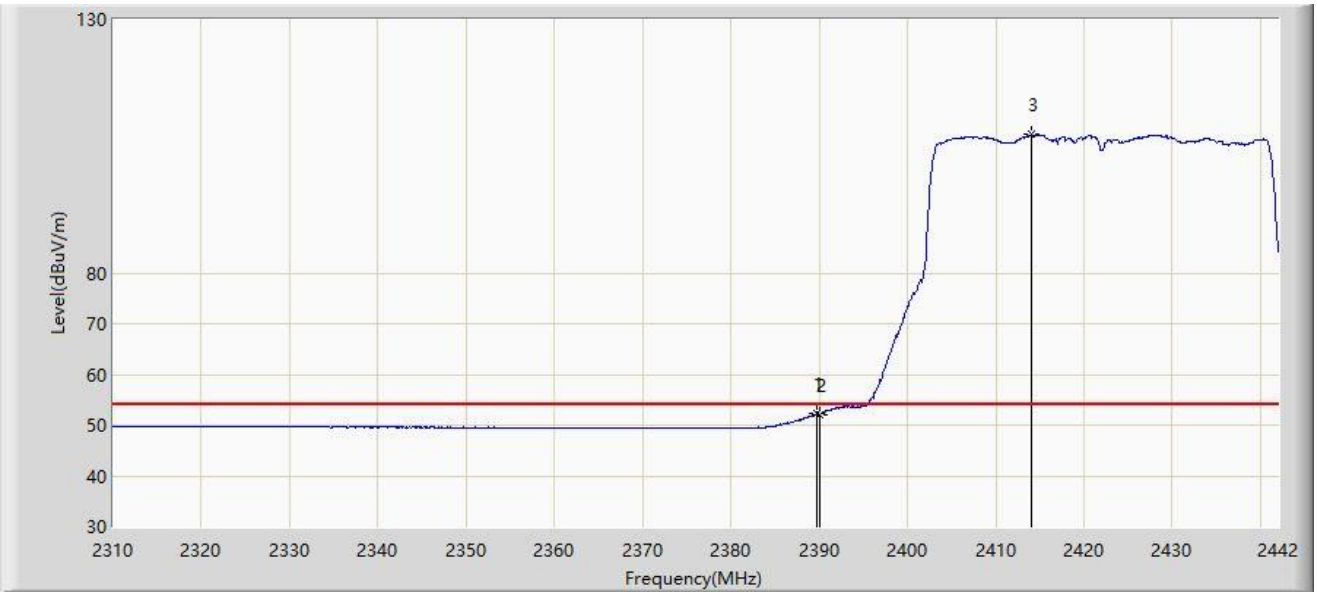

No	Mark	Frequency (MHz)	Measure Level (dBµV/m)	Reading Level (dBµV)	Margin (dB)	Limit (dBµV/m)	Factor (dB/m)	Type
1	*	2389.794	52.189	21.536	-1.811	54.000	30.653	AV
2		2390.000	52.166	21.515	-1.834	54.000	30.651	AV
3		2414.016	107.264	76.596	N/A	N/A	30.669	AV

Note 1: " * ", means this data is the worst emission level.

Note 2: Measure Level (dBµV/m) = Reading Level (dBµV) + Factor (dB/m).

Note 3: Factor (dB/m) = Cable Loss (dB) + Antenna Factor (dB/m).

Site: NS-AC1	Test Date: 2024-07-19
Limit: FCC_2.4G_RE(3m)	Engineer: Summer Tang
Probe: NS-AC1_BBHA9120D_2111_1-18GHz	Polarity: Horizontal
EUT: SkyNet IAB Node	Power: By PoE
Test Mode: Transmit by 802.11ax-HE40 at 2437MHz	

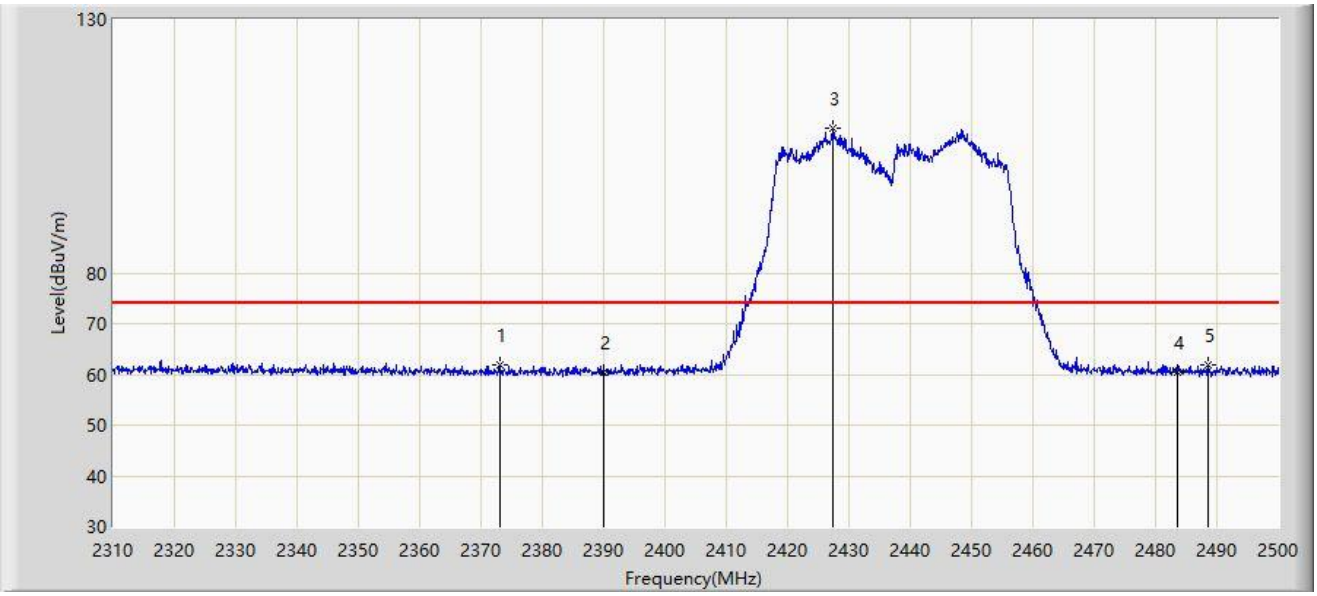

No	Mark	Frequency (MHz)	Measure Level (dBµV/m)	Reading Level (dBµV)	Margin (dB)	Limit (dBµV/m)	Factor (dB/m)	Type
1		2373.080	61.759	31.036	-12.241	74.000	30.723	PK
2		2390.000	60.552	29.812	-13.448	74.000	30.740	PK
3		2427.325	108.568	77.860	N/A	N/A	30.709	PK
4		2483.500	60.561	29.915	-13.439	74.000	30.646	PK
5	*	2488.600	61.951	31.276	-12.049	74.000	30.675	PK

Note 1: " * ", means this data is the worst emission level.

Note 2: Measure Level (dBµV/m) = Reading Level (dBµV) + Factor (dB/m).

Note 3: Factor (dB/m) = Cable Loss (dB) + Antenna Factor (dB/m).

Site: NS-AC1	Test Date: 2024-07-19
Limit: FCC_2.4G_RE(3m)	Engineer: Summer Tang
Probe: NS-AC1_BBHA9120D_2111_1-18GHz	Polarity: Horizontal
EUT: SkyNet IAB Node	Power: By PoE
Test Mode: Transmit by 802.11ax-HE40 at 2437MHz	

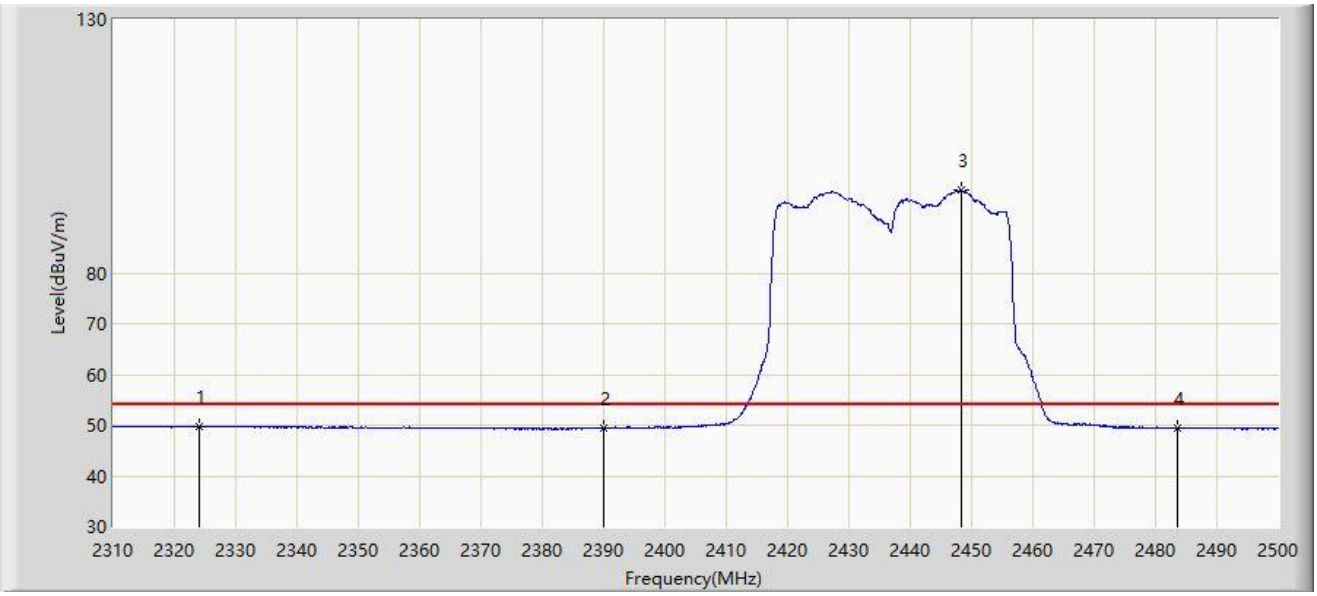

No	Mark	Frequency (MHz)	Measure Level (dBµV/m)	Reading Level (dBµV)	Margin (dB)	Limit (dBµV/m)	Factor (dB/m)	Type
1	*	2324.060	49.827	18.888	-4.173	54.000	30.939	AV
2		2390.000	49.465	18.725	-4.535	54.000	30.740	AV
3		2448.320	96.327	65.584	N/A	N/A	30.744	AV
4		2483.500	49.447	18.801	-4.553	54.000	30.646	AV

Note 1: " * ", means this data is the worst emission level.

Note 2: Measure Level (dBµV/m) = Reading Level (dBµV) + Factor (dB/m).

Note 3: Factor (dB/m) = Cable Loss (dB) + Antenna Factor (dB/m).

Site: NS-AC1	Test Date: 2024-07-19
Limit: FCC_2.4G_RE(3m)	Engineer: Summer Tang
Probe: NS-AC1_BBHA9120D_2111_1-18GHz	Polarity: Vertical
EUT: SkyNet IAB Node	Power: By PoE
Test Mode: Transmit by 802.11ax-HE40 at 2437MHz	

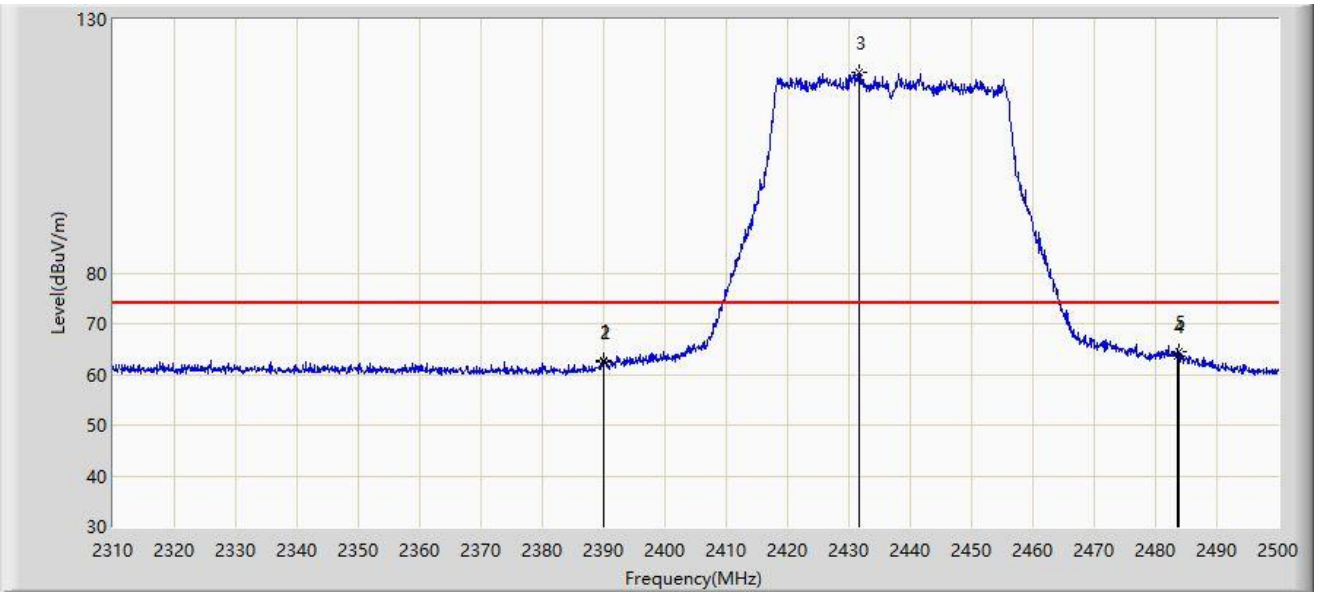

No	Mark	Frequency (MHz)	Measure Level (dBµV/m)	Reading Level (dBµV)	Margin (dB)	Limit (dBµV/m)	Factor (dB/m)	Type
1		2389.990	62.717	31.977	-11.283	74.000	30.740	PK
2		2390.000	62.576	31.836	-11.424	74.000	30.740	PK
3		2431.600	119.642	88.923	N/A	N/A	30.719	PK
4		2483.500	63.713	33.067	-10.287	74.000	30.646	PK
5	*	2483.850	64.534	33.886	-9.466	74.000	30.648	PK

Note 1: " * ", means this data is the worst emission level.

Note 2: Measure Level (dBµV/m) = Reading Level (dBµV) + Factor (dB/m).

Note 3: Factor (dB/m) = Cable Loss (dB) + Antenna Factor (dB/m).

Site: NS-AC1	Test Date: 2024-07-19
Limit: FCC_2.4G_RE(3m)	Engineer: Summer Tang
Probe: NS-AC1_BBHA9120D_2111_1-18GHz	Polarity: Vertical
EUT: SkyNet IAB Node	Power: By PoE
Test Mode: Transmit by 802.11ax-HE40 at 2437MHz	

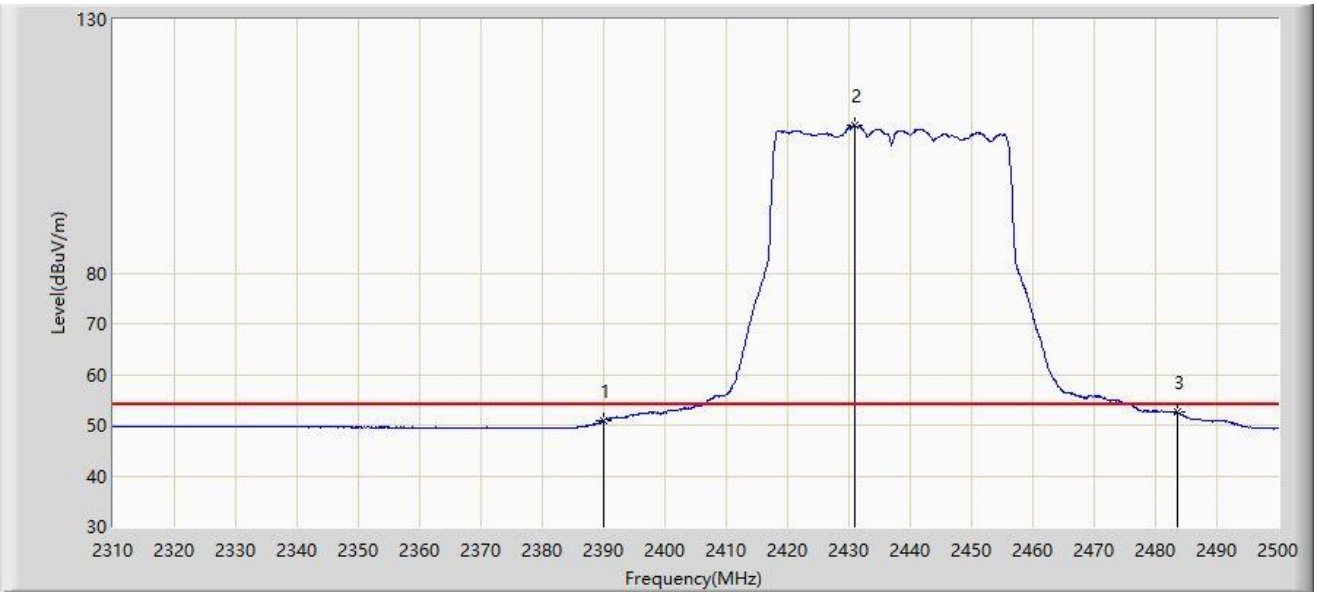

No	Mark	Frequency (MHz)	Measure Level (dBµV/m)	Reading Level (dBµV)	Margin (dB)	Limit (dBµV/m)	Factor (dB/m)	Type
1		2390.000	50.855	20.115	-3.145	54.000	30.740	AV
2		2430.840	109.105	78.388	N/A	N/A	30.716	AV
3	*	2483.500	52.528	21.882	-1.472	54.000	30.646	AV

Note 1: " * ", means this data is the worst emission level.

Note 2: Measure Level (dBµV/m) = Reading Level (dBµV) + Factor (dB/m).

Note 3: Factor (dB/m) = Cable Loss (dB) + Antenna Factor (dB/m).

Site: NS-AC1	Test Date: 2024-07-16
Limit: FCC_2.4G_RE(3m)	Engineer: Summer Tang
Probe: NS-AC1_BBHA9120D_2111_1-18GHz	Polarity: Horizontal
EUT: SkyNet IAB Node	Power: By PoE
Test Mode: Transmit by 802.11ax-HE40 at 2452MHz	

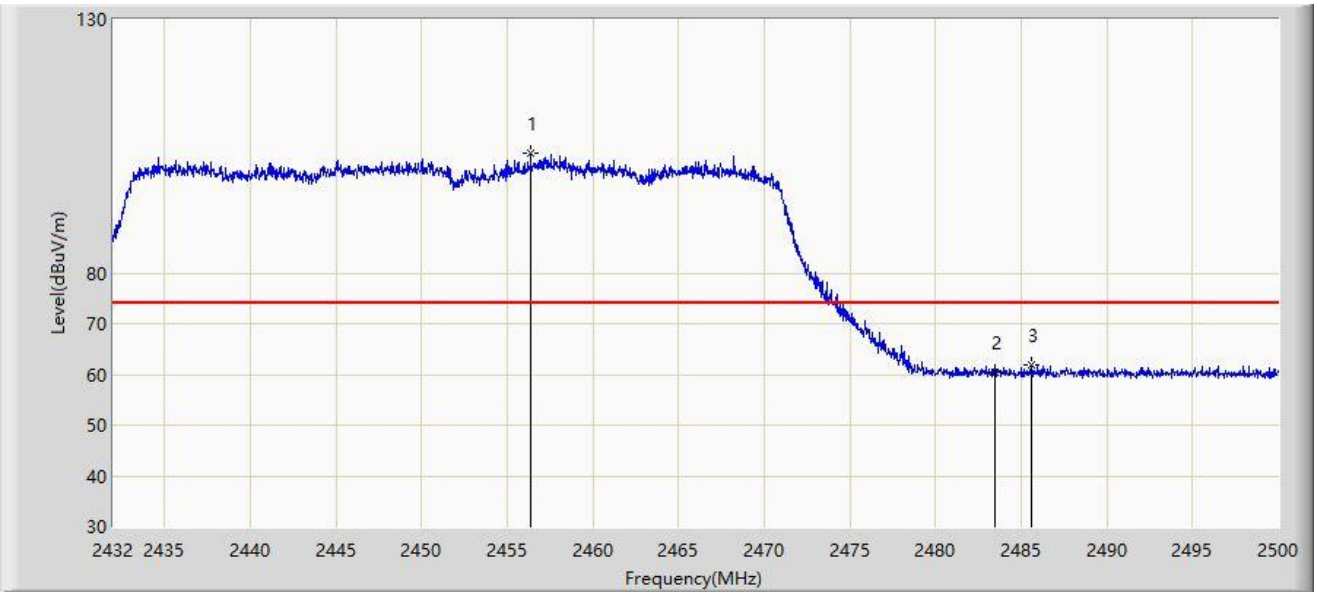

No	Mark	Frequency (MHz)	Measure Level (dBµV/m)	Reading Level (dBµV)	Margin (dB)	Limit (dBµV/m)	Factor (dB/m)	Type
1		2456.378	103.540	72.875	N/A	N/A	30.666	PK
2		2483.500	60.503	29.923	-13.497	74.000	30.580	PK
3	*	2485.584	61.827	31.244	-12.173	74.000	30.584	PK

Note 1: " * ", means this data is the worst emission level.

Note 2: Measure Level (dBµV/m) = Reading Level (dBµV) + Factor (dB/m).

Note 3: Factor (dB/m) = Cable Loss (dB) + Antenna Factor (dB/m).

Site: NS-AC1	Test Date: 2024-07-16
Limit: FCC_2.4G_RE(3m)	Engineer: Summer Tang
Probe: NS-AC1_BBHA9120D_2111_1-18GHz	Polarity: Horizontal
EUT: SkyNet IAB Node	Power: By PoE
Test Mode: Transmit by 802.11ax-HE40 at 2452MHz	

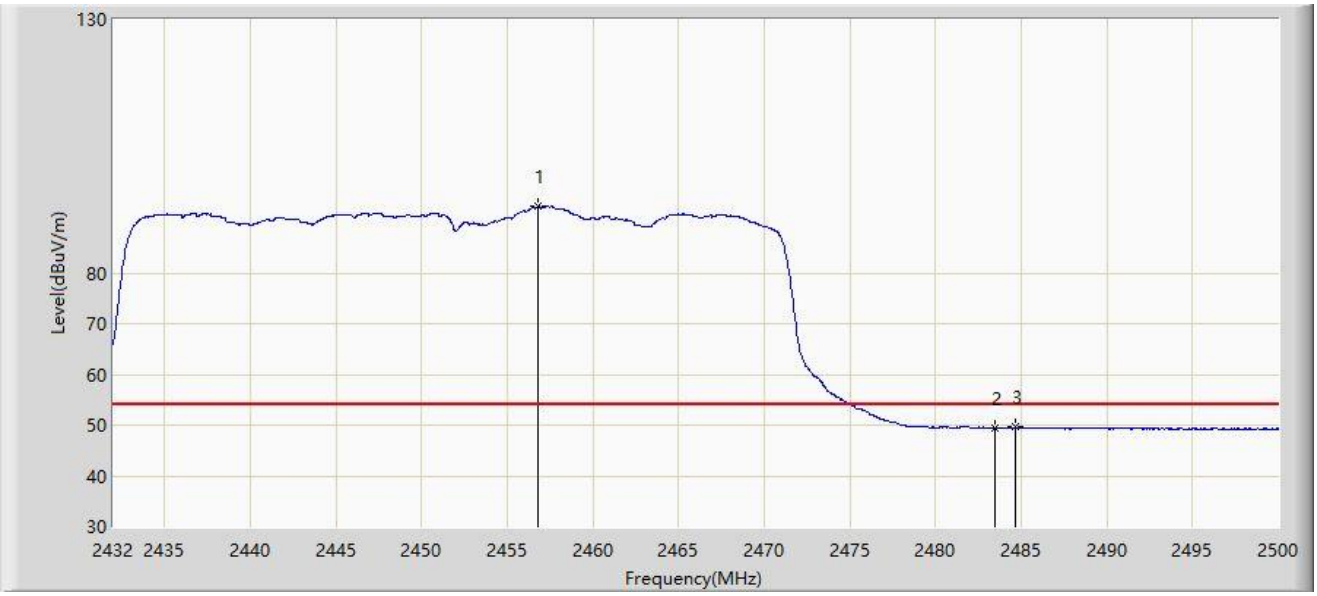

No	Mark	Frequency (MHz)	Measure Level (dBμV/m)	Reading Level (dBμV)	Margin (dB)	Limit (dBμV/m)	Factor (dB/m)	Type
1		2456.820	93.103	62.437	N/A	N/A	30.666	AV
2		2483.500	49.486	18.906	-4.514	54.000	30.580	AV
3	*	2484.666	49.569	18.987	-4.431	54.000	30.582	AV

Note 1: " * ", means this data is the worst emission level.

Note 2: Measure Level (dBμV/m) = Reading Level (dBμV) + Factor (dB/m).

Note 3: Factor (dB/m) = Cable Loss (dB) + Antenna Factor (dB/m).

Site: NS-AC1	Test Date: 2024-07-16
Limit: FCC_2.4G_RE(3m)	Engineer: Summer Tang
Probe: NS-AC1_BBHA9120D_2111_1-18GHz	Polarity: Vertical
EUT: SkyNet IAB Node	Power: By PoE
Test Mode: Transmit by 802.11ax-HE40 at 2452MHz	

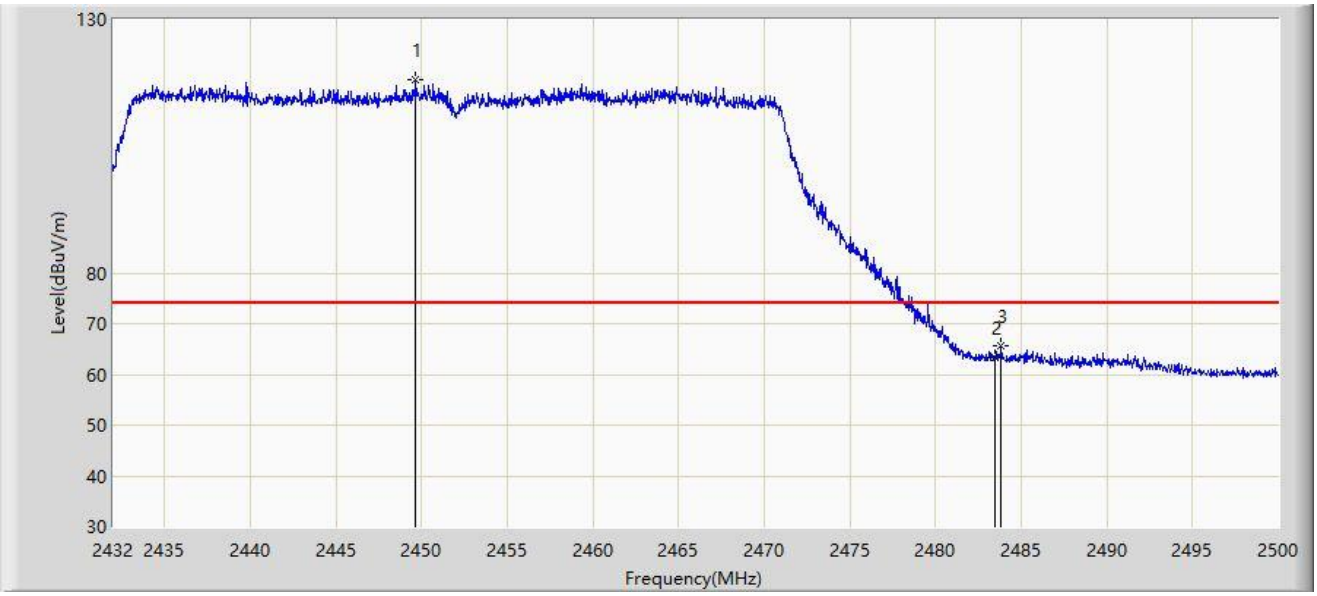

No	Mark	Frequency (MHz)	Measure Level (dBµV/m)	Reading Level (dBµV)	Margin (dB)	Limit (dBµV/m)	Factor (dB/m)	Type
1		2449.680	118.069	87.416	N/A	N/A	30.652	PK
2		2483.500	63.197	32.617	-10.803	74.000	30.580	PK
3	*	2483.850	65.701	35.120	-8.299	74.000	30.581	PK

Note 1: " * ", means this data is the worst emission level.

Note 2: Measure Level (dBµV/m) = Reading Level (dBµV) + Factor (dB/m).

Note 3: Factor (dB/m) = Cable Loss (dB) + Antenna Factor (dB/m).

Site: NS-AC1	Test Date: 2024-07-16
Limit: FCC_2.4G_RE(3m)	Engineer: Summer Tang
Probe: NS-AC1_BBHA9120D_2111_1-18GHz	Polarity: Vertical
EUT: SkyNet IAB Node	Power: By PoE
Test Mode: Transmit by 802.11ax-HE40 at 2452MHz	

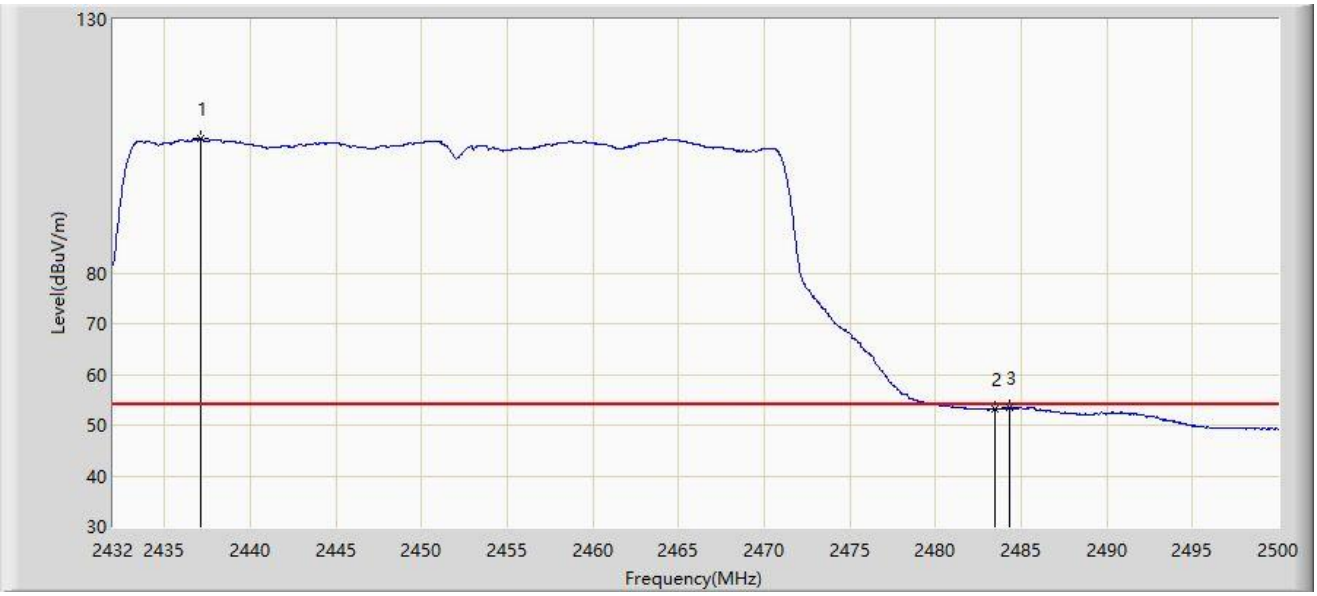

No	Mark	Frequency (MHz)	Measure Level (dBµV/m)	Reading Level (dBµV)	Margin (dB)	Limit (dBµV/m)	Factor (dB/m)	Type
1		2437.134	106.451	75.850	N/A	N/A	30.601	AV
2		2483.500	53.251	22.671	-0.749	54.000	30.580	AV
3	*	2484.326	53.473	22.891	-0.527	54.000	30.581	AV

Note 1: " * ", means this data is the worst emission level.

Note 2: Measure Level (dBµV/m) = Reading Level (dBµV) + Factor (dB/m).

Note 3: Factor (dB/m) = Cable Loss (dB) + Antenna Factor (dB/m).

Site: NS-AC1	Test Date: 2024-07-16
Limit: FCC_2.4G_RE(3m)	Engineer: Summer Tang
Probe: NS-AC1_BBHA9120D_2111_1-18GHz	Polarity: Horizontal
EUT: SkyNet IAB Node	Power: By PoE
Test Mode: Transmit by 802.110 at Be-EHT20 2412MHz	

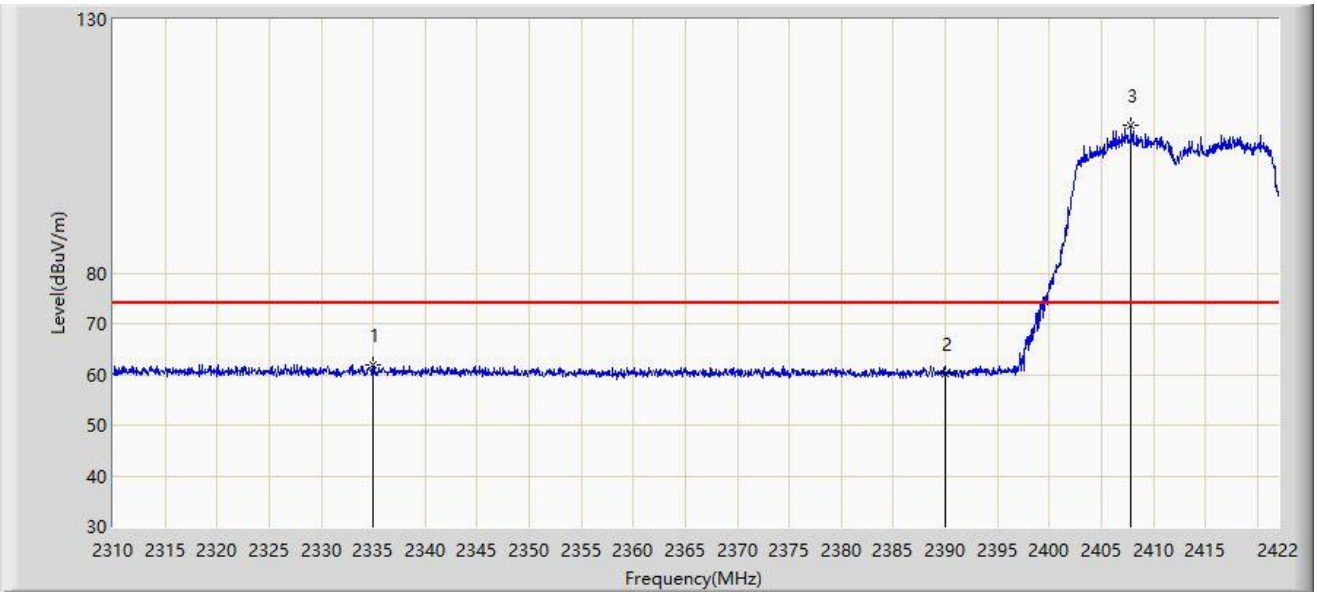

No	Mark	Frequency (MHz)	Measure Level (dBµV/m)	Reading Level (dBµV)	Margin (dB)	Limit (dBµV/m)	Factor (dB/m)	Type
1	*	2335.032	61.956	31.119	-12.044	74.000	30.836	PK
2		2390.000	60.211	29.560	-13.789	74.000	30.651	PK
3		2407.888	109.029	78.349	N/A	N/A	30.680	PK

Note 1: " * ", means this data is the worst emission level.

Note 2: Measure Level (dBµV/m) = Reading Level (dBµV) + Factor (dB/m).

Note 3: Factor (dB/m) = Cable Loss (dB) + Antenna Factor (dB/m).

Site: NS-AC1	Test Date: 2024-07-16
Limit: FCC_2.4G_RE(3m)	Engineer: Summer Tang
Probe: NS-AC1_BBHA9120D_2111_1-18GHz	Polarity: Horizontal
EUT: SkyNet IAB Node	Power: By PoE
Test Mode: Transmit by 802.110 at Be-EHT20 2412MHz	

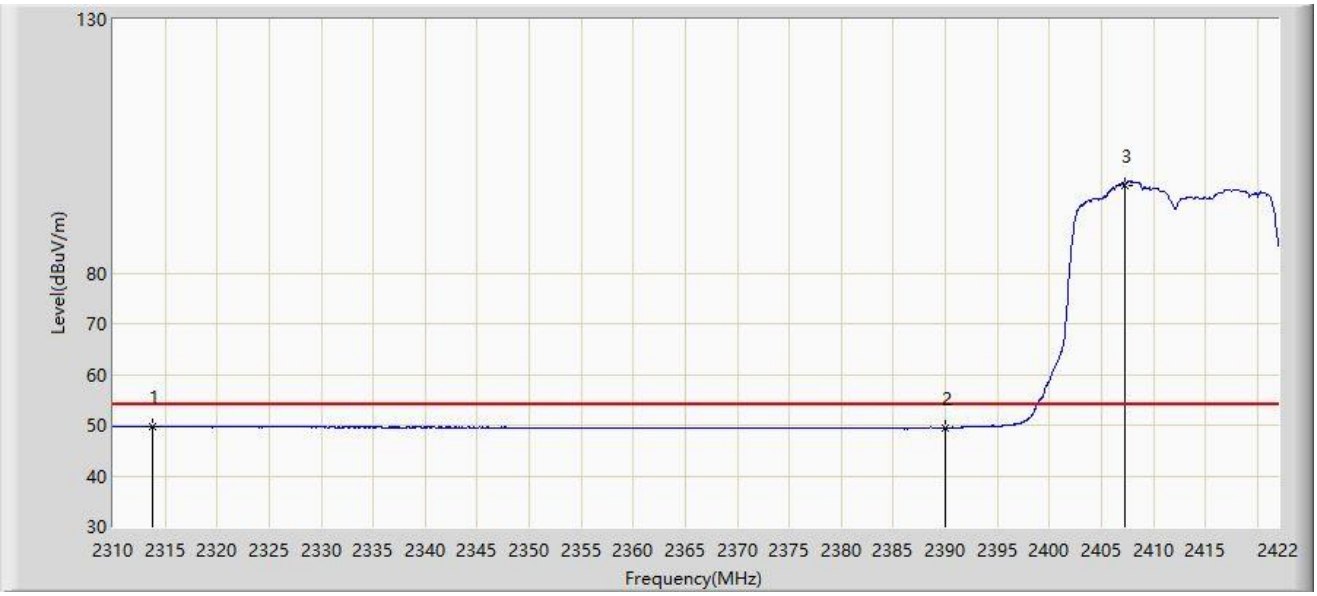

No	Mark	Frequency (MHz)	Measure Level (dBµV/m)	Reading Level (dBµV)	Margin (dB)	Limit (dBµV/m)	Factor (dB/m)	Type
1	*	2313.752	49.769	18.903	-4.231	54.000	30.866	AV
2		2390.000	49.486	18.835	-4.514	54.000	30.651	AV
3		2407.216	97.336	66.659	N/A	N/A	30.678	AV

Note 1: " * ", means this data is the worst emission level.

Note 2: Measure Level (dBµV/m) = Reading Level (dBµV) + Factor (dB/m).

Note 3: Factor (dB/m) = Cable Loss (dB) + Antenna Factor (dB/m).

Site: NS-AC1	Test Date: 2024-07-16
Limit: FCC_2.4G_RE(3m)	Engineer: Summer Tang
Probe: NS-AC1_BBHA9120D_2111_1-18GHz	Polarity: Vertical
EUT: SkyNet IAB Node	Power: By PoE
Test Mode: Transmit by 802.110 at Be-EHT20 2412MHz	

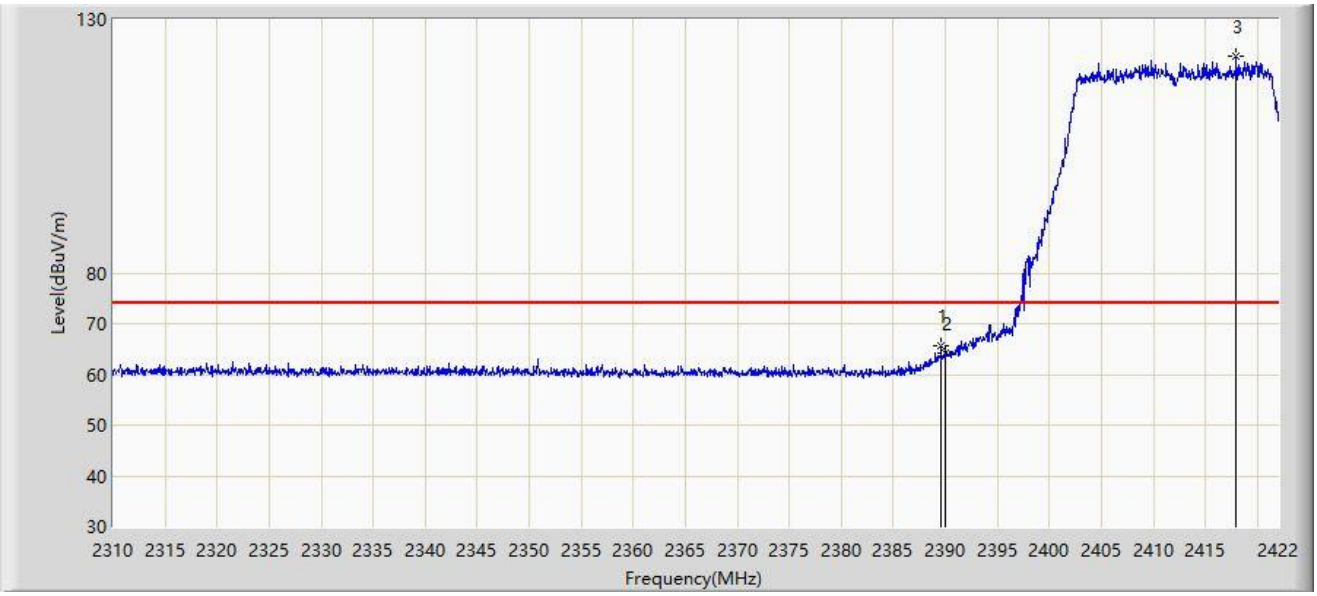

No	Mark	Frequency (MHz)	Measure Level (dBµV/m)	Reading Level (dBµV)	Margin (dB)	Limit (dBµV/m)	Factor (dB/m)	Type
1	*	2389.576	65.653	34.998	-8.347	74.000	30.655	PK
2		2390.000	64.312	33.661	-9.688	74.000	30.651	PK
3		2417.968	122.681	92.046	N/A	N/A	30.635	PK

Note 1: " * ", means this data is the worst emission level.

Note 2: Measure Level (dBµV/m) = Reading Level (dBµV) + Factor (dB/m).

Note 3: Factor (dB/m) = Cable Loss (dB) + Antenna Factor (dB/m).

Site: NS-AC1	Test Date: 2024-07-16
Limit: FCC_2.4G_RE(3m)	Engineer: Summer Tang
Probe: NS-AC1_BBHA9120D_2111_1-18GHz	Polarity: Vertical
EUT: SkyNet IAB Node	Power: By PoE
Test Mode: Transmit by 802.110 at Be-EHT20 2412MHz	

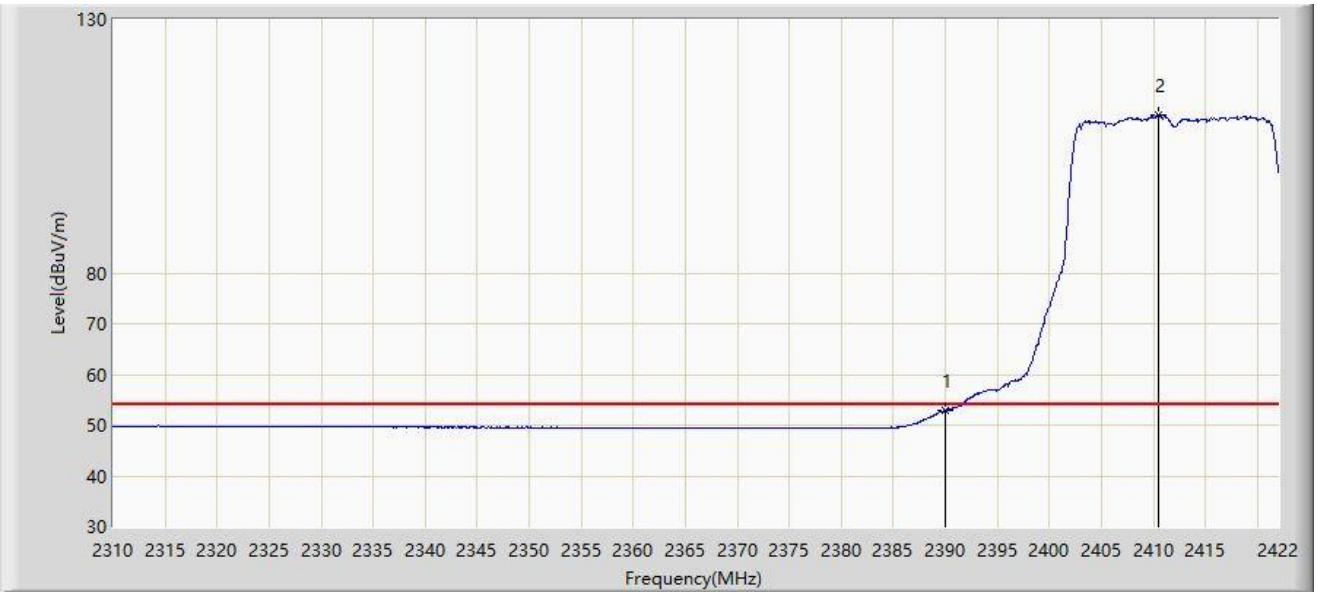

No	Mark	Frequency (MHz)	Measure Level (dBµV/m)	Reading Level (dBµV)	Margin (dB)	Limit (dBµV/m)	Factor (dB/m)	Type
1	*	2390.000	52.864	22.213	-1.136	54.000	30.651	AV
2		2410.520	111.123	80.431	N/A	N/A	30.692	AV

Note 1: " * ", means this data is the worst emission level.

Note 2: Measure Level (dBµV/m) = Reading Level (dBµV) + Factor (dB/m).

Note 3: Factor (dB/m) = Cable Loss (dB) + Antenna Factor (dB/m).

Site: NS-AC1	Test Date: 2024-07-19
Limit: FCC_2.4G_RE(3m)	Engineer: Summer Tang
Probe: NS-AC1_BBHA9120D_2111_1-18GHz	Polarity: Horizontal
EUT: SkyNet IAB Node	Power: By PoE
Test Mode: Transmit by 802.110 at Be-EHT20 2417MHz	

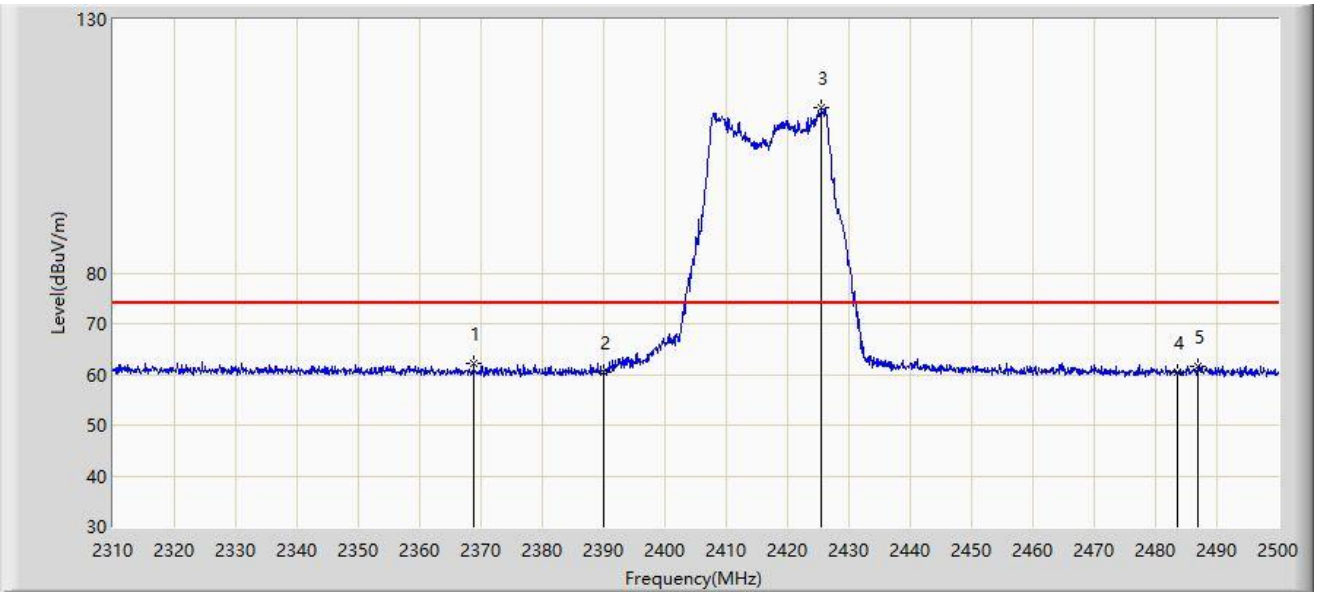

No	Mark	Frequency (MHz)	Measure Level (dBµV/m)	Reading Level (dBµV)	Margin (dB)	Limit (dBµV/m)	Factor (dB/m)	Type
1	*	2368.805	62.159	31.406	-11.841	74.000	30.753	PK
2		2390.000	60.535	29.795	-13.465	74.000	30.740	PK
3		2425.520	112.513	81.801	N/A	N/A	30.712	PK
4		2483.500	60.290	29.644	-13.710	74.000	30.646	PK
5		2486.985	61.625	30.959	-12.375	74.000	30.666	PK

Note 1: " * ", means this data is the worst emission level.

Note 2: Measure Level (dBµV/m) = Reading Level (dBµV) + Factor (dB/m).

Note 3: Factor (dB/m) = Cable Loss (dB) + Antenna Factor (dB/m).

Site: NS-AC1	Test Date: 2024-07-19
Limit: FCC_2.4G_RE(3m)	Engineer: Summer Tang
Probe: NS-AC1_BBHA9120D_2111_1-18GHz	Polarity: Horizontal
EUT: SkyNet IAB Node	Power: By PoE
Test Mode: Transmit by 802.110 at Be-EHT20 2417MHz	

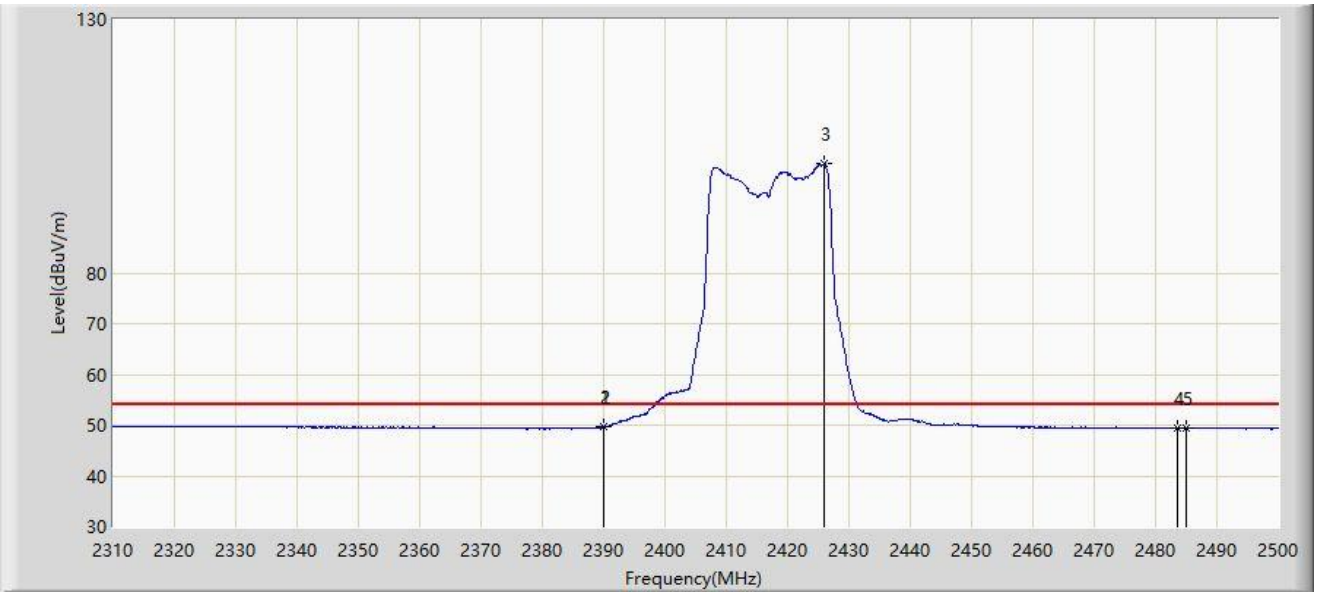

No	Mark	Frequency (MHz)	Measure Level (dBµV/m)	Reading Level (dBµV)	Margin (dB)	Limit (dBµV/m)	Factor (dB/m)	Type
1	*	2389.895	49.621	18.881	-4.379	54.000	30.740	AV
2		2390.000	49.607	18.867	-4.393	54.000	30.740	AV
3		2425.995	101.504	70.793	N/A	N/A	30.711	AV
4		2483.500	49.387	18.741	-4.613	54.000	30.646	AV
5		2484.990	49.510	18.855	-4.490	54.000	30.654	AV

Note 1: " * ", means this data is the worst emission level.

Note 2: Measure Level (dBµV/m) = Reading Level (dBµV) + Factor (dB/m).

Note 3: Factor (dB/m) = Cable Loss (dB) + Antenna Factor (dB/m).

Site: NS-AC1	Test Date: 2024-07-19
Limit: FCC_2.4G_RE(3m)	Engineer: Summer Tang
Probe: NS-AC1_BBHA9120D_2111_1-18GHz	Polarity: Vertical
EUT: SkyNet IAB Node	Power: By PoE
Test Mode: Transmit by 802.110 at Be-EHT20 2417MHz	

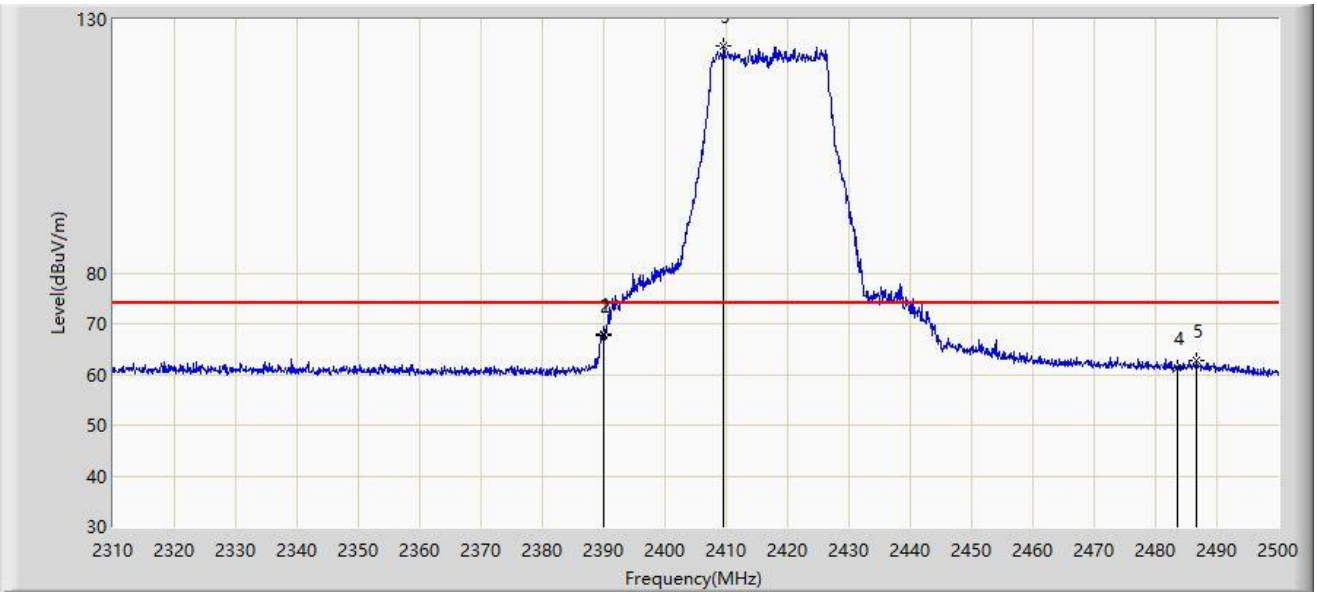

No	Mark	Frequency (MHz)	Measure Level (dBµV/m)	Reading Level (dBµV)	Margin (dB)	Limit (dBµV/m)	Factor (dB/m)	Type
1	*	2389.895	67.898	37.158	-6.102	74.000	30.740	PK
2		2390.000	67.541	36.801	-6.459	74.000	30.740	PK
3		2409.560	124.795	94.053	N/A	N/A	30.742	PK
4		2483.500	61.382	30.736	-12.618	74.000	30.646	PK
5		2486.700	62.765	32.101	-11.235	74.000	30.664	PK

Note 1: " * ", means this data is the worst emission level.

Note 2: Measure Level (dBµV/m) = Reading Level (dBµV) + Factor (dB/m).

Note 3: Factor (dB/m) = Cable Loss (dB) + Antenna Factor (dB/m).

Site: NS-AC1	Test Date: 2024-07-19
Limit: FCC_2.4G_RE(3m)	Engineer: Summer Tang
Probe: NS-AC1_BBHA9120D_2111_1-18GHz	Polarity: Vertical
EUT: SkyNet IAB Node	Power: By PoE
Test Mode: Transmit by 802.110 at Be-EHT20 2417MHz	

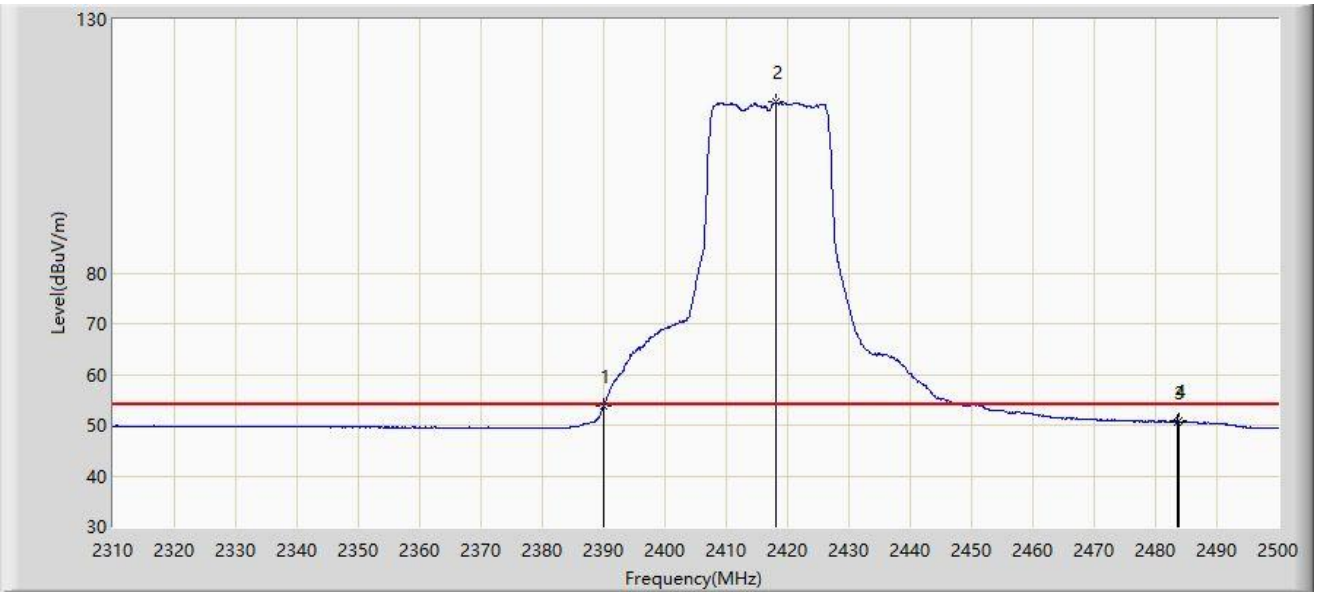

No	Mark	Frequency (MHz)	Measure Level (dBµV/m)	Reading Level (dBµV)	Margin (dB)	Limit (dBµV/m)	Factor (dB/m)	Type
1	*	2390.000	53.632	22.892	-0.368	54.000	30.740	AV
2		2418.015	113.649	82.922	N/A	N/A	30.727	AV
3		2483.500	50.662	20.016	-3.338	54.000	30.646	AV
4		2483.755	50.751	20.104	-3.249	54.000	30.647	AV

Note 1: " * ", means this data is the worst emission level.

Note 2: Measure Level (dBµV/m) = Reading Level (dBµV) + Factor (dB/m).

Note 3: Factor (dB/m) = Cable Loss (dB) + Antenna Factor (dB/m).

Site: NS-AC1	Test Date: 2024-07-16
Limit: FCC_2.4G_RE(3m)	Engineer: Summer Tang
Probe: NS-AC1_BBHA9120D_2111_1-18GHz	Polarity: Horizontal
EUT: SkyNet IAB Node	Power: By PoE
Test Mode: Transmit by 802.110 at Be-EHT20 2437MHz	

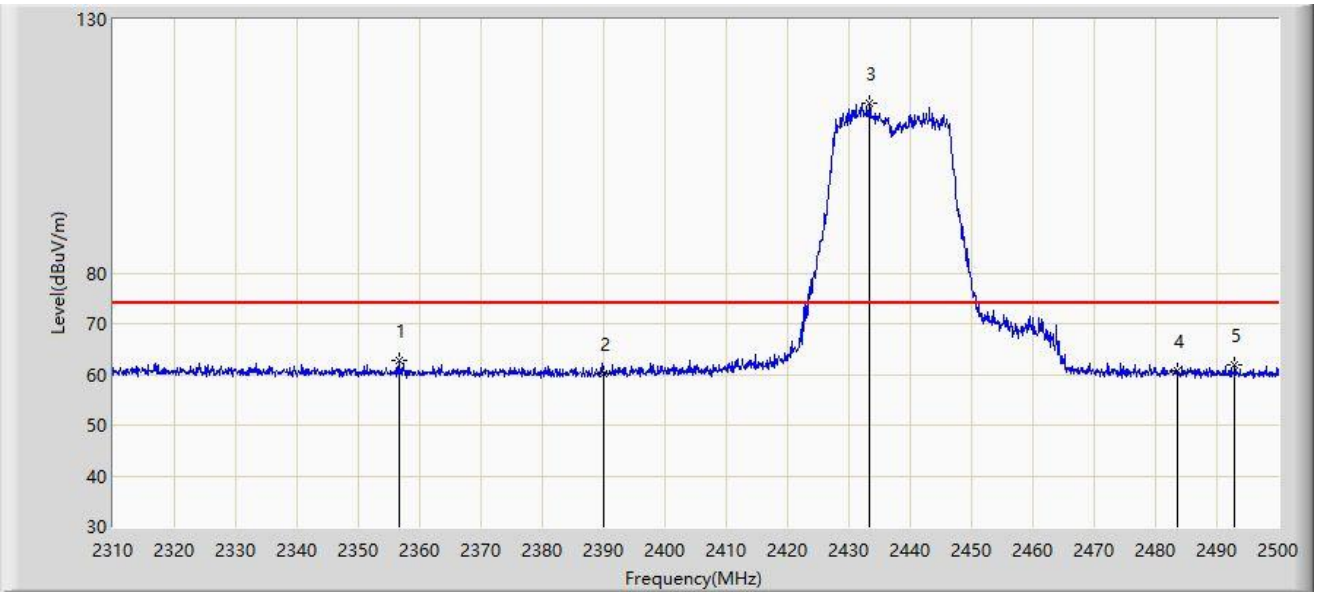

No	Mark	Frequency (MHz)	Measure Level (dBµV/m)	Reading Level (dBµV)	Margin (dB)	Limit (dBµV/m)	Factor (dB/m)	Type
1	*	2356.550	62.627	31.926	-11.373	74.000	30.701	PK
2		2390.000	60.146	29.495	-13.854	74.000	30.651	PK
3		2433.215	113.509	82.930	N/A	N/A	30.578	PK
4		2483.500	60.702	30.122	-13.298	74.000	30.580	PK
5		2492.970	61.854	31.260	-12.146	74.000	30.594	PK

Note 1: " * ", means this data is the worst emission level.

Note 2: Measure Level (dBµV/m) = Reading Level (dBµV) + Factor (dB/m).

Note 3: Factor (dB/m) = Cable Loss (dB) + Antenna Factor (dB/m).

Site: NS-AC1	Test Date: 2024-07-16
Limit: FCC_2.4G_RE(3m)	Engineer: Summer Tang
Probe: NS-AC1_BBHA9120D_2111_1-18GHz	Polarity: Horizontal
EUT: SkyNet IAB Node	Power: By PoE
Test Mode: Transmit by 802.110 at Be-EHT20 2437MHz	

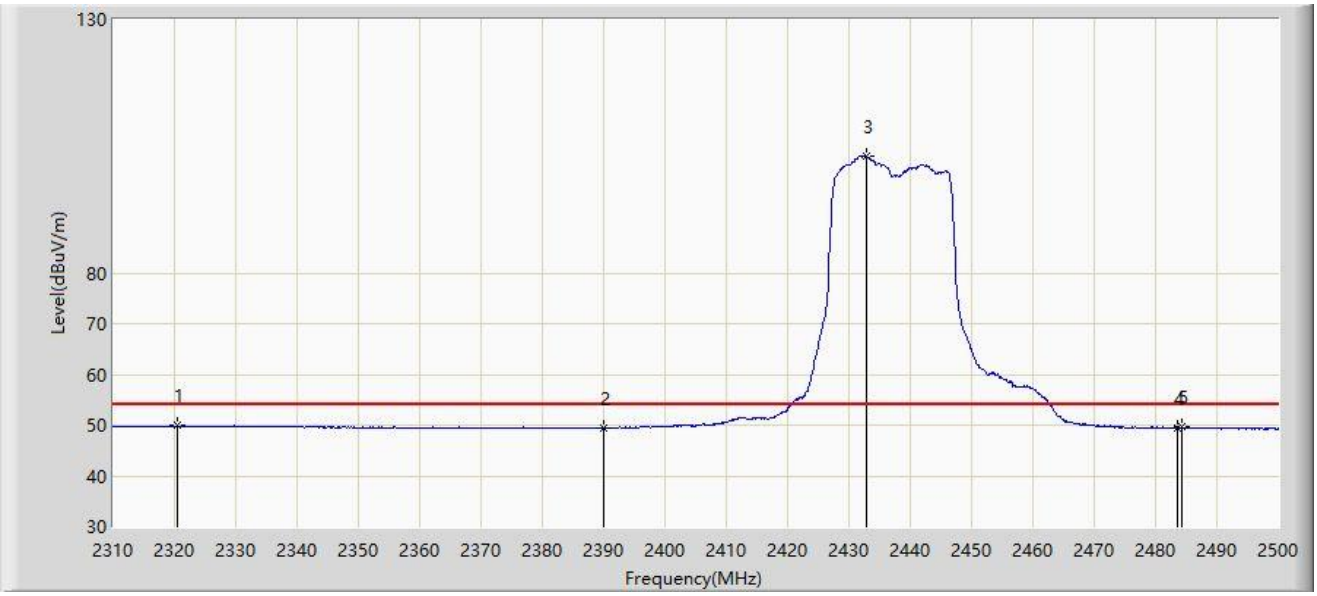

No	Mark	Frequency (MHz)	Measure Level (dBµV/m)	Reading Level (dBµV)	Margin (dB)	Limit (dBµV/m)	Factor (dB/m)	Type
1	*	2320.545	49.912	19.046	-4.088	54.000	30.866	AV
2		2390.000	49.448	18.797	-4.552	54.000	30.651	AV
3		2432.740	103.162	72.586	N/A	N/A	30.577	AV
4		2483.500	49.448	18.868	-4.552	54.000	30.580	AV
5		2484.230	49.584	19.003	-4.416	54.000	30.581	AV

Note 1: " * ", means this data is the worst emission level.

Note 2: Measure Level (dBµV/m) = Reading Level (dBµV) + Factor (dB/m).

Note 3: Factor (dB/m) = Cable Loss (dB) + Antenna Factor (dB/m).

Site: NS-AC1	Test Date: 2024-07-16
Limit: FCC_2.4G_RE(3m)	Engineer: Summer Tang
Probe: NS-AC1_BBHA9120D_2111_1-18GHz	Polarity: Vertical
EUT: SkyNet IAB Node	Power: By PoE
Test Mode: Transmit by 802.110 at Be-EHT20 2437MHz	

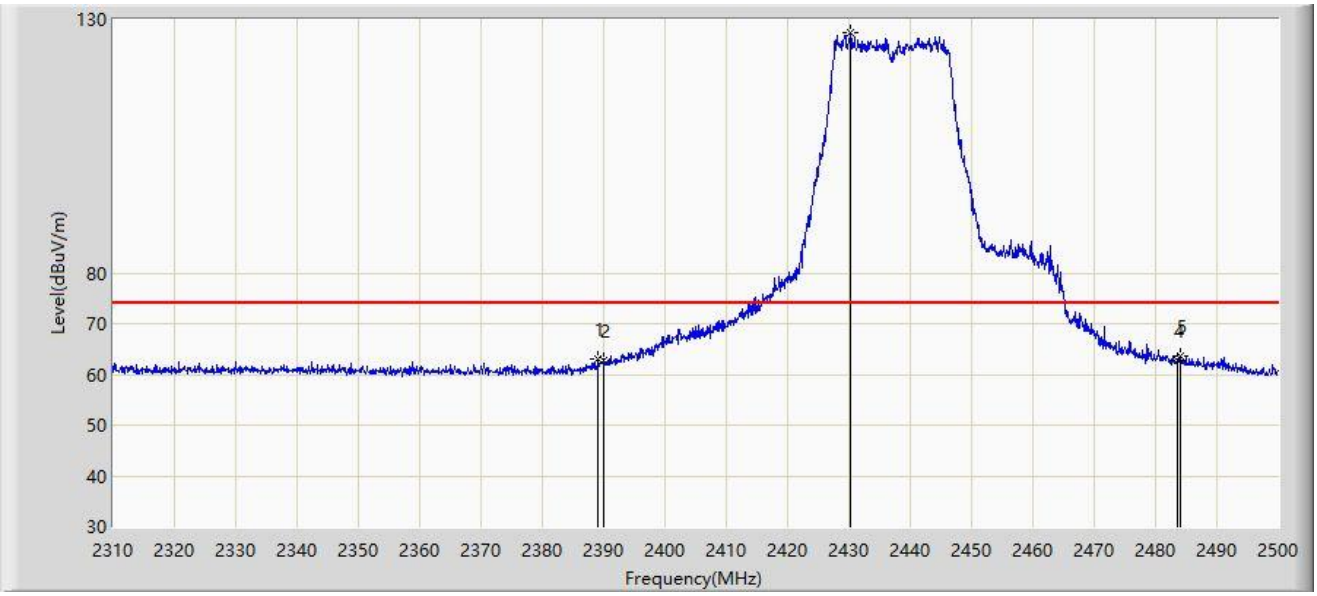

No	Mark	Frequency (MHz)	Measure Level (dBµV/m)	Reading Level (dBµV)	Margin (dB)	Limit (dBµV/m)	Factor (dB/m)	Type
1		2389.135	63.175	32.517	-10.825	74.000	30.658	PK
2		2390.000	62.780	32.129	-11.220	74.000	30.651	PK
3		2430.270	127.342	96.779	N/A	N/A	30.563	PK
4		2483.500	62.786	32.206	-11.214	74.000	30.580	PK
5	*	2483.945	63.745	33.164	-10.255	74.000	30.581	PK

Note 1: " * ", means this data is the worst emission level.

Note 2: Measure Level (dBµV/m) = Reading Level (dBµV) + Factor (dB/m).

Note 3: Factor (dB/m) = Cable Loss (dB) + Antenna Factor (dB/m).

Site: NS-AC1	Test Date: 2024-07-16
Limit: FCC_2.4G_RE(3m)	Engineer: Summer Tang
Probe: NS-AC1_BBHA9120D_2111_1-18GHz	Polarity: Vertical
EUT: SkyNet IAB Node	Power: By PoE
Test Mode: Transmit by 802.110 at Be-EHT20 2437MHz	

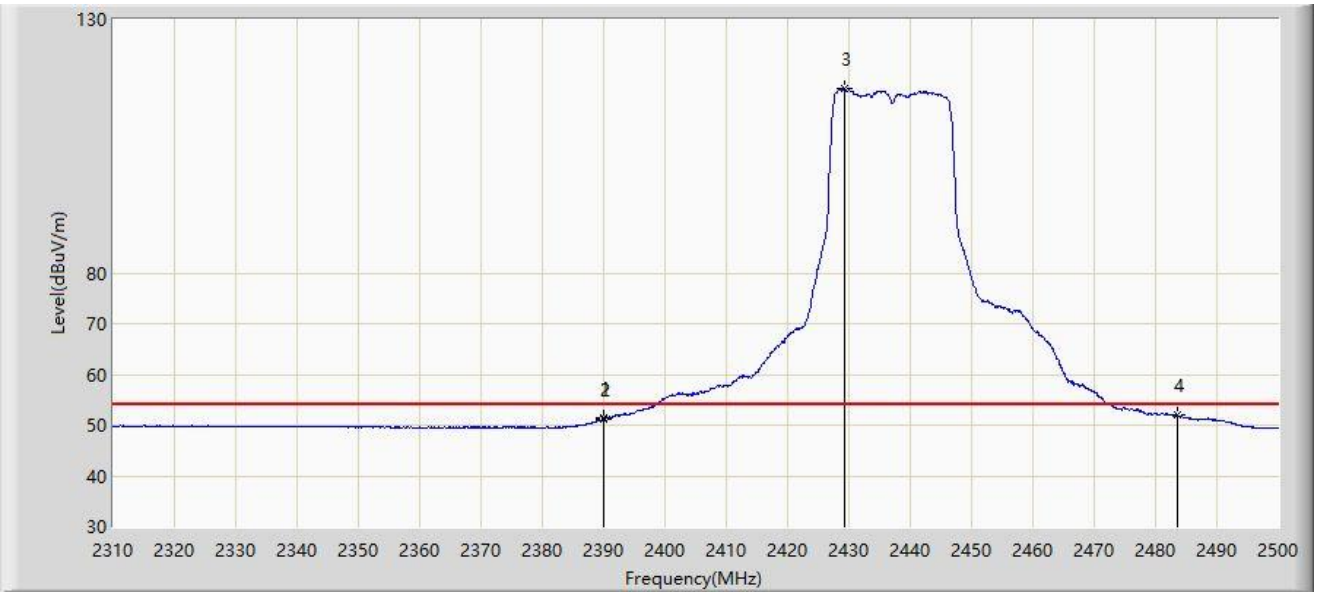

No	Mark	Frequency (MHz)	Measure Level (dBµV/m)	Reading Level (dBµV)	Margin (dB)	Limit (dBµV/m)	Factor (dB/m)	Type
1		2389.895	51.324	20.672	-2.676	54.000	30.652	AV
2		2390.000	51.237	20.586	-2.763	54.000	30.651	AV
3		2429.320	116.370	85.813	N/A	N/A	30.557	AV
4	*	2483.500	51.940	21.360	-2.060	54.000	30.580	AV

Note 1: " * ", means this data is the worst emission level.

Note 2: Measure Level (dBµV/m) = Reading Level (dBµV) + Factor (dB/m).

Note 3: Factor (dB/m) = Cable Loss (dB) + Antenna Factor (dB/m).

Site: NS-AC1	Test Date: 2024-07-19
Limit: FCC_2.4G_RE(3m)	Engineer: Summer Tang
Probe: NS-AC1_BBHA9120D_2111_1-18GHz	Polarity: Horizontal
EUT: SkyNet IAB Node	Power: By PoE
Test Mode: Transmit by 802.110 at Be-EHT20 2452MHz	

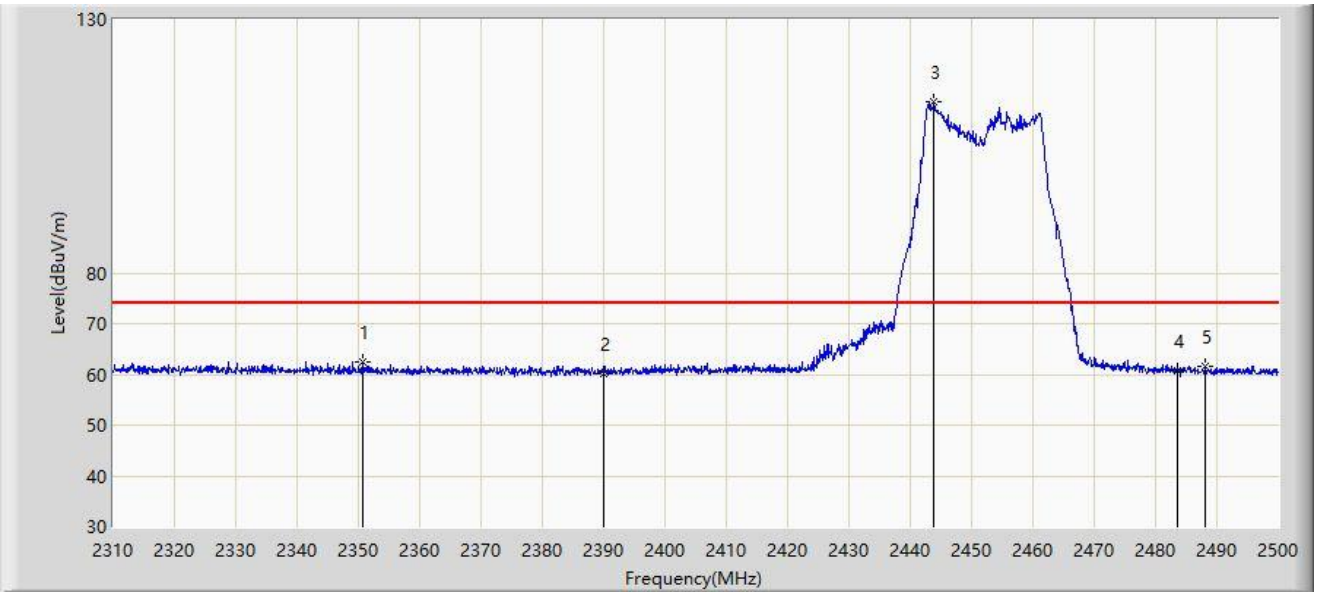

No	Mark	Frequency (MHz)	Measure Level (dBµV/m)	Reading Level (dBµV)	Margin (dB)	Limit (dBµV/m)	Factor (dB/m)	Type
1	*	2350.660	62.328	31.473	-11.672	74.000	30.855	PK
2		2390.000	60.285	29.545	-13.715	74.000	30.740	PK
3		2443.855	113.740	82.980	N/A	N/A	30.760	PK
4		2483.500	60.855	30.209	-13.145	74.000	30.646	PK
5		2488.125	61.658	30.985	-12.342	74.000	30.673	PK

Note 1: " * ", means this data is the worst emission level.

Note 2: Measure Level (dBµV/m) = Reading Level (dBµV) + Factor (dB/m).

Note 3: Factor (dB/m) = Cable Loss (dB) + Antenna Factor (dB/m).

Site: NS-AC1	Test Date: 2024-07-19
Limit: FCC_2.4G_RE(3m)	Engineer: Summer Tang
Probe: NS-AC1_BBHA9120D_2111_1-18GHz	Polarity: Horizontal
EUT: SkyNet IAB Node	Power: By PoE
Test Mode: Transmit by 802.110 at Be-EHT20 2452MHz	

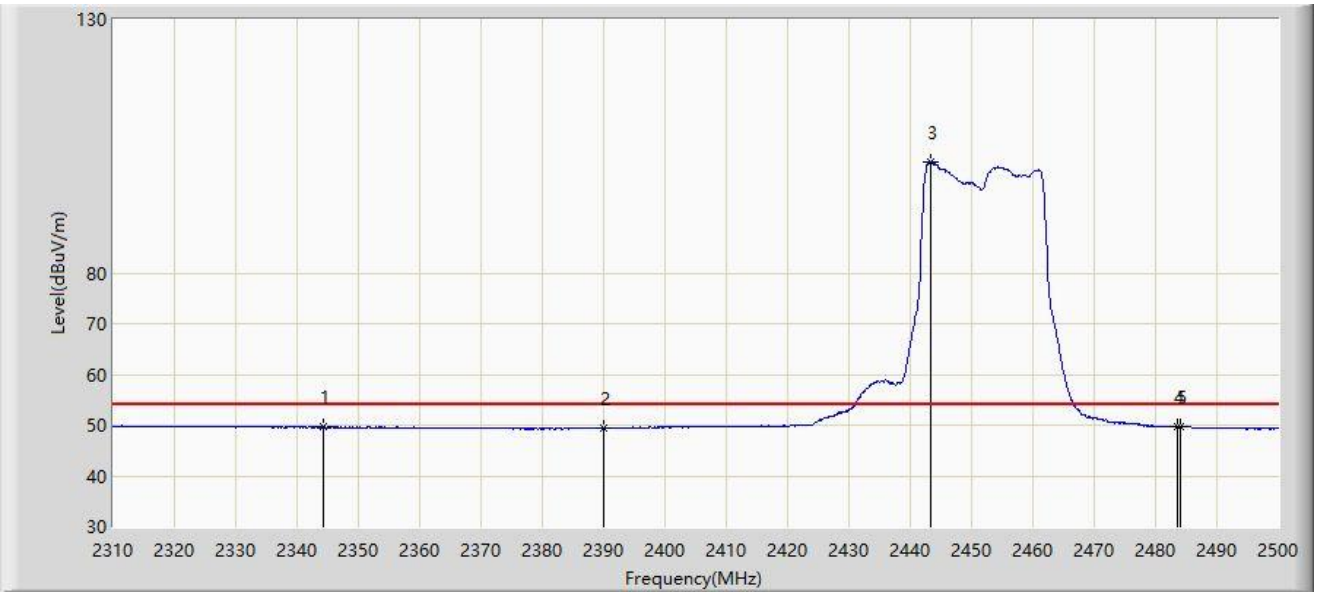

No	Mark	Frequency (MHz)	Measure Level (dBµV/m)	Reading Level (dBµV)	Margin (dB)	Limit (dBµV/m)	Factor (dB/m)	Type
1		2344.200	49.697	18.814	-4.303	54.000	30.882	AV
2		2390.000	49.406	18.666	-4.594	54.000	30.740	AV
3		2443.285	101.994	71.236	N/A	N/A	30.758	AV
4		2483.500	49.705	19.059	-4.295	54.000	30.646	AV
5	*	2483.945	49.800	19.151	-4.200	54.000	30.648	AV

Note 1: " * ", means this data is the worst emission level.

Note 2: Measure Level (dBµV/m) = Reading Level (dBµV) + Factor (dB/m).

Note 3: Factor (dB/m) = Cable Loss (dB) + Antenna Factor (dB/m).

Site: NS-AC1	Test Date: 2024-07-19
Limit: FCC_2.4G_RE(3m)	Engineer: Summer Tang
Probe: NS-AC1_BBHA9120D_2111_1-18GHz	Polarity: Vertical
EUT: SkyNet IAB Node	Power: By PoE
Test Mode: Transmit by 802.110 at Be-EHT20 2452MHz	

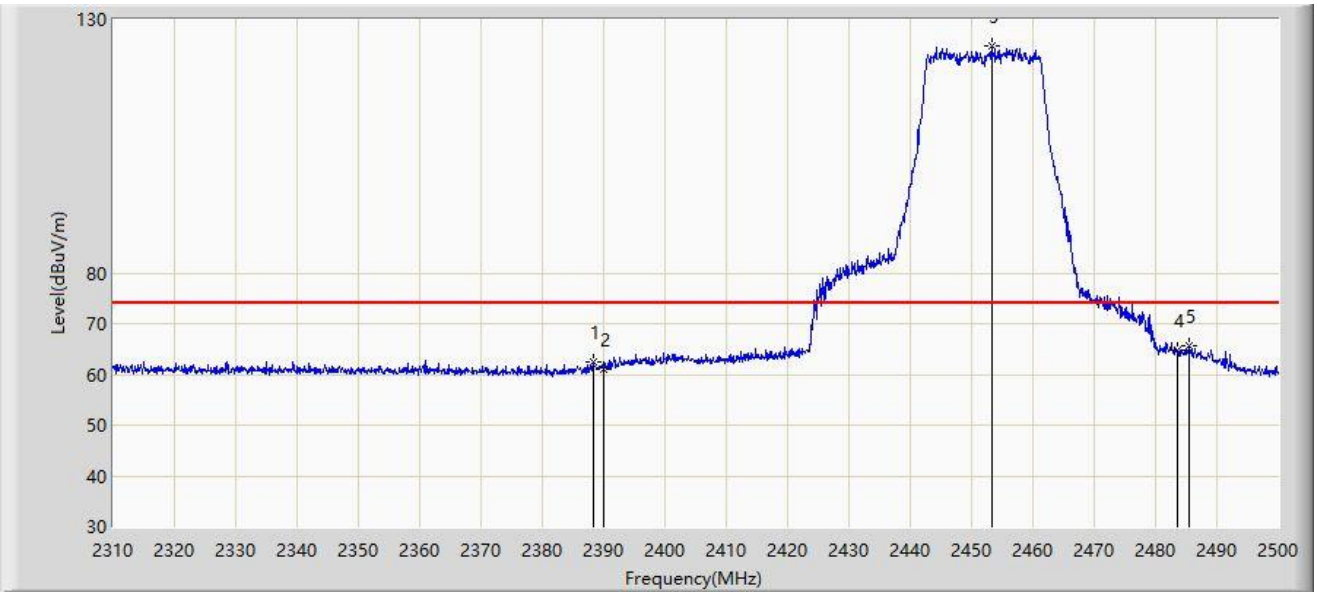

No	Mark	Frequency (MHz)	Measure Level (dBµV/m)	Reading Level (dBµV)	Margin (dB)	Limit (dBµV/m)	Factor (dB/m)	Type
1		2388.280	62.351	31.617	-11.649	74.000	30.734	PK
2		2390.000	61.065	30.325	-12.935	74.000	30.740	PK
3		2453.260	124.792	94.080	N/A	N/A	30.713	PK
4		2483.500	64.765	34.119	-9.235	74.000	30.646	PK
5	*	2485.560	65.654	34.996	-8.346	74.000	30.658	PK

Note 1: " * ", means this data is the worst emission level.

Note 2: Measure Level (dBµV/m) = Reading Level (dBµV) + Factor (dB/m).

Note 3: Factor (dB/m) = Cable Loss (dB) + Antenna Factor (dB/m).

Site: NS-AC1	Test Date: 2024-07-19
Limit: FCC_2.4G_RE(3m)	Engineer: Summer Tang
Probe: NS-AC1_BBHA9120D_2111_1-18GHz	Polarity: Vertical
EUT: SkyNet IAB Node	Power: By PoE
Test Mode: Transmit by 802.110 at Be-EHT20 2452MHz	

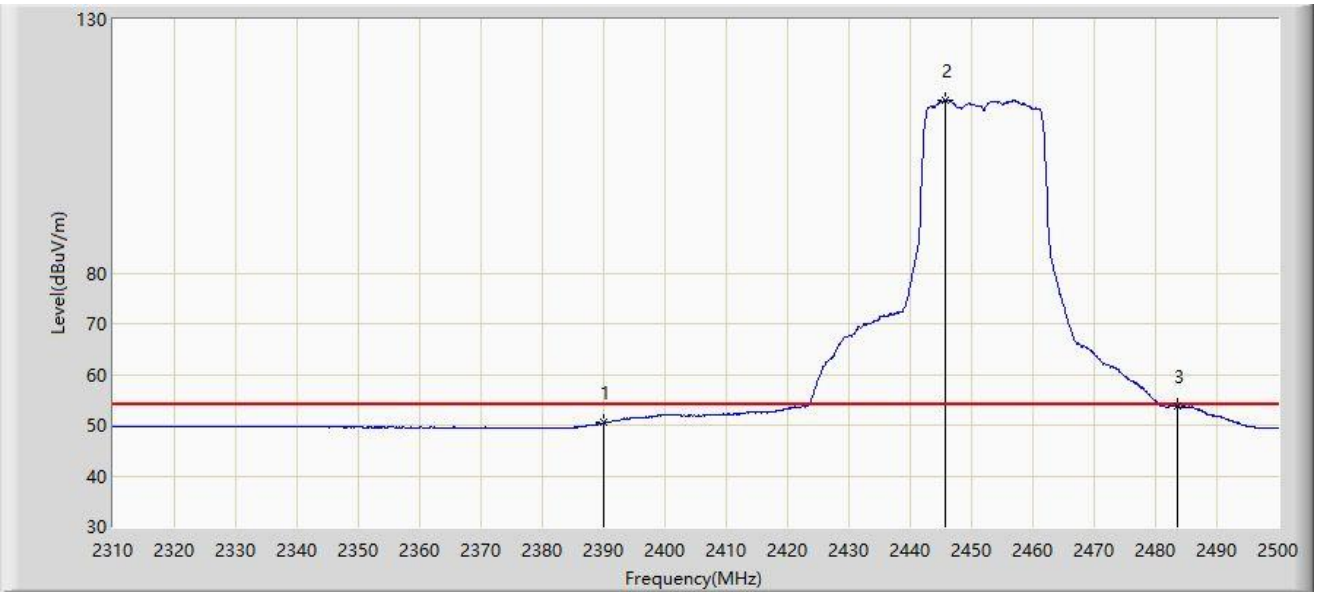

No	Mark	Frequency (MHz)	Measure Level (dBµV/m)	Reading Level (dBµV)	Margin (dB)	Limit (dBµV/m)	Factor (dB/m)	Type
1		2390.000	50.534	19.794	-3.466	54.000	30.740	AV
2		2445.755	114.067	83.308	N/A	N/A	30.759	AV
3	*	2483.500	53.749	23.103	-0.251	54.000	30.646	AV

Note 1: " * ", means this data is the worst emission level.

Note 2: Measure Level (dBµV/m) = Reading Level (dBµV) + Factor (dB/m).

Note 3: Factor (dB/m) = Cable Loss (dB) + Antenna Factor (dB/m).

Site: NS-AC1	Test Date: 2024-07-19
Limit: FCC_2.4G_RE(3m)	Engineer: Summer Tang
Probe: NS-AC1_BBHA9120D_2111_1-18GHz	Polarity: Horizontal
EUT: SkyNet IAB Node	Power: By PoE
Test Mode: Transmit by 802.110 at Be-EHT20 2457MHz	

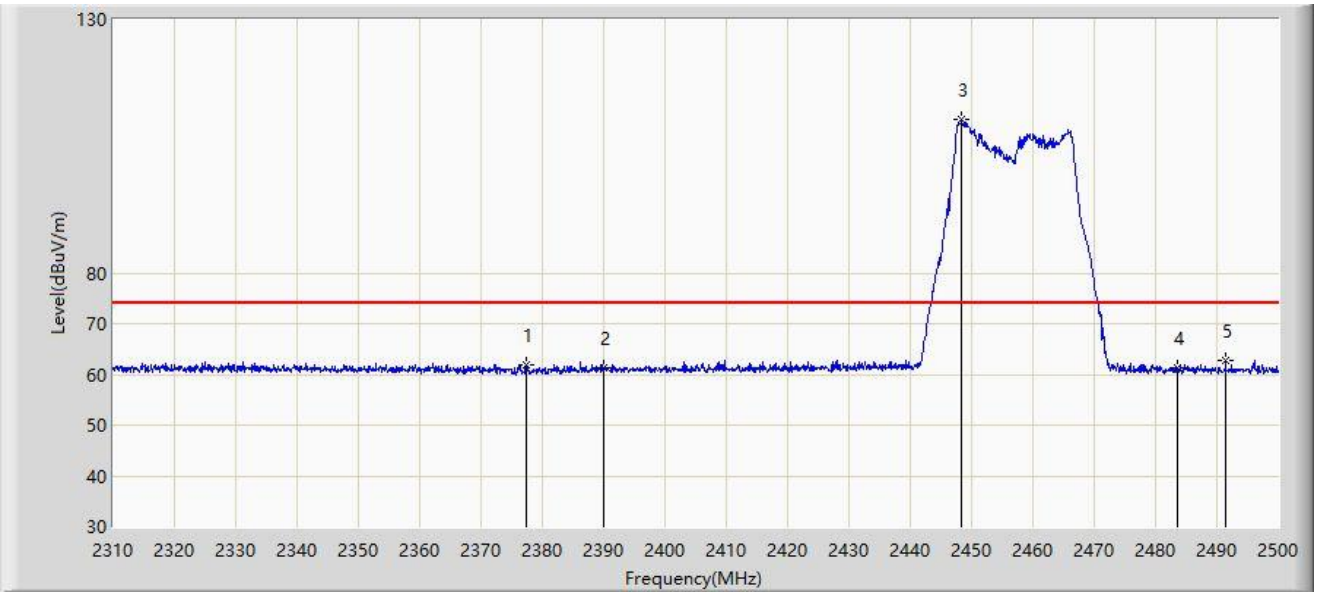

No	Mark	Frequency (MHz)	Measure Level (dBµV/m)	Reading Level (dBµV)	Margin (dB)	Limit (dBµV/m)	Factor (dB/m)	Type
1		2377.355	61.907	31.211	-12.093	74.000	30.696	PK
2		2390.000	61.218	30.478	-12.782	74.000	30.740	PK
3		2448.415	110.238	79.495	N/A	N/A	30.743	PK
4		2483.500	61.171	30.525	-12.829	74.000	30.646	PK
5	*	2491.450	62.730	32.038	-11.270	74.000	30.692	PK

Note 1: " * ", means this data is the worst emission level.

Note 2: Measure Level (dBµV/m) = Reading Level (dBµV) + Factor (dB/m).

Note 3: Factor (dB/m) = Cable Loss (dB) + Antenna Factor (dB/m).

Site: NS-AC1	Test Date: 2024-07-19
Limit: FCC_2.4G_RE(3m)	Engineer: Summer Tang
Probe: NS-AC1_BBHA9120D_2111_1-18GHz	Polarity: Horizontal
EUT: SkyNet IAB Node	Power: By PoE
Test Mode: Transmit by 802.110 at Be-EHT20 2457MHz	

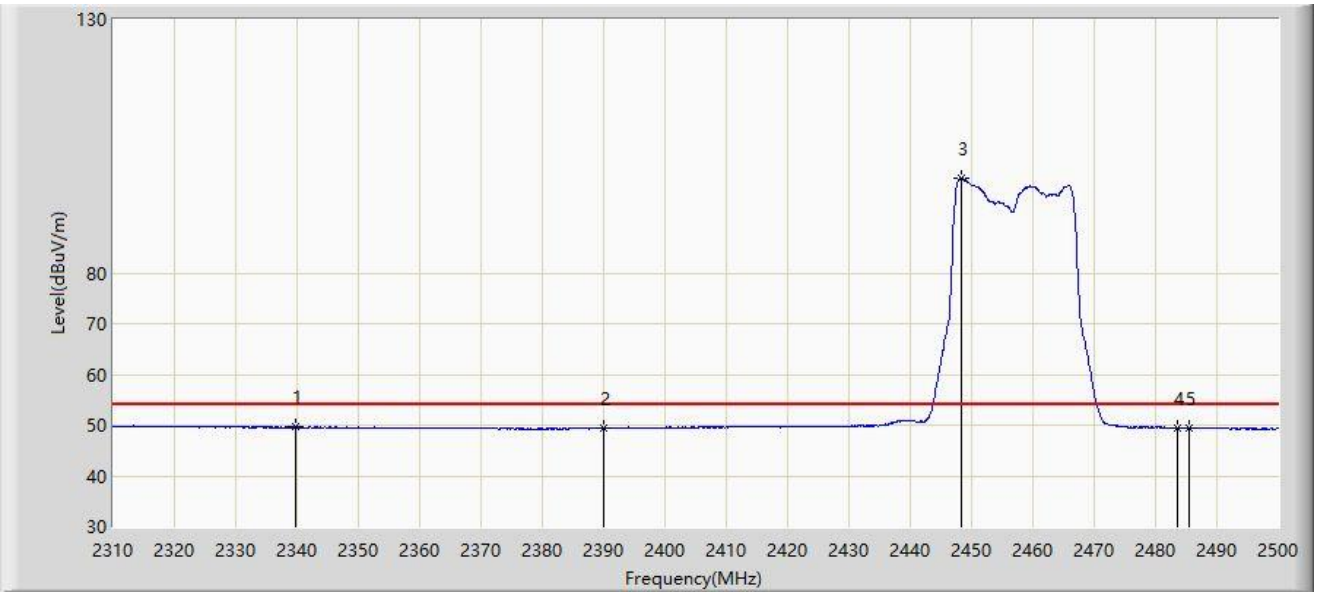

No	Mark	Frequency (MHz)	Measure Level (dBµV/m)	Reading Level (dBµV)	Margin (dB)	Limit (dBµV/m)	Factor (dB/m)	Type
1	*	2339.830	49.643	18.746	-4.357	54.000	30.897	AV
2		2390.000	49.384	18.644	-4.616	54.000	30.740	AV
3		2448.225	98.653	67.909	N/A	N/A	30.744	AV
4		2483.500	49.400	18.754	-4.600	54.000	30.646	AV
5		2485.465	49.472	18.815	-4.528	54.000	30.658	AV

Note 1: " * ", means this data is the worst emission level.

Note 2: Measure Level (dBµV/m) = Reading Level (dBµV) + Factor (dB/m).

Note 3: Factor (dB/m) = Cable Loss (dB) + Antenna Factor (dB/m).

Site: NS-AC1	Test Date: 2024-07-19
Limit: FCC_2.4G_RE(3m)	Engineer: Summer Tang
Probe: NS-AC1_BBHA9120D_2111_1-18GHz	Polarity: Vertical
EUT: SkyNet IAB Node	Power: By PoE
Test Mode: Transmit by 802.110 at Be-EHT20 2457MHz	

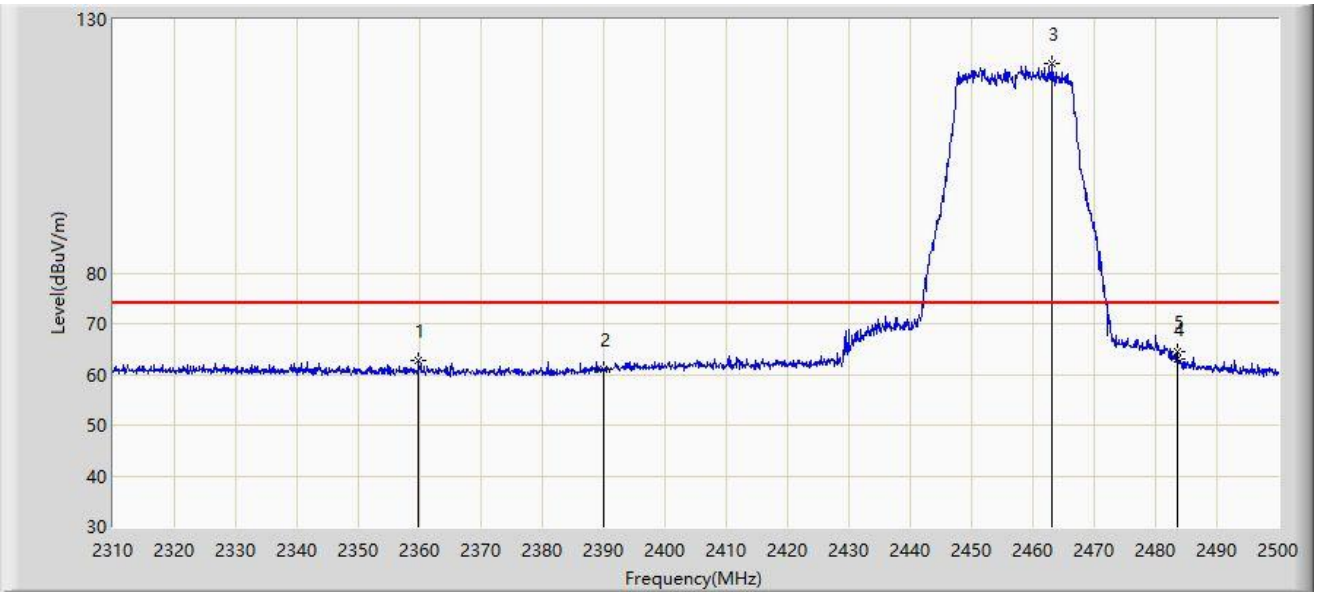

No	Mark	Frequency (MHz)	Measure Level (dBµV/m)	Reading Level (dBµV)	Margin (dB)	Limit (dBµV/m)	Factor (dB/m)	Type
1		2359.780	62.664	31.848	-11.336	74.000	30.816	PK
2		2390.000	61.024	30.284	-12.976	74.000	30.740	PK
3		2463.140	121.169	90.514	N/A	N/A	30.655	PK
4		2483.500	63.033	32.387	-10.967	74.000	30.646	PK
5	*	2483.565	64.443	33.797	-9.557	74.000	30.646	PK

Note 1: " * ", means this data is the worst emission level.

Note 2: Measure Level (dBµV/m) = Reading Level (dBµV) + Factor (dB/m).

Note 3: Factor (dB/m) = Cable Loss (dB) + Antenna Factor (dB/m).

Site: NS-AC1	Test Date: 2024-07-19
Limit: FCC_2.4G_RE(3m)	Engineer: Summer Tang
Probe: NS-AC1_BBHA9120D_2111_1-18GHz	Polarity: Vertical
EUT: SkyNet IAB Node	Power: By PoE
Test Mode: Transmit by 802.110 at Be-EHT20 2457MHz	

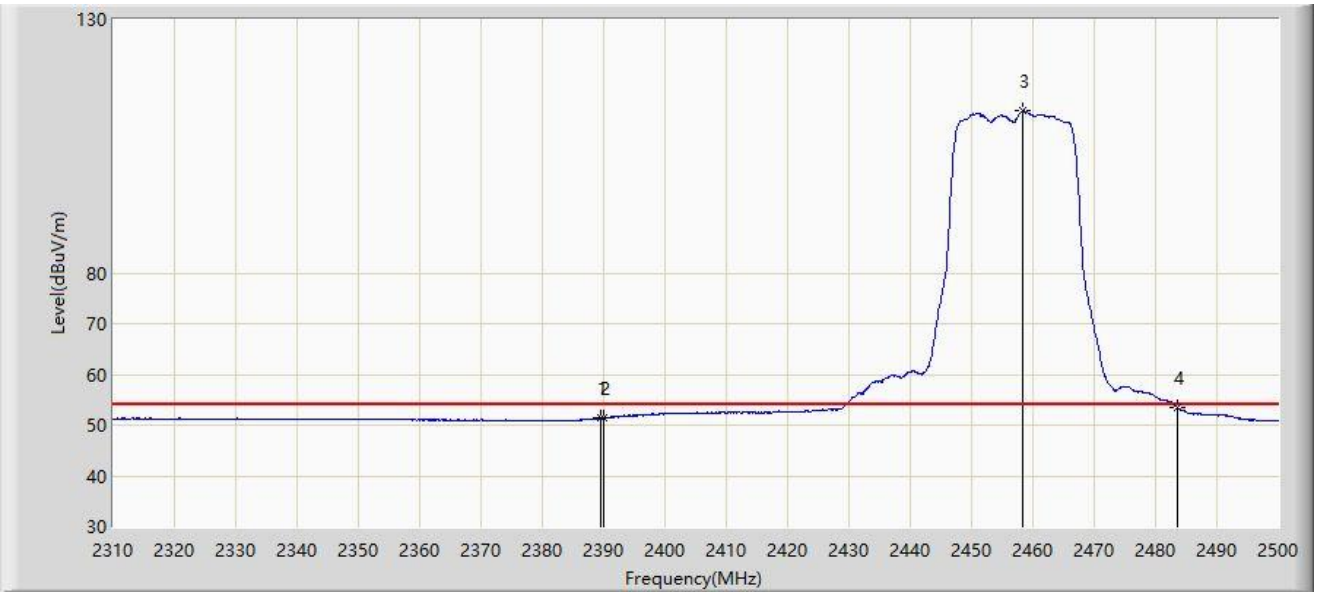

No	Mark	Frequency (MHz)	Measure Level (dBµV/m)	Reading Level (dBµV)	Margin (dB)	Limit (dBµV/m)	Factor (dB/m)	Type
1		2389.420	51.391	20.653	-2.609	54.000	30.738	AV
2		2390.000	51.386	20.646	-2.614	54.000	30.740	AV
3		2458.390	111.891	81.210	N/A	N/A	30.681	AV
4	*	2483.500	53.564	22.918	-0.436	54.000	30.646	AV

Note 1: " * ", means this data is the worst emission level.

Note 2: Measure Level (dBµV/m) = Reading Level (dBµV) + Factor (dB/m).

Note 3: Factor (dB/m) = Cable Loss (dB) + Antenna Factor (dB/m).

Site: NS-AC1	Test Date: 2024-07-16
Limit: FCC_2.4G_RE(3m)	Engineer: Summer Tang
Probe: NS-AC1_BBHA9120D_2111_1-18GHz	Polarity: Horizontal
EUT: SkyNet IAB Node	Power: By PoE
Test Mode: Transmit by 802.110 at Be-EHT20 2462MHz	

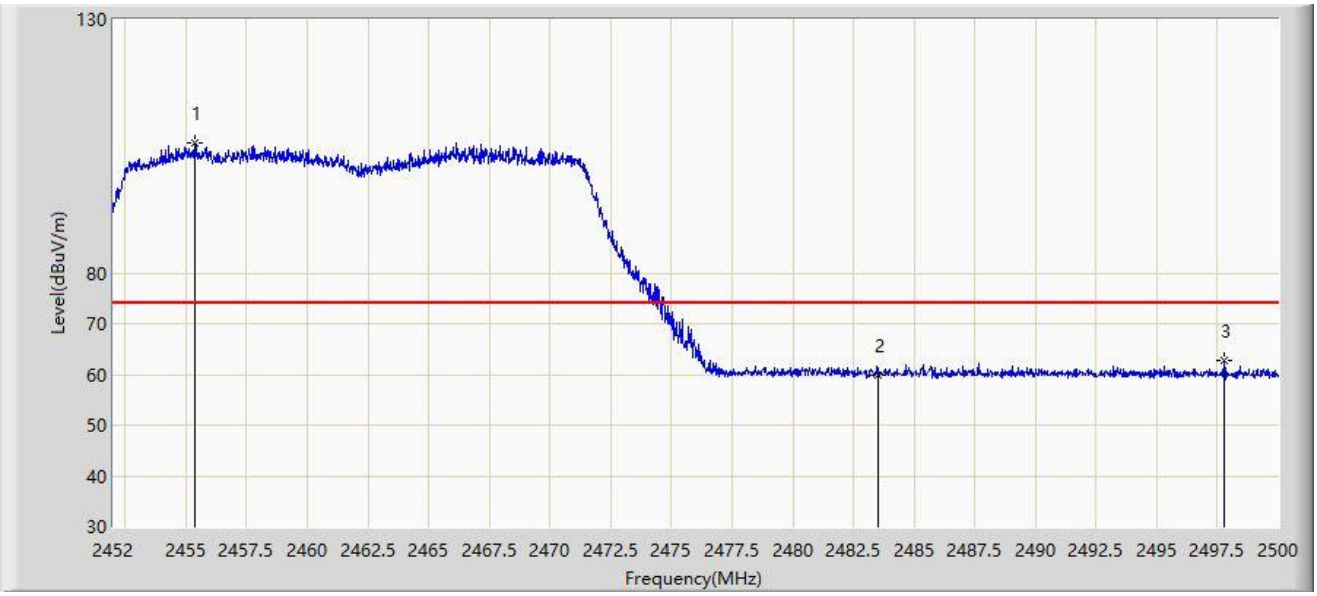

No	Mark	Frequency (MHz)	Measure Level (dBµV/m)	Reading Level (dBµV)	Margin (dB)	Limit (dBµV/m)	Factor (dB/m)	Type
1		2455.384	105.512	74.848	N/A	N/A	30.664	PK
2		2483.500	59.979	29.399	-14.021	74.000	30.580	PK
3	*	2497.768	62.785	32.185	-11.215	74.000	30.600	PK

Note 1: " * ", means this data is the worst emission level.

Note 2: Measure Level (dBµV/m) = Reading Level (dBµV) + Factor (dB/m).

Note 3: Factor (dB/m) = Cable Loss (dB) + Antenna Factor (dB/m).

Site: NS-AC1	Test Date: 2024-07-16
Limit: FCC_2.4G_RE(3m)	Engineer: Summer Tang
Probe: NS-AC1_BBHA9120D_2111_1-18GHz	Polarity: Horizontal
EUT: SkyNet IAB Node	Power: By PoE
Test Mode: Transmit by 802.110 at Be-EHT20 2462MHz	

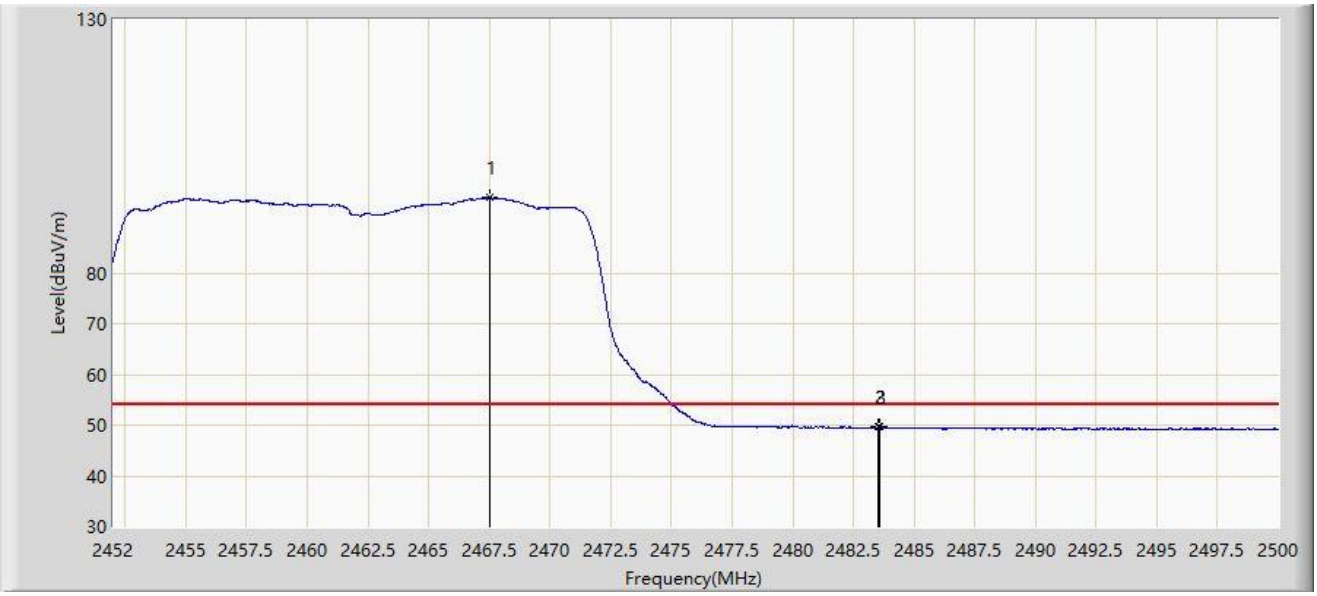

No	Mark	Frequency (MHz)	Measure Level (dBµV/m)	Reading Level (dBµV)	Margin (dB)	Limit (dBµV/m)	Factor (dB/m)	Type
1		2467.504	94.960	64.317	N/A	N/A	30.643	AV
2		2483.500	49.568	18.988	-4.432	54.000	30.580	AV
3	*	2483.584	49.602	19.022	-4.398	54.000	30.581	AV

Note 1: " * ", means this data is the worst emission level.

Note 2: Measure Level (dBµV/m) = Reading Level (dBµV) + Factor (dB/m).

Note 3: Factor (dB/m) = Cable Loss (dB) + Antenna Factor (dB/m).

Site: NS-AC1	Test Date: 2024-07-16
Limit: FCC_2.4G_RE(3m)	Engineer: Summer Tang
Probe: NS-AC1_BBHA9120D_2111_1-18GHz	Polarity: Vertical
EUT: SkyNet IAB Node	Power: By PoE
Test Mode: Transmit by 802.110 at Be-EHT20 2462MHz	

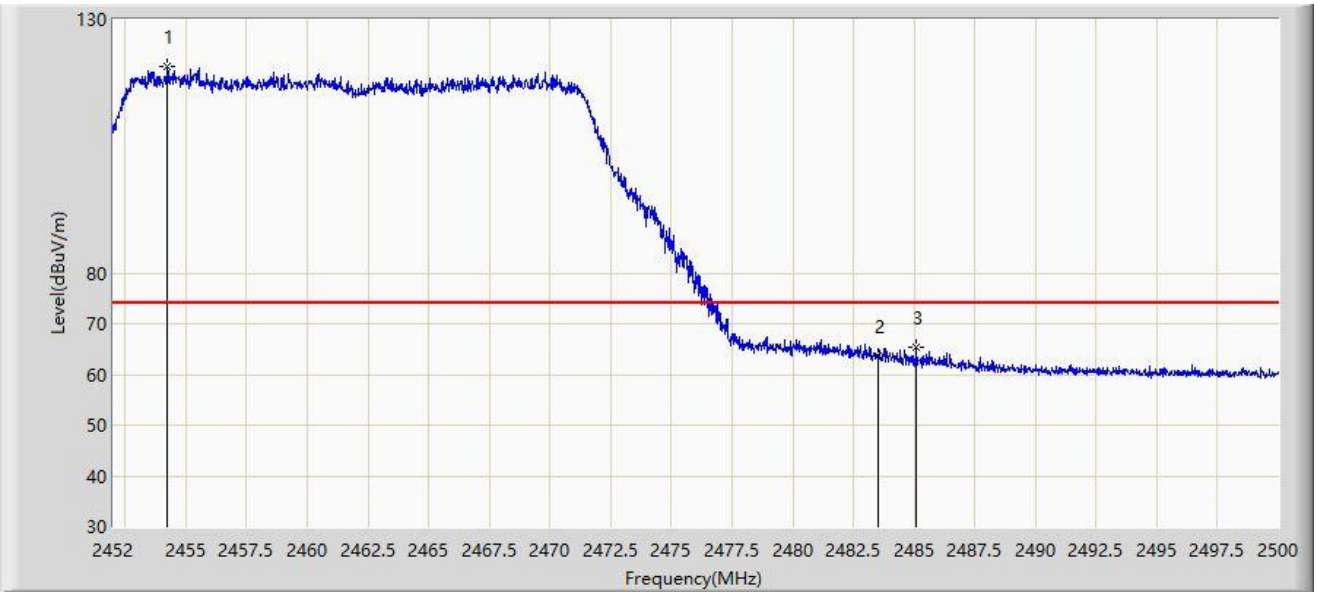

No	Mark	Frequency (MHz)	Measure Level (dBµV/m)	Reading Level (dBµV)	Margin (dB)	Limit (dBµV/m)	Factor (dB/m)	Type
1		2454.232	120.612	89.951	N/A	N/A	30.662	PK
2		2483.500	63.677	33.097	-10.323	74.000	30.580	PK
3	*	2485.096	65.306	34.723	-8.694	74.000	30.583	PK

Note 1: " * ", means this data is the worst emission level.

Note 2: Measure Level (dBµV/m) = Reading Level (dBµV) + Factor (dB/m).

Note 3: Factor (dB/m) = Cable Loss (dB) + Antenna Factor (dB/m).

Site: NS-AC1	Test Date: 2024-07-16
Limit: FCC_2.4G_RE(3m)	Engineer: Summer Tang
Probe: NS-AC1_BBHA9120D_2111_1-18GHz	Polarity: Vertical
EUT: SkyNet IAB Node	Power: By PoE
Test Mode: Transmit by 802.110 at Be-EHT20 2462MHz	

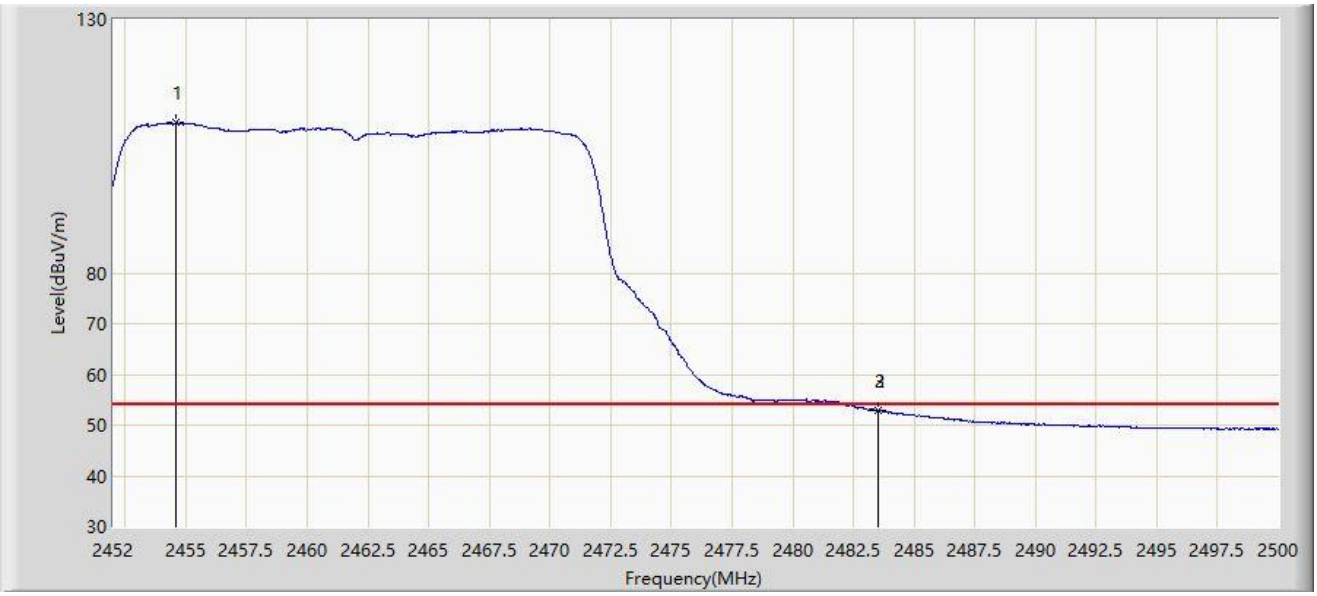

No	Mark	Frequency (MHz)	Measure Level (dBµV/m)	Reading Level (dBµV)	Margin (dB)	Limit (dBµV/m)	Factor (dB/m)	Type
1		2454.616	109.596	78.934	N/A	N/A	30.662	AV
2		2483.500	52.909	22.329	-1.091	54.000	30.580	AV
3	*	2483.512	52.953	22.373	-1.047	54.000	30.581	AV

Note 1: " * ", means this data is the worst emission level.

Note 2: Measure Level (dBµV/m) = Reading Level (dBµV) + Factor (dB/m).

Note 3: Factor (dB/m) = Cable Loss (dB) + Antenna Factor (dB/m).

Site: NS-AC1	Test Date: 2024-07-16
Limit: FCC_2.4G_RE(3m)	Engineer: Summer Tang
Probe: NS-AC1_BBHA9120D_2111_1-18GHz	Polarity: Horizontal
EUT: SkyNet IAB Node	Power: By PoE
Test Mode: Transmit by 802.110 at Be-EHT40 2422MHz	

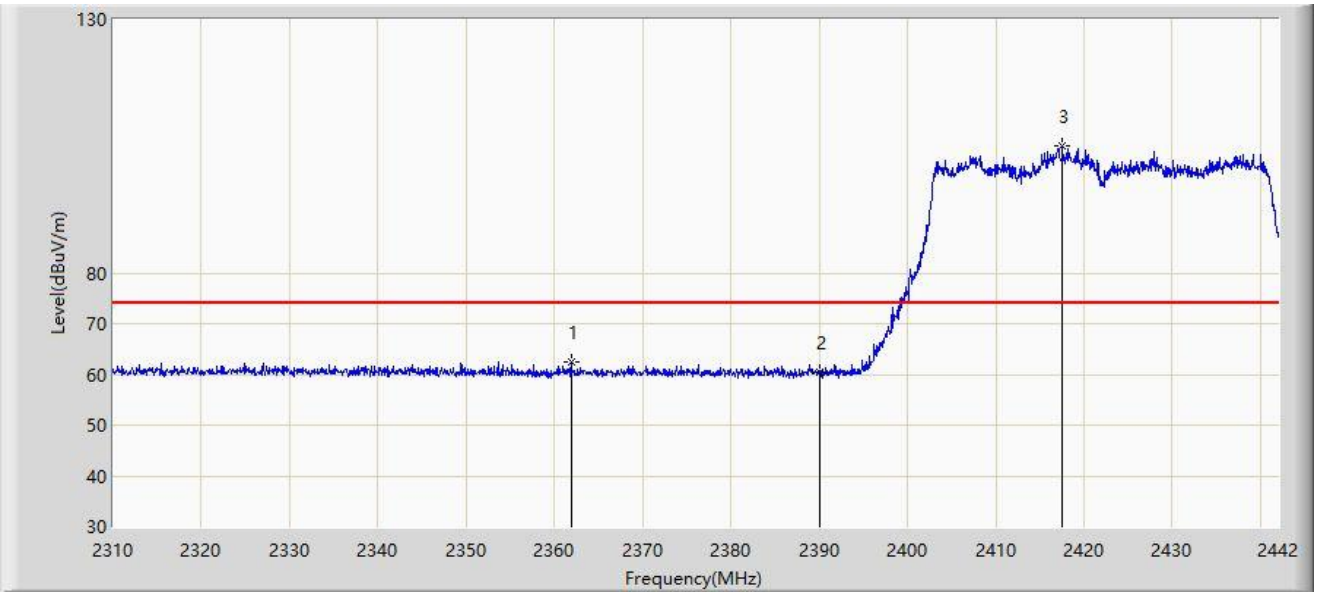

No	Mark	Frequency (MHz)	Measure Level (dBµV/m)	Reading Level (dBµV)	Margin (dB)	Limit (dBµV/m)	Factor (dB/m)	Type
1	*	2361.876	62.452	31.770	-11.548	74.000	30.683	PK
2		2390.000	60.550	29.899	-13.450	74.000	30.651	PK
3		2417.514	105.139	74.500	N/A	N/A	30.639	PK

Note 1: " * ", means this data is the worst emission level.

Note 2: Measure Level (dBµV/m) = Reading Level (dBµV) + Factor (dB/m).

Note 3: Factor (dB/m) = Cable Loss (dB) + Antenna Factor (dB/m).

Site: NS-AC1	Test Date: 2024-07-16
Limit: FCC_2.4G_RE(3m)	Engineer: Summer Tang
Probe: NS-AC1_BBHA9120D_2111_1-18GHz	Polarity: Horizontal
EUT: SkyNet IAB Node	Power: By PoE
Test Mode: Transmit by 802.110 at Be-EHT40 2422MHz	

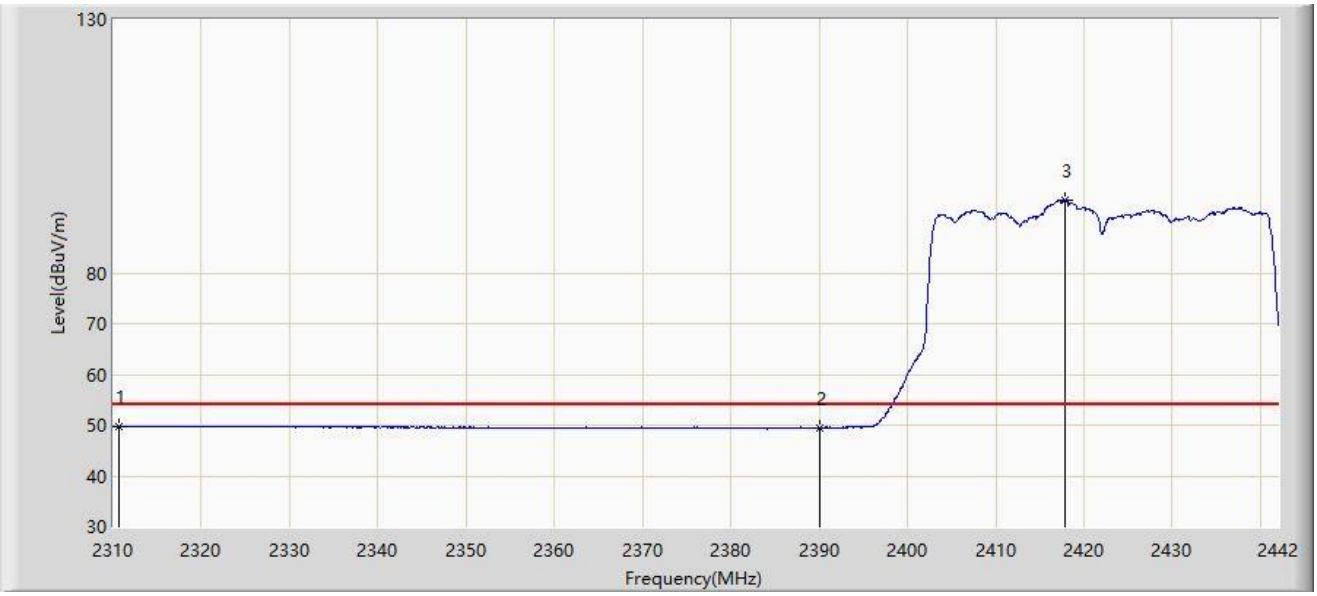

No	Mark	Frequency (MHz)	Measure Level (dBµV/m)	Reading Level (dBµV)	Margin (dB)	Limit (dBµV/m)	Factor (dB/m)	Type
1	*	2310.726	49.810	18.943	-4.190	54.000	30.867	AV
2		2390.000	49.535	18.884	-4.465	54.000	30.651	AV
3		2417.910	94.362	63.727	N/A	N/A	30.636	AV

Note 1: " * ", means this data is the worst emission level.

Note 2: Measure Level (dBµV/m) = Reading Level (dBµV) + Factor (dB/m).

Note 3: Factor (dB/m) = Cable Loss (dB) + Antenna Factor (dB/m).

Site: NS-AC1	Test Date: 2024-07-16
Limit: FCC_2.4G_RE(3m)	Engineer: Summer Tang
Probe: NS-AC1_BBHA9120D_2111_1-18GHz	Polarity: Vertical
EUT: SkyNet IAB Node	Power: By PoE
Test Mode: Transmit by 802.110 at Be-EHT40 2422MHz	

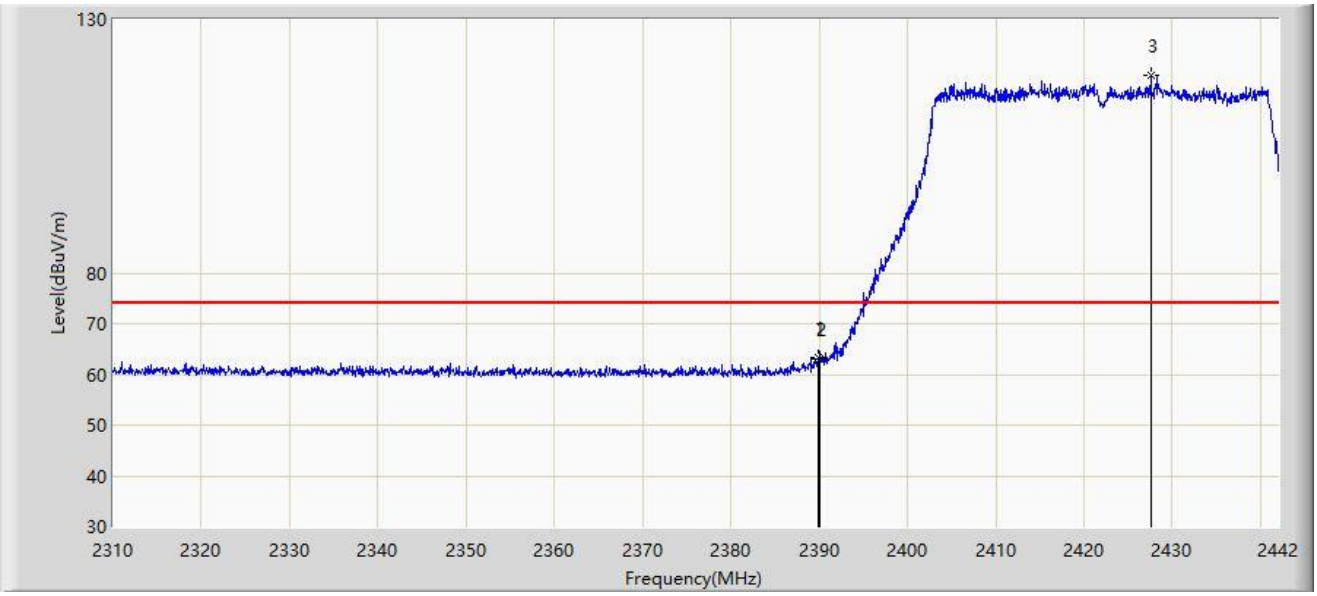

No	Mark	Frequency (MHz)	Measure Level (dBµV/m)	Reading Level (dBµV)	Margin (dB)	Limit (dBµV/m)	Factor (dB/m)	Type
1	*	2389.926	63.258	32.606	-10.742	74.000	30.652	PK
2		2390.000	63.039	32.388	-10.961	74.000	30.651	PK
3		2427.546	119.062	88.508	N/A	N/A	30.554	PK

Note 1: " * ", means this data is the worst emission level.

Note 2: Measure Level (dBµV/m) = Reading Level (dBµV) + Factor (dB/m).

Note 3: Factor (dB/m) = Cable Loss (dB) + Antenna Factor (dB/m).

Site: NS-AC1	Test Date: 2024-07-16
Limit: FCC_2.4G_RE(3m)	Engineer: Summer Tang
Probe: NS-AC1_BBHA9120D_2111_1-18GHz	Polarity: Vertical
EUT: SkyNet IAB Node	Power: By PoE
Test Mode: Transmit by 802.110 at Be-EHT40 2422MHz	

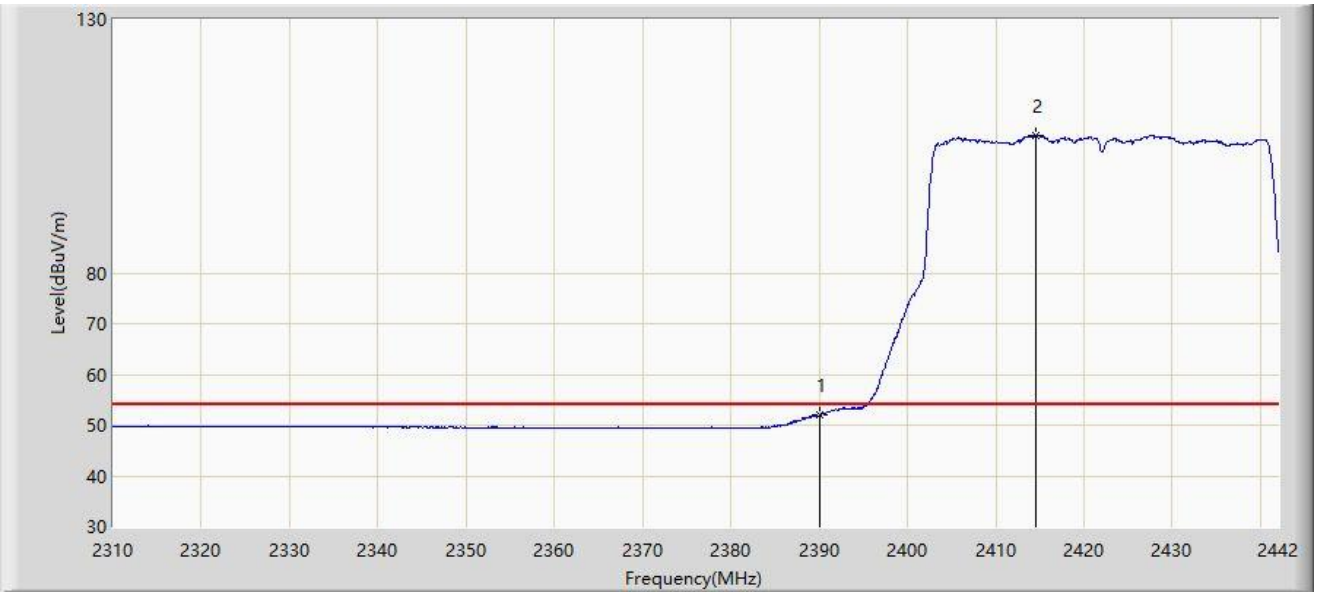

No	Mark	Frequency (MHz)	Measure Level (dBμV/m)	Reading Level (dBμV)	Margin (dB)	Limit (dBμV/m)	Factor (dB/m)	Type
1	*	2390.000	51.928	21.277	-2.072	54.000	30.651	AV
2		2414.544	107.222	76.558	N/A	N/A	30.664	AV

Note 1: " * ", means this data is the worst emission level.

Note 2: Measure Level (dBμV/m) = Reading Level (dBμV) + Factor (dB/m).

Note 3: Factor (dB/m) = Cable Loss (dB) + Antenna Factor (dB/m).

Site: NS-AC1	Test Date: 2024-07-16
Limit: FCC_2.4G_RE(3m)	Engineer: Summer Tang
Probe: NS-AC1_BBHA9120D_2111_1-18GHz	Polarity: Horizontal
EUT: SkyNet IAB Node	Power: By PoE
Test Mode: Transmit by 802.110 at Be-EHT40 2437MHz	

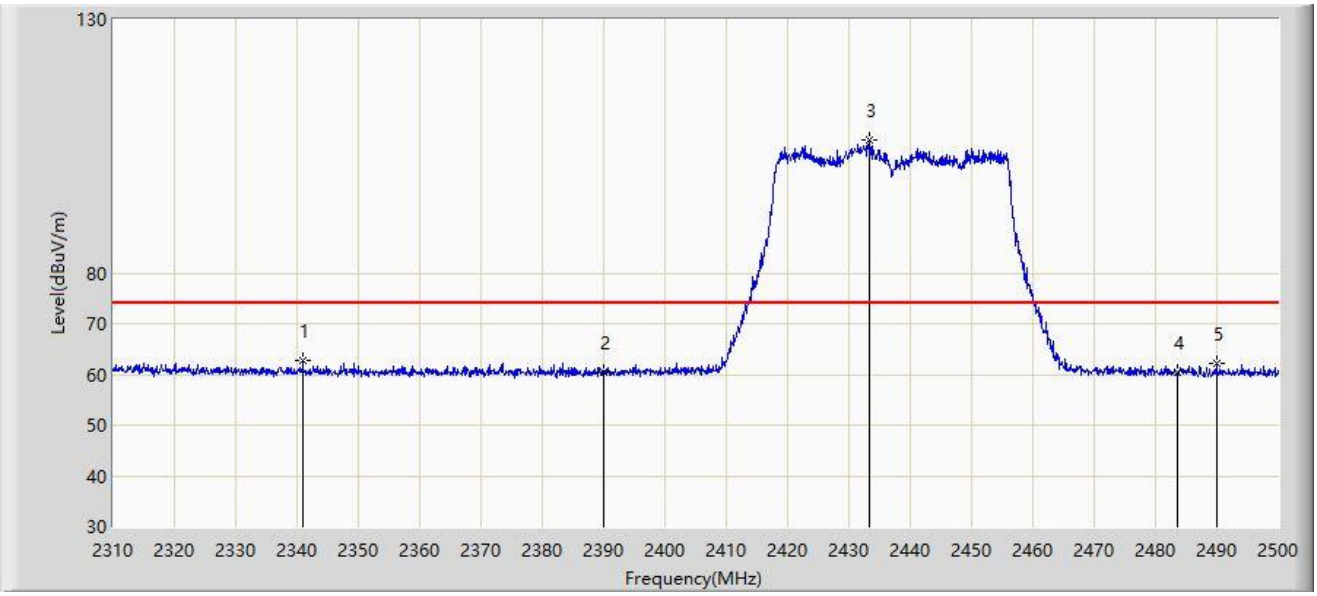

No	Mark	Frequency (MHz)	Measure Level (dBµV/m)	Reading Level (dBµV)	Margin (dB)	Limit (dBµV/m)	Factor (dB/m)	Type
1	*	2340.970	62.783	31.965	-11.217	74.000	30.818	PK
2		2390.000	60.502	29.851	-13.498	74.000	30.651	PK
3		2433.215	106.253	75.674	N/A	N/A	30.578	PK
4		2483.500	60.301	29.721	-13.699	74.000	30.580	PK
5		2489.930	62.246	31.657	-11.754	74.000	30.590	PK

Note 1: " * ", means this data is the worst emission level.

Note 2: Measure Level (dBµV/m) = Reading Level (dBµV) + Factor (dB/m).

Note 3: Factor (dB/m) = Cable Loss (dB) + Antenna Factor (dB/m).

Site: NS-AC1	Test Date: 2024-07-16
Limit: FCC_2.4G_RE(3m)	Engineer: Summer Tang
Probe: NS-AC1_BBHA9120D_2111_1-18GHz	Polarity: Horizontal
EUT: SkyNet IAB Node	Power: By PoE
Test Mode: Transmit by 802.110 at Be-EHT40 2437MHz	

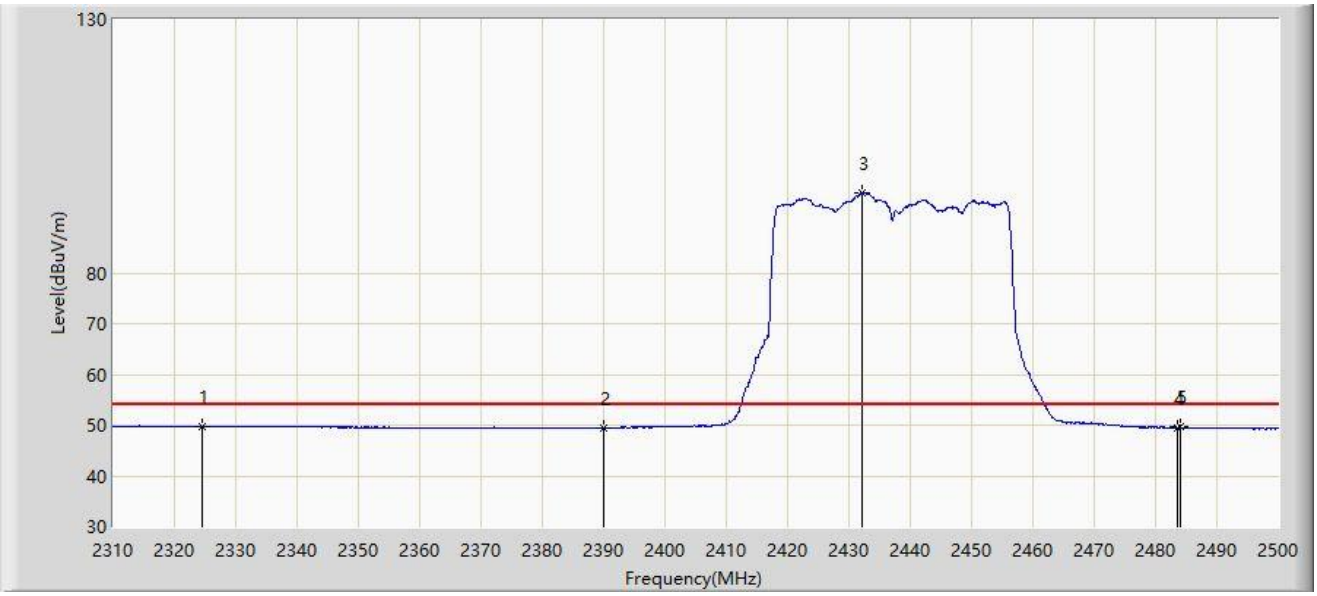

No	Mark	Frequency (MHz)	Measure Level (dBµV/m)	Reading Level (dBµV)	Margin (dB)	Limit (dBµV/m)	Factor (dB/m)	Type
1	*	2324.630	49.852	18.987	-4.148	54.000	30.865	AV
2		2390.000	49.443	18.792	-4.557	54.000	30.651	AV
3		2432.075	95.767	65.194	N/A	N/A	30.572	AV
4		2483.500	49.430	18.850	-4.570	54.000	30.580	AV
5		2484.040	49.580	18.999	-4.420	54.000	30.581	AV

Note 1: " * ", means this data is the worst emission level.

Note 2: Measure Level (dBµV/m) = Reading Level (dBµV) + Factor (dB/m).

Note 3: Factor (dB/m) = Cable Loss (dB) + Antenna Factor (dB/m).

Site: NS-AC1	Test Date: 2024-07-16
Limit: FCC_2.4G_RE(3m)	Engineer: Summer Tang
Probe: NS-AC1_BBHA9120D_2111_1-18GHz	Polarity: Vertical
EUT: SkyNet IAB Node	Power: By PoE
Test Mode: Transmit by 802.110 at Be-EHT40 2437MHz	

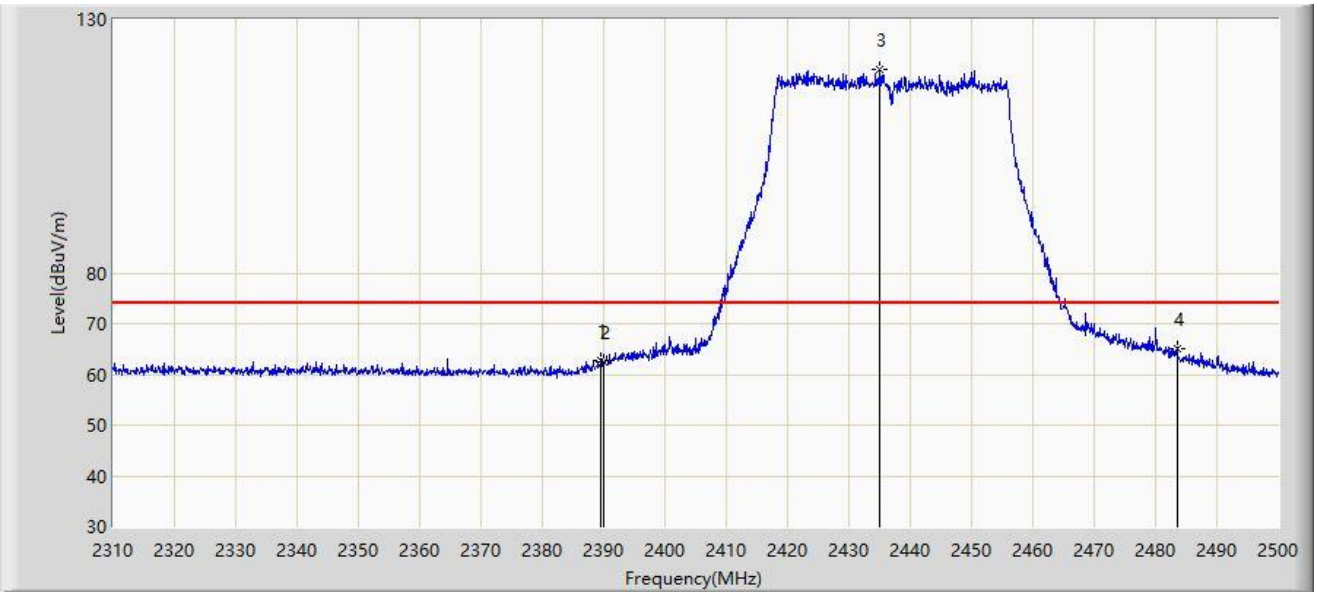

No	Mark	Frequency (MHz)	Measure Level (dBµV/m)	Reading Level (dBµV)	Margin (dB)	Limit (dBµV/m)	Factor (dB/m)	Type
1		2389.515	62.804	32.149	-11.196	74.000	30.656	PK
2		2390.000	62.388	31.737	-11.612	74.000	30.651	PK
3		2435.115	120.036	89.447	N/A	N/A	30.590	PK
4	*	2483.500	64.973	34.393	-9.027	74.000	30.580	PK

Note 1: " * ", means this data is the worst emission level.

Note 2: Measure Level (dBµV/m) = Reading Level (dBµV) + Factor (dB/m).

Note 3: Factor (dB/m) = Cable Loss (dB) + Antenna Factor (dB/m).

Site: NS-AC1	Test Date: 2024-07-16
Limit: FCC_2.4G_RE(3m)	Engineer: Summer Tang
Probe: NS-AC1_BBHA9120D_2111_1-18GHz	Polarity: Vertical
EUT: SkyNet IAB Node	Power: By PoE
Test Mode: Transmit by 802.110 at Be-EHT40 2437MHz	

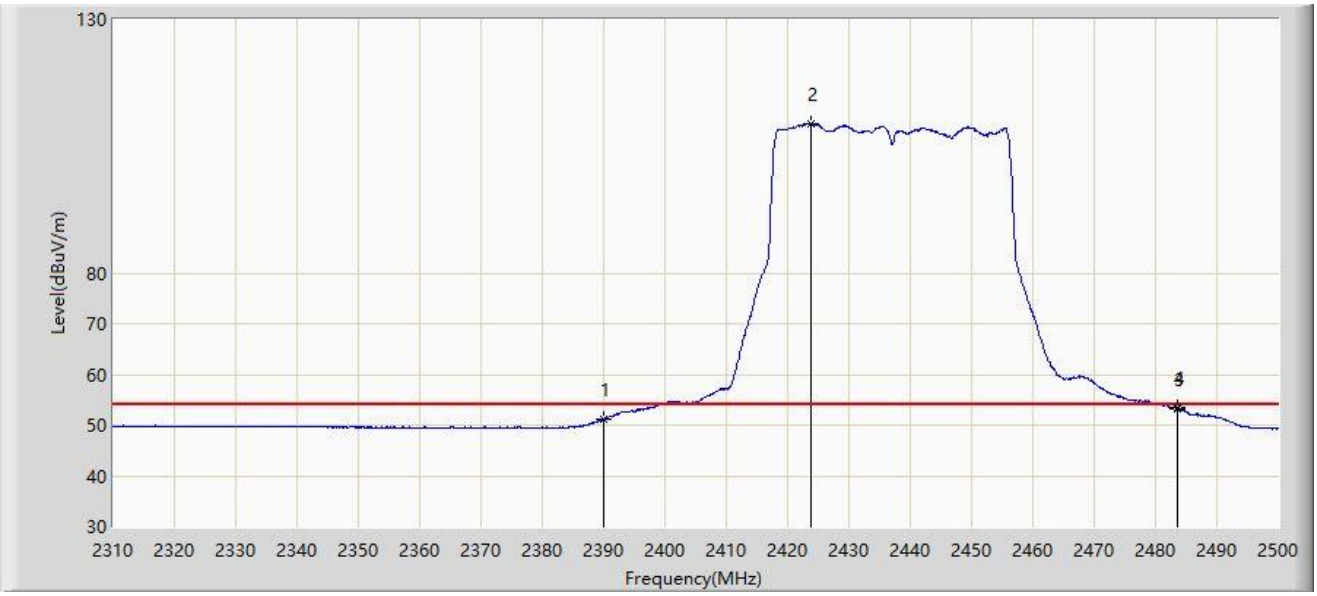

No	Mark	Frequency (MHz)	Measure Level (dBµV/m)	Reading Level (dBµV)	Margin (dB)	Limit (dBµV/m)	Factor (dB/m)	Type
1		2390.000	51.229	20.578	-2.771	54.000	30.651	AV
2		2423.905	109.483	78.898	N/A	N/A	30.585	AV
3		2483.500	53.333	22.753	-0.667	54.000	30.580	AV
4	*	2483.660	53.368	22.787	-0.632	54.000	30.581	AV

Note 1: " * ", means this data is the worst emission level.

Note 2: Measure Level (dBµV/m) = Reading Level (dBµV) + Factor (dB/m).

Note 3: Factor (dB/m) = Cable Loss (dB) + Antenna Factor (dB/m).

Site: NS-AC1	Test Date: 2024-07-16
Limit: FCC_2.4G_RE(3m)	Engineer: Summer Tang
Probe: NS-AC1_BBHA9120D_2111_1-18GHz	Polarity: Horizontal
EUT: SkyNet IAB Node	Power: By PoE
Test Mode: Transmit by 802.110 at Be-EHT40 2447MHz	

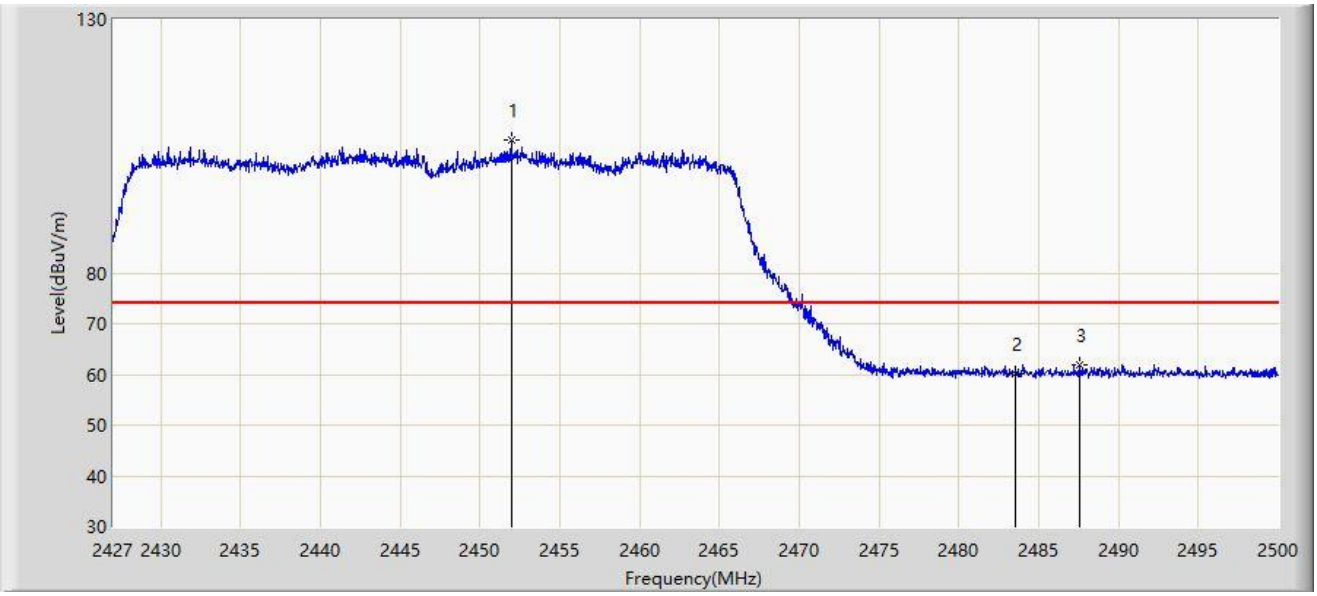

No	Mark	Frequency (MHz)	Measure Level (dBµV/m)	Reading Level (dBµV)	Margin (dB)	Limit (dBµV/m)	Factor (dB/m)	Type
1		2451.929	106.171	75.514	N/A	N/A	30.657	PK
2		2483.500	60.256	29.676	-13.744	74.000	30.580	PK
3	*	2487.553	61.995	31.409	-12.005	74.000	30.587	PK

Note 1: " * ", means this data is the worst emission level.

Note 2: Measure Level (dBµV/m) = Reading Level (dBµV) + Factor (dB/m).

Note 3: Factor (dB/m) = Cable Loss (dB) + Antenna Factor (dB/m).

Site: NS-AC1	Test Date: 2024-07-16
Limit: FCC_2.4G_RE(3m)	Engineer: Summer Tang
Probe: NS-AC1_BBHA9120D_2111_1-18GHz	Polarity: Horizontal
EUT: SkyNet IAB Node	Power: By PoE
Test Mode: Transmit by 802.110 at Be-EHT40 2447MHz	

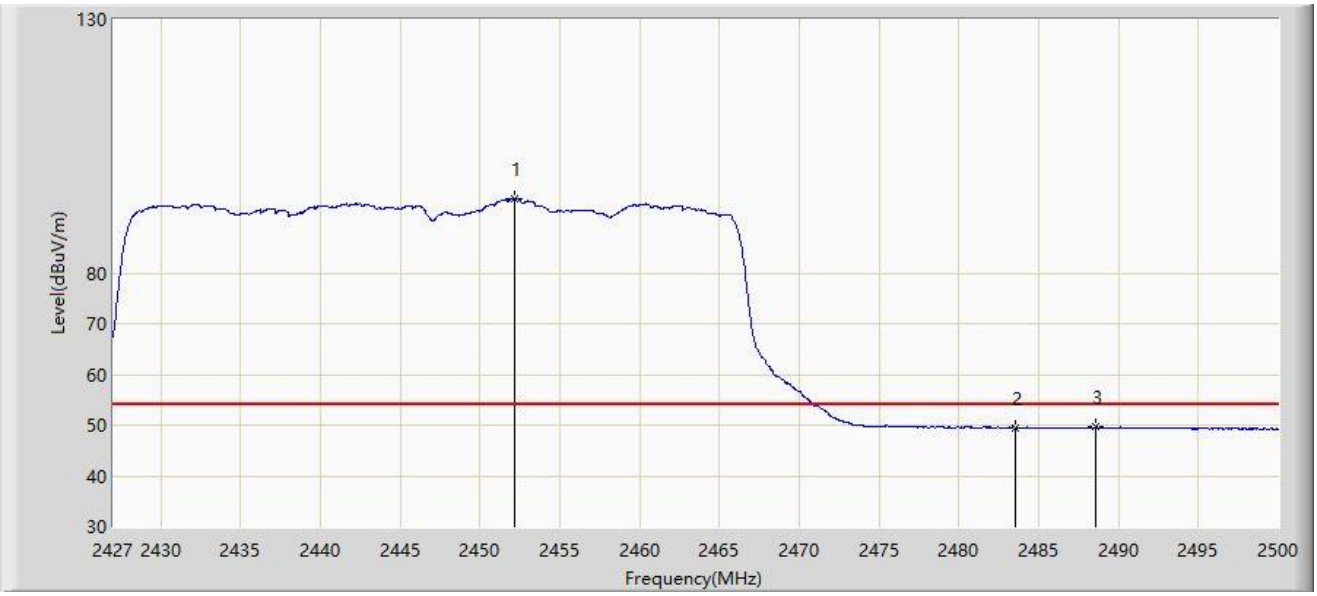

No	Mark	Frequency (MHz)	Measure Level (dBµV/m)	Reading Level (dBµV)	Margin (dB)	Limit (dBµV/m)	Factor (dB/m)	Type
1		2452.185	94.657	63.999	N/A	N/A	30.658	AV
2		2483.500	49.543	18.963	-4.457	54.000	30.580	AV
3	*	2488.575	49.673	19.085	-4.327	54.000	30.588	AV

Note 1: " * ", means this data is the worst emission level.

Note 2: Measure Level (dBµV/m) = Reading Level (dBµV) + Factor (dB/m).

Note 3: Factor (dB/m) = Cable Loss (dB) + Antenna Factor (dB/m).

Site: NS-AC1	Test Date: 2024-07-16
Limit: FCC_2.4G_RE(3m)	Engineer: Summer Tang
Probe: NS-AC1_BBHA9120D_2111_1-18GHz	Polarity: Vertical
EUT: SkyNet IAB Node	Power: By PoE
Test Mode: Transmit by 802.110 at Be-EHT40 2447MHz	

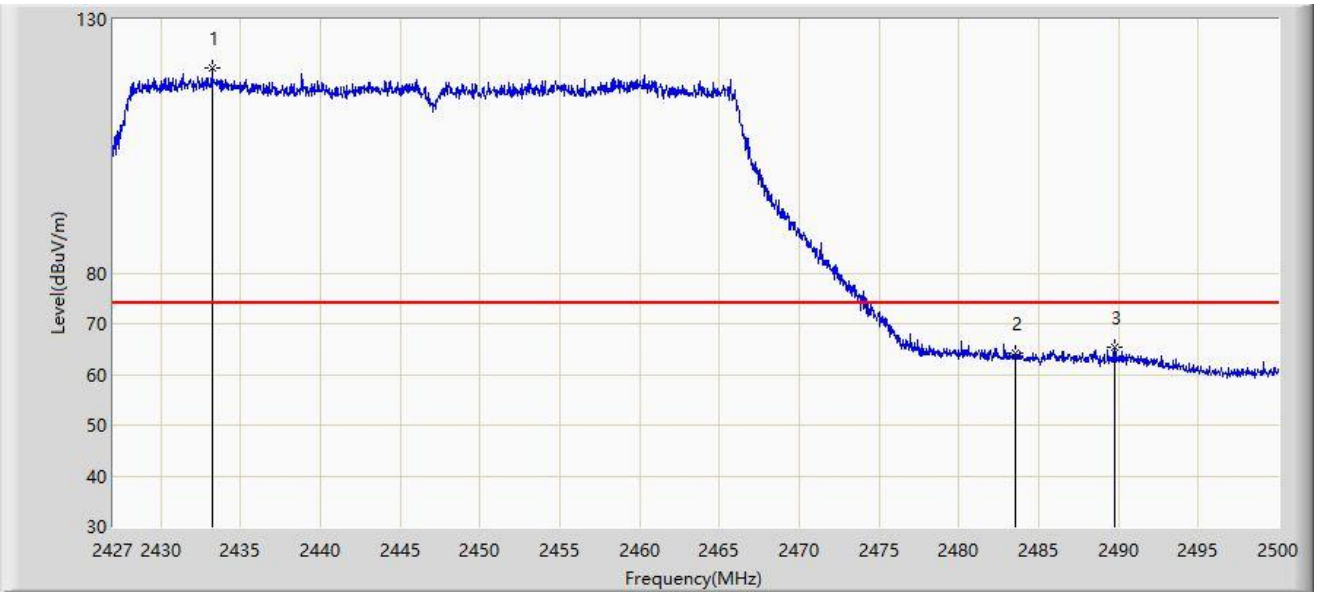

No	Mark	Frequency (MHz)	Measure Level (dBµV/m)	Reading Level (dBµV)	Margin (dB)	Limit (dBµV/m)	Factor (dB/m)	Type
1		2433.205	120.508	89.929	N/A	N/A	30.578	PK
2		2483.500	64.089	33.509	-9.911	74.000	30.580	PK
3	*	2489.743	65.393	34.804	-8.607	74.000	30.589	PK

Note 1: " * ", means this data is the worst emission level.

Note 2: Measure Level (dBµV/m) = Reading Level (dBµV) + Factor (dB/m).

Note 3: Factor (dB/m) = Cable Loss (dB) + Antenna Factor (dB/m).

Site: NS-AC1	Test Date: 2024-07-16
Limit: FCC_2.4G_RE(3m)	Engineer: Summer Tang
Probe: NS-AC1_BBHA9120D_2111_1-18GHz	Polarity: Vertical
EUT: SkyNet IAB Node	Power: By PoE
Test Mode: Transmit by 802.110 at Be-EHT40 2447MHz	

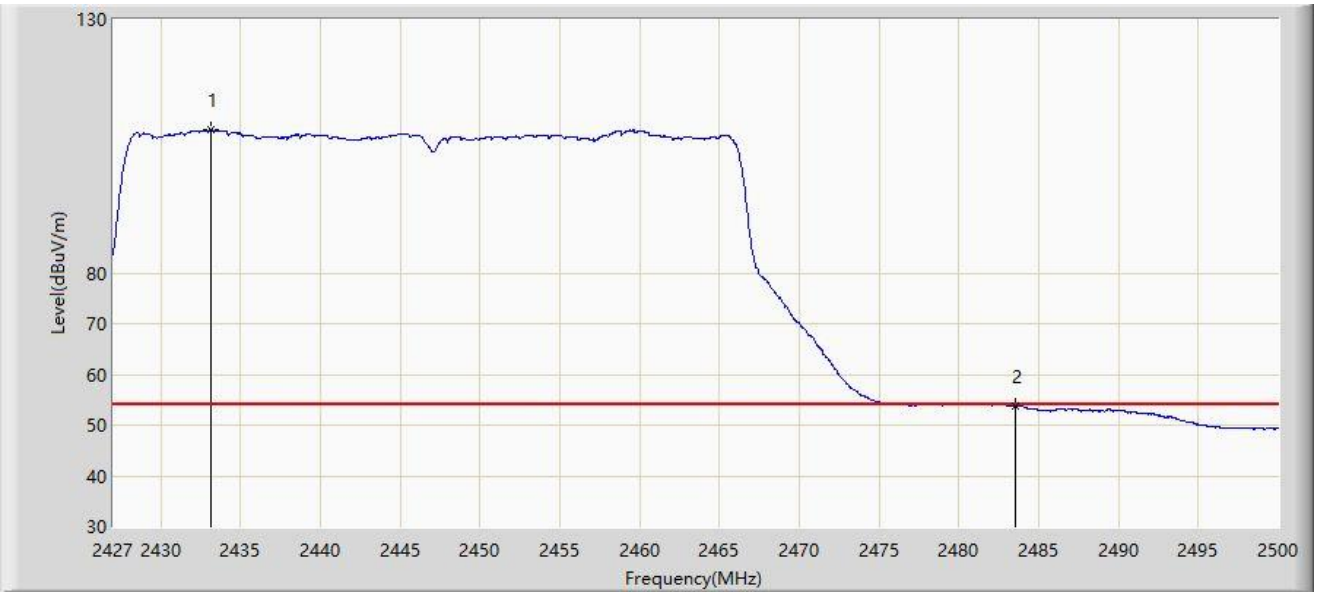

No	Mark	Frequency (MHz)	Measure Level (dBµV/m)	Reading Level (dBµV)	Margin (dB)	Limit (dBµV/m)	Factor (dB/m)	Type
1		2433.095	108.194	77.616	N/A	N/A	30.578	AV
2	*	2483.500	53.841	23.261	-0.159	54.000	30.580	AV

Note 1: " * ", means this data is the worst emission level.

Note 2: Measure Level (dBµV/m) = Reading Level (dBµV) + Factor (dB/m).

Note 3: Factor (dB/m) = Cable Loss (dB) + Antenna Factor (dB/m).

Site: NS-AC1	Test Date: 2024-07-16
Limit: FCC_2.4G_RE(3m)	Engineer: Summer Tang
Probe: NS-AC1_BBHA9120D_2111_1-18GHz	Polarity: Horizontal
EUT: SkyNet IAB Node	Power: By PoE
Test Mode: Transmit by 802.110 at Be-EHT40 2452MHz	

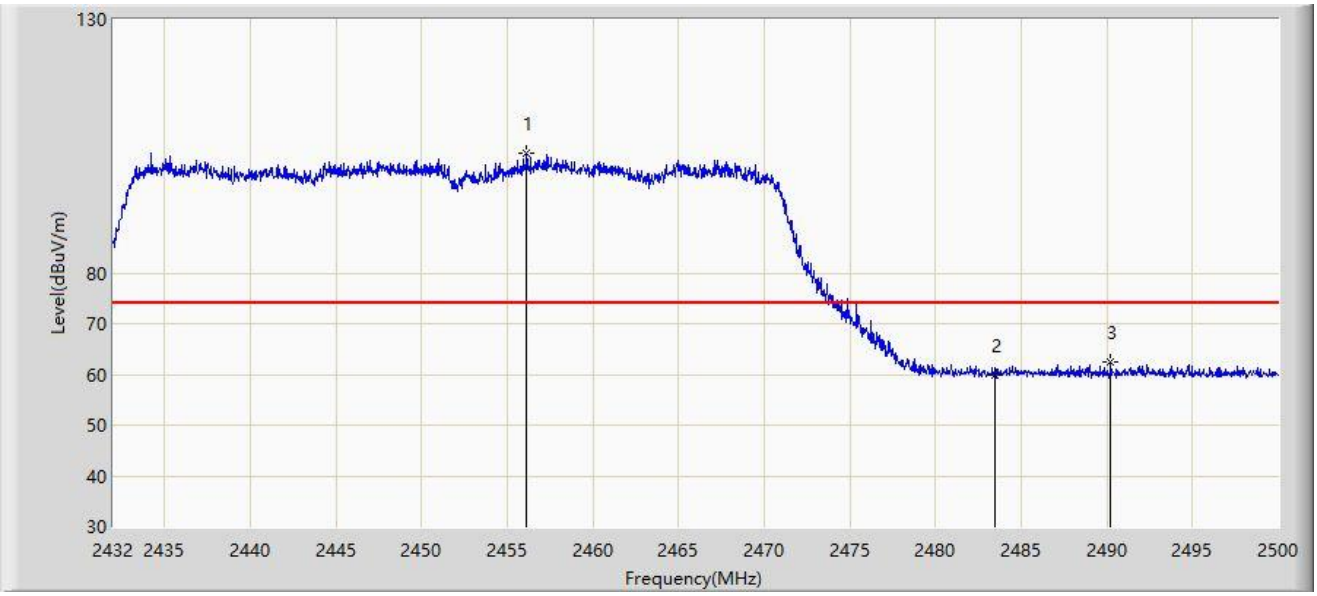

No	Mark	Frequency (MHz)	Measure Level (dBµV/m)	Reading Level (dBµV)	Margin (dB)	Limit (dBµV/m)	Factor (dB/m)	Type
1		2456.140	103.764	73.099	N/A	N/A	30.665	PK
2		2483.500	59.878	29.298	-14.122	74.000	30.580	PK
3	*	2490.242	62.423	31.833	-11.577	74.000	30.590	PK

Note 1: " * ", means this data is the worst emission level.

Note 2: Measure Level (dBµV/m) = Reading Level (dBµV) + Factor (dB/m).

Note 3: Factor (dB/m) = Cable Loss (dB) + Antenna Factor (dB/m).

Site: NS-AC1	Test Date: 2024-07-16
Limit: FCC_2.4G_RE(3m)	Engineer: Summer Tang
Probe: NS-AC1_BBHA9120D_2111_1-18GHz	Polarity: Horizontal
EUT: SkyNet IAB Node	Power: By PoE
Test Mode: Transmit by 802.110 at Be-EHT40 2452MHz	

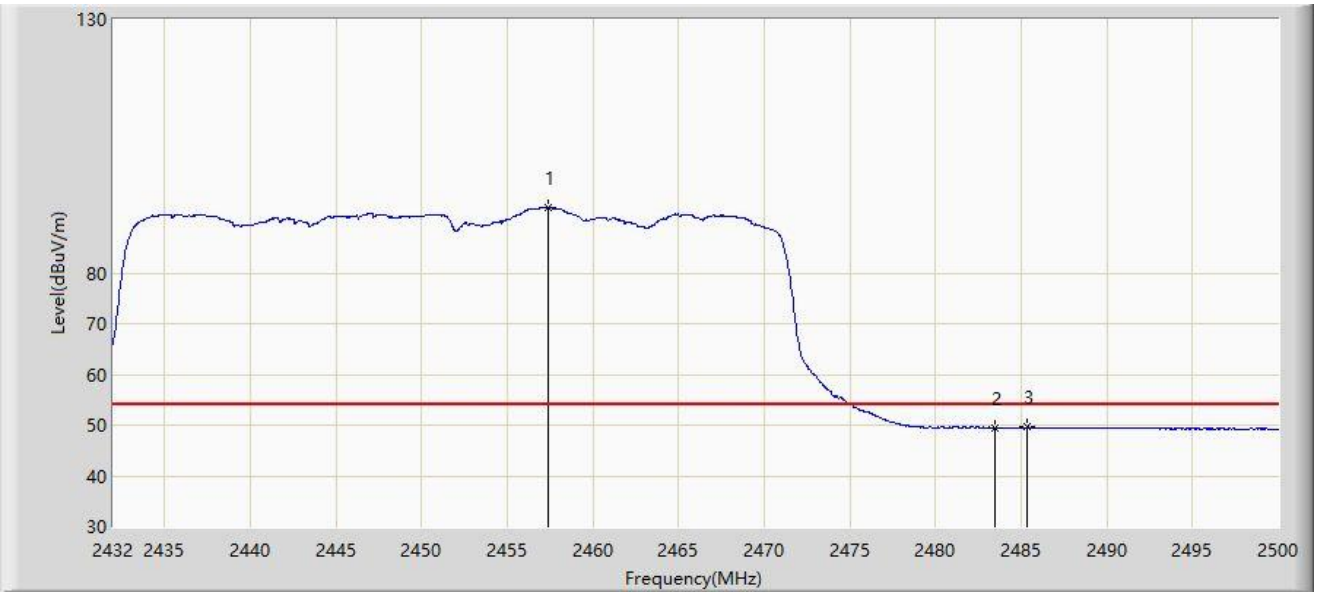

No	Mark	Frequency (MHz)	Measure Level (dBμV/m)	Reading Level (dBμV)	Margin (dB)	Limit (dBμV/m)	Factor (dB/m)	Type
1		2457.364	92.986	62.319	N/A	N/A	30.668	AV
2		2483.500	49.535	18.955	-4.465	54.000	30.580	AV
3	*	2485.380	49.652	19.069	-4.348	54.000	30.583	AV

Note 1: " * ", means this data is the worst emission level.

Note 2: Measure Level (dBμV/m) = Reading Level (dBμV) + Factor (dB/m).

Note 3: Factor (dB/m) = Cable Loss (dB) + Antenna Factor (dB/m).

Site: NS-AC1	Test Date: 2024-07-16
Limit: FCC_2.4G_RE(3m)	Engineer: Summer Tang
Probe: NS-AC1_BBHA9120D_2111_1-18GHz	Polarity: Vertical
EUT: SkyNet IAB Node	Power: By PoE
Test Mode: Transmit by 802.110 at Be-EHT40 2452MHz	

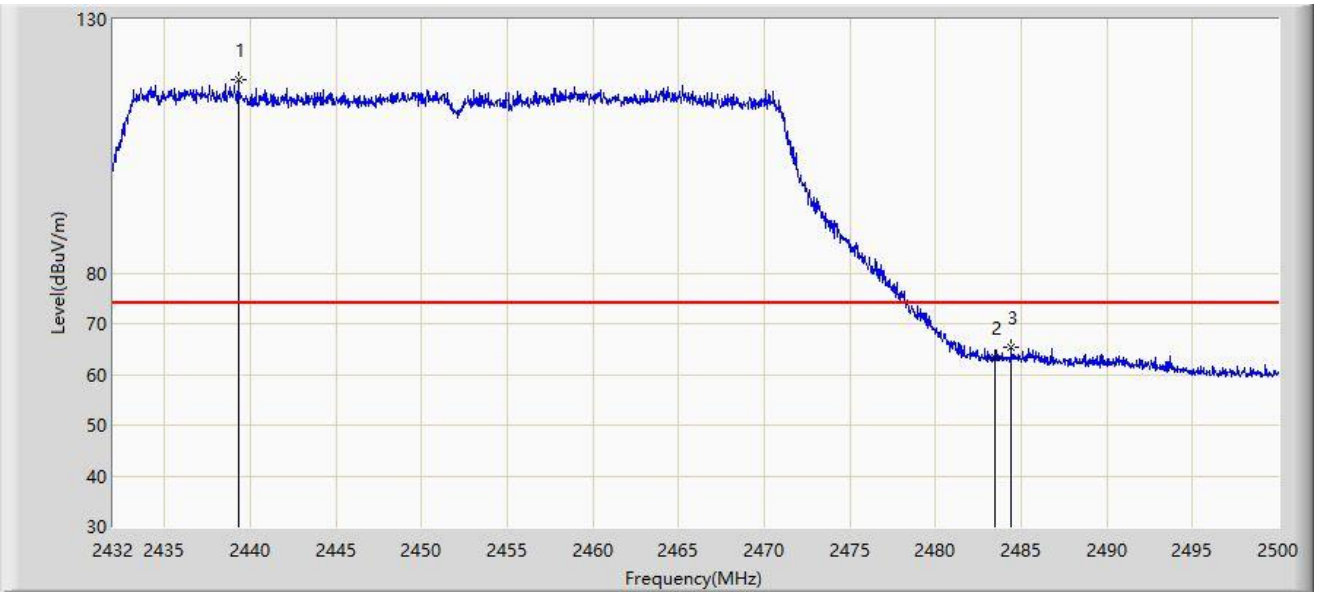

No	Mark	Frequency (MHz)	Measure Level (dBµV/m)	Reading Level (dBµV)	Margin (dB)	Limit (dBµV/m)	Factor (dB/m)	Type
1		2439.310	118.056	87.443	N/A	N/A	30.613	PK
2		2483.500	63.208	32.628	-10.792	74.000	30.580	PK
3	*	2484.428	65.238	34.656	-8.762	74.000	30.581	PK

Note 1: " * ", means this data is the worst emission level.

Note 2: Measure Level (dBµV/m) = Reading Level (dBµV) + Factor (dB/m).

Note 3: Factor (dB/m) = Cable Loss (dB) + Antenna Factor (dB/m).

Site: NS-AC1	Test Date: 2024-07-16
Limit: FCC_2.4G_RE(3m)	Engineer: Summer Tang
Probe: NS-AC1_BBHA9120D_2111_1-18GHz	Polarity: Vertical
EUT: SkyNet IAB Node	Power: By PoE
Test Mode: Transmit by 802.110 at Be-EHT40 2452MHz	

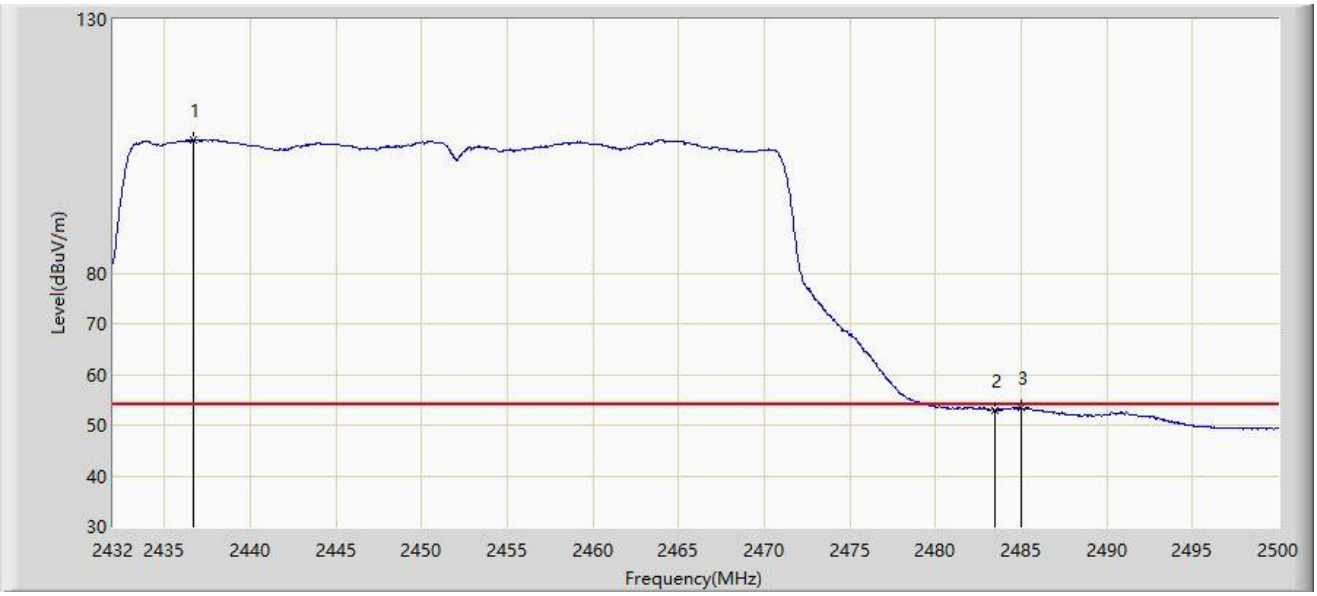

No	Mark	Frequency (MHz)	Measure Level (dBµV/m)	Reading Level (dBµV)	Margin (dB)	Limit (dBµV/m)	Factor (dB/m)	Type
1		2436.692	106.237	75.639	N/A	N/A	30.598	AV
2		2483.500	52.919	22.339	-1.081	54.000	30.580	AV
3	*	2484.972	53.451	22.869	-0.549	54.000	30.582	AV

Note 1: " * ", means this data is the worst emission level.

Note 2: Measure Level (dBµV/m) = Reading Level (dBµV) + Factor (dB/m).

Note 3: Factor (dB/m) = Cable Loss (dB) + Antenna Factor (dB/m).

A.8 AC Conducted Emissions Test Result

Site: NS-SR2	Test Date: 2024-07-29
Temperature: 25.4°C	Humidity: 55.1%
Limit: FCC_Part15.207_CE_AC Power	Engineer: Flag Yang
Probe: ENV216_102494_0.009MHz~30MHz-E	Polarity: Line
EUT: SkyNet IAB Node	Power: AC 120V/60Hz
Test Mode: Transmit by 802.11 at be-EHT20 2437MHz	

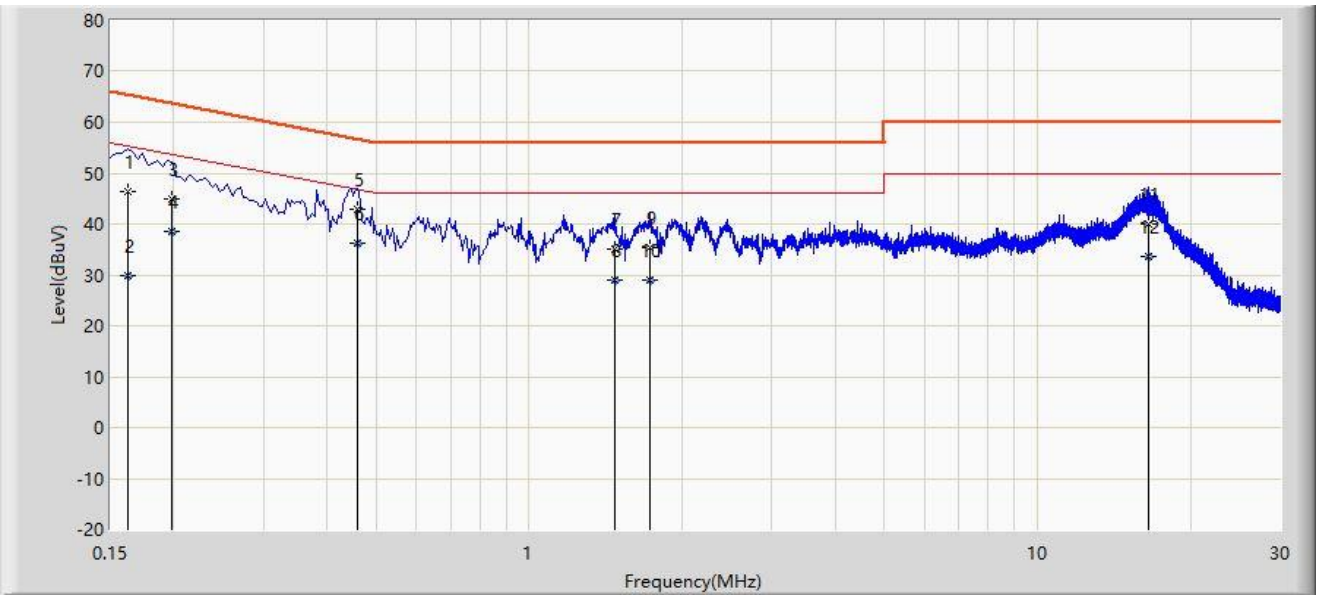

No	Mark	Frequency (MHz)	Measure Level (dBμV)	Reading Level (dBμV)	Margin (dB)	Limit (dBμV)	Factor (dB)	Type
1		0.162	46.377	36.544	-18.984	65.361	9.833	QP
2		0.162	29.965	20.132	-25.396	55.361	9.833	AV
3		0.198	44.891	35.064	-18.803	63.694	9.827	QP
4		0.198	38.568	28.741	-15.126	53.694	9.827	AV
5		0.458	42.904	33.060	-13.825	56.729	9.844	QP
6	*	0.458	36.160	26.316	-10.569	46.729	9.844	AV
7		1.470	35.108	25.180	-20.892	56.000	9.927	QP
8		1.470	28.932	19.005	-17.068	46.000	9.927	AV
9		1.730	35.406	25.455	-20.594	56.000	9.952	QP
10		1.730	28.851	18.899	-17.149	46.000	9.952	AV
11		16.542	40.129	29.068	-19.871	60.000	11.060	QP
12		16.542	33.494	22.433	-16.506	50.000	11.060	AV

Note 1: " * ", means this data is the worst emission level.

Note 2: Measure Level (dBμV) = Reading Level (dBμV) + Factor (dB).

Note 3: Factor (dB) = Cable Loss (dB) + LISN Factor (dB).

Site: NS-SR2	Test Date: 2024-07-29
Temperature: 25.4°C	Humidity: 55.1%
Limit: FCC_Part15.207_CE_AC Power	Engineer: Flag Yang
Probe: ENV216_102494_0.009MHz~30MHz-E	Polarity: Neutral
EUT: SkyNet IAB Node	Power: AC 120V/60Hz
Test Mode: Transmit by 802.11 at be-EHT20 2437MHz	

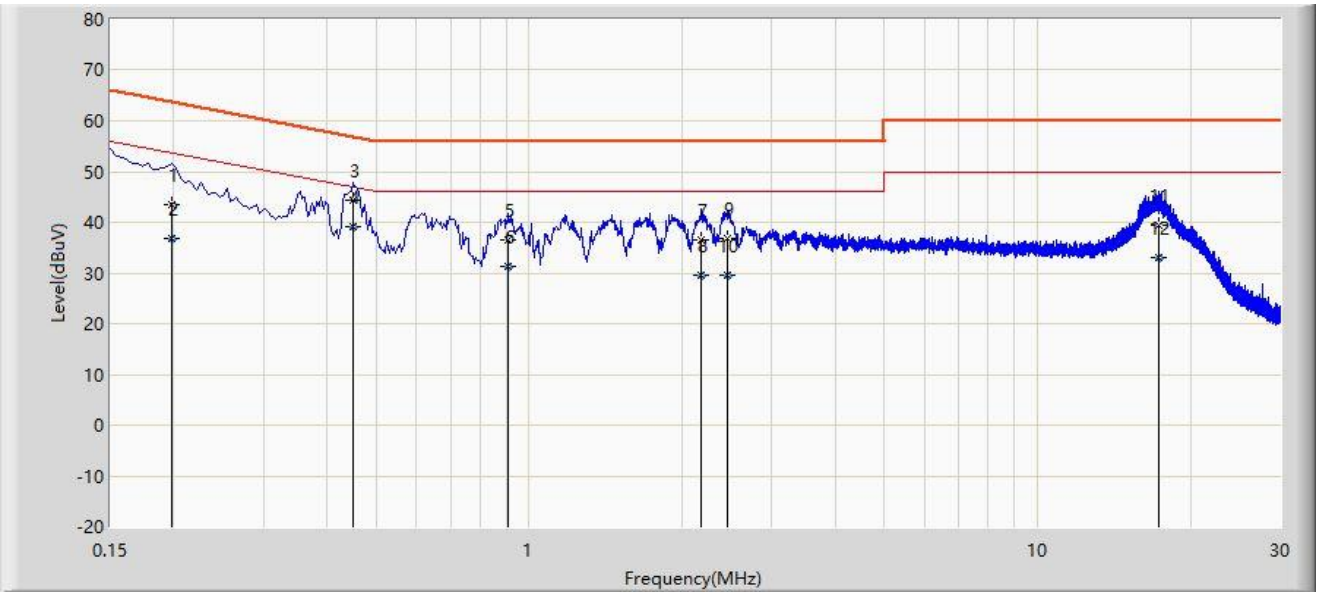

No	Mark	Frequency (MHz)	Measure Level (dBμV)	Reading Level (dBμV)	Margin (dB)	Limit (dBμV)	Factor (dB)	Type
1		0.198	43.337	33.499	-20.357	63.694	9.838	QP
2		0.198	36.909	27.070	-16.785	53.694	9.838	AV
3		0.450	44.204	34.341	-12.671	56.875	9.863	QP
4	*	0.450	39.081	29.218	-7.794	46.875	9.863	AV
5		0.910	36.506	26.594	-19.494	56.000	9.912	QP
6		0.910	31.351	21.439	-14.649	46.000	9.912	AV
7		2.182	36.665	26.623	-19.335	56.000	10.042	QP
8		2.182	29.421	19.379	-16.579	46.000	10.042	AV
9		2.458	36.836	26.768	-19.164	56.000	10.068	QP
10		2.458	29.480	19.412	-16.520	46.000	10.068	AV
11		17.338	39.418	28.183	-20.582	60.000	11.235	QP
12		17.338	33.146	21.911	-16.854	50.000	11.235	AV

Note 1: " * ", means this data is the worst emission level.

Note 2: Measure Level (dBμV) = Reading Level (dBμV) + Factor (dB).

Note 3: Factor (dB) = Cable Loss (dB) + LISN Factor (dB).

Appendix B – Test Setup Photograph

Refer to “2407RSU001-UT” file.

Appendix C – EUT Photograph

Refer to “2407RSU001-UE” file.

The End