Site: NS-AC1	Test Date: 2024-08-08
Limit: FCC_5G_RE(3m)	Engineer: Ted Chen
Probe: NS-AC1_BBHA9120D_2111_1-18GHz	Polarity: Vertical
EUT: SkyNet IAB Node	Power: By PoE
Test Mode: Transmit by 802.11ac-VHT80 at 5210MHz	

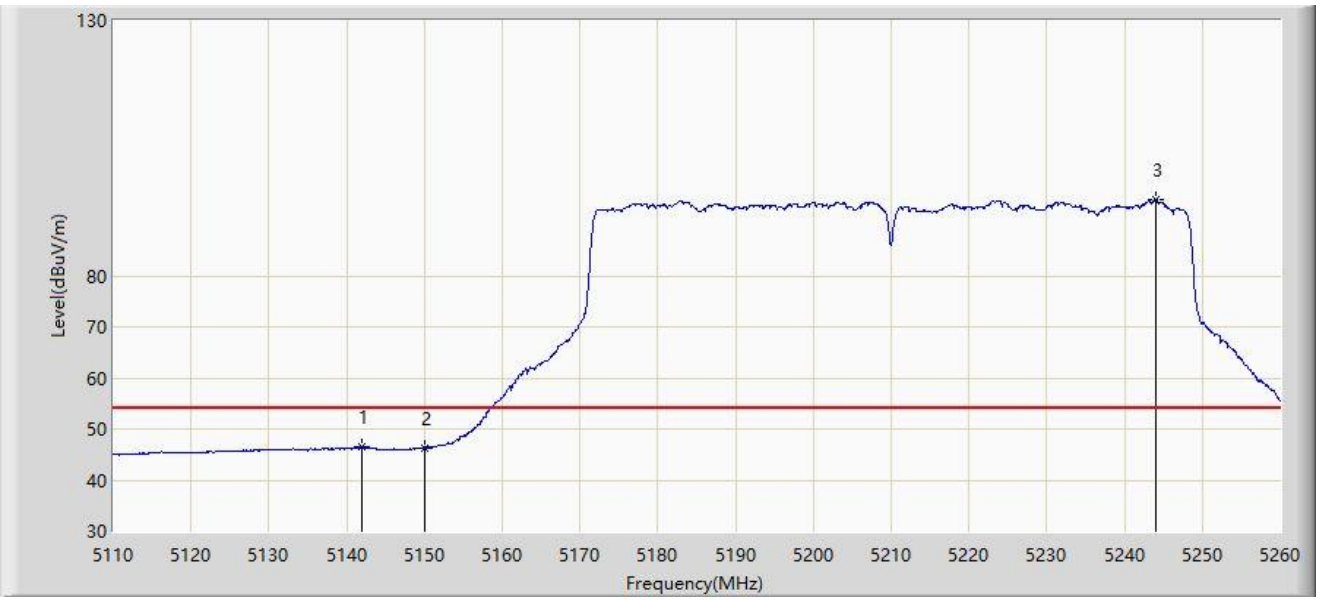

No	Mark	Frequency (MHz)	Measure Level (dBµV/m)	Reading Level (dBµV)	Margin (dB)	Limit (dBµV/m)	Factor (dB/m)	Type
1	*	5142.025	46.571	42.325	-7.429	54.000	4.246	AV
2		5150.000	46.303	42.113	-7.697	54.000	4.189	AV
3		5243.950	94.924	91.360	N/A	N/A	3.564	AV

Note 1: " * ", means this data is the worst emission level.

Note 2: Measure Level (dBµV/m) = Reading Level (dBµV) + Factor (dB/m).

Note 3: Factor (dB/m) = Cable Loss (dB) + Antenna Factor (dB/m) - Pre_Amplifier Gain (dB).

Site: NS-AC1	Test Date: 2024-08-08
Limit: FCC_5G_RE(3m)	Engineer: Ted Chen
Probe: NS-AC1_BBHA9120D_2111_1-18GHz	Polarity: Horizontal
EUT: SkyNet IAB Node	Power: By PoE
Test Mode: Transmit by 802.11ac-VHT80 at 5290MHz	

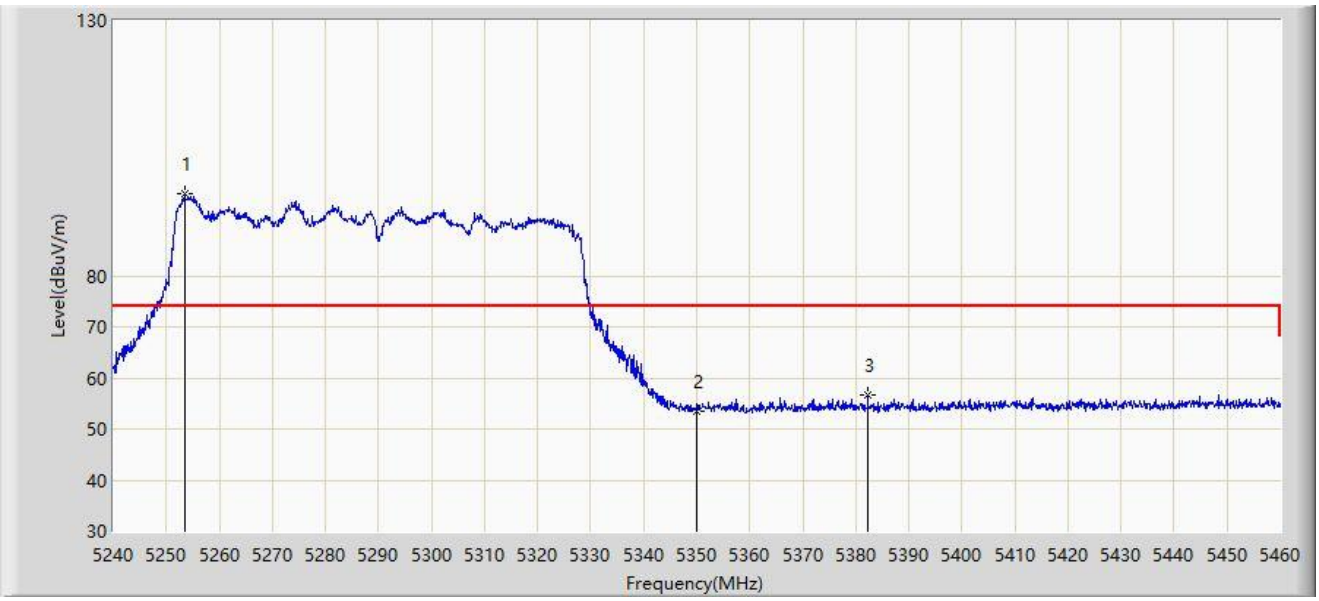

No	Mark	Frequency (MHz)	Measure Level (dBµV/m)	Reading Level (dBµV)	Margin (dB)	Limit (dBµV/m)	Factor (dB/m)	Type
1		5253.420	96.067	92.572	N/A	N/A	3.495	PK
2		5350.000	53.591	50.780	-20.409	74.000	2.811	PK
3	*	5382.230	56.601	53.938	-17.399	74.000	2.663	PK

Note 1: " * ", means this data is the worst emission level.

Note 2: Measure Level (dBµV/m) = Reading Level (dBµV) + Factor (dB/m).

Note 3: Factor (dB/m) = Cable Loss (dB) + Antenna Factor (dB/m) - Pre_Amplifier Gain (dB).

Site: NS-AC1	Test Date: 2024-08-08
Limit: FCC_5G_RE(3m)	Engineer: Ted Chen
Probe: NS-AC1_BBHA9120D_2111_1-18GHz	Polarity: Horizontal
EUT: SkyNet IAB Node	Power: By PoE
Test Mode: Transmit by 802.11ac-VHT80 at 5290MHz	

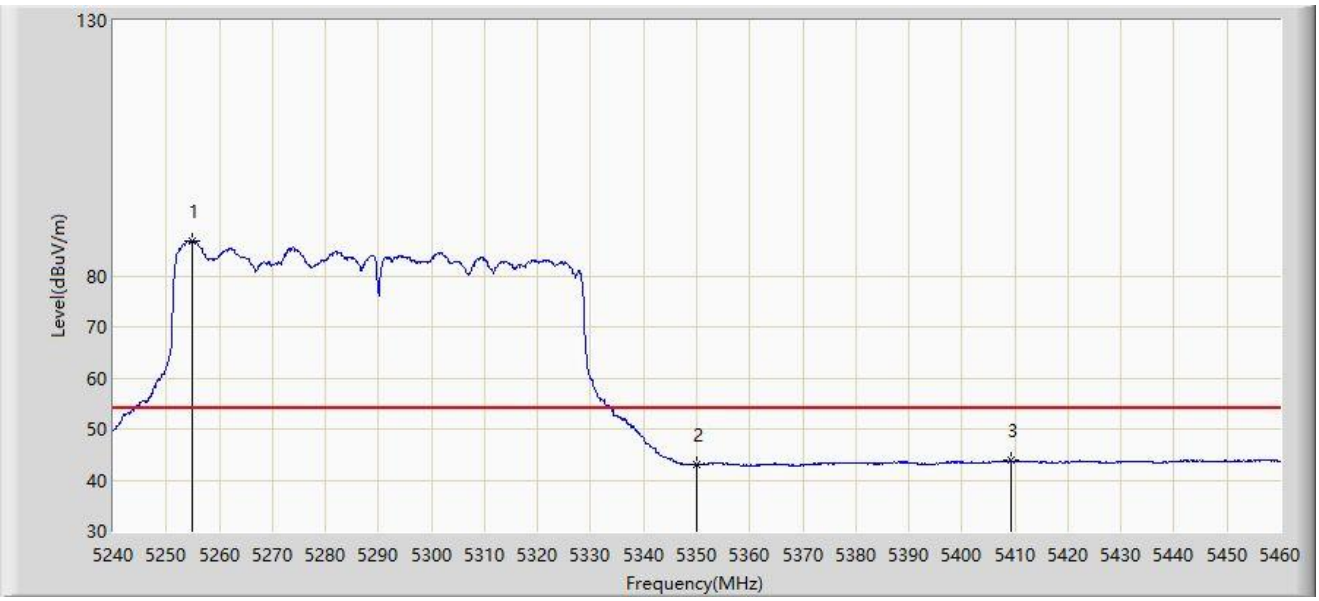

No	Mark	Frequency (MHz)	Measure Level (dBµV/m)	Reading Level (dBµV)	Margin (dB)	Limit (dBµV/m)	Factor (dB/m)	Type
1		5254.850	86.911	83.493	N/A	N/A	3.418	AV
2		5350.000	43.029	40.218	-10.971	54.000	2.811	AV
3	*	5409.180	43.774	41.056	-10.226	54.000	2.718	AV

Note 1: " * ", means this data is the worst emission level.

Note 2: Measure Level (dBµV/m) = Reading Level (dBµV) + Factor (dB/m).

Note 3: Factor (dB/m) = Cable Loss (dB) + Antenna Factor (dB/m) - Pre_Amplifier Gain (dB).

Site: NS-AC1	Test Date: 2024-08-08
Limit: FCC_5G_RE(3m)	Engineer: Ted Chen
Probe: NS-AC1_BBHA9120D_2111_1-18GHz	Polarity: Vertical
EUT: SkyNet IAB Node	Power: By PoE
Test Mode: Transmit by 802.11ac-VHT80 at 5290MHz	

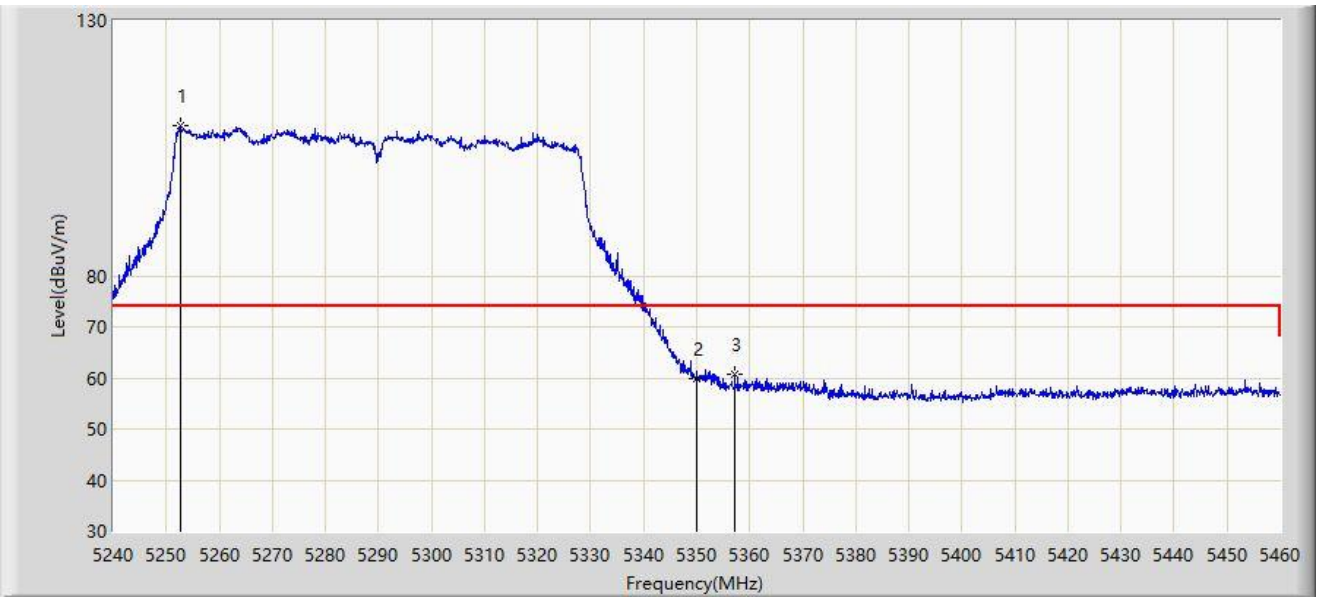

No	Mark	Frequency (MHz)	Measure Level (dBµV/m)	Reading Level (dBµV)	Margin (dB)	Limit (dBµV/m)	Factor (dB/m)	Type
1		5252.650	109.360	105.823	N/A	N/A	3.536	PK
2		5350.000	59.931	57.120	-14.069	74.000	2.811	PK
3	*	5357.150	60.865	58.121	-13.135	74.000	2.745	PK

Note 1: " * ", means this data is the worst emission level.

Note 2: Measure Level (dBµV/m) = Reading Level (dBµV) + Factor (dB/m).

Note 3: Factor (dB/m) = Cable Loss (dB) + Antenna Factor (dB/m) - Pre_Amplifier Gain (dB).

Site: NS-AC1	Test Date: 2024-08-08
Limit: FCC_5G_RE(3m)	Engineer: Ted Chen
Probe: NS-AC1_BBHA9120D_2111_1-18GHz	Polarity: Vertical
EUT: SkyNet IAB Node	Power: By PoE
Test Mode: Transmit by 802.11ac-VHT80 at 5290MHz	

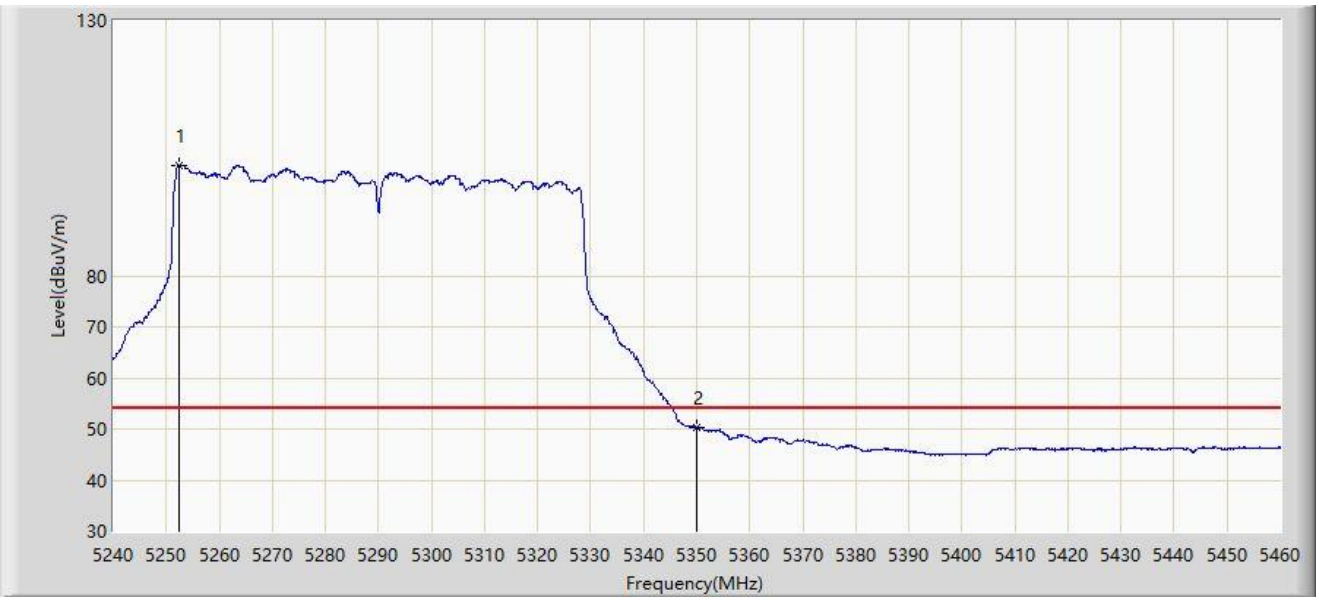

No	Mark	Frequency (MHz)	Measure Level (dBµV/m)	Reading Level (dBµV)	Margin (dB)	Limit (dBµV/m)	Factor (dB/m)	Type
1		5252.430	101.637	98.089	N/A	N/A	3.549	AV
2	*	5350.000	50.377	47.566	-3.623	54.000	2.811	AV

Note 1: " * ", means this data is the worst emission level.

Note 2: Measure Level (dBµV/m) = Reading Level (dBµV) + Factor (dB/m).

Note 3: Factor (dB/m) = Cable Loss (dB) + Antenna Factor (dB/m) - Pre_Amplifier Gain (dB).

Site: NS-AC1	Test Date: 2024-08-08
Limit: FCC_5G_RE(3m)	Engineer: Ted Chen
Probe: NS-AC1_BBHA9120D_2111_1-18GHz	Polarity: Horizontal
EUT: SkyNet IAB Node	Power: By PoE
Test Mode: Transmit by 802.11ac-VHT80 at 5530MHz	

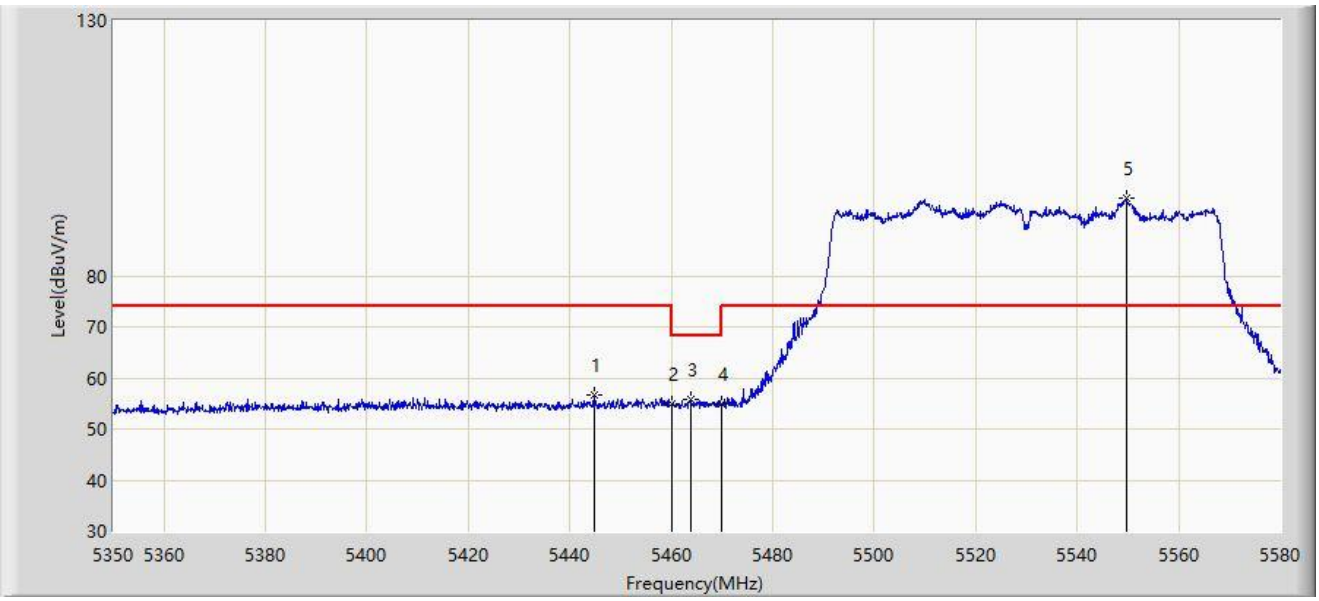

No	Mark	Frequency (MHz)	Measure Level (dBµV/m)	Reading Level (dBµV)	Margin (dB)	Limit (dBµV/m)	Factor (dB/m)	Type
1		5444.875	56.611	53.860	-17.389	74.000	2.751	PK
2		5460.000	54.827	52.076	-19.173	74.000	2.751	PK
3	*	5463.735	55.765	52.972	-12.435	68.200	2.794	PK
4		5470.000	54.800	51.936	-13.400	68.200	2.864	PK
5		5549.640	95.199	92.635	N/A	N/A	2.564	PK

Note 1: " * ", means this data is the worst emission level.

Note 2: Measure Level (dBµV/m) = Reading Level (dBµV) + Factor (dB/m).

Note 3: Factor (dB/m) = Cable Loss (dB) + Antenna Factor (dB/m) - Pre_Amplifier Gain (dB).

Site: NS-AC1	Test Date: 2024-08-08
Limit: FCC_5G_RE(3m)	Engineer: Ted Chen
Probe: NS-AC1_BBHA9120D_2111_1-18GHz	Polarity: Horizontal
EUT: SkyNet IAB Node	Power: By PoE
Test Mode: Transmit by 802.11ac-VHT80 at 5530MHz	

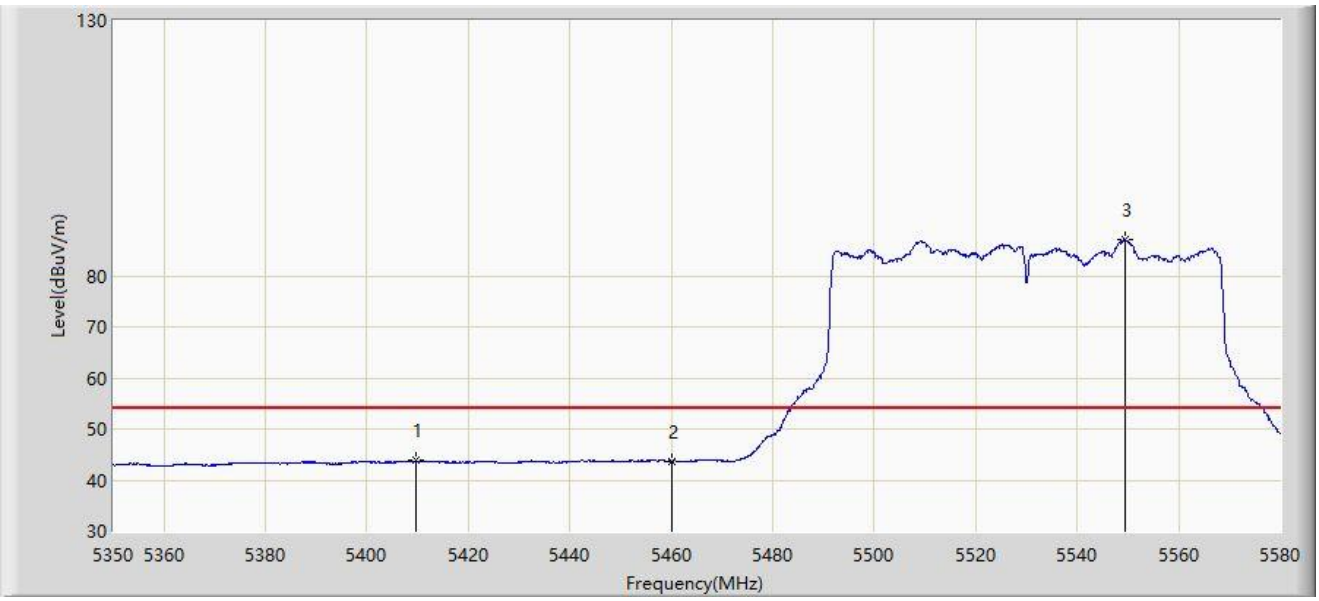

No	Mark	Frequency (MHz)	Measure Level (dBµV/m)	Reading Level (dBµV)	Margin (dB)	Limit (dBµV/m)	Factor (dB/m)	Type
1	*	5409.800	43.844	41.127	-10.156	54.000	2.716	AV
2		5460.000	43.703	40.952	-10.297	54.000	2.751	AV
3		5549.410	87.043	84.473	N/A	N/A	2.570	AV

Note 1: " * ", means this data is the worst emission level.

Note 2: Measure Level (dBµV/m) = Reading Level (dBµV) + Factor (dB/m).

Note 3: Factor (dB/m) = Cable Loss (dB) + Antenna Factor (dB/m) - Pre_Amplifier Gain (dB).

Site: NS-AC1	Test Date: 2024-08-08
Limit: FCC_5G_RE(3m)	Engineer: Ted Chen
Probe: NS-AC1_BBHA9120D_2111_1-18GHz	Polarity: Vertical
EUT: SkyNet IAB Node	Power: By PoE
Test Mode: Transmit by 802.11ac-VHT80 at 5530MHz	

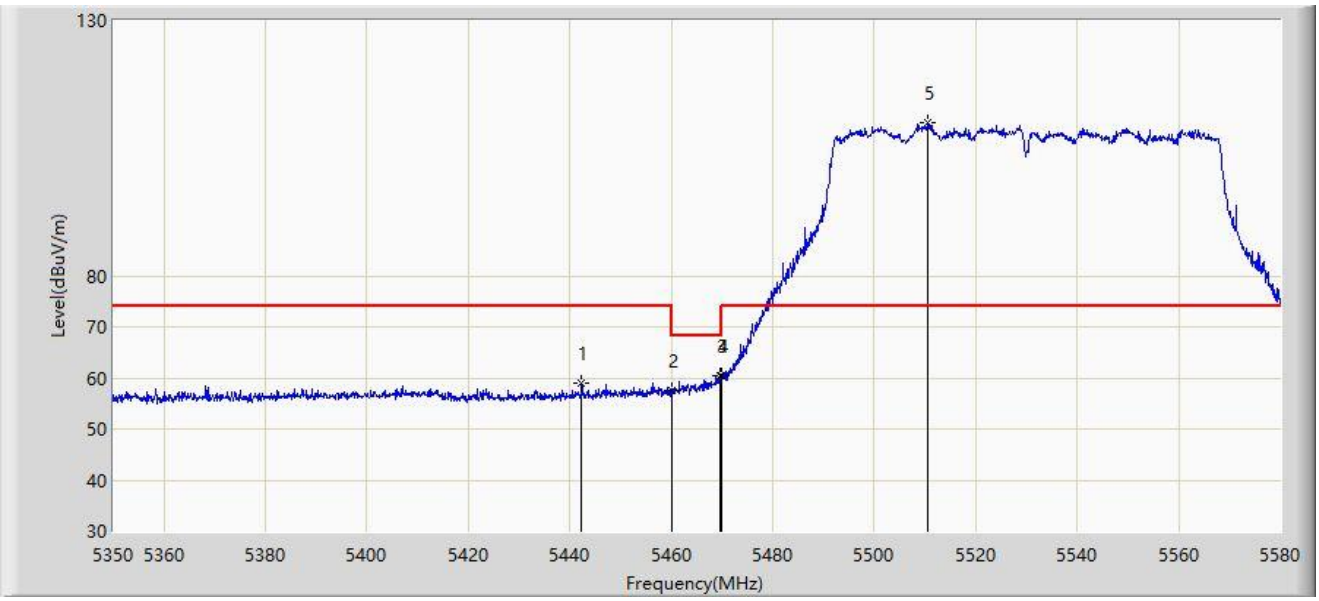

No	Mark	Frequency (MHz)	Measure Level (dBµV/m)	Reading Level (dBµV)	Margin (dB)	Limit (dBµV/m)	Factor (dB/m)	Type
1		5442.345	58.911	56.142	-15.089	74.000	2.769	PK
2		5460.000	57.507	54.756	-16.493	74.000	2.751	PK
3	*	5469.600	60.568	57.709	-7.632	68.200	2.860	PK
4		5470.000	60.377	57.513	-7.823	68.200	2.864	PK
5		5510.425	109.978	107.396	N/A	N/A	2.582	PK

Note 1: " * ", means this data is the worst emission level.

Note 2: Measure Level (dBµV/m) = Reading Level (dBµV) + Factor (dB/m).

Note 3: Factor (dB/m) = Cable Loss (dB) + Antenna Factor (dB/m) - Pre_Amplifier Gain (dB).

Site: NS-AC1	Test Date: 2024-08-08
Limit: FCC_5G_RE(3m)	Engineer: Ted Chen
Probe: NS-AC1_BBHA9120D_2111_1-18GHz	Polarity: Vertical
EUT: SkyNet IAB Node	Power: By PoE
Test Mode: Transmit by 802.11ac-VHT80 at 5530MHz	

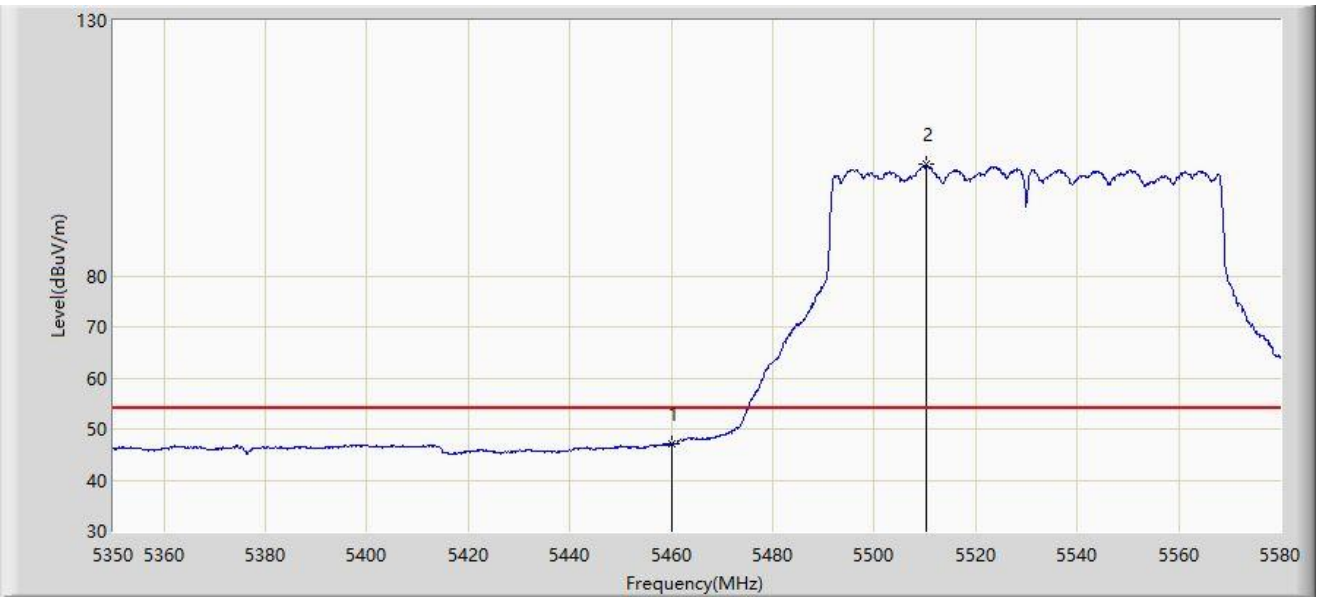

No	Mark	Frequency (MHz)	Measure Level (dBµV/m)	Reading Level (dBµV)	Margin (dB)	Limit (dBµV/m)	Factor (dB/m)	Type
1	*	5460.000	47.125	44.374	-6.875	54.000	2.751	AV
2		5510.310	101.777	99.198	N/A	N/A	2.579	AV

Note 1: " * ", means this data is the worst emission level.

Note 2: Measure Level (dBµV/m) = Reading Level (dBµV) + Factor (dB/m).

Note 3: Factor (dB/m) = Cable Loss (dB) + Antenna Factor (dB/m) - Pre_Amplifier Gain (dB).

Site: NS-AC1	Test Date: 2024-08-08
Limit: FCC_5G_RE(3m)	Engineer: Ted Chen
Probe: NS-AC1_BBHA9120D_2111_1-18GHz	Polarity: Horizontal
EUT: SkyNet IAB Node	Power: By PoE
Test Mode: Transmit by 802.11ac-VHT80 at 5610MHz	

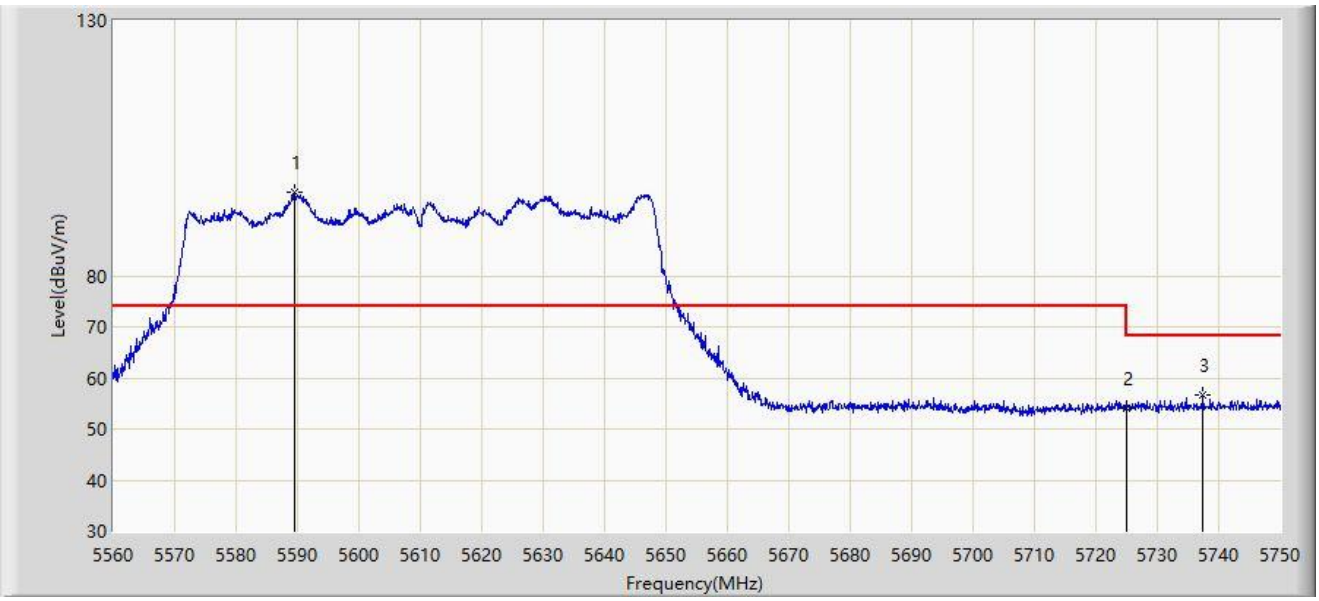

No	Mark	Frequency (MHz)	Measure Level (dBµV/m)	Reading Level (dBµV)	Margin (dB)	Limit (dBµV/m)	Factor (dB/m)	Type
1		5589.640	96.234	93.035	N/A	N/A	3.199	PK
2		5725.000	53.972	50.658	-14.228	68.200	3.314	PK
3	*	5737.460	56.616	53.171	-11.584	68.200	3.446	PK

Note 1: " * ", means this data is the worst emission level.

Note 2: Measure Level (dBµV/m) = Reading Level (dBµV) + Factor (dB/m).

Note 3: Factor (dB/m) = Cable Loss (dB) + Antenna Factor (dB/m) - Pre_Amplifier Gain (dB).

Site: NS-AC1	Test Date: 2024-08-08
Limit: FCC_5G_RE(3m)	Engineer: Ted Chen
Probe: NS-AC1_BBHA9120D_2111_1-18GHz	Polarity: Vertical
EUT: SkyNet IAB Node	Power: By PoE
Test Mode: Transmit by 802.11ac-VHT80 at 5610MHz	

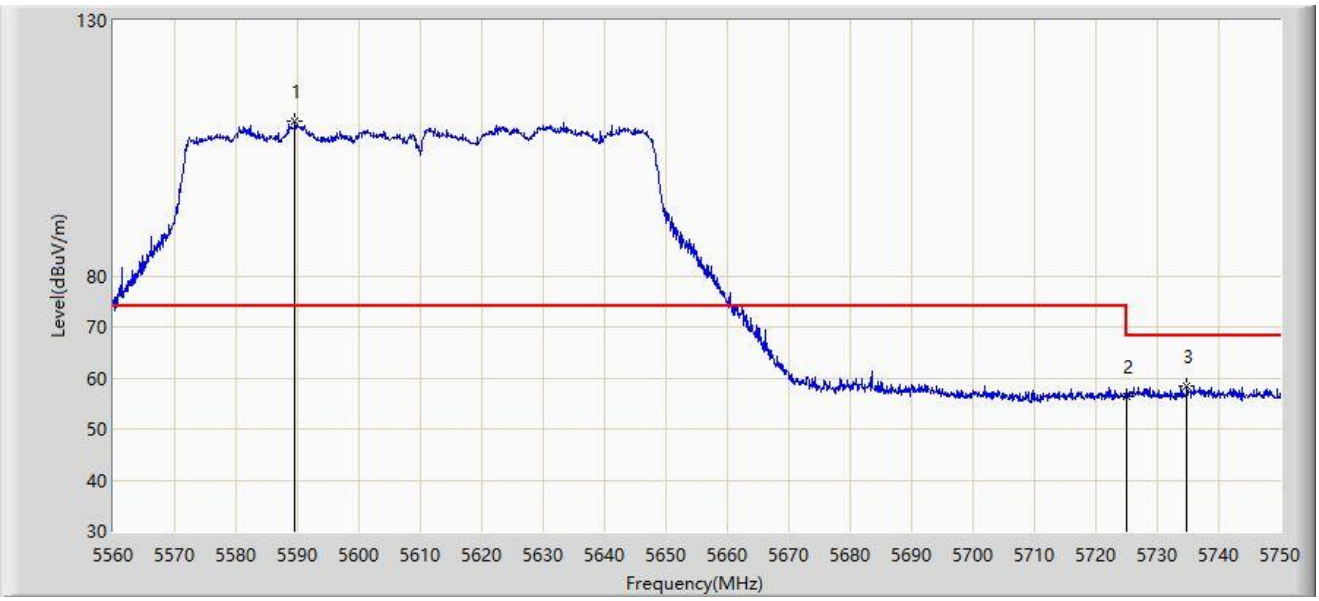

No	Mark	Frequency (MHz)	Measure Level (dBµV/m)	Reading Level (dBµV)	Margin (dB)	Limit (dBµV/m)	Factor (dB/m)	Type
1		5589.640	110.232	107.033	N/A	N/A	3.199	PK
2		5725.000	56.409	53.095	-11.791	68.200	3.314	PK
3	*	5734.800	58.539	55.119	-9.661	68.200	3.421	PK

Note 1: " * ", means this data is the worst emission level.

Note 2: Measure Level (dBµV/m) = Reading Level (dBµV) + Factor (dB/m).

Note 3: Factor (dB/m) = Cable Loss (dB) + Antenna Factor (dB/m) - Pre_Amplifier Gain (dB).

Site: NS-AC1	Test Date: 2024-08-08
Limit: FCC_5.8G_RE(3m)	Engineer: Ted Chen
Probe: NS-AC1_BBHA9120D_2111_1-18GHz	Polarity: Horizontal
EUT: SkyNet IAB Node	Power: By PoE
Test Mode: Transmit by 802.11ac-VHT80 at 5775MHz	

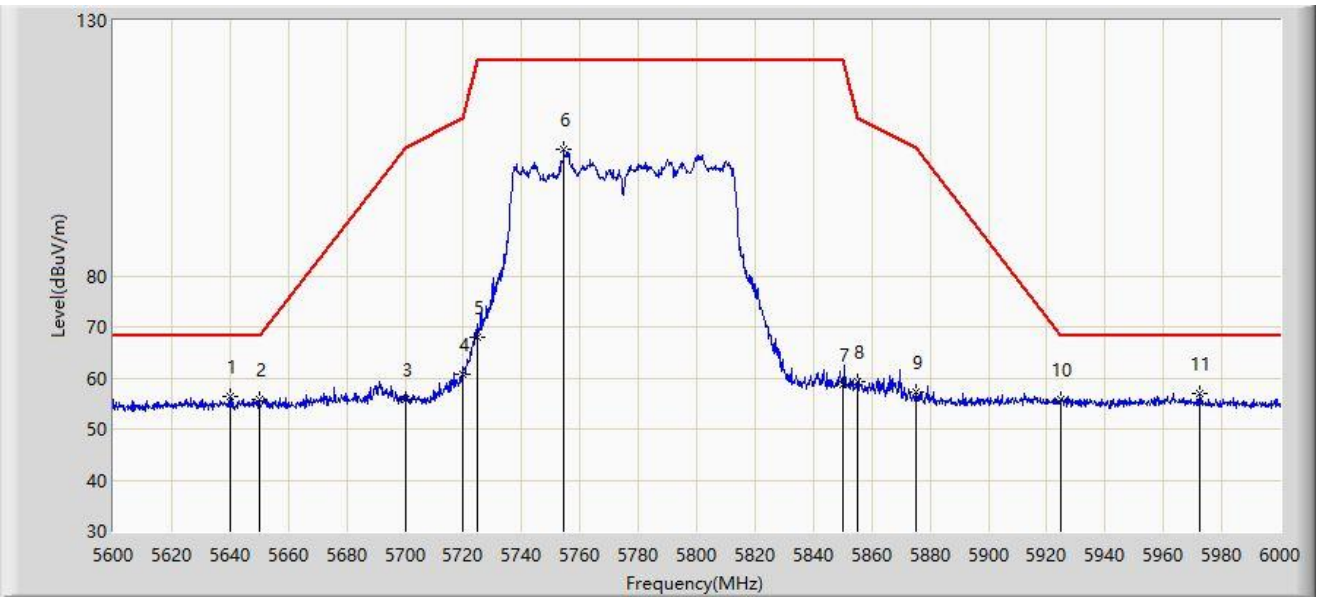

No	Mark	Frequency (MHz)	Measure Level (dBµV/m)	Reading Level (dBµV)	Margin (dB)	Limit (dBµV/m)	Factor (dB/m)	Type
1		5640.000	56.293	53.203	-11.907	68.200	3.090	PK
2		5650.000	55.833	52.948	-12.367	68.200	2.885	PK
3		5700.000	55.902	52.635	-49.298	105.200	3.267	PK
4		5720.000	60.732	57.539	-50.068	110.800	3.192	PK
5		5725.000	68.113	64.799	-54.087	122.200	3.314	PK
6		5754.400	104.702	101.331	N/A	N/A	3.370	PK
7		5850.000	58.741	55.314	-63.459	122.200	3.427	PK
8		5855.000	59.328	55.827	-51.472	110.800	3.502	PK
9		5875.000	57.282	53.639	-47.918	105.200	3.644	PK
10		5925.000	55.727	51.942	-12.473	68.200	3.784	PK
11	*	5972.200	57.091	52.973	-11.109	68.200	4.117	PK

Note 1: " * ", means this data is the worst emission level.

Note 2: Measure Level (dBµV/m) = Reading Level (dBµV) + Factor (dB/m).

Note 3: Factor (dB/m) = Cable Loss (dB) + Antenna Factor (dB/m) - Pre_Amplifier Gain (dB).

Site: NS-AC1	Test Date: 2024-08-08
Limit: FCC_5.8G_RE(3m)	Engineer: Ted Chen
Probe: NS-AC1_BBHA9120D_2111_1-18GHz	Polarity: Vertical
EUT: SkyNet IAB Node	Power: By PoE
Test Mode: Transmit by 802.11ac-VHT80 at 5775MHz	

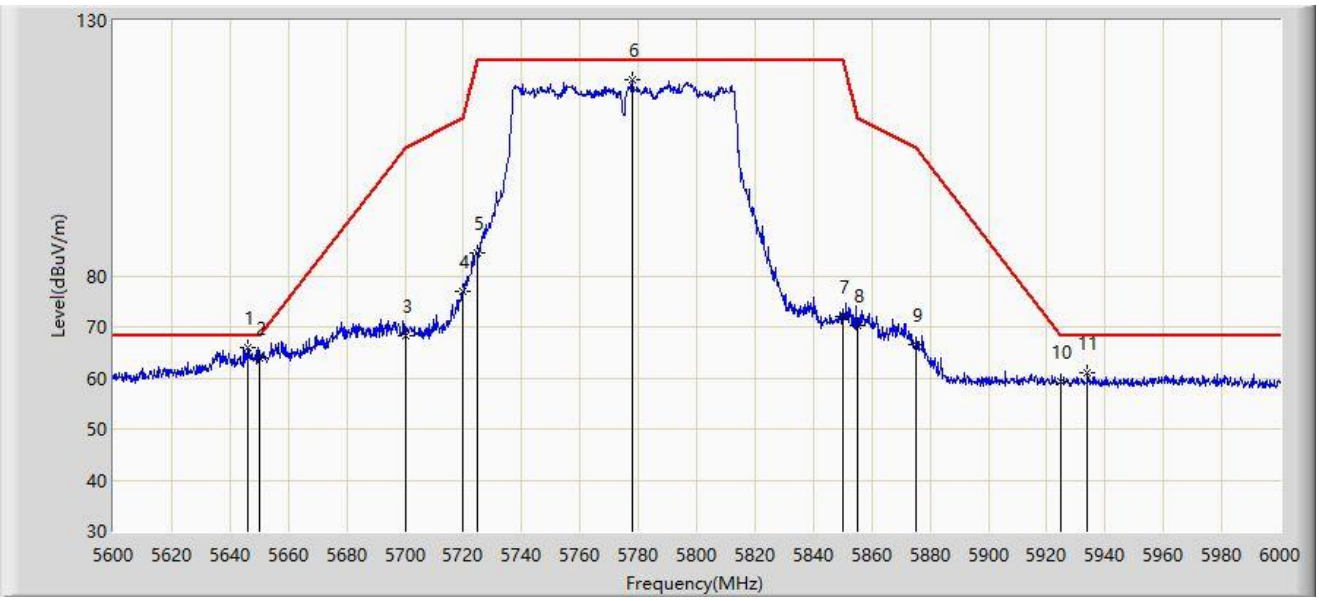

No	Mark	Frequency (MHz)	Measure Level (dBµV/m)	Reading Level (dBµV)	Margin (dB)	Limit (dBµV/m)	Factor (dB/m)	Type
1	*	5646.200	65.828	62.855	-2.372	68.200	2.973	PK
2		5650.000	63.981	61.096	-4.219	68.200	2.885	PK
3		5700.000	68.210	64.943	-36.990	105.200	3.267	PK
4		5720.000	76.998	73.805	-33.802	110.800	3.192	PK
5		5725.000	84.474	81.160	-37.726	122.200	3.314	PK
6		5777.800	118.486	114.837	N/A	N/A	3.649	PK
7		5850.000	72.108	68.681	-50.092	122.200	3.427	PK
8		5855.000	70.430	66.929	-40.370	110.800	3.502	PK
9		5875.000	66.512	62.869	-38.688	105.200	3.644	PK
10		5925.000	59.325	55.540	-8.875	68.200	3.784	PK
11		5933.800	60.941	57.214	-7.259	68.200	3.726	PK

Note 1: " * ", means this data is the worst emission level.

Note 2: Measure Level (dBµV/m) = Reading Level (dBµV) + Factor (dB/m).

Note 3: Factor (dB/m) = Cable Loss (dB) + Antenna Factor (dB/m) - Pre_Amplifier Gain (dB).

Site: NS-AC1	Test Date: 2024-08-08
Limit: FCC_5G_RE(3m)	Engineer: Ted Chen
Probe: NS-AC1_BBHA9120D_2111_1-18GHz	Polarity: Horizontal
EUT: SkyNet IAB Node	Power: By PoE
Test Mode: Transmit by 802.11ax-HE20 at 5180MHz	

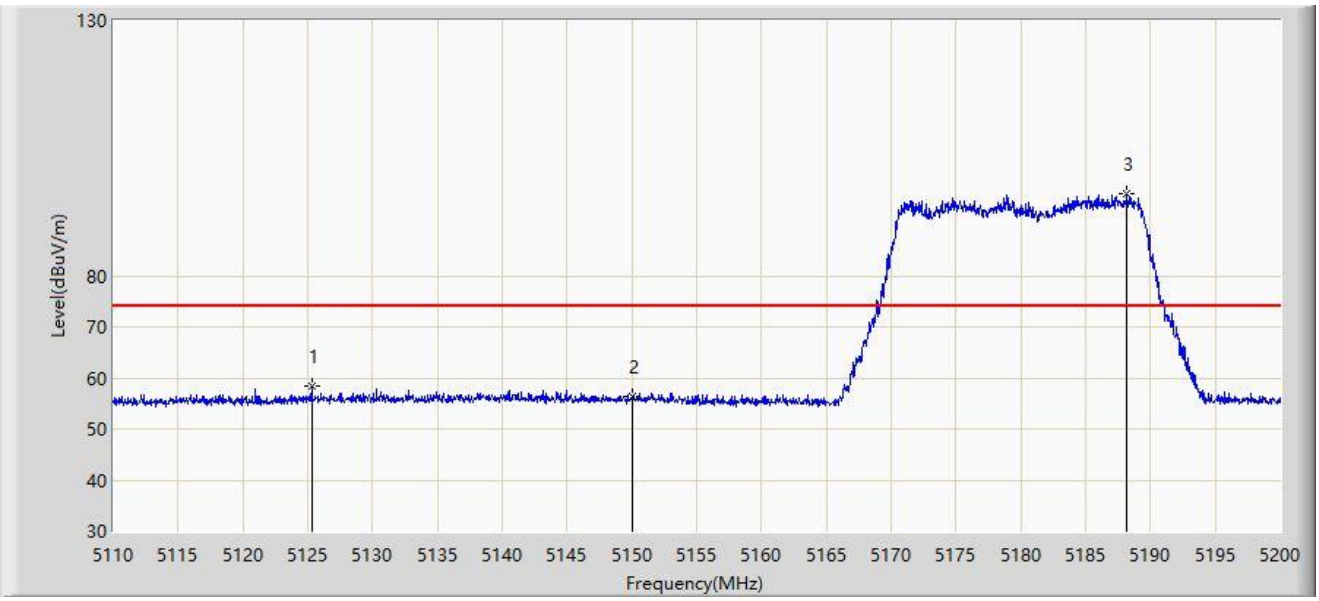

No	Mark	Frequency (MHz)	Measure Level (dBµV/m)	Reading Level (dBµV)	Margin (dB)	Limit (dBµV/m)	Factor (dB/m)	Type
1	*	5125.300	58.310	54.235	-15.690	74.000	4.076	PK
2		5150.000	56.280	52.090	-17.720	74.000	4.189	PK
3		5188.165	95.983	92.388	N/A	N/A	3.595	PK

Note 1: " * ", means this data is the worst emission level.

Note 2: Measure Level (dBµV/m) = Reading Level (dBµV) + Factor (dB/m).

Note 3: Factor (dB/m) = Cable Loss (dB) + Antenna Factor (dB/m) - Pre_Amplifier Gain (dB).

Site: NS-AC1	Test Date: 2024-08-08
Limit: FCC_5G_RE(3m)	Engineer: Ted Chen
Probe: NS-AC1_BBHA9120D_2111_1-18GHz	Polarity: Horizontal
EUT: SkyNet IAB Node	Power: By PoE
Test Mode: Transmit by 802.11ax-HE20 at 5180MHz	

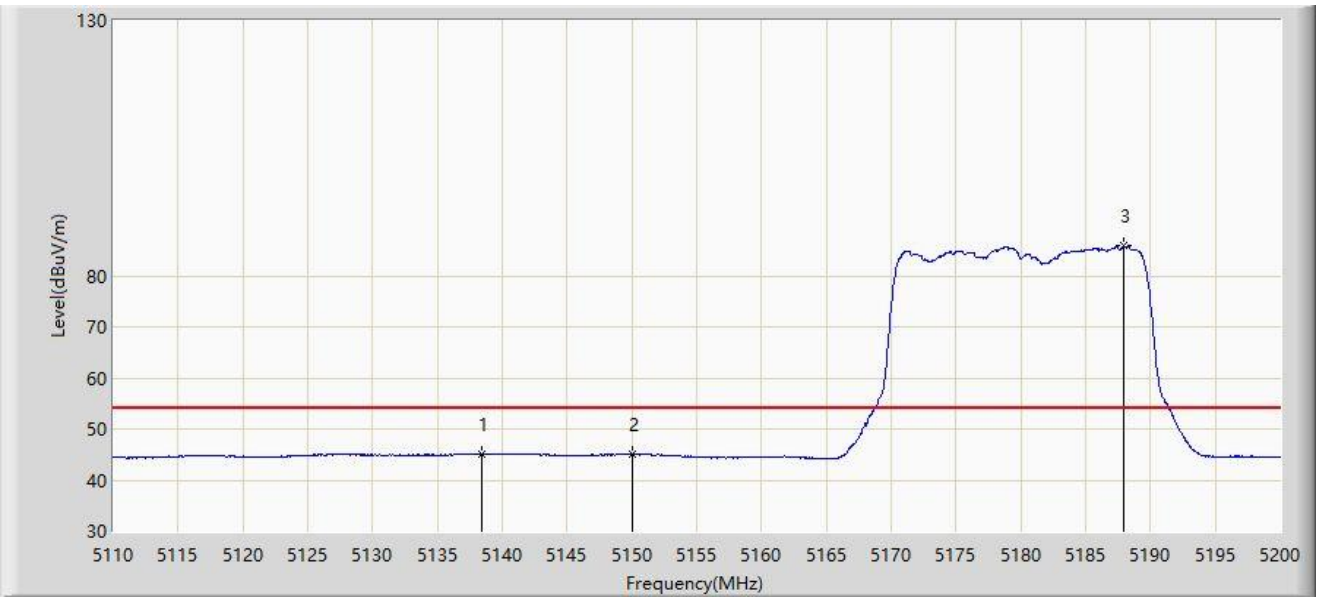

No	Mark	Frequency (MHz)	Measure Level (dBµV/m)	Reading Level (dBµV)	Margin (dB)	Limit (dBµV/m)	Factor (dB/m)	Type
1	*	5138.440	45.180	40.952	-8.820	54.000	4.228	AV
2		5150.000	45.056	40.866	-8.944	54.000	4.189	AV
3		5187.985	85.800	82.207	N/A	N/A	3.594	AV

Note 1: " * ", means this data is the worst emission level.

Note 2: Measure Level (dBµV/m) = Reading Level (dBµV) + Factor (dB/m).

Note 3: Factor (dB/m) = Cable Loss (dB) + Antenna Factor (dB/m) - Pre_Amplifier Gain (dB).

Site: NS-AC1	Test Date: 2024-08-08
Limit: FCC_5G_RE(3m)	Engineer: Ted Chen
Probe: NS-AC1_BBHA9120D_2111_1-18GHz	Polarity: Vertical
EUT: SkyNet IAB Node	Power: By PoE
Test Mode: Transmit by 802.11ax-HE20 at 5180MHz	

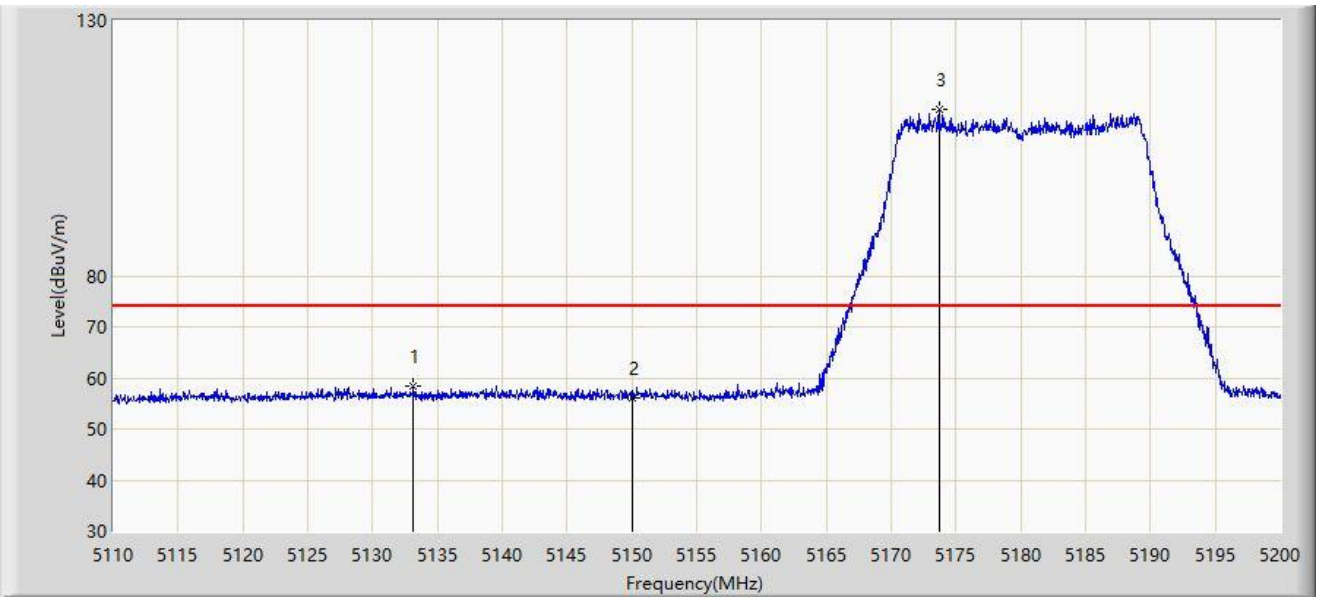

No	Mark	Frequency (MHz)	Measure Level (dBµV/m)	Reading Level (dBµV)	Margin (dB)	Limit (dBµV/m)	Factor (dB/m)	Type
1	*	5133.175	58.506	54.306	-15.494	74.000	4.200	PK
2		5150.000	56.195	52.005	-17.805	74.000	4.189	PK
3		5173.675	112.474	108.935	N/A	N/A	3.539	PK

Note 1: " * ", means this data is the worst emission level.

Note 2: Measure Level (dBµV/m) = Reading Level (dBµV) + Factor (dB/m).

Note 3: Factor (dB/m) = Cable Loss (dB) + Antenna Factor (dB/m) - Pre_Amplifier Gain (dB).

Site: NS-AC1	Test Date: 2024-08-08
Limit: FCC_5G_RE(3m)	Engineer: Ted Chen
Probe: NS-AC1_BBHA9120D_2111_1-18GHz	Polarity: Vertical
EUT: SkyNet IAB Node	Power: By PoE
Test Mode: Transmit by 802.11ax-HE20 at 5180MHz	

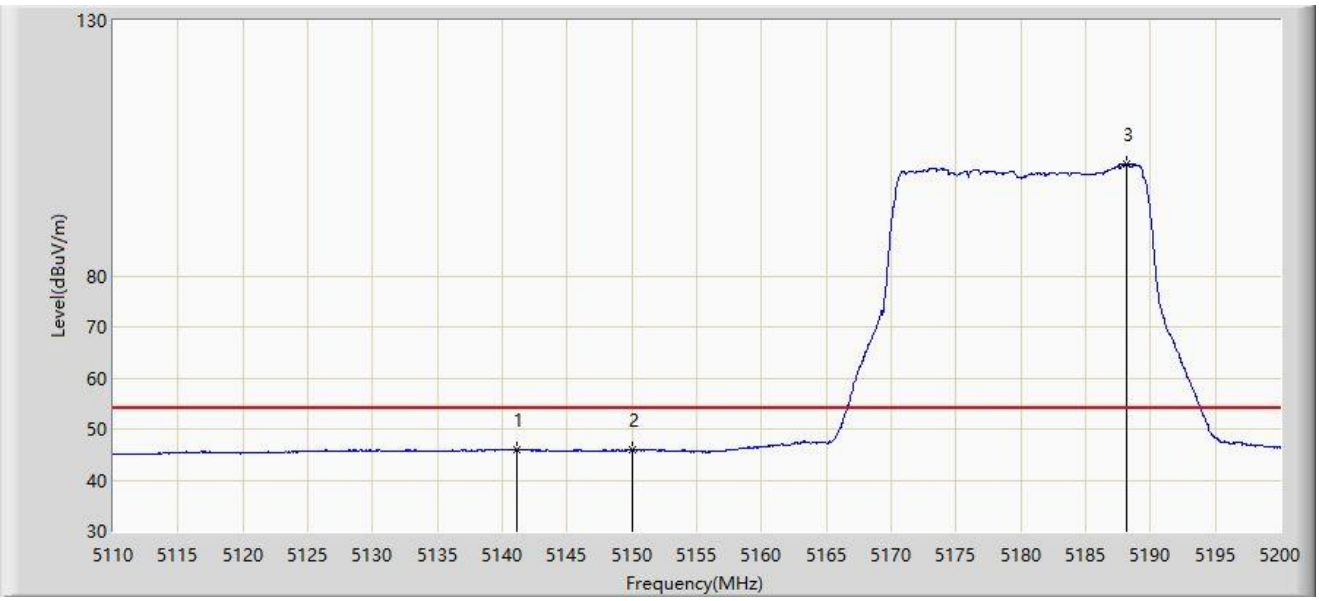

No	Mark	Frequency (MHz)	Measure Level (dBµV/m)	Reading Level (dBµV)	Margin (dB)	Limit (dBµV/m)	Factor (dB/m)	Type
1	*	5141.095	46.036	41.795	-7.964	54.000	4.241	AV
2		5150.000	45.814	41.624	-8.186	54.000	4.189	AV
3		5188.165	101.911	98.316	N/A	N/A	3.595	AV

Note 1: " * ", means this data is the worst emission level.

Note 2: Measure Level (dBµV/m) = Reading Level (dBµV) + Factor (dB/m).

Note 3: Factor (dB/m) = Cable Loss (dB) + Antenna Factor (dB/m) - Pre_Amplifier Gain (dB).

Site: NS-AC1	Test Date: 2024-08-08
Limit: FCC_5G_RE(3m)	Engineer: Ted Chen
Probe: NS-AC1_BBHA9120D_2111_1-18GHz	Polarity: Horizontal
EUT: SkyNet IAB Node	Power: By PoE
Test Mode: Transmit by 802.11ax-HE20 at 5320MHz	

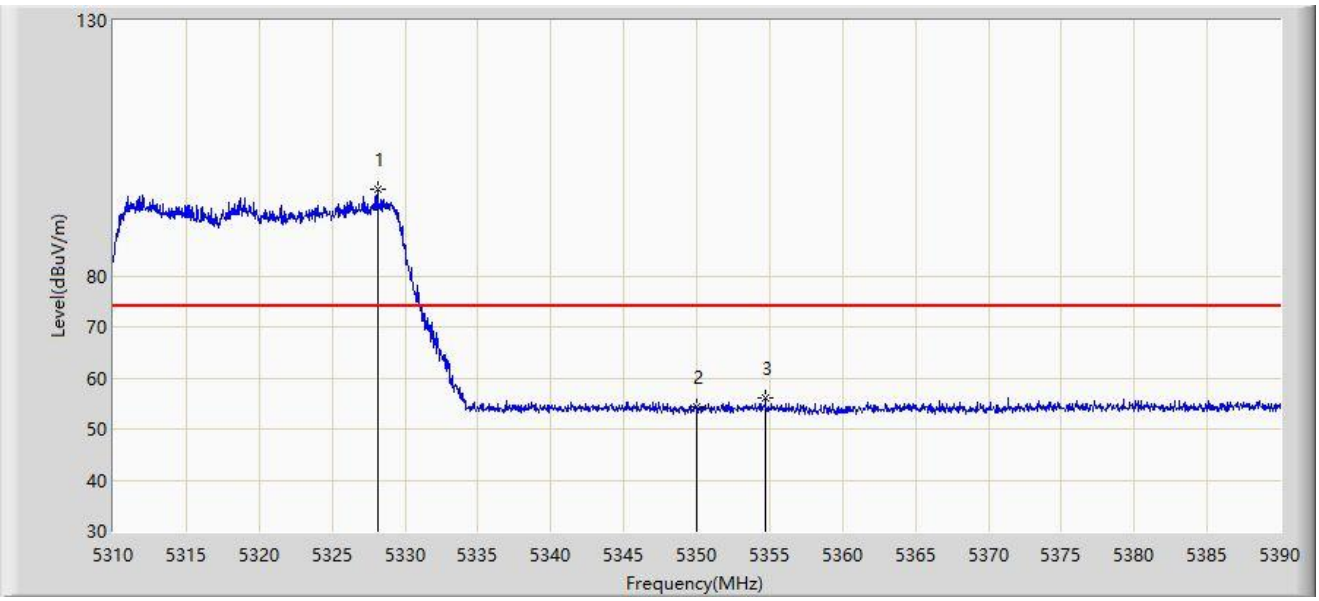

No	Mark	Frequency (MHz)	Measure Level (dBµV/m)	Reading Level (dBµV)	Margin (dB)	Limit (dBµV/m)	Factor (dB/m)	Type
1		5328.120	96.875	94.269	N/A	N/A	2.605	PK
2		5350.000	54.262	51.451	-19.738	74.000	2.811	PK
3	*	5354.720	56.028	53.243	-17.972	74.000	2.785	PK

Note 1: " * ", means this data is the worst emission level.

Note 2: Measure Level (dBµV/m) = Reading Level (dBµV) + Factor (dB/m).

Note 3: Factor (dB/m) = Cable Loss (dB) + Antenna Factor (dB/m) - Pre_Amplifier Gain (dB).

Site: NS-AC1	Test Date: 2024-08-08
Limit: FCC_5G_RE(3m)	Engineer: Ted Chen
Probe: NS-AC1_BBHA9120D_2111_1-18GHz	Polarity: Horizontal
EUT: SkyNet IAB Node	Power: By PoE
Test Mode: Transmit by 802.11ax-HE20 at 5320MHz	

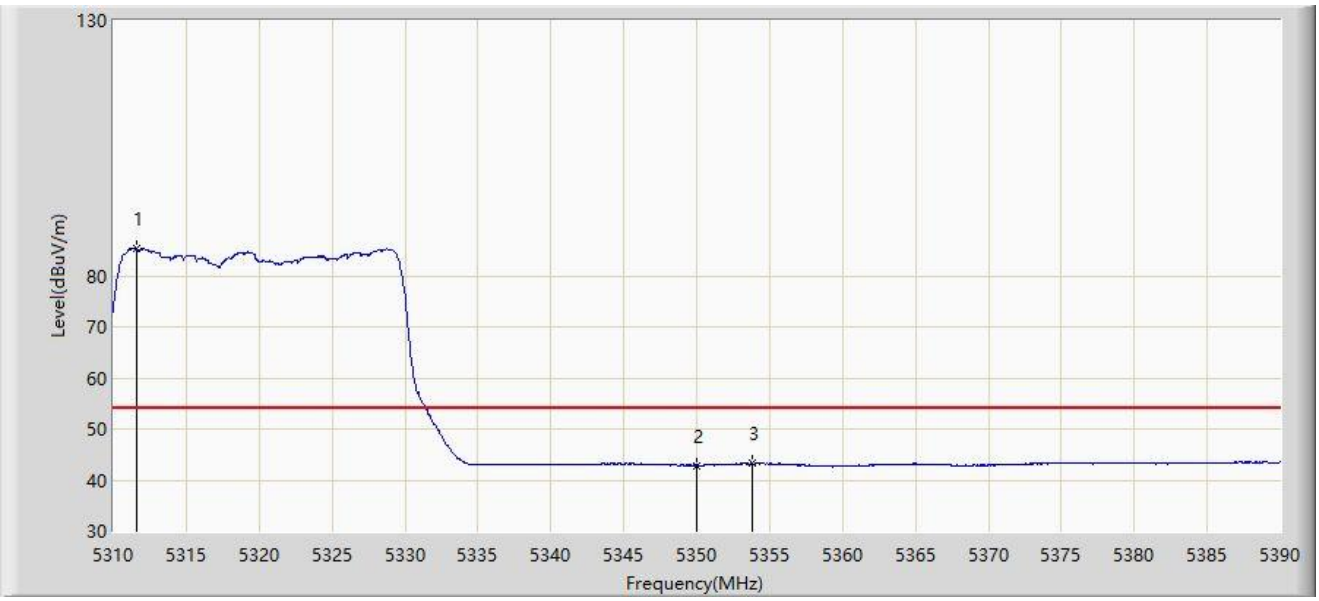

No	Mark	Frequency (MHz)	Measure Level (dBµV/m)	Reading Level (dBµV)	Margin (dB)	Limit (dBµV/m)	Factor (dB/m)	Type
1		5311.600	85.432	82.700	N/A	N/A	2.732	AV
2		5350.000	42.883	40.072	-11.117	54.000	2.811	AV
3	*	5353.760	43.275	40.474	-10.725	54.000	2.802	AV

Note 1: " * ", means this data is the worst emission level.

Note 2: Measure Level (dBµV/m) = Reading Level (dBµV) + Factor (dB/m).

Note 3: Factor (dB/m) = Cable Loss (dB) + Antenna Factor (dB/m) - Pre_Amplifier Gain (dB).

Site: NS-AC1	Test Date: 2024-08-08
Limit: FCC_5G_RE(3m)	Engineer: Ted Chen
Probe: NS-AC1_BBHA9120D_2111_1-18GHz	Polarity: Vertical
EUT: SkyNet IAB Node	Power: By PoE
Test Mode: Transmit by 802.11ax-HE20 at 5320MHz	

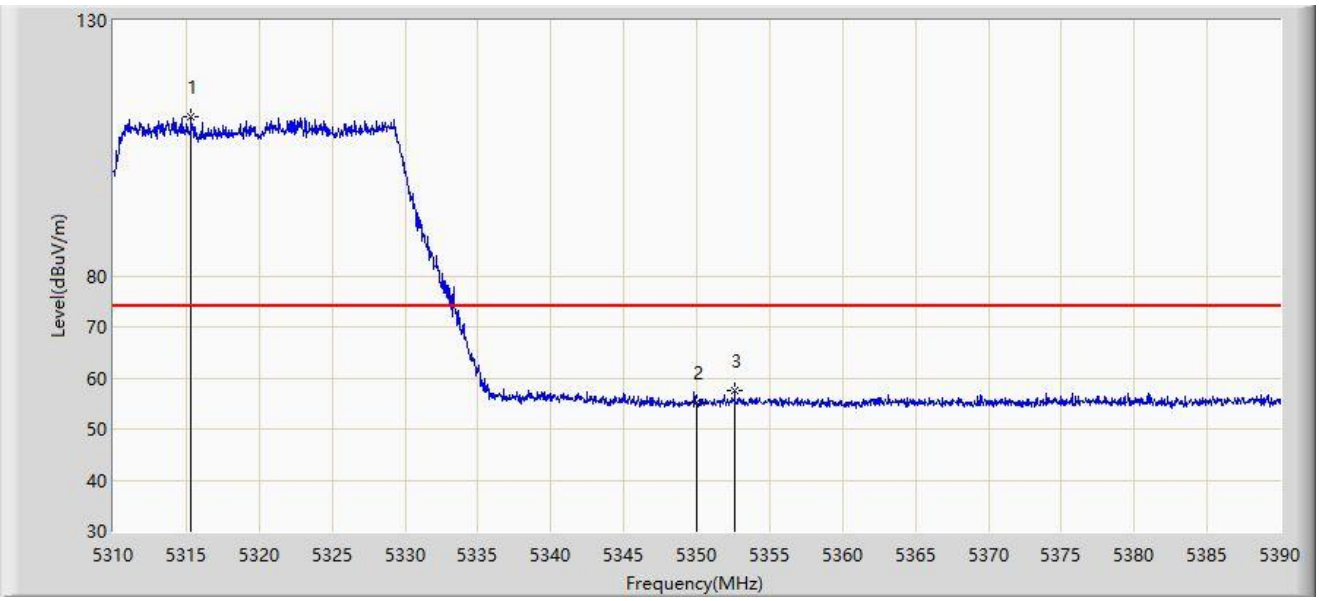

No	Mark	Frequency (MHz)	Measure Level (dBµV/m)	Reading Level (dBµV)	Margin (dB)	Limit (dBµV/m)	Factor (dB/m)	Type
1		5315.360	111.270	108.661	N/A	N/A	2.609	PK
2		5350.000	55.347	52.536	-18.653	74.000	2.811	PK
3	*	5352.600	57.392	54.571	-16.608	74.000	2.820	PK

Note 1: " * ", means this data is the worst emission level.

Note 2: Measure Level (dBµV/m) = Reading Level (dBµV) + Factor (dB/m).

Note 3: Factor (dB/m) = Cable Loss (dB) + Antenna Factor (dB/m) - Pre_Amplifier Gain (dB).

Site: NS-AC1	Test Date: 2024-08-08
Limit: FCC_5G_RE(3m)	Engineer: Ted Chen
Probe: NS-AC1_BBHA9120D_2111_1-18GHz	Polarity: Vertical
EUT: SkyNet IAB Node	Power: By PoE
Test Mode: Transmit by 802.11ax-HE20 at 5320MHz	

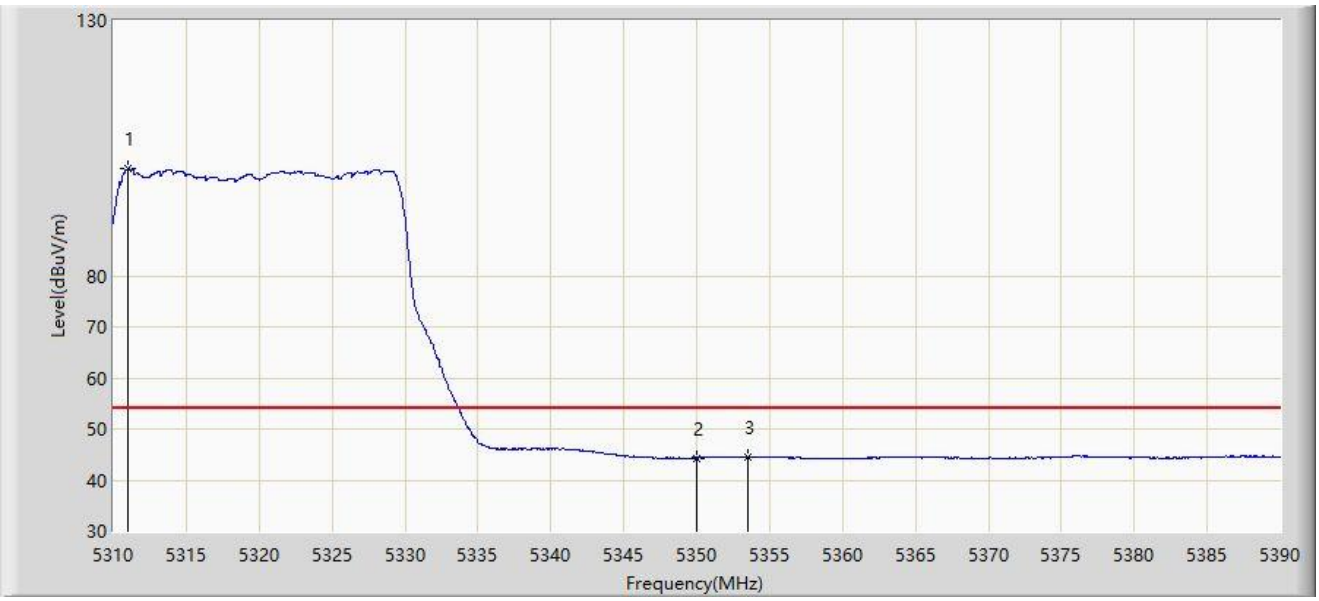

No	Mark	Frequency (MHz)	Measure Level (dBµV/m)	Reading Level (dBµV)	Margin (dB)	Limit (dBµV/m)	Factor (dB/m)	Type
1		5310.960	100.879	98.126	N/A	N/A	2.754	AV
2		5350.000	44.335	41.524	-9.665	54.000	2.811	AV
3	*	5353.520	44.620	41.815	-9.380	54.000	2.805	AV

Note 1: " * ", means this data is the worst emission level.

Note 2: Measure Level (dBµV/m) = Reading Level (dBµV) + Factor (dB/m).

Note 3: Factor (dB/m) = Cable Loss (dB) + Antenna Factor (dB/m) - Pre_Amplifier Gain (dB).

Site: NS-AC1	Test Date: 2024-08-08
Limit: FCC_5G_RE(3m)	Engineer: Ted Chen
Probe: NS-AC1_BBHA9120D_2111_1-18GHz	Polarity: Horizontal
EUT: SkyNet IAB Node	Power: By PoE
Test Mode: Transmit by 802.11ax-HE20 at 5500MHz	

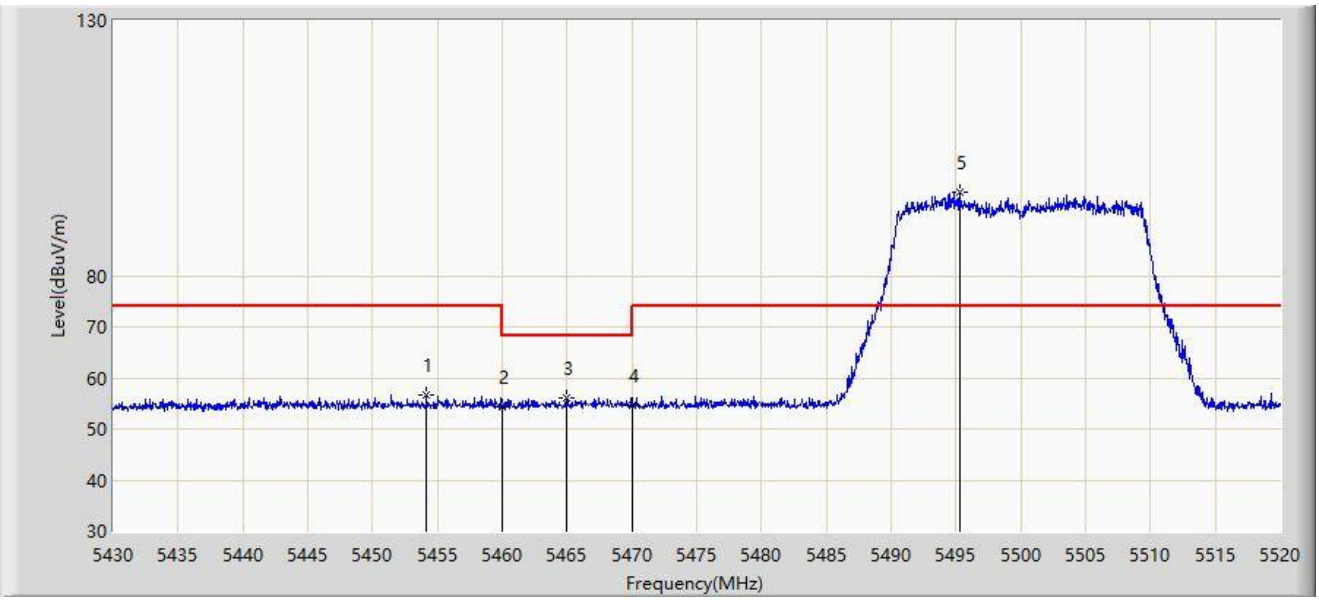

No	Mark	Frequency (MHz)	Measure Level (dBµV/m)	Reading Level (dBµV)	Margin (dB)	Limit (dBµV/m)	Factor (dB/m)	Type
1		5454.165	56.630	53.944	-17.370	74.000	2.686	PK
2		5460.000	54.438	51.687	-19.562	74.000	2.751	PK
3	*	5464.920	56.216	53.409	-11.984	68.200	2.807	PK
4		5470.000	54.672	51.808	-13.528	68.200	2.864	PK
5		5495.340	96.491	93.845	N/A	N/A	2.646	PK

Note 1: " * ", means this data is the worst emission level.

Note 2: Measure Level (dBµV/m) = Reading Level (dBµV) + Factor (dB/m).

Note 3: Factor (dB/m) = Cable Loss (dB) + Antenna Factor (dB/m) - Pre_Amplifier Gain (dB).

Site: NS-AC1	Test Date: 2024-08-08
Limit: FCC_5G_RE(3m)	Engineer: Ted Chen
Probe: NS-AC1_BBHA9120D_2111_1-18GHz	Polarity: Horizontal
EUT: SkyNet IAB Node	Power: By PoE
Test Mode: Transmit by 802.11ax-HE20 at 5500MHz	

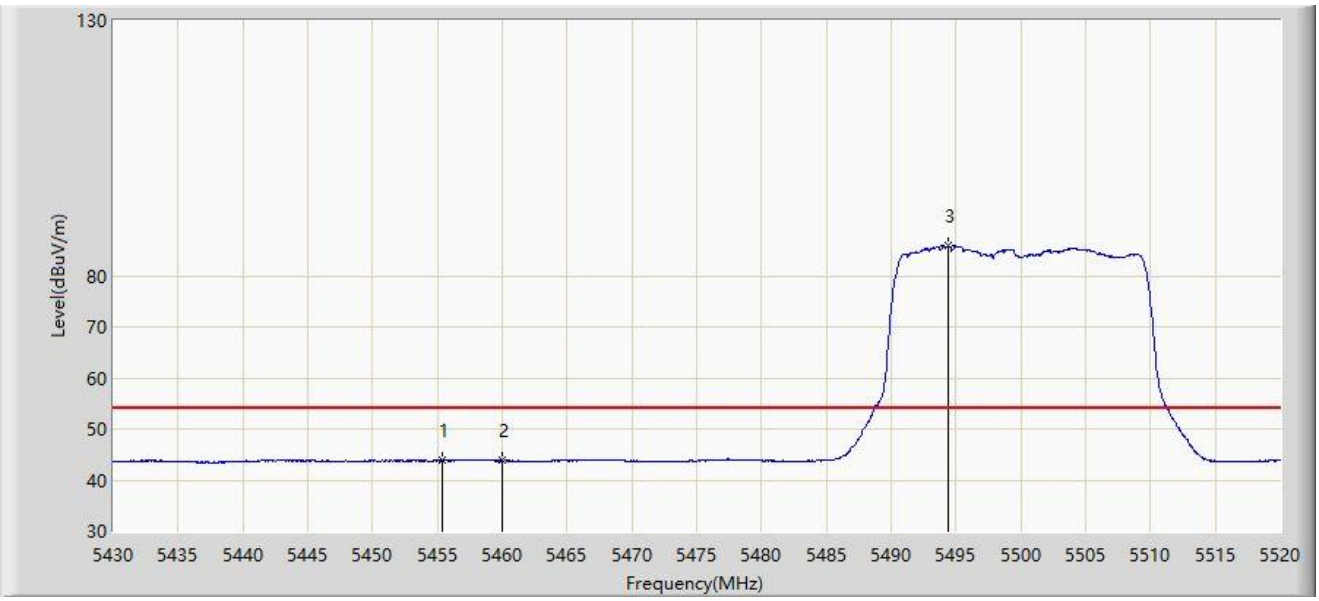

No	Mark	Frequency (MHz)	Measure Level (dBµV/m)	Reading Level (dBµV)	Margin (dB)	Limit (dBµV/m)	Factor (dB/m)	Type
1	*	5455.380	43.982	41.282	-10.018	54.000	2.699	AV
2		5460.000	43.783	41.032	-10.217	54.000	2.751	AV
3		5494.440	85.833	83.166	N/A	N/A	2.667	AV

Note 1: " * ", means this data is the worst emission level.

Note 2: Measure Level (dBµV/m) = Reading Level (dBµV) + Factor (dB/m).

Note 3: Factor (dB/m) = Cable Loss (dB) + Antenna Factor (dB/m) - Pre_Amplifier Gain (dB).

Site: NS-AC1	Test Date: 2024-08-08
Limit: FCC_5G_RE(3m)	Engineer: Ted Chen
Probe: NS-AC1_BBHA9120D_2111_1-18GHz	Polarity: Vertical
EUT: SkyNet IAB Node	Power: By PoE
Test Mode: Transmit by 802.11ax-HE20 at 5500MHz	

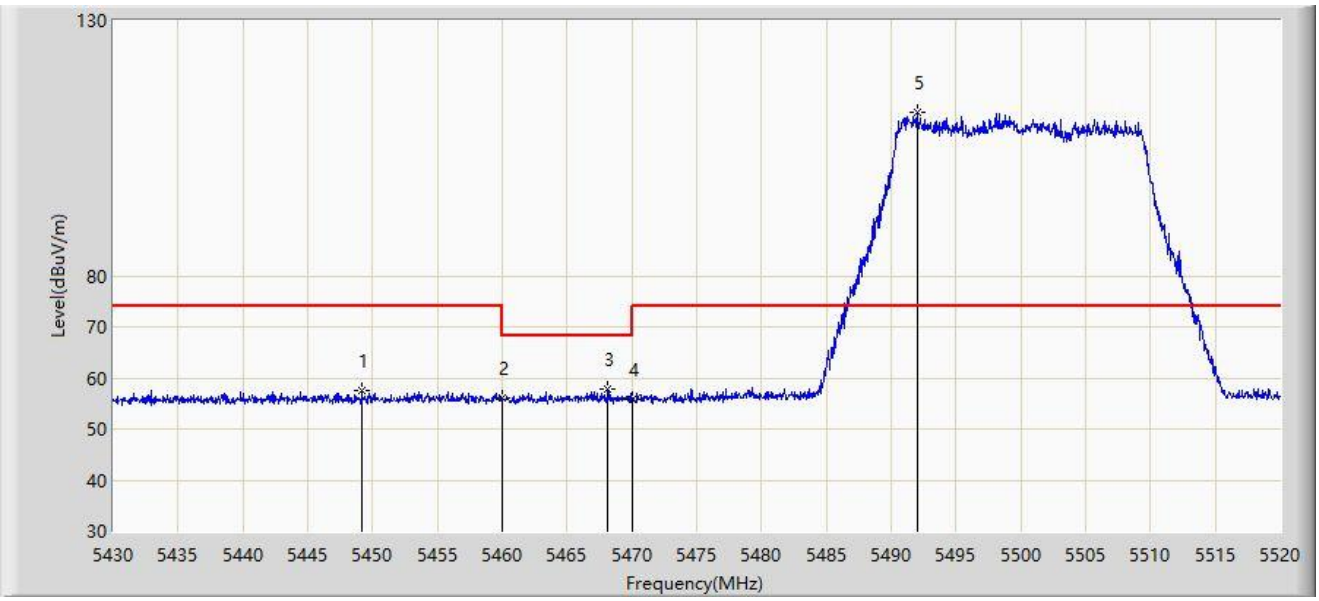

No	Mark	Frequency (MHz)	Measure Level (dBµV/m)	Reading Level (dBµV)	Margin (dB)	Limit (dBµV/m)	Factor (dB/m)	Type
1		5449.170	57.511	54.792	-16.489	74.000	2.720	PK
2		5460.000	56.015	53.264	-17.985	74.000	2.751	PK
3	*	5468.160	57.865	55.022	-10.335	68.200	2.844	PK
4		5470.000	55.758	52.894	-12.442	68.200	2.864	PK
5		5492.010	111.917	109.194	N/A	N/A	2.722	PK

Note 1: " * ", means this data is the worst emission level.

Note 2: Measure Level (dBµV/m) = Reading Level (dBµV) + Factor (dB/m).

Note 3: Factor (dB/m) = Cable Loss (dB) + Antenna Factor (dB/m) - Pre_Amplifier Gain (dB).

Site: NS-AC1	Test Date: 2024-08-08
Limit: FCC_5G_RE(3m)	Engineer: Ted Chen
Probe: NS-AC1_BBHA9120D_2111_1-18GHz	Polarity: Vertical
EUT: SkyNet IAB Node	Power: By PoE
Test Mode: Transmit by 802.11ax-HE20 at 5500MHz	

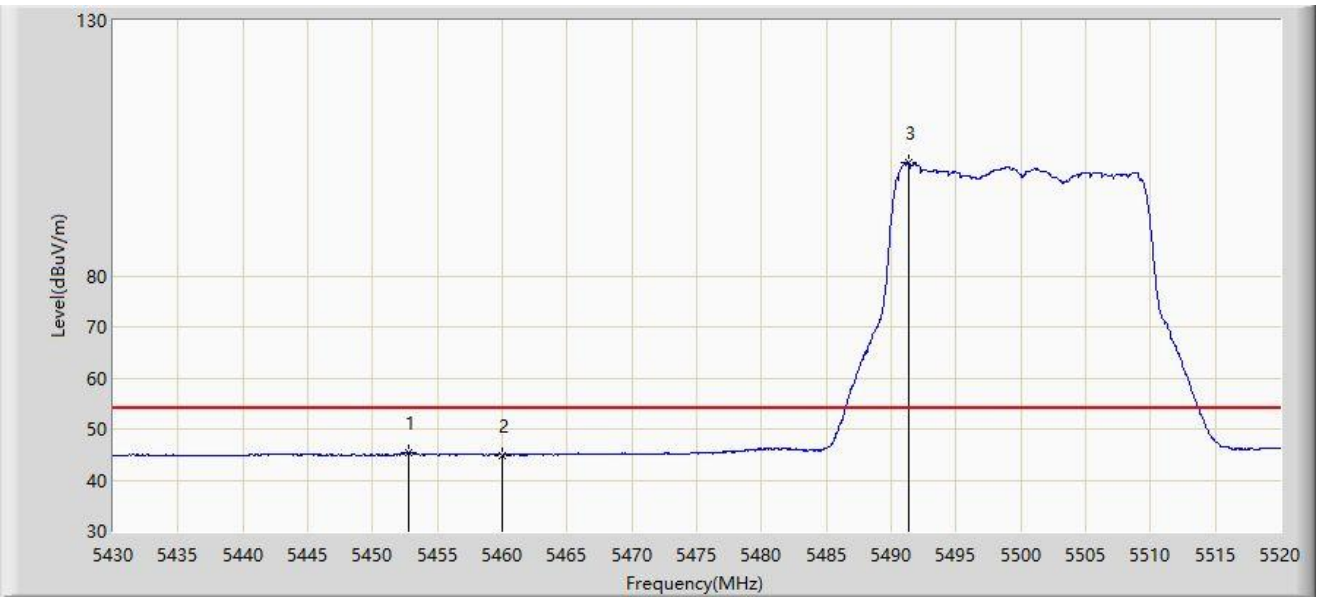

No	Mark	Frequency (MHz)	Measure Level (dBµV/m)	Reading Level (dBµV)	Margin (dB)	Limit (dBµV/m)	Factor (dB/m)	Type
1	*	5452.770	45.396	42.703	-8.604	54.000	2.693	AV
2		5460.000	44.900	42.149	-9.100	54.000	2.751	AV
3		5491.335	102.133	99.395	N/A	N/A	2.738	AV

Note 1: " * ", means this data is the worst emission level.

Note 2: Measure Level (dBµV/m) = Reading Level (dBµV) + Factor (dB/m).

Note 3: Factor (dB/m) = Cable Loss (dB) + Antenna Factor (dB/m) - Pre_Amplifier Gain (dB).

Site: NS-AC1	Test Date: 2024-08-08
Limit: FCC_5G_RE(3m)	Engineer: Ted Chen
Probe: NS-AC1_BBHA9120D_2111_1-18GHz	Polarity: Horizontal
EUT: SkyNet IAB Node	Power: By PoE
Test Mode: Transmit by 802.11ax-HE20 at 5700MHz	

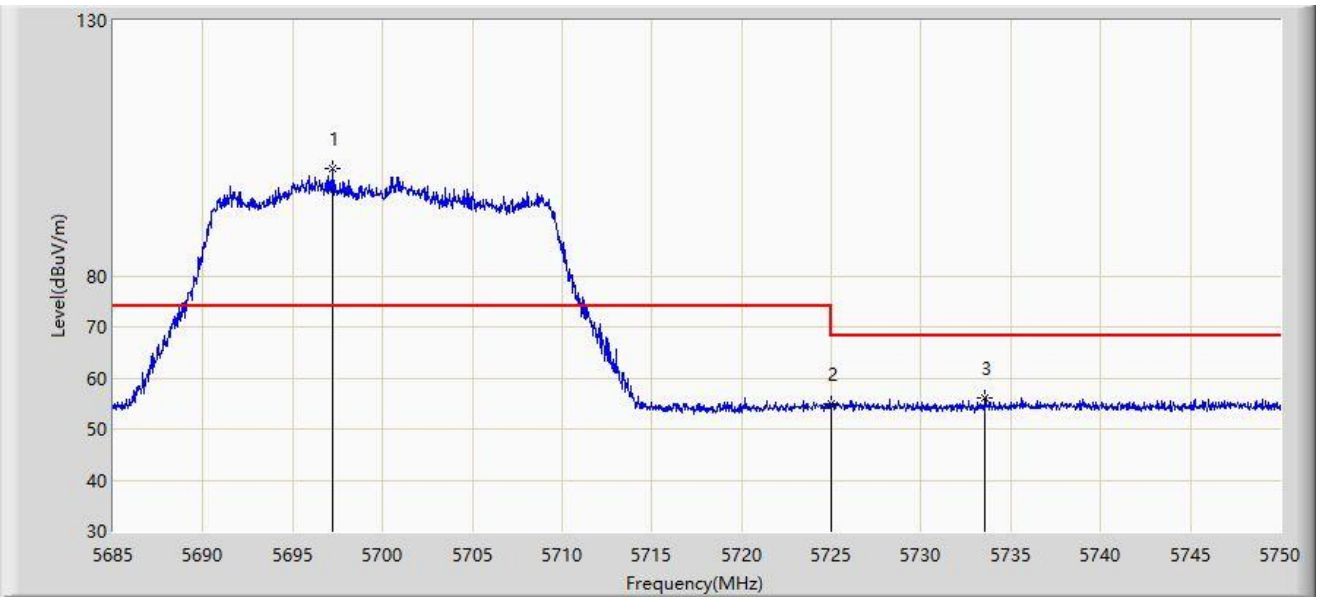

No	Mark	Frequency (MHz)	Measure Level (dBµV/m)	Reading Level (dBµV)	Margin (dB)	Limit (dBµV/m)	Factor (dB/m)	Type
1		5697.187	101.078	97.704	N/A	N/A	3.374	PK
2		5725.000	54.801	51.487	-13.399	68.200	3.314	PK
3	*	5733.587	56.103	52.694	-12.097	68.200	3.409	PK

Note 1: " * ", means this data is the worst emission level.

Note 2: Measure Level (dBµV/m) = Reading Level (dBµV) + Factor (dB/m).

Note 3: Factor (dB/m) = Cable Loss (dB) + Antenna Factor (dB/m) - Pre_Amplifier Gain (dB).

Site: NS-AC1	Test Date: 2024-08-08
Limit: FCC_5G_RE(3m)	Engineer: Ted Chen
Probe: NS-AC1_BBHA9120D_2111_1-18GHz	Polarity: Vertical
EUT: SkyNet IAB Node	Power: By PoE
Test Mode: Transmit by 802.11ax-HE20 at 5700MHz	

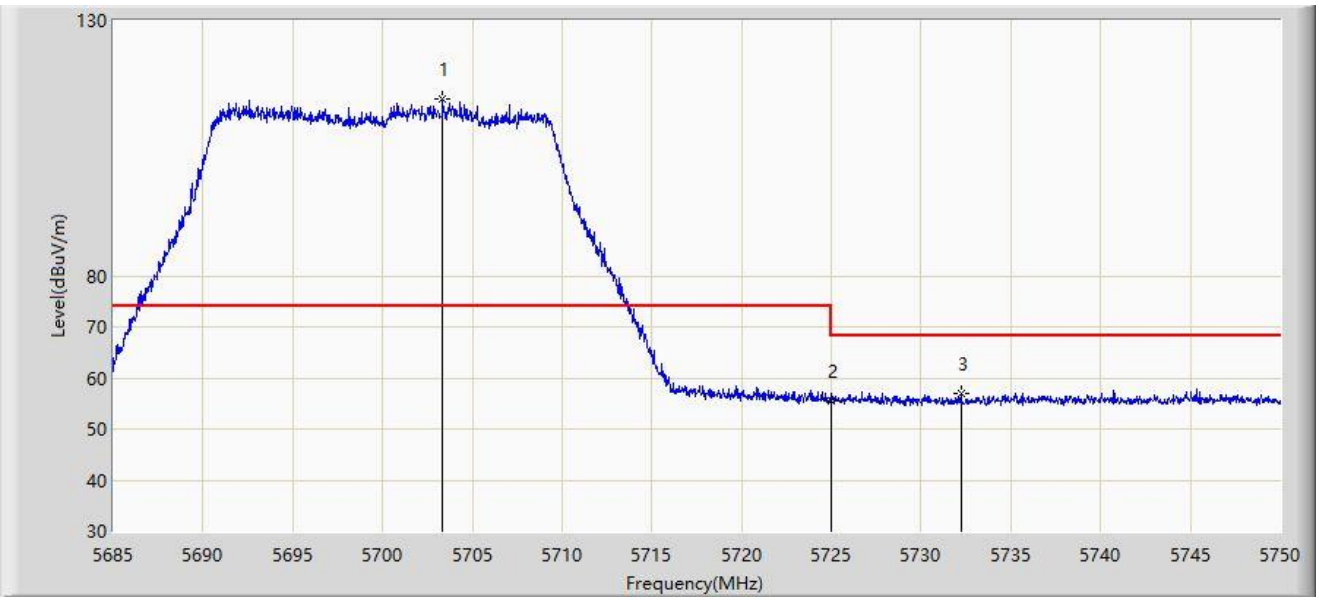

No	Mark	Frequency (MHz)	Measure Level (dBµV/m)	Reading Level (dBµV)	Margin (dB)	Limit (dBµV/m)	Factor (dB/m)	Type
1		5703.362	114.615	111.475	N/A	N/A	3.139	PK
2		5725.000	55.504	52.190	-12.696	68.200	3.314	PK
3	*	5732.223	56.925	53.529	-11.275	68.200	3.396	PK

Note 1: " * ", means this data is the worst emission level.

Note 2: Measure Level (dBµV/m) = Reading Level (dBµV) + Factor (dB/m).

Note 3: Factor (dB/m) = Cable Loss (dB) + Antenna Factor (dB/m) - Pre_Amplifier Gain (dB).

Site: NS-AC1	Test Date: 2024-08-08
Limit: FCC_5.8G_RE(3m)	Engineer: Ted Chen
Probe: NS-AC1_BBHA9120D_2111_1-18GHz	Polarity: Horizontal
EUT: SkyNet IAB Node	Power: By PoE
Test Mode: Transmit by 802.11ax-HE20 at 5745MHz	

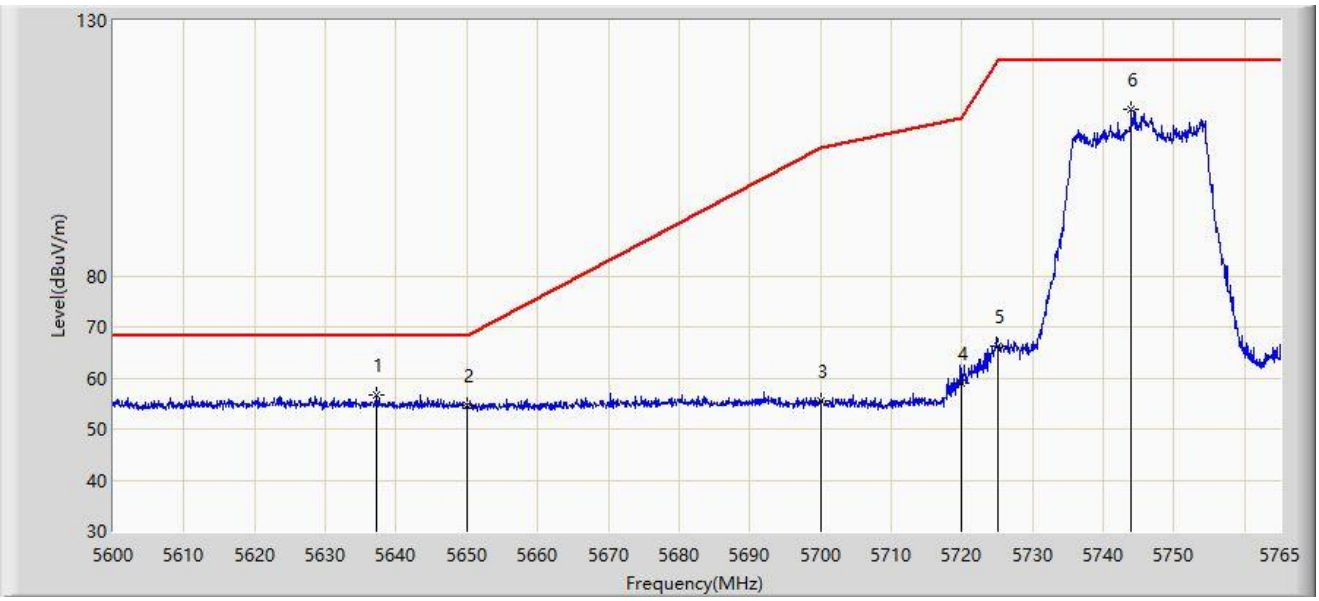

No	Mark	Frequency (MHz)	Measure Level (dBµV/m)	Reading Level (dBµV)	Margin (dB)	Limit (dBµV/m)	Factor (dB/m)	Type
1	*	5637.125	56.697	53.619	-11.503	68.200	3.078	PK
2		5650.000	54.623	51.738	-13.577	68.200	2.885	PK
3		5700.000	55.466	52.199	-49.734	105.200	3.267	PK
4		5720.000	59.061	55.868	-51.739	110.800	3.192	PK
5		5725.000	66.234	62.920	-55.966	122.200	3.314	PK
6		5743.962	112.567	109.081	N/A	N/A	3.486	PK

Note 1: " * ", means this data is the worst emission level.

Note 2: Measure Level (dBµV/m) = Reading Level (dBµV) + Factor (dB/m).

Note 3: Factor (dB/m) = Cable Loss (dB) + Antenna Factor (dB/m) - Pre_Amplifier Gain (dB).

Site: NS-AC1	Test Date: 2024-08-08
Limit: FCC_5.8G_RE(3m)	Engineer: Ted Chen
Probe: NS-AC1_BBHA9120D_2111_1-18GHz	Polarity: Vertical
EUT: SkyNet IAB Node	Power: By PoE
Test Mode: Transmit by 802.11ax-HE20 at 5745MHz	

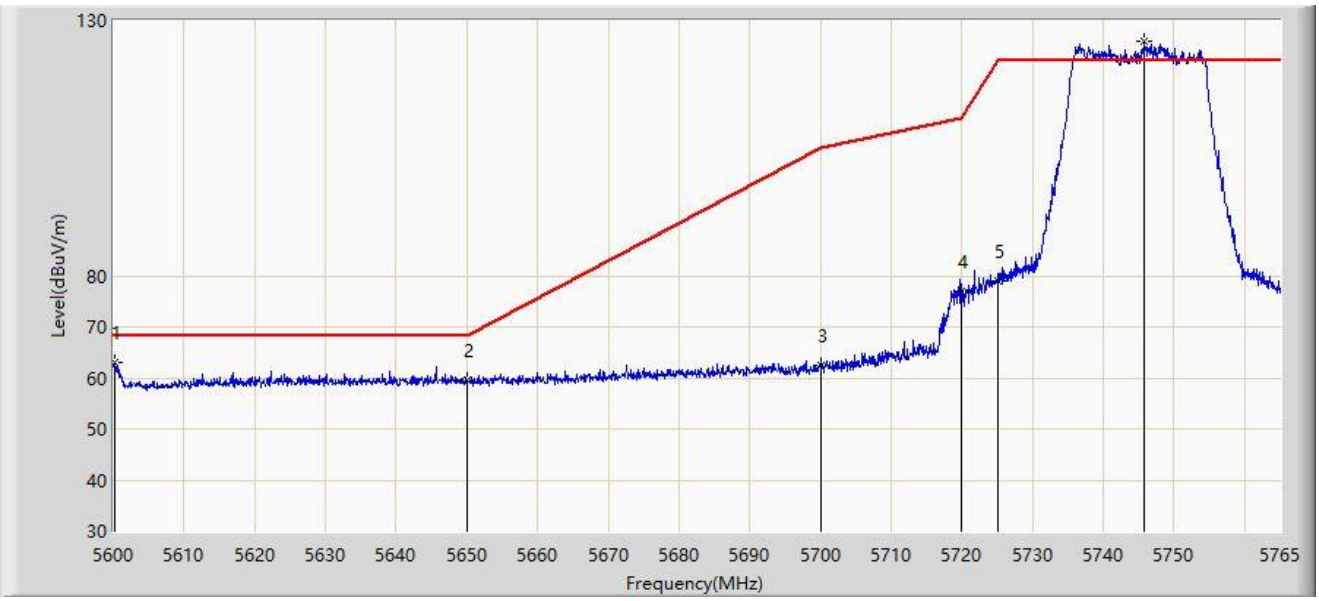

No	Mark	Frequency (MHz)	Measure Level (dBµV/m)	Reading Level (dBµV)	Margin (dB)	Limit (dBµV/m)	Factor (dB/m)	Type
1	*	5600.165	62.930	60.128	-5.270	68.200	2.802	PK
2		5650.000	59.453	56.568	-8.747	68.200	2.885	PK
3		5700.000	62.351	59.084	-42.849	105.200	3.267	PK
4		5720.000	76.905	73.712	-33.895	110.800	3.192	PK
5		5725.000	78.919	75.605	-43.281	122.200	3.314	PK
6		5745.860	125.886	122.421	N/A	N/A	3.465	PK

Note 1: " * ", means this data is the worst emission level.

Note 2: Measure Level (dBµV/m) = Reading Level (dBµV) + Factor (dB/m).

Note 3: Factor (dB/m) = Cable Loss (dB) + Antenna Factor (dB/m) - Pre_Amplifier Gain (dB).

Site: NS-AC1	Test Date: 2024-08-08
Limit: FCC_5.8G_RE(3m)	Engineer: Ted Chen
Probe: NS-AC1_BBHA9120D_2111_1-18GHz	Polarity: Horizontal
EUT: SkyNet IAB Node	Power: By PoE
Test Mode: Transmit by 802.11ax-HE20 at 5825MHz	

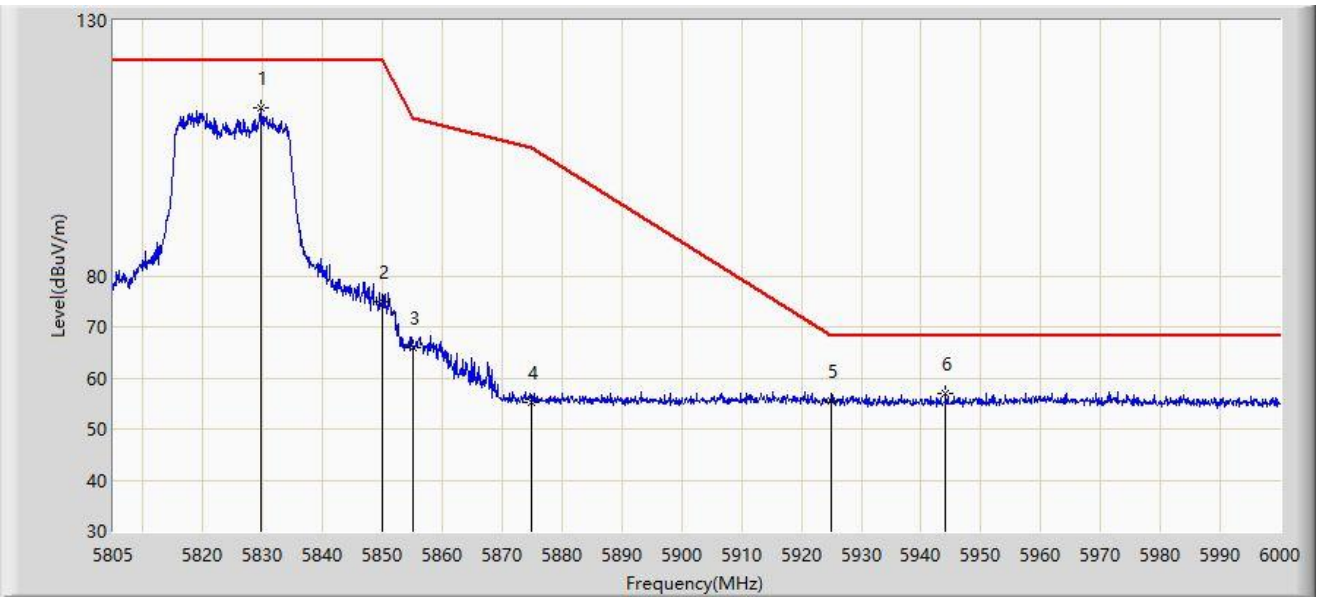

No	Mark	Frequency (MHz)	Measure Level (dBµV/m)	Reading Level (dBµV)	Margin (dB)	Limit (dBµV/m)	Factor (dB/m)	Type
1		5829.765	112.895	109.407	N/A	N/A	3.489	PK
2		5850.000	74.876	71.449	-47.324	122.200	3.427	PK
3		5855.000	65.936	62.435	-44.864	110.800	3.502	PK
4		5875.000	55.253	51.610	-49.947	105.200	3.644	PK
5		5925.000	55.460	51.675	-12.740	68.200	3.784	PK
6	*	5944.132	56.832	53.123	-11.368	68.200	3.708	PK

Note 1: " * ", means this data is the worst emission level.

Note 2: Measure Level (dBµV/m) = Reading Level (dBµV) + Factor (dB/m).

Note 3: Factor (dB/m) = Cable Loss (dB) + Antenna Factor (dB/m) - Pre_Amplifier Gain (dB).

Site: NS-AC1	Test Date: 2024-08-08
Limit: FCC_5.8G_RE(3m)	Engineer: Ted Chen
Probe: NS-AC1_BBHA9120D_2111_1-18GHz	Polarity: Vertical
EUT: SkyNet IAB Node	Power: By PoE
Test Mode: Transmit by 802.11ax-HE20 at 5825MHz	

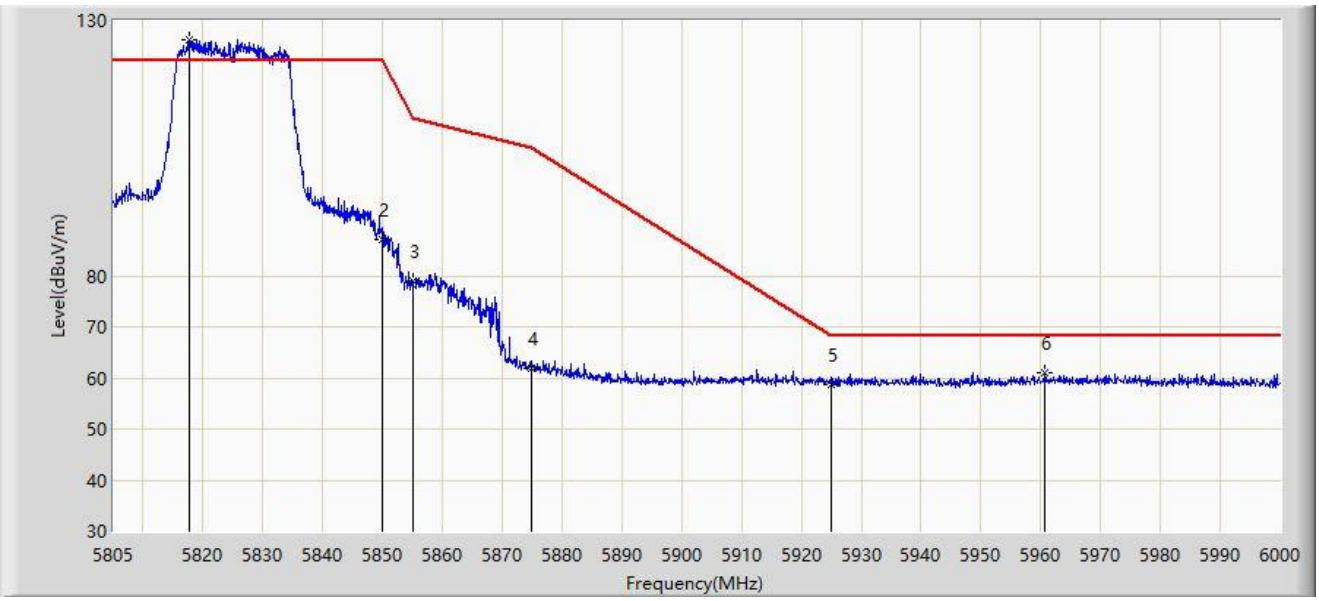

No	Mark	Frequency (MHz)	Measure Level (dBµV/m)	Reading Level (dBµV)	Margin (dB)	Limit (dBµV/m)	Factor (dB/m)	Type
1		5817.675	126.257	122.781	N/A	N/A	3.476	PK
2		5850.000	87.132	83.705	-35.068	122.200	3.427	PK
3		5855.000	78.905	75.404	-31.895	110.800	3.502	PK
4		5875.000	61.893	58.250	-43.307	105.200	3.644	PK
5		5925.000	58.781	54.996	-9.419	68.200	3.784	PK
6	*	5960.708	60.917	56.819	-7.283	68.200	4.097	PK

Note 1: " * ", means this data is the worst emission level.

Note 2: Measure Level (dBµV/m) = Reading Level (dBµV) + Factor (dB/m).

Note 3: Factor (dB/m) = Cable Loss (dB) + Antenna Factor (dB/m) - Pre_Amplifier Gain (dB).

Site: NS-AC1	Test Date: 2024-08-08
Limit: FCC_5G_RE(3m)	Engineer: Ted Chen
Probe: NS-AC1_BBHA9120D_2111_1-18GHz	Polarity: Horizontal
EUT: SkyNet IAB Node	Power: By PoE
Test Mode: Transmit by 802.11ax-HE40 at 5190MHz	

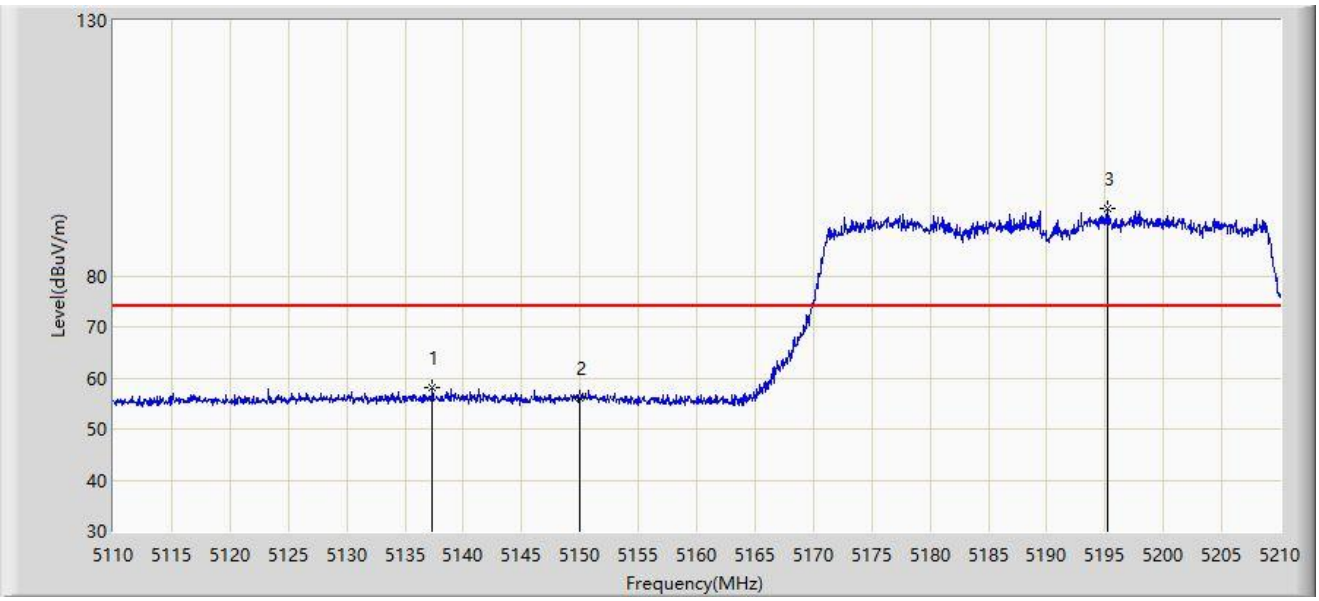

No	Mark	Frequency (MHz)	Measure Level (dBµV/m)	Reading Level (dBµV)	Margin (dB)	Limit (dBµV/m)	Factor (dB/m)	Type
1	*	5137.350	58.112	53.890	-15.888	74.000	4.221	PK
2		5150.000	56.007	51.817	-17.993	74.000	4.189	PK
3		5195.250	93.240	89.587	N/A	N/A	3.652	PK

Note 1: " * ", means this data is the worst emission level.

Note 2: Measure Level (dBµV/m) = Reading Level (dBµV) + Factor (dB/m).

Note 3: Factor (dB/m) = Cable Loss (dB) + Antenna Factor (dB/m) - Pre_Amplifier Gain (dB).

Site: NS-AC1	Test Date: 2024-08-08
Limit: FCC_5G_RE(3m)	Engineer: Ted Chen
Probe: NS-AC1_BBHA9120D_2111_1-18GHz	Polarity: Horizontal
EUT: SkyNet IAB Node	Power: By PoE
Test Mode: Transmit by 802.11ax-HE40 at 5190MHz	

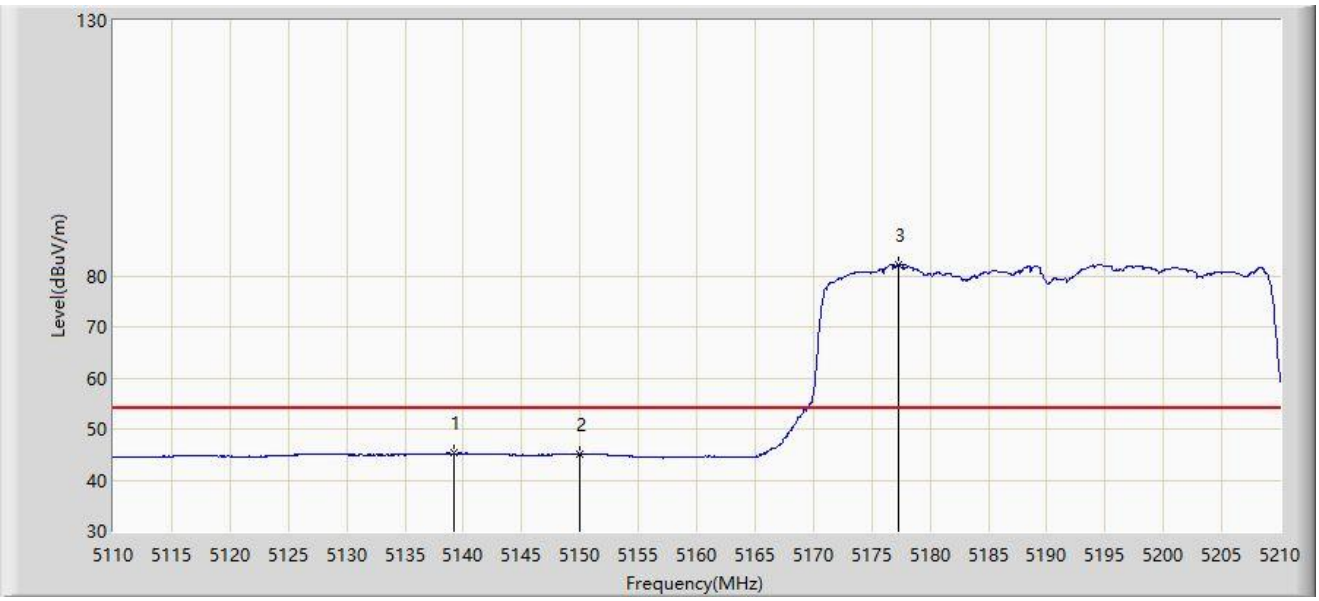

No	Mark	Frequency (MHz)	Measure Level (dBµV/m)	Reading Level (dBµV)	Margin (dB)	Limit (dBµV/m)	Factor (dB/m)	Type
1	*	5139.200	45.240	41.009	-8.760	54.000	4.231	AV
2		5150.000	44.983	40.793	-9.017	54.000	4.189	AV
3		5177.300	82.288	78.747	N/A	N/A	3.541	AV

Note 1: " * ", means this data is the worst emission level.

Note 2: Measure Level (dBµV/m) = Reading Level (dBµV) + Factor (dB/m).

Note 3: Factor (dB/m) = Cable Loss (dB) + Antenna Factor (dB/m) - Pre_Amplifier Gain (dB).

Site: NS-AC1	Test Date: 2024-08-08
Limit: FCC_5G_RE(3m)	Engineer: Ted Chen
Probe: NS-AC1_BBHA9120D_2111_1-18GHz	Polarity: Vertical
EUT: SkyNet IAB Node	Power: By PoE
Test Mode: Transmit by 802.11ax-HE40 at 5190MHz	

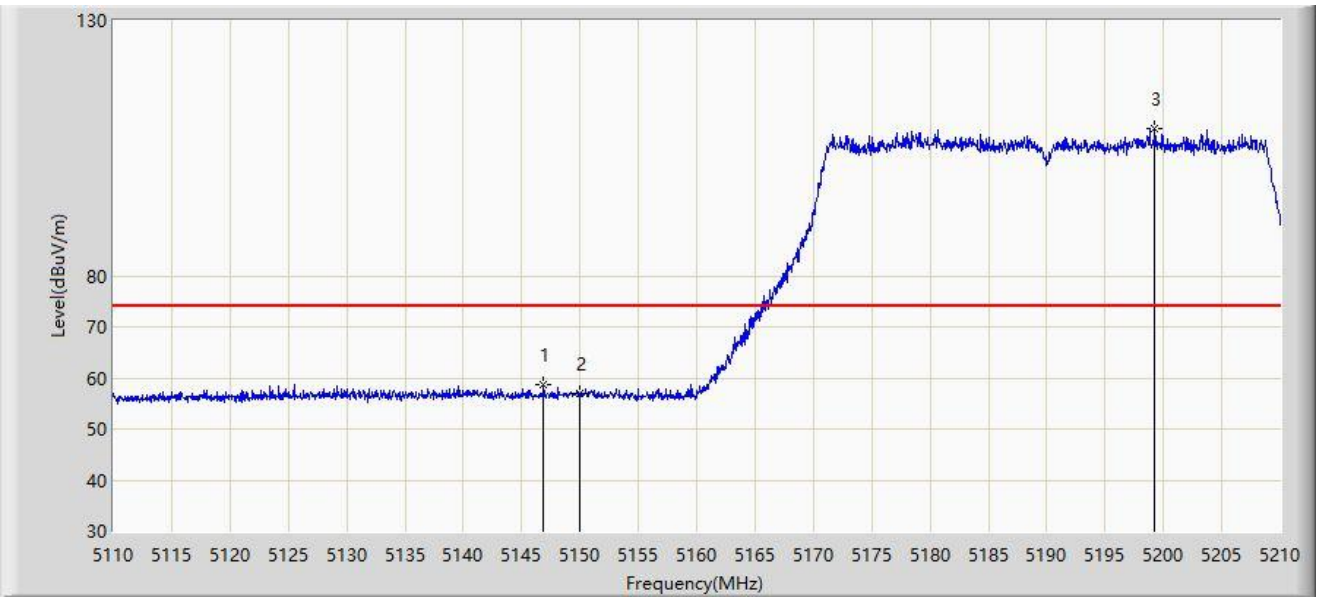

No	Mark	Frequency (MHz)	Measure Level (dBµV/m)	Reading Level (dBµV)	Margin (dB)	Limit (dBµV/m)	Factor (dB/m)	Type
1	*	5146.900	58.767	54.496	-15.233	74.000	4.272	PK
2		5150.000	57.031	52.841	-16.969	74.000	4.189	PK
3		5199.250	108.789	105.115	N/A	N/A	3.674	PK

Note 1: " * ", means this data is the worst emission level.

Note 2: Measure Level (dBµV/m) = Reading Level (dBµV) + Factor (dB/m).

Note 3: Factor (dB/m) = Cable Loss (dB) + Antenna Factor (dB/m) - Pre_Amplifier Gain (dB).

Site: NS-AC1	Test Date: 2024-08-08
Limit: FCC_5G_RE(3m)	Engineer: Ted Chen
Probe: NS-AC1_BBHA9120D_2111_1-18GHz	Polarity: Vertical
EUT: SkyNet IAB Node	Power: By PoE
Test Mode: Transmit by 802.11ax-HE40 at 5190MHz	

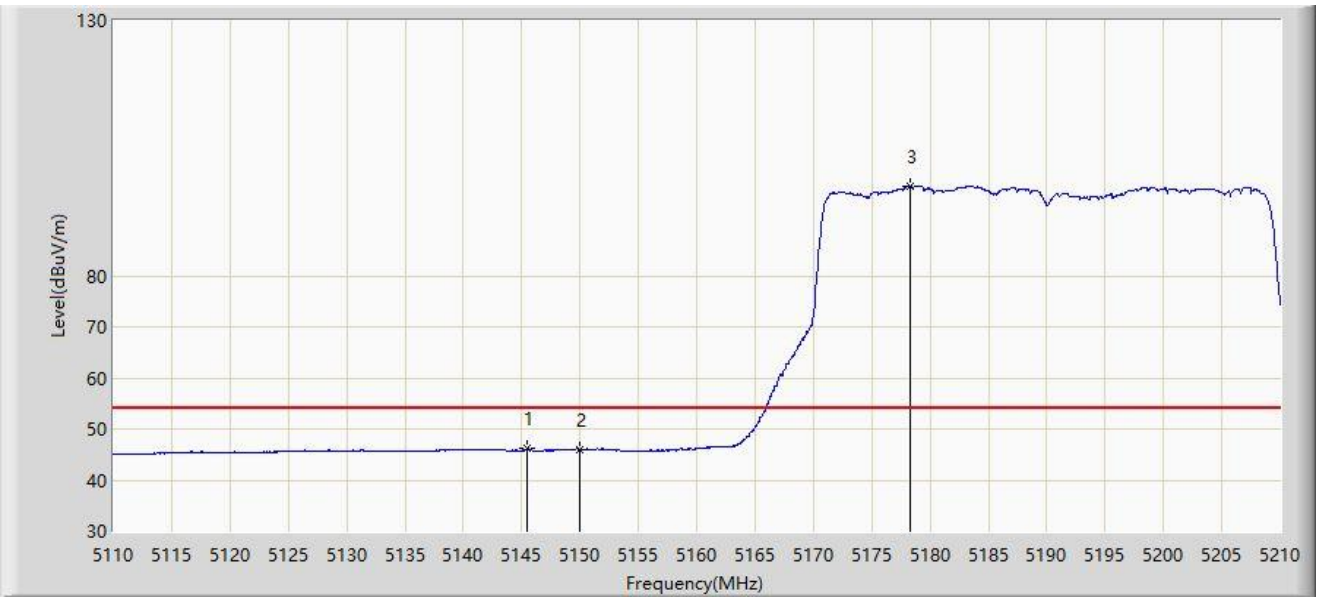

No	Mark	Frequency (MHz)	Measure Level (dBµV/m)	Reading Level (dBµV)	Margin (dB)	Limit (dBµV/m)	Factor (dB/m)	Type
1	*	5145.500	46.149	41.885	-7.851	54.000	4.264	AV
2		5150.000	46.028	41.838	-7.972	54.000	4.189	AV
3		5178.350	97.665	94.123	N/A	N/A	3.542	AV

Note 1: " * ", means this data is the worst emission level.

Note 2: Measure Level (dBµV/m) = Reading Level (dBµV) + Factor (dB/m).

Note 3: Factor (dB/m) = Cable Loss (dB) + Antenna Factor (dB/m) - Pre_Amplifier Gain (dB).

Site: NS-AC1	Test Date: 2024-08-08
Limit: FCC_5G_RE(3m)	Engineer: Ted Chen
Probe: NS-AC1_BBHA9120D_2111_1-18GHz	Polarity: Horizontal
EUT: SkyNet IAB Node	Power: By PoE
Test Mode: Transmit by 802.11ax-HE40 at 5310MHz	

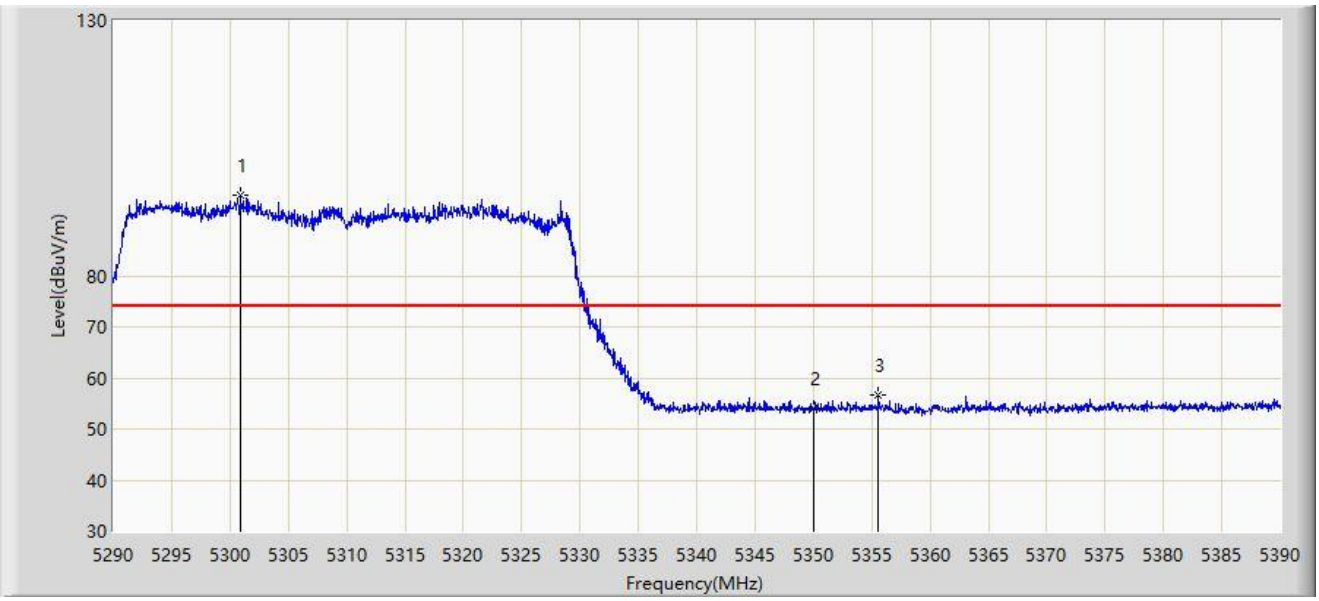

No	Mark	Frequency (MHz)	Measure Level (dBµV/m)	Reading Level (dBµV)	Margin (dB)	Limit (dBµV/m)	Factor (dB/m)	Type
1		5300.900	95.661	92.584	N/A	N/A	3.077	PK
2		5350.000	54.190	51.379	-19.810	74.000	2.811	PK
3	*	5355.600	56.604	53.834	-17.396	74.000	2.770	PK

Note 1: " * ", means this data is the worst emission level.

Note 2: Measure Level (dBµV/m) = Reading Level (dBµV) + Factor (dB/m).

Note 3: Factor (dB/m) = Cable Loss (dB) + Antenna Factor (dB/m) - Pre_Amplifier Gain (dB).

Site: NS-AC1	Test Date: 2024-08-08
Limit: FCC_5G_RE(3m)	Engineer: Ted Chen
Probe: NS-AC1_BBHA9120D_2111_1-18GHz	Polarity: Horizontal
EUT: SkyNet IAB Node	Power: By PoE
Test Mode: Transmit by 802.11ax-HE40 at 5310MHz	

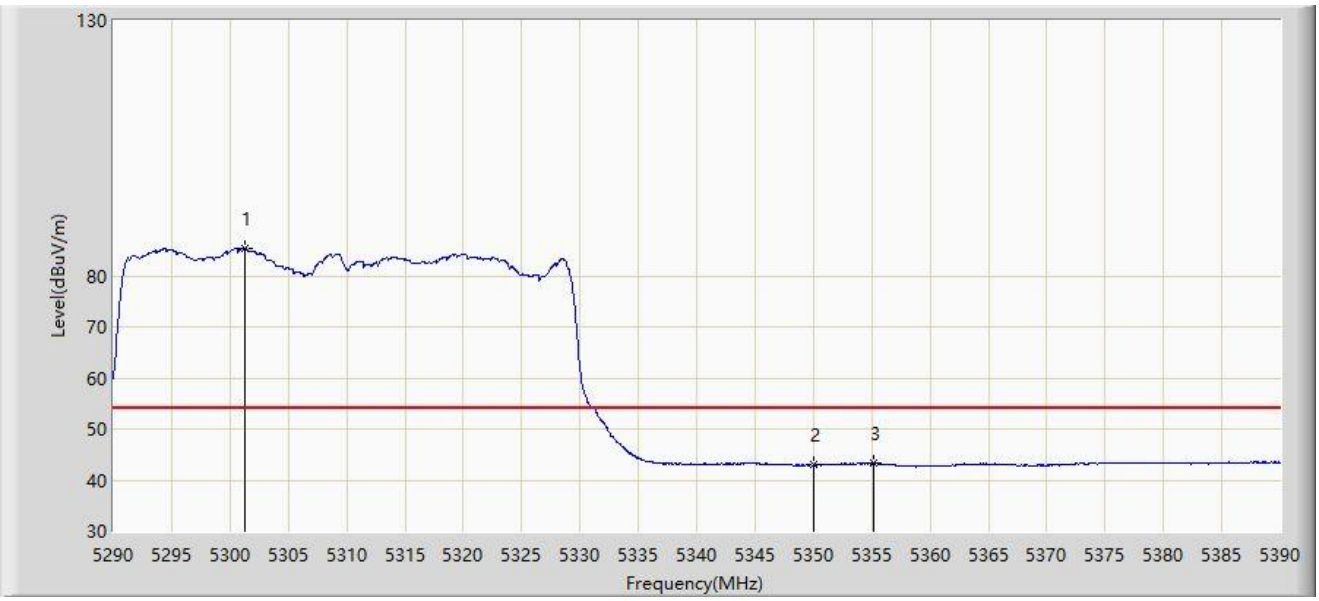

No	Mark	Frequency (MHz)	Measure Level (dBµV/m)	Reading Level (dBµV)	Margin (dB)	Limit (dBµV/m)	Factor (dB/m)	Type
1		5301.300	85.361	82.292	N/A	N/A	3.069	AV
2		5350.000	42.905	40.094	-11.095	54.000	2.811	AV
3	*	5355.200	43.295	40.518	-10.705	54.000	2.778	AV

Note 1: " * ", means this data is the worst emission level.

Note 2: Measure Level (dBµV/m) = Reading Level (dBµV) + Factor (dB/m).

Note 3: Factor (dB/m) = Cable Loss (dB) + Antenna Factor (dB/m) - Pre_Amplifier Gain (dB).

Site: NS-AC1	Test Date: 2024-08-08
Limit: FCC_5G_RE(3m)	Engineer: Ted Chen
Probe: NS-AC1_BBHA9120D_2111_1-18GHz	Polarity: Vertical
EUT: SkyNet IAB Node	Power: By PoE
Test Mode: Transmit by 802.11ax-HE40 at 5310MHz	

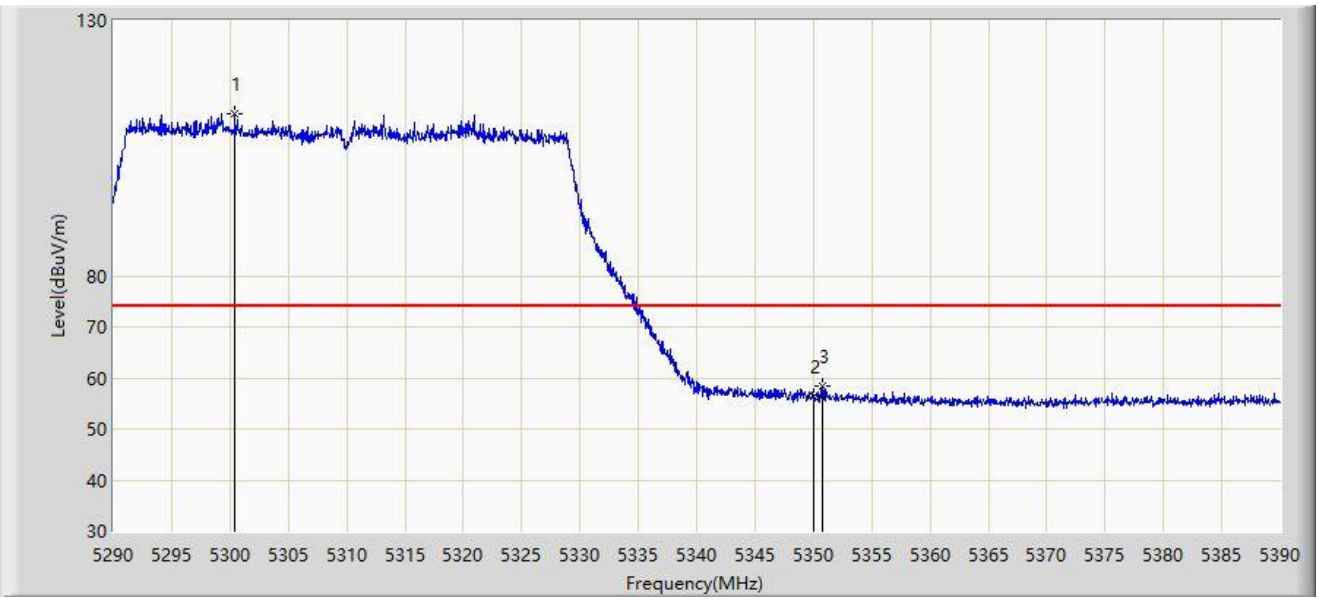

No	Mark	Frequency (MHz)	Measure Level (dBµV/m)	Reading Level (dBµV)	Margin (dB)	Limit (dBµV/m)	Factor (dB/m)	Type
1		5300.450	111.810	108.744	N/A	N/A	3.066	PK
2		5350.000	56.482	53.671	-17.518	74.000	2.811	PK
3	*	5350.800	58.486	55.667	-15.514	74.000	2.819	PK

Note 1: " * ", means this data is the worst emission level.

Note 2: Measure Level (dBµV/m) = Reading Level (dBµV) + Factor (dB/m).

Note 3: Factor (dB/m) = Cable Loss (dB) + Antenna Factor (dB/m) - Pre_Amplifier Gain (dB).

Site: NS-AC1	Test Date: 2024-08-08
Limit: FCC_5G_RE(3m)	Engineer: Ted Chen
Probe: NS-AC1_BBHA9120D_2111_1-18GHz	Polarity: Vertical
EUT: SkyNet IAB Node	Power: By PoE
Test Mode: Transmit by 802.11ax-HE40 at 5310MHz	

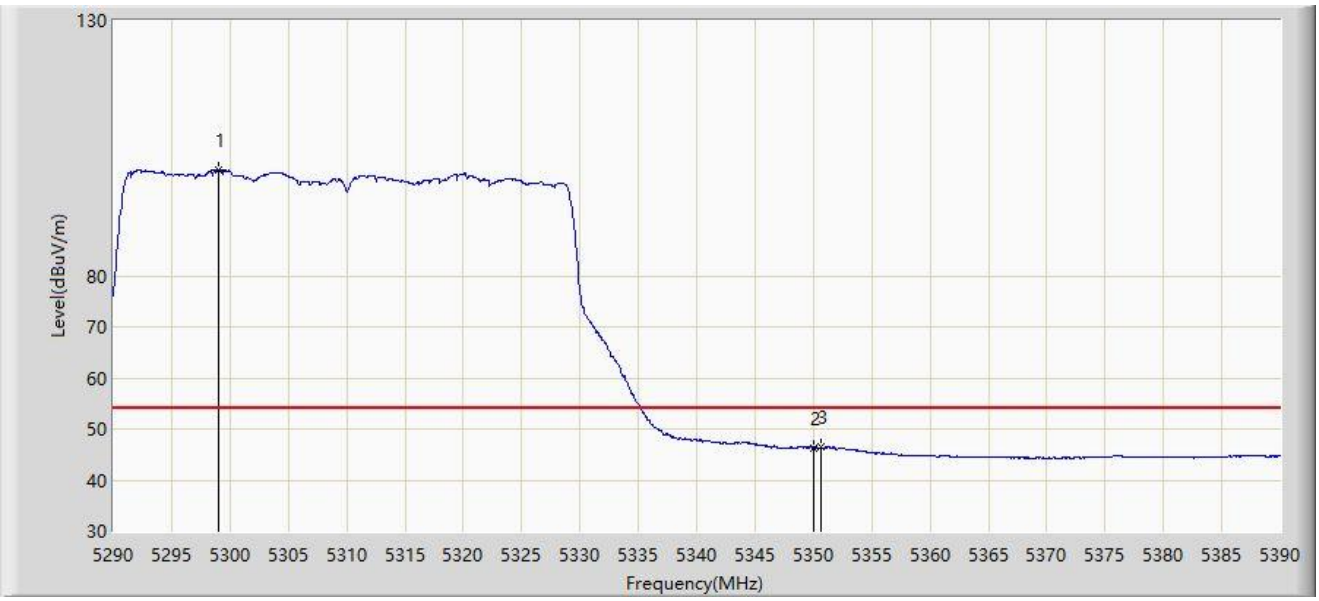

No	Mark	Frequency (MHz)	Measure Level (dBµV/m)	Reading Level (dBµV)	Margin (dB)	Limit (dBµV/m)	Factor (dB/m)	Type
1		5299.050	100.775	97.741	N/A	N/A	3.034	AV
2		5350.000	46.203	43.392	-7.797	54.000	2.811	AV
3	*	5350.650	46.495	43.677	-7.505	54.000	2.818	AV

Note 1: " * ", means this data is the worst emission level.

Note 2: Measure Level (dBµV/m) = Reading Level (dBµV) + Factor (dB/m).

Note 3: Factor (dB/m) = Cable Loss (dB) + Antenna Factor (dB/m) - Pre_Amplifier Gain (dB).

Site: NS-AC1	Test Date: 2024-08-08
Limit: FCC_5G_RE(3m)	Engineer: Ted Chen
Probe: NS-AC1_BBHA9120D_2111_1-18GHz	Polarity: Horizontal
EUT: SkyNet IAB Node	Power: By PoE
Test Mode: Transmit by 802.11ax-HE40 at 5510MHz	

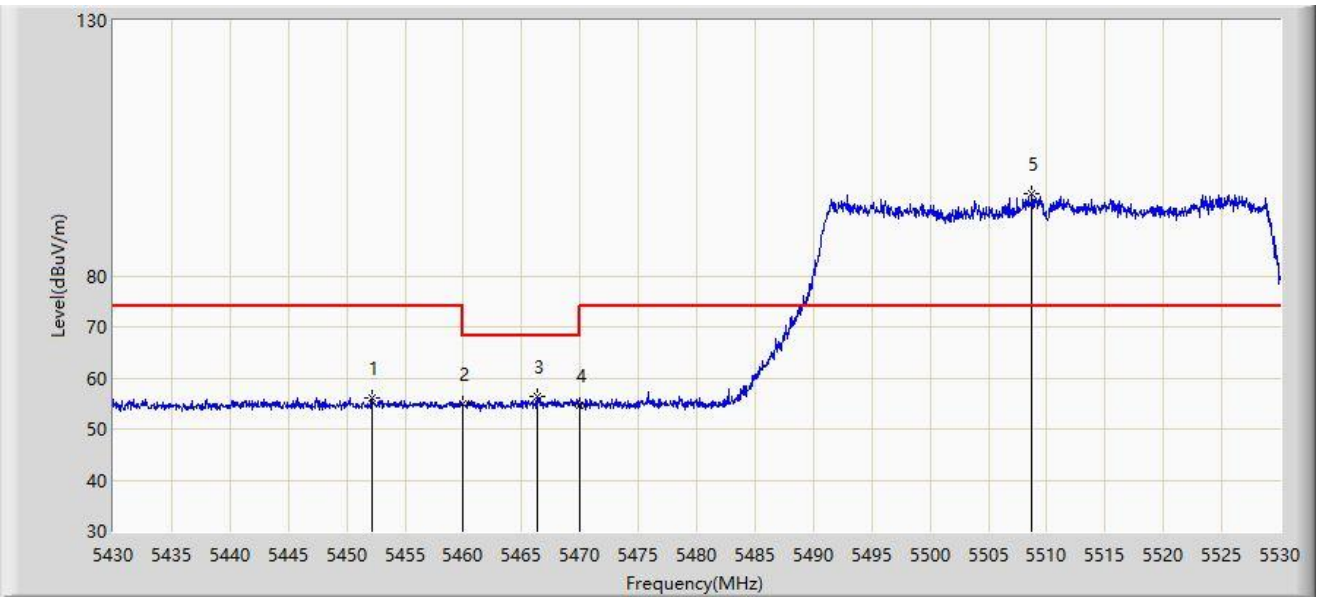

No	Mark	Frequency (MHz)	Measure Level (dBµV/m)	Reading Level (dBµV)	Margin (dB)	Limit (dBµV/m)	Factor (dB/m)	Type
1		5452.150	55.943	53.246	-18.057	74.000	2.698	PK
2		5460.000	54.890	52.139	-19.110	74.000	2.751	PK
3	*	5466.400	56.424	53.601	-11.776	68.200	2.823	PK
4		5470.000	54.552	51.688	-13.648	68.200	2.864	PK
5		5508.750	96.192	93.659	N/A	N/A	2.534	PK

Note 1: " * ", means this data is the worst emission level.

Note 2: Measure Level (dBµV/m) = Reading Level (dBµV) + Factor (dB/m).

Note 3: Factor (dB/m) = Cable Loss (dB) + Antenna Factor (dB/m) - Pre_Amplifier Gain (dB).

Site: NS-AC1	Test Date: 2024-08-08
Limit: FCC_5G_RE(3m)	Engineer: Ted Chen
Probe: NS-AC1_BBHA9120D_2111_1-18GHz	Polarity: Horizontal
EUT: SkyNet IAB Node	Power: By PoE
Test Mode: Transmit by 802.11ax-HE40 at 5510MHz	

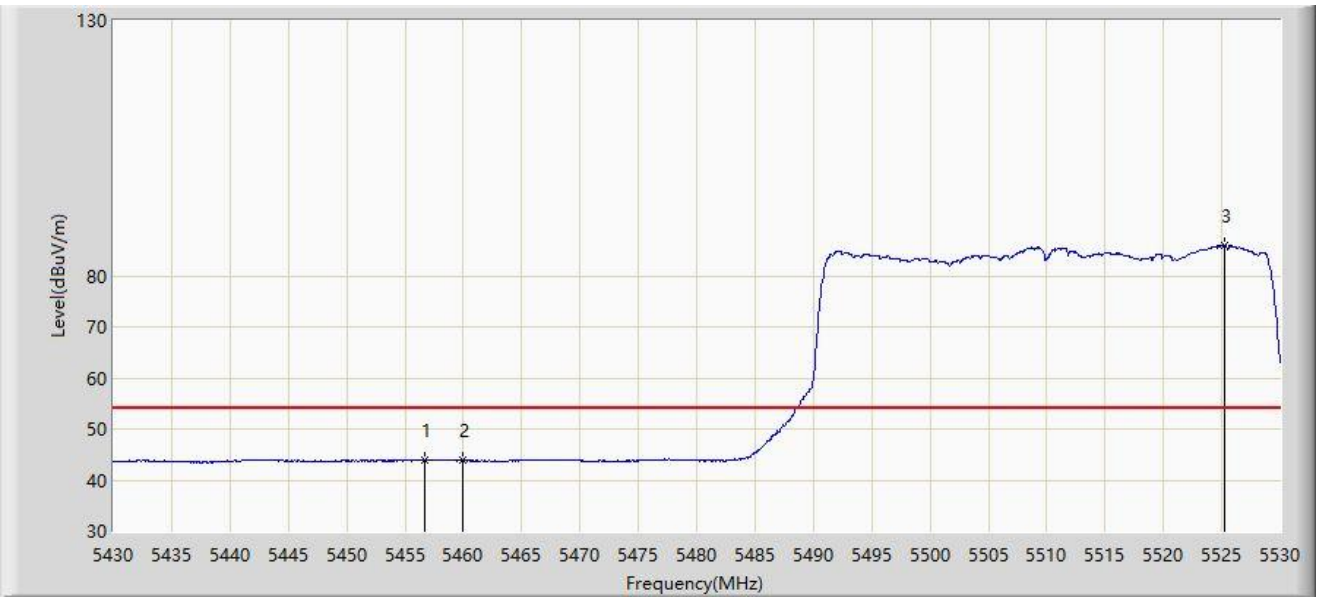

No	Mark	Frequency (MHz)	Measure Level (dBµV/m)	Reading Level (dBµV)	Margin (dB)	Limit (dBµV/m)	Factor (dB/m)	Type
1	*	5456.750	43.990	41.275	-10.010	54.000	2.715	AV
2		5460.000	43.879	41.128	-10.121	54.000	2.751	AV
3		5525.300	85.938	83.034	N/A	N/A	2.903	AV

Note 1: " * ", means this data is the worst emission level.

Note 2: Measure Level (dBµV/m) = Reading Level (dBµV) + Factor (dB/m).

Note 3: Factor (dB/m) = Cable Loss (dB) + Antenna Factor (dB/m) - Pre_Amplifier Gain (dB).

Site: NS-AC1	Test Date: 2024-08-08
Limit: FCC_5G_RE(3m)	Engineer: Ted Chen
Probe: NS-AC1_BBHA9120D_2111_1-18GHz	Polarity: Vertical
EUT: SkyNet IAB Node	Power: By PoE
Test Mode: Transmit by 802.11ax-HE40 at 5510MHz	

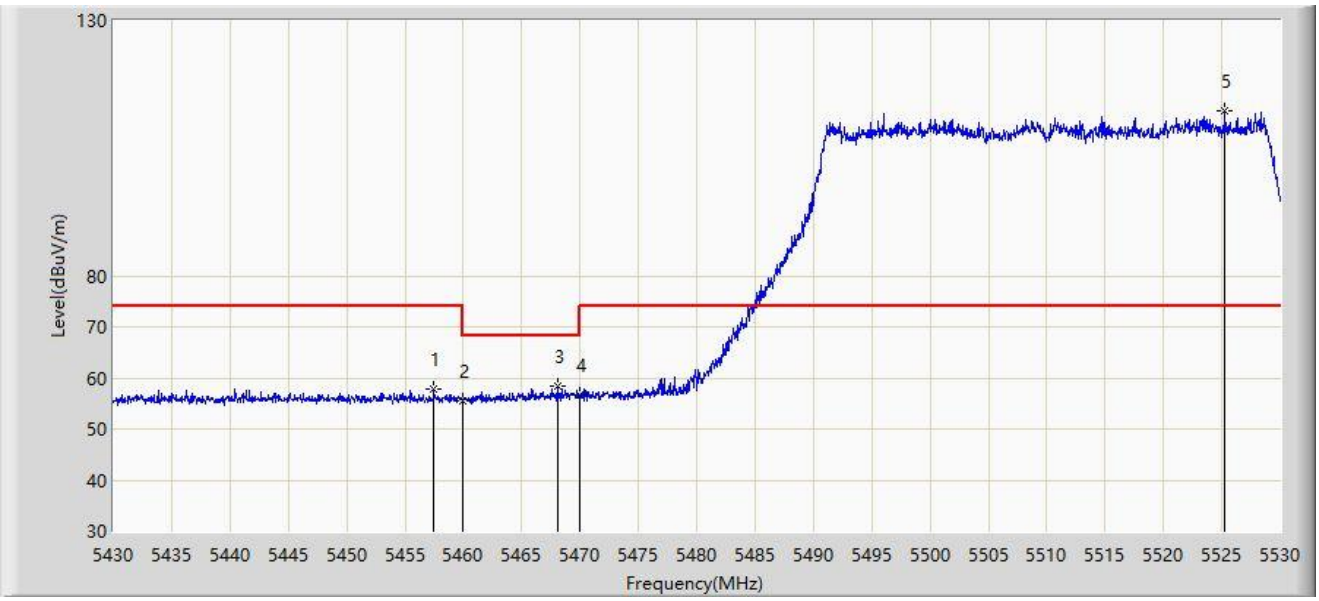

No	Mark	Frequency (MHz)	Measure Level (dBµV/m)	Reading Level (dBµV)	Margin (dB)	Limit (dBµV/m)	Factor (dB/m)	Type
1		5457.450	57.896	55.173	-16.104	74.000	2.723	PK
2		5460.000	55.503	52.752	-18.497	74.000	2.751	PK
3	*	5468.150	58.277	55.434	-9.923	68.200	2.843	PK
4		5470.000	56.782	53.918	-11.418	68.200	2.864	PK
5		5525.300	112.352	109.448	N/A	N/A	2.903	PK

Note 1: " * ", means this data is the worst emission level.

Note 2: Measure Level (dBµV/m) = Reading Level (dBµV) + Factor (dB/m).

Note 3: Factor (dB/m) = Cable Loss (dB) + Antenna Factor (dB/m) - Pre_Amplifier Gain (dB).

Site: NS-AC1	Test Date: 2024-08-08
Limit: FCC_5G_RE(3m)	Engineer: Ted Chen
Probe: NS-AC1_BBHA9120D_2111_1-18GHz	Polarity: Vertical
EUT: SkyNet IAB Node	Power: By PoE
Test Mode: Transmit by 802.11ax-HE40 at 5510MHz	

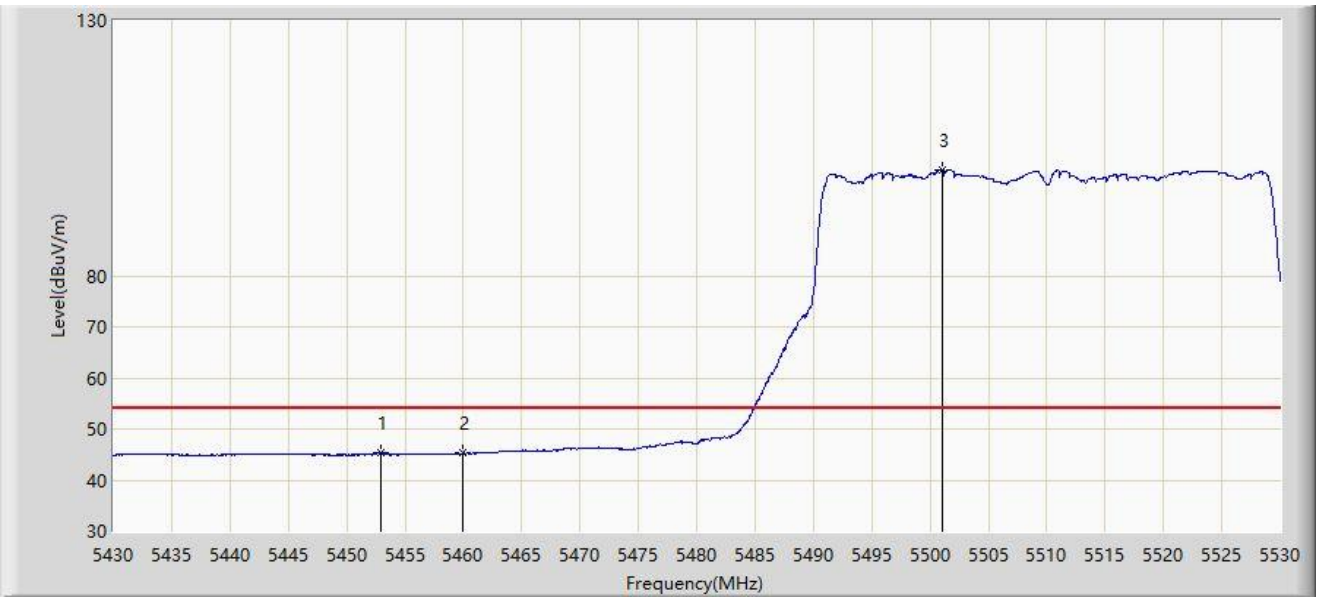

No	Mark	Frequency (MHz)	Measure Level (dBµV/m)	Reading Level (dBµV)	Margin (dB)	Limit (dBµV/m)	Factor (dB/m)	Type
1	*	5452.950	45.386	42.694	-8.614	54.000	2.692	AV
2		5460.000	45.340	42.589	-8.660	54.000	2.751	AV
3		5501.100	100.765	98.252	N/A	N/A	2.513	AV

Note 1: " * ", means this data is the worst emission level.

Note 2: Measure Level (dBµV/m) = Reading Level (dBµV) + Factor (dB/m).

Note 3: Factor (dB/m) = Cable Loss (dB) + Antenna Factor (dB/m) - Pre_Amplifier Gain (dB).

Site: NS-AC1	Test Date: 2024-08-08
Limit: FCC_5G_RE(3m)	Engineer: Ted Chen
Probe: NS-AC1_BBHA9120D_2111_1-18GHz	Polarity: Horizontal
EUT: SkyNet IAB Node	Power: By PoE
Test Mode: Transmit by 802.11ax-HE40 at 5670MHz	

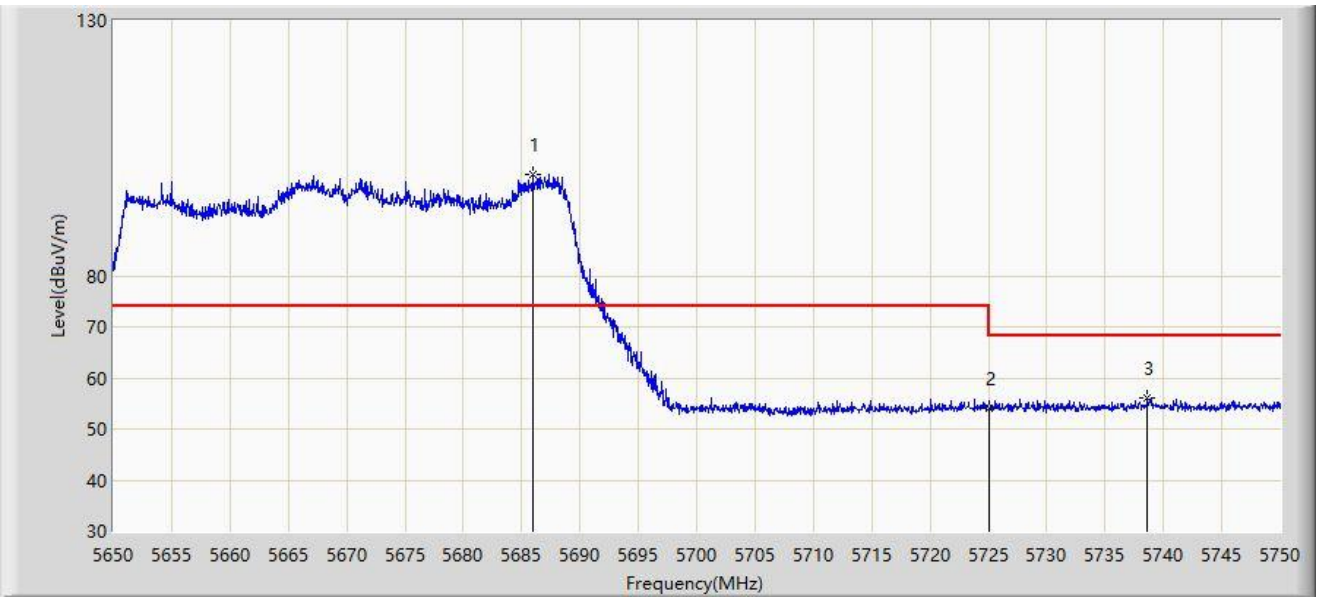

No	Mark	Frequency (MHz)	Measure Level (dBµV/m)	Reading Level (dBµV)	Margin (dB)	Limit (dBµV/m)	Factor (dB/m)	Type
1		5685.950	99.871	96.364	N/A	N/A	3.506	PK
2		5725.000	54.167	50.853	-14.033	68.200	3.314	PK
3	*	5738.650	55.953	52.497	-12.247	68.200	3.456	PK

Note 1: " * ", means this data is the worst emission level.

Note 2: Measure Level (dBµV/m) = Reading Level (dBµV) + Factor (dB/m).

Note 3: Factor (dB/m) = Cable Loss (dB) + Antenna Factor (dB/m) - Pre_Amplifier Gain (dB).

Site: NS-AC1	Test Date: 2024-08-08
Limit: FCC_5G_RE(3m)	Engineer: Ted Chen
Probe: NS-AC1_BBHA9120D_2111_1-18GHz	Polarity: Vertical
EUT: SkyNet IAB Node	Power: By PoE
Test Mode: Transmit by 802.11ax-HE40 at 5670MHz	

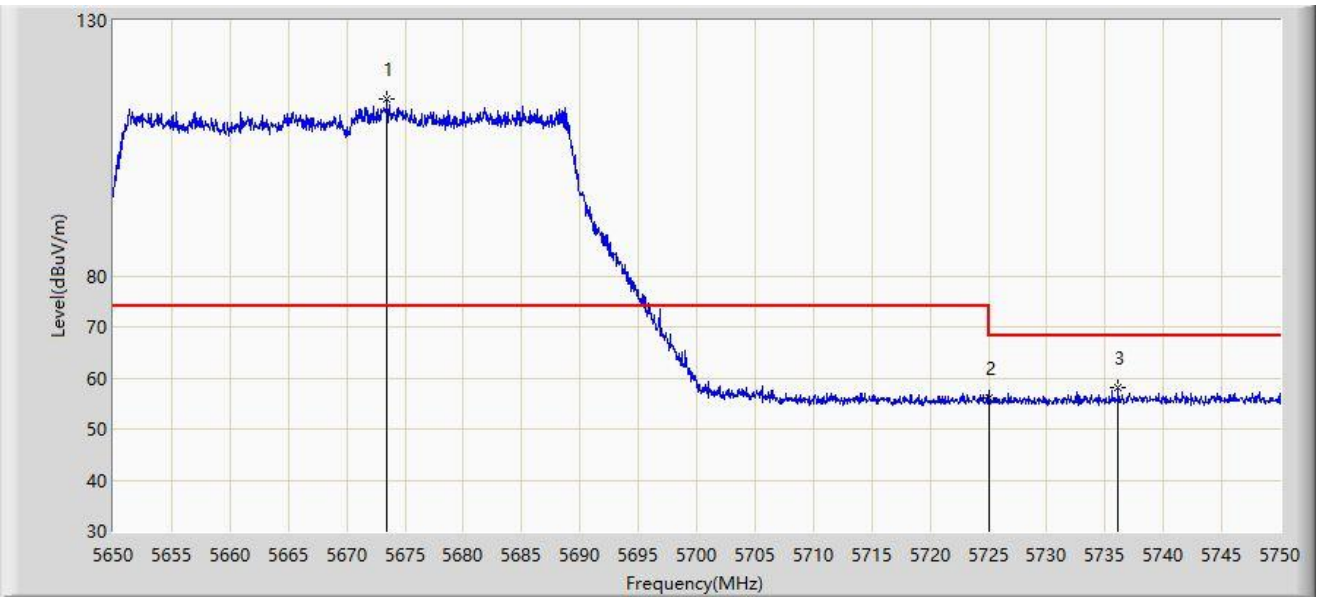

No	Mark	Frequency (MHz)	Measure Level (dBµV/m)	Reading Level (dBµV)	Margin (dB)	Limit (dBµV/m)	Factor (dB/m)	Type
1		5673.450	114.577	111.250	N/A	N/A	3.327	PK
2		5725.000	56.066	52.752	-12.134	68.200	3.314	PK
3	*	5736.150	58.111	54.678	-10.089	68.200	3.433	PK

Note 1: " * ", means this data is the worst emission level.

Note 2: Measure Level (dBµV/m) = Reading Level (dBµV) + Factor (dB/m).

Note 3: Factor (dB/m) = Cable Loss (dB) + Antenna Factor (dB/m) - Pre_Amplifier Gain (dB).

Site: NS-AC1	Test Date: 2024-08-08
Limit: FCC_5.8G_RE(3m)	Engineer: Ted Chen
Probe: NS-AC1_BBHA9120D_2111_1-18GHz	Polarity: Horizontal
EUT: SkyNet IAB Node	Power: By PoE
Test Mode: Transmit by 802.11ax-HE40 at 5755MHz	

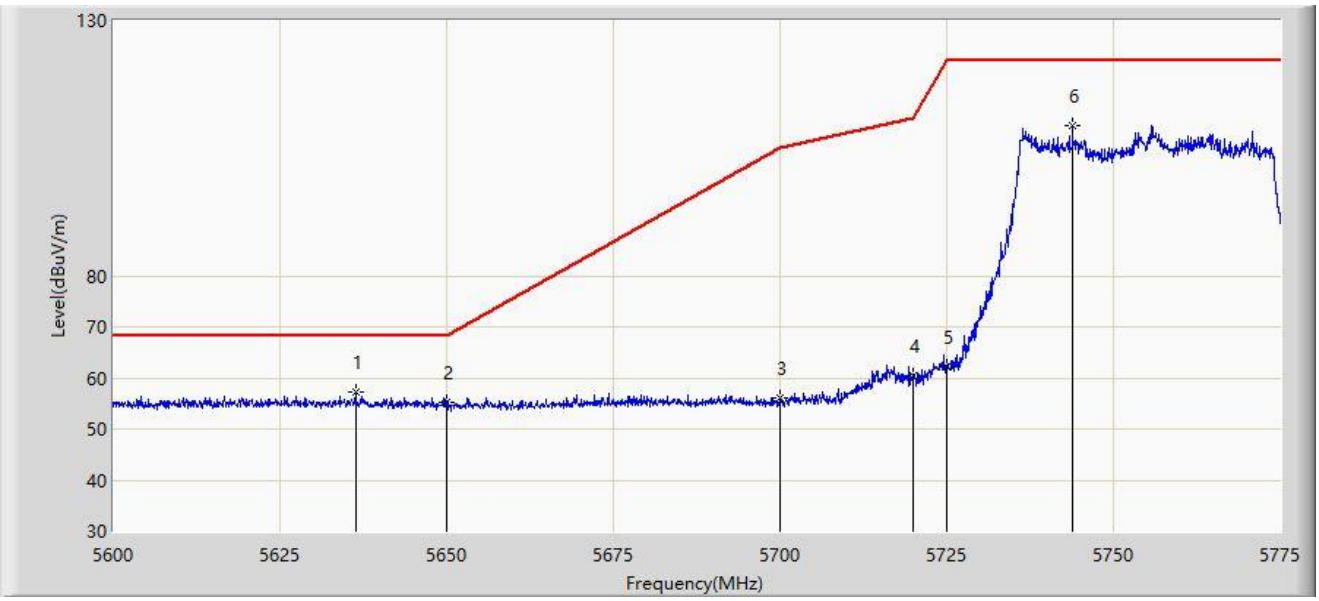

No	Mark	Frequency (MHz)	Measure Level (dBµV/m)	Reading Level (dBµV)	Margin (dB)	Limit (dBµV/m)	Factor (dB/m)	Type
1	*	5636.312	57.333	54.259	-10.867	68.200	3.074	PK
2		5650.000	55.171	52.286	-13.029	68.200	2.885	PK
3		5700.000	55.959	52.692	-49.241	105.200	3.267	PK
4		5720.000	60.469	57.276	-50.331	110.800	3.192	PK
5		5725.000	62.184	58.870	-60.016	122.200	3.314	PK
6		5743.850	109.375	105.887	N/A	N/A	3.488	PK

Note 1: " * ", means this data is the worst emission level.

Note 2: Measure Level (dBµV/m) = Reading Level (dBµV) + Factor (dB/m).

Note 3: Factor (dB/m) = Cable Loss (dB) + Antenna Factor (dB/m) - Pre_Amplifier Gain (dB).

Site: NS-AC1	Test Date: 2024-08-08
Limit: FCC_5.8G_RE(3m)	Engineer: Ted Chen
Probe: NS-AC1_BBHA9120D_2111_1-18GHz	Polarity: Vertical
EUT: SkyNet IAB Node	Power: By PoE
Test Mode: Transmit by 802.11ax-HE40 at 5755MHz	

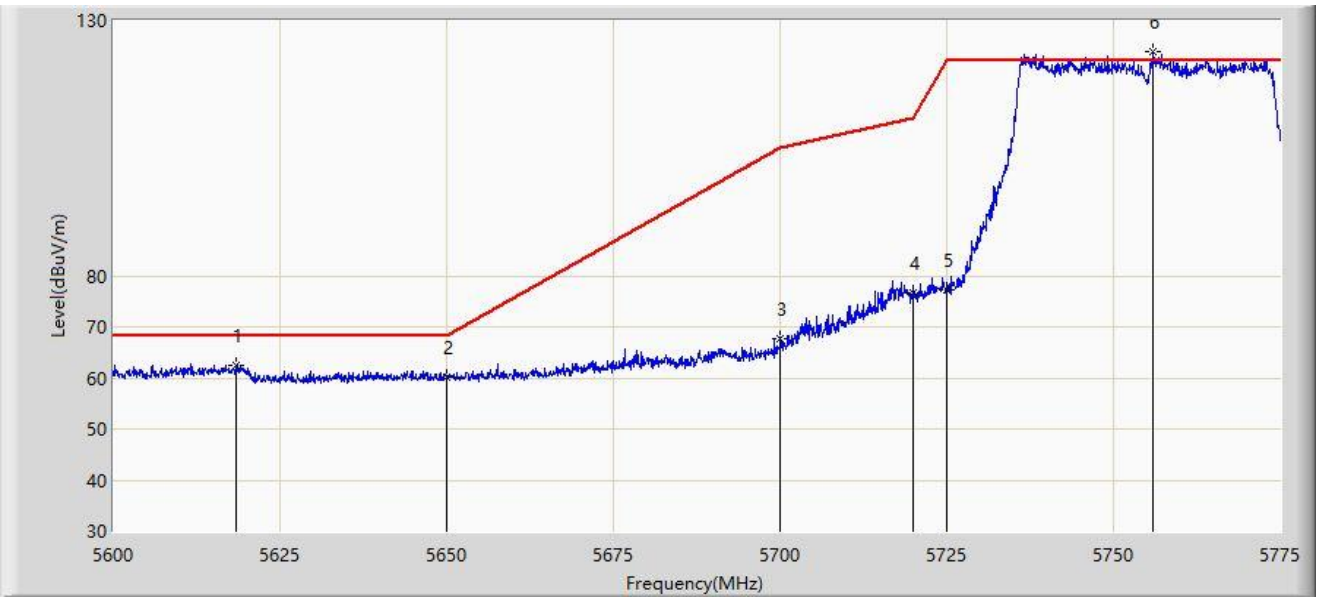

No	Mark	Frequency (MHz)	Measure Level (dBµV/m)	Reading Level (dBµV)	Margin (dB)	Limit (dBµV/m)	Factor (dB/m)	Type
1	*	5618.462	62.574	59.712	-5.626	68.200	2.862	PK
2		5650.000	60.088	57.203	-8.112	68.200	2.885	PK
3		5700.000	67.682	64.415	-37.518	105.200	3.267	PK
4		5720.000	76.660	73.467	-34.140	110.800	3.192	PK
5		5725.000	77.154	73.840	-45.046	122.200	3.314	PK
6		5756.013	123.808	120.455	N/A	N/A	3.353	PK

Note 1: " * ", means this data is the worst emission level.

Note 2: Measure Level (dBµV/m) = Reading Level (dBµV) + Factor (dB/m).

Note 3: Factor (dB/m) = Cable Loss (dB) + Antenna Factor (dB/m) - Pre_Amplifier Gain (dB).

Site: NS-AC1	Test Date: 2024-08-08
Limit: FCC_5.8G_RE(3m)	Engineer: Ted Chen
Probe: NS-AC1_BBHA9120D_2111_1-18GHz	Polarity: Horizontal
EUT: SkyNet IAB Node	Power: By PoE
Test Mode: Transmit by 802.11ax-HE40 at 5795MHz	

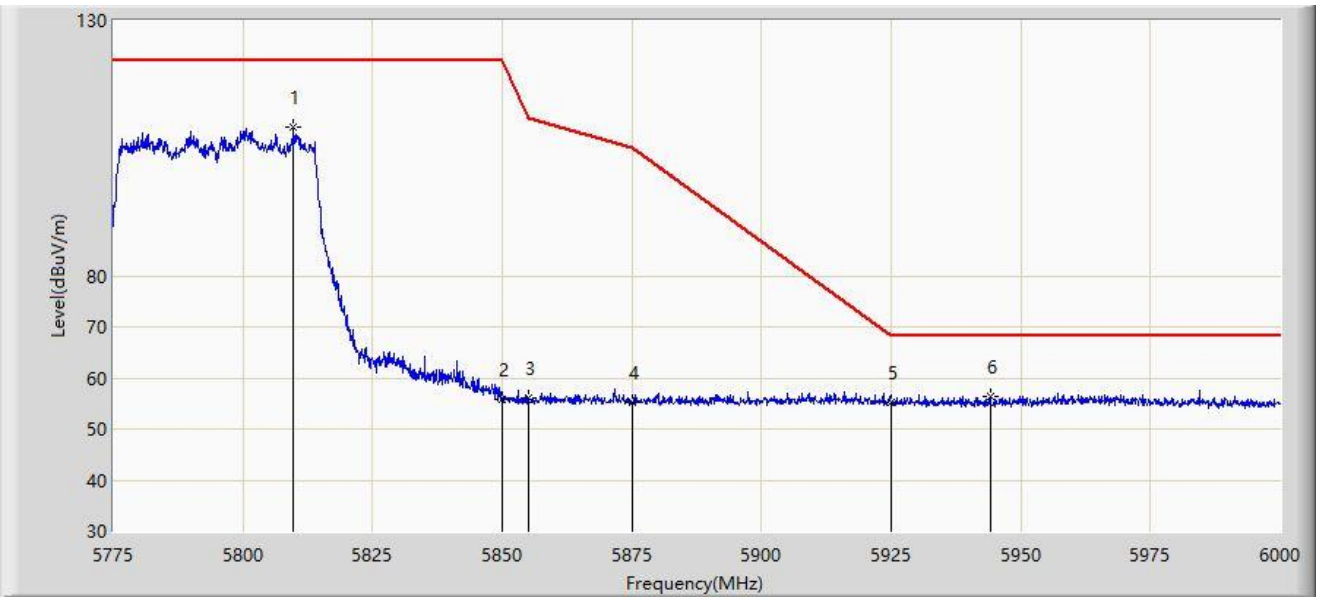

No	Mark	Frequency (MHz)	Measure Level (dBµV/m)	Reading Level (dBµV)	Margin (dB)	Limit (dBµV/m)	Factor (dB/m)	Type
1		5809.763	109.211	105.743	N/A	N/A	3.469	PK
2		5850.000	55.909	52.482	-66.291	122.200	3.427	PK
3		5855.000	56.058	52.557	-54.742	110.800	3.502	PK
4		5875.000	55.313	51.670	-49.887	105.200	3.644	PK
5		5925.000	55.178	51.393	-13.022	68.200	3.784	PK
6	*	5944.200	56.269	52.560	-11.931	68.200	3.710	PK

Note 1: " * ", means this data is the worst emission level.

Note 2: Measure Level (dBµV/m) = Reading Level (dBµV) + Factor (dB/m).

Note 3: Factor (dB/m) = Cable Loss (dB) + Antenna Factor (dB/m) - Pre_Amplifier Gain (dB).

Site: NS-AC1	Test Date: 2024-08-08
Limit: FCC_5.8G_RE(3m)	Engineer: Ted Chen
Probe: NS-AC1_BBHA9120D_2111_1-18GHz	Polarity: Vertical
EUT: SkyNet IAB Node	Power: By PoE
Test Mode: Transmit by 802.11ax-HE40 at 5795MHz	

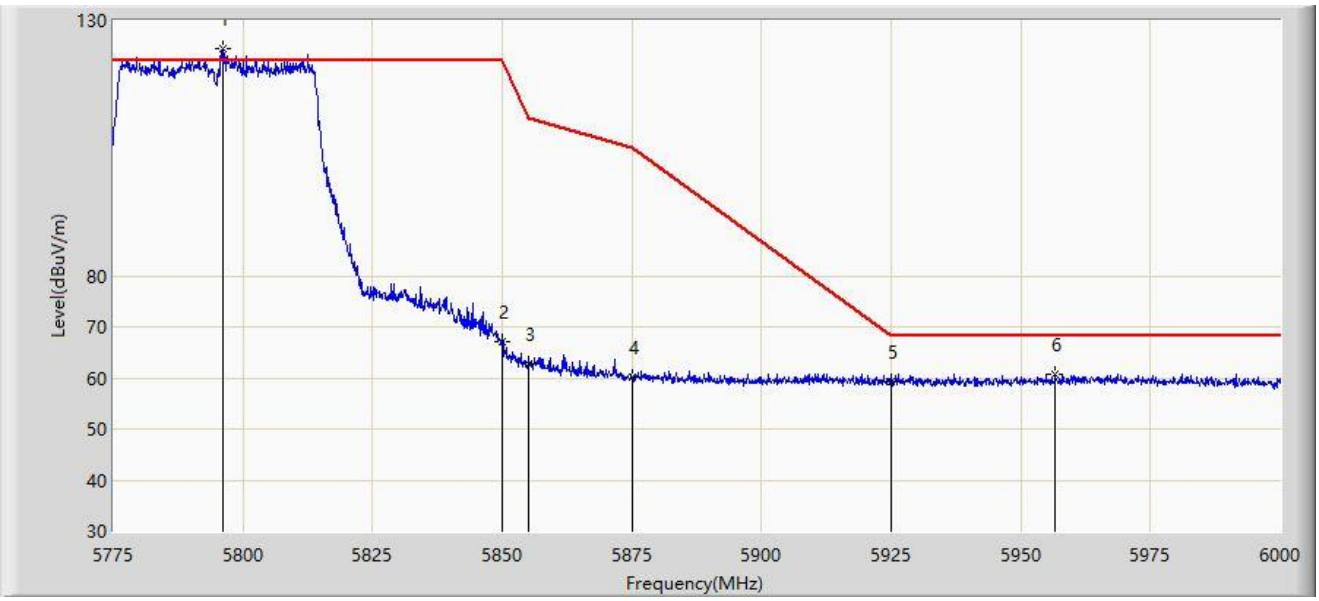

No	Mark	Frequency (MHz)	Measure Level (dBµV/m)	Reading Level (dBµV)	Margin (dB)	Limit (dBµV/m)	Factor (dB/m)	Type
1		5796.038	124.543	120.967	N/A	N/A	3.576	PK
2		5850.000	67.160	63.733	-55.040	122.200	3.427	PK
3		5855.000	62.627	59.126	-48.173	110.800	3.502	PK
4		5875.000	60.085	56.442	-45.115	105.200	3.644	PK
5		5925.000	59.237	55.452	-8.963	68.200	3.784	PK
6	*	5956.575	60.829	56.850	-7.371	68.200	3.978	PK

Note 1: " * ", means this data is the worst emission level.

Note 2: Measure Level (dBµV/m) = Reading Level (dBµV) + Factor (dB/m).

Note 3: Factor (dB/m) = Cable Loss (dB) + Antenna Factor (dB/m) - Pre_Amplifier Gain (dB).

Site: NS-AC1	Test Date: 2024-08-08
Limit: FCC_5G_RE(3m)	Engineer: Ted Chen
Probe: NS-AC1_BBHA9120D_2111_1-18GHz	Polarity: Horizontal
EUT: SkyNet IAB Node	Power: By PoE
Test Mode: Transmit by 802.11ax-HE80 at 5210MHz	

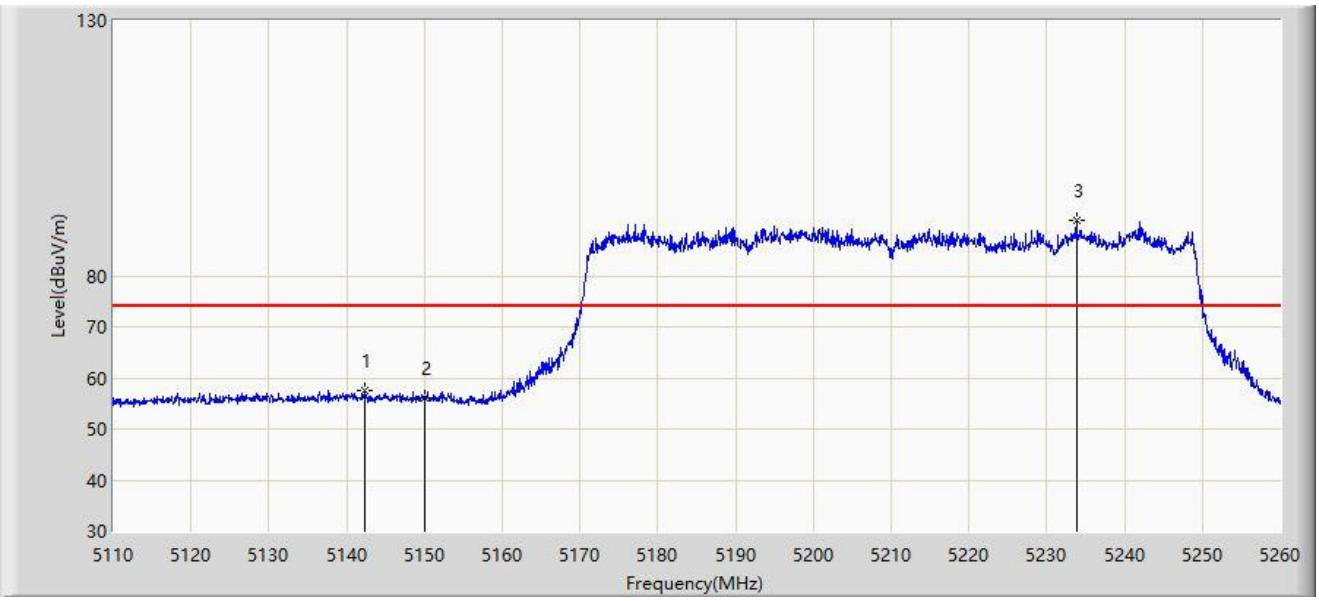

No	Mark	Frequency (MHz)	Measure Level (dBµV/m)	Reading Level (dBµV)	Margin (dB)	Limit (dBµV/m)	Factor (dB/m)	Type
1	*	5142.325	57.573	53.325	-16.427	74.000	4.248	PK
2		5150.000	56.160	51.970	-17.840	74.000	4.189	PK
3		5233.825	90.760	87.388	N/A	N/A	3.372	PK

Note 1: " * ", means this data is the worst emission level.

Note 2: Measure Level (dBµV/m) = Reading Level (dBµV) + Factor (dB/m).

Note 3: Factor (dB/m) = Cable Loss (dB) + Antenna Factor (dB/m) - Pre_Amplifier Gain (dB).

Site: NS-AC1	Test Date: 2024-08-08
Limit: FCC_5G_RE(3m)	Engineer: Ted Chen
Probe: NS-AC1_BBHA9120D_2111_1-18GHz	Polarity: Horizontal
EUT: SkyNet IAB Node	Power: By PoE
Test Mode: Transmit by 802.11ax-HE80 at 5210MHz	

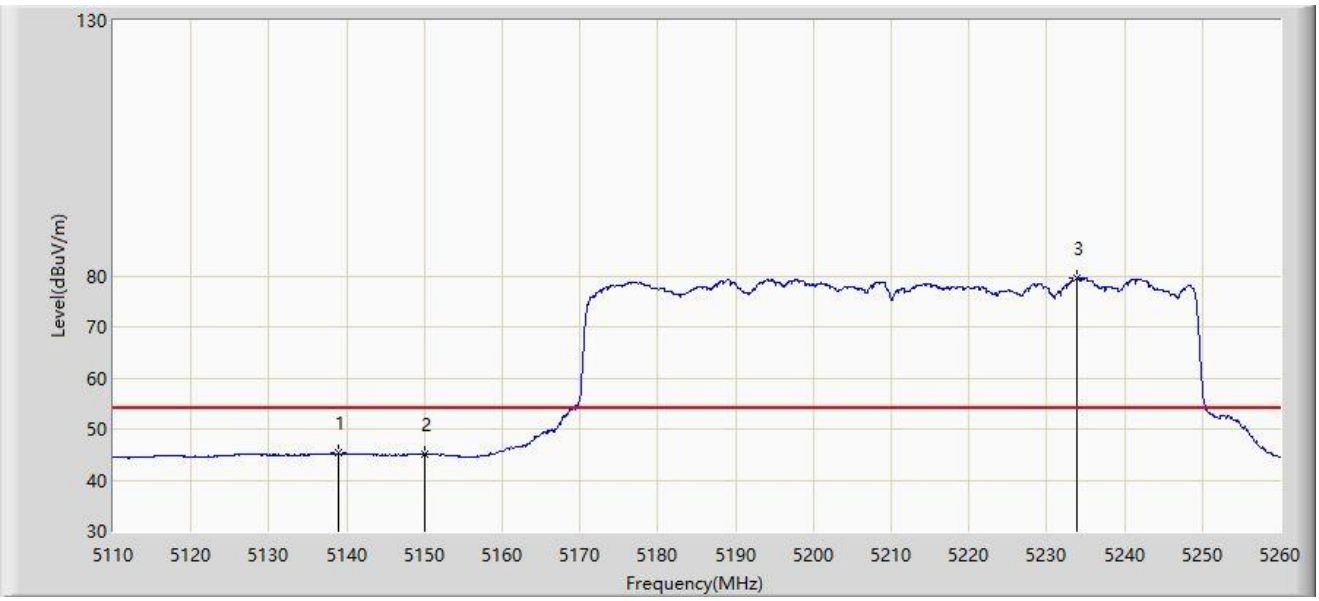

No	Mark	Frequency (MHz)	Measure Level (dBµV/m)	Reading Level (dBµV)	Margin (dB)	Limit (dBµV/m)	Factor (dB/m)	Type
1	*	5138.950	45.233	41.003	-8.767	54.000	4.230	AV
2		5150.000	45.008	40.818	-8.992	54.000	4.189	AV
3		5233.900	79.511	76.138	N/A	N/A	3.374	AV

Note 1: " * ", means this data is the worst emission level.

Note 2: Measure Level (dBµV/m) = Reading Level (dBµV) + Factor (dB/m).

Note 3: Factor (dB/m) = Cable Loss (dB) + Antenna Factor (dB/m) - Pre_Amplifier Gain (dB).

Site: NS-AC1	Test Date: 2024-08-08
Limit: FCC_5G_RE(3m)	Engineer: Ted Chen
Probe: NS-AC1_BBHA9120D_2111_1-18GHz	Polarity: Vertical
EUT: SkyNet IAB Node	Power: By PoE
Test Mode: Transmit by 802.11ax-HE80 at 5210MHz	

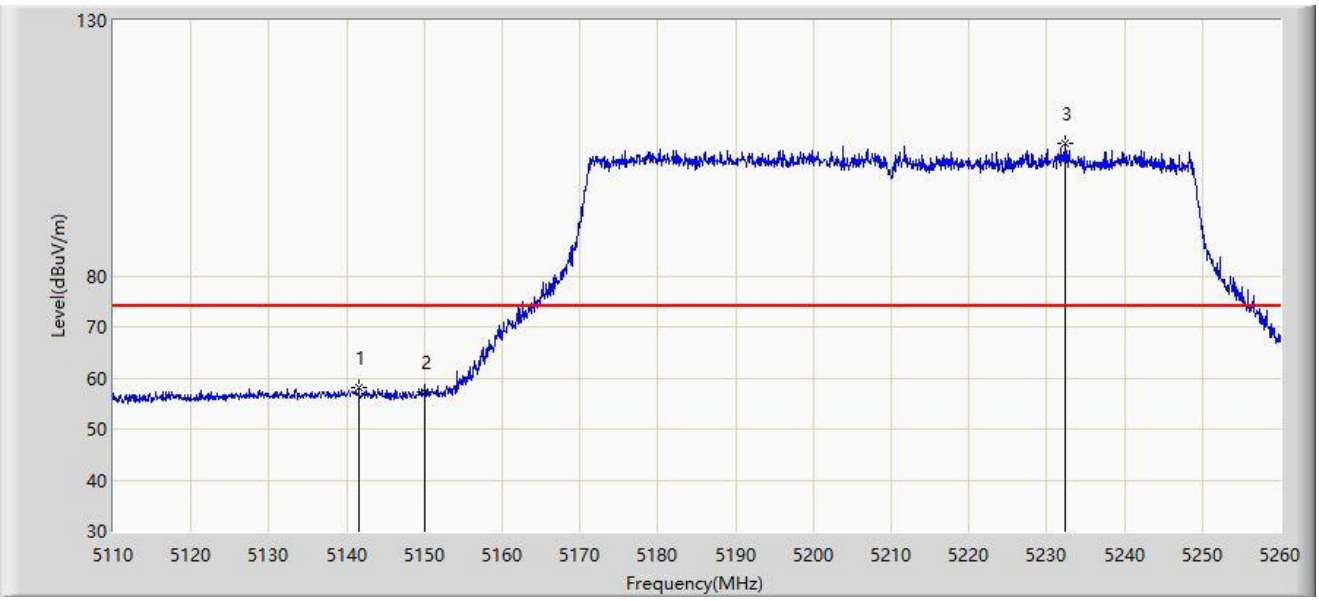

No	Mark	Frequency (MHz)	Measure Level (dBµV/m)	Reading Level (dBµV)	Margin (dB)	Limit (dBµV/m)	Factor (dB/m)	Type
1	*	5141.575	58.138	53.894	-15.862	74.000	4.244	PK
2		5150.000	57.225	53.035	-16.775	74.000	4.189	PK
3		5232.325	106.052	102.709	N/A	N/A	3.343	PK

Note 1: " * ", means this data is the worst emission level.

Note 2: Measure Level (dBµV/m) = Reading Level (dBµV) + Factor (dB/m).

Note 3: Factor (dB/m) = Cable Loss (dB) + Antenna Factor (dB/m) - Pre_Amplifier Gain (dB).

Site: NS-AC1	Test Date: 2024-08-08
Limit: FCC_5G_RE(3m)	Engineer: Ted Chen
Probe: NS-AC1_BBHA9120D_2111_1-18GHz	Polarity: Vertical
EUT: SkyNet IAB Node	Power: By PoE
Test Mode: Transmit by 802.11ax-HE80 at 5210MHz	

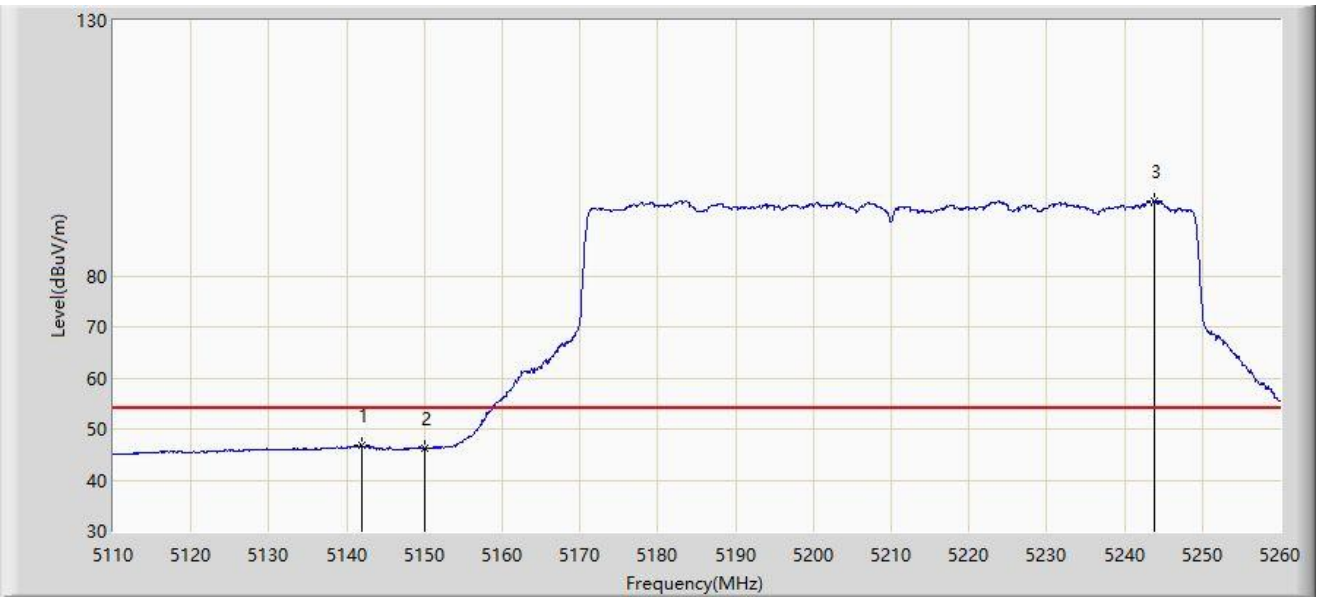

No	Mark	Frequency (MHz)	Measure Level (dBµV/m)	Reading Level (dBµV)	Margin (dB)	Limit (dBµV/m)	Factor (dB/m)	Type
1	*	5141.875	46.822	42.577	-7.178	54.000	4.246	AV
2		5150.000	46.291	42.101	-7.709	54.000	4.189	AV
3		5243.800	94.748	91.187	N/A	N/A	3.560	AV

Note 1: " * ", means this data is the worst emission level.

Note 2: Measure Level (dBµV/m) = Reading Level (dBµV) + Factor (dB/m).

Note 3: Factor (dB/m) = Cable Loss (dB) + Antenna Factor (dB/m) - Pre_Amplifier Gain (dB).

Site: NS-AC1	Test Date: 2024-08-08
Limit: FCC_5G_RE(3m)	Engineer: Ted Chen
Probe: NS-AC1_BBHA9120D_2111_1-18GHz	Polarity: Horizontal
EUT: SkyNet IAB Node	Power: By PoE
Test Mode: Transmit by 802.11ax-HE80 at 5290MHz	

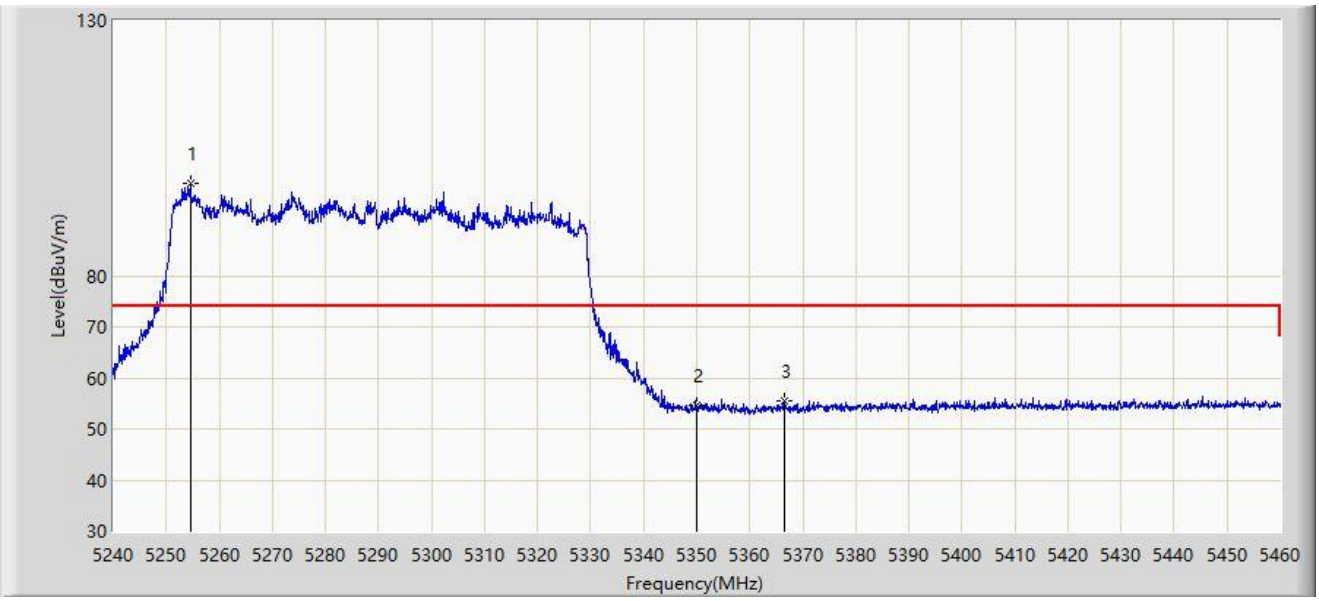

No	Mark	Frequency (MHz)	Measure Level (dBµV/m)	Reading Level (dBµV)	Margin (dB)	Limit (dBµV/m)	Factor (dB/m)	Type
1		5254.520	98.000	94.564	N/A	N/A	3.437	PK
2		5350.000	54.539	51.728	-19.461	74.000	2.811	PK
3	*	5366.610	55.647	53.062	-18.353	74.000	2.585	PK

Note 1: " * ", means this data is the worst emission level.

Note 2: Measure Level (dBµV/m) = Reading Level (dBµV) + Factor (dB/m).

Note 3: Factor (dB/m) = Cable Loss (dB) + Antenna Factor (dB/m) - Pre_Amplifier Gain (dB).

Site: NS-AC1	Test Date: 2024-08-08
Limit: FCC_5G_RE(3m)	Engineer: Ted Chen
Probe: NS-AC1_BBHA9120D_2111_1-18GHz	Polarity: Horizontal
EUT: SkyNet IAB Node	Power: By PoE
Test Mode: Transmit by 802.11ax-HE80 at 5290MHz	

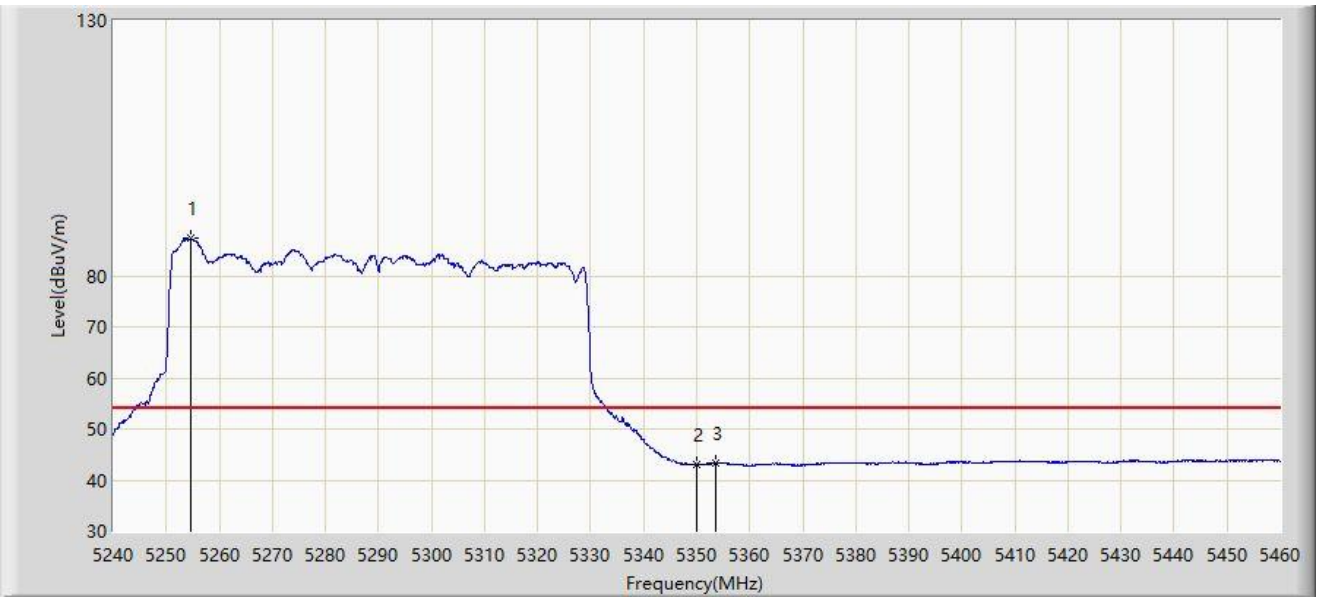

No	Mark	Frequency (MHz)	Measure Level (dBµV/m)	Reading Level (dBµV)	Margin (dB)	Limit (dBµV/m)	Factor (dB/m)	Type
1		5254.630	87.364	83.934	N/A	N/A	3.430	AV
2		5350.000	43.044	40.233	-10.956	54.000	2.811	AV
3	*	5353.630	43.391	40.587	-10.609	54.000	2.804	AV

Note 1: " * ", means this data is the worst emission level.

Note 2: Measure Level (dBµV/m) = Reading Level (dBµV) + Factor (dB/m).

Note 3: Factor (dB/m) = Cable Loss (dB) + Antenna Factor (dB/m) - Pre_Amplifier Gain (dB).

Site: NS-AC1	Test Date: 2024-08-08
Limit: FCC_5G_RE(3m)	Engineer: Ted Chen
Probe: NS-AC1_BBHA9120D_2111_1-18GHz	Polarity: Vertical
EUT: SkyNet IAB Node	Power: By PoE
Test Mode: Transmit by 802.11ax-HE80 at 5290MHz	

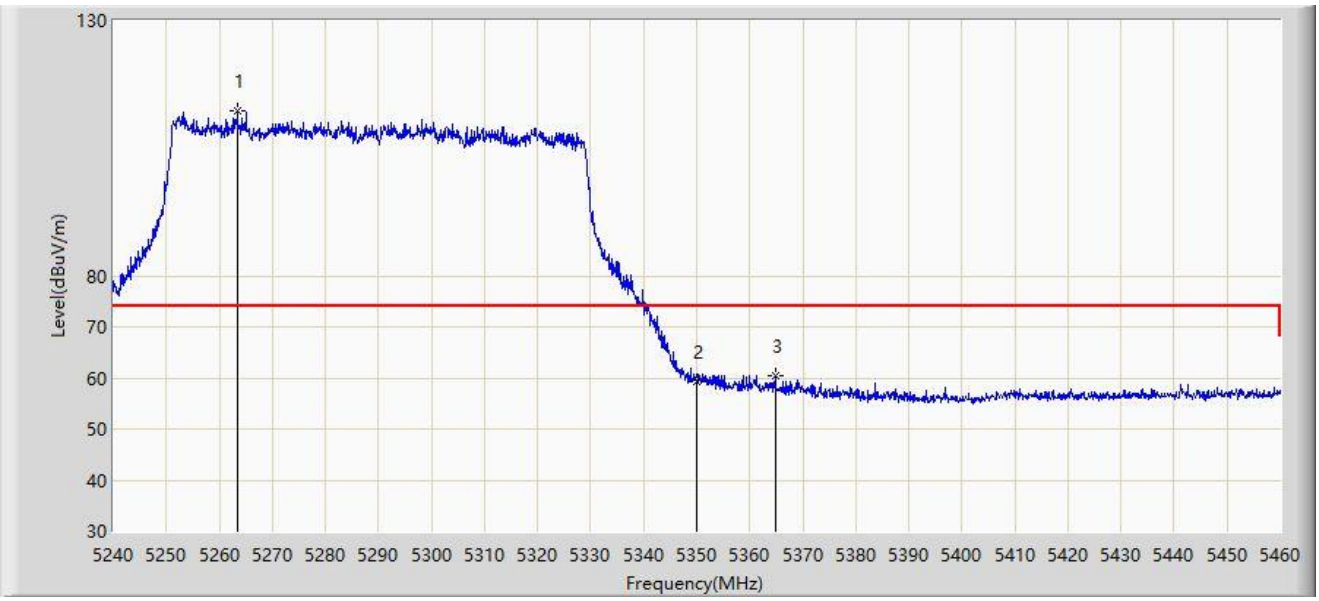

No	Mark	Frequency (MHz)	Measure Level (dBµV/m)	Reading Level (dBµV)	Margin (dB)	Limit (dBµV/m)	Factor (dB/m)	Type
1		5263.430	112.417	109.460	N/A	N/A	2.957	PK
2		5350.000	59.415	56.604	-14.585	74.000	2.811	PK
3	*	5364.850	60.351	57.736	-13.649	74.000	2.615	PK

Note 1: " * ", means this data is the worst emission level.

Note 2: Measure Level (dBµV/m) = Reading Level (dBµV) + Factor (dB/m).

Note 3: Factor (dB/m) = Cable Loss (dB) + Antenna Factor (dB/m) - Pre_Amplifier Gain (dB).

Site: NS-AC1	Test Date: 2024-08-08
Limit: FCC_5G_RE(3m)	Engineer: Ted Chen
Probe: NS-AC1_BBHA9120D_2111_1-18GHz	Polarity: Vertical
EUT: SkyNet IAB Node	Power: By PoE
Test Mode: Transmit by 802.11ax-HE80 at 5290MHz	

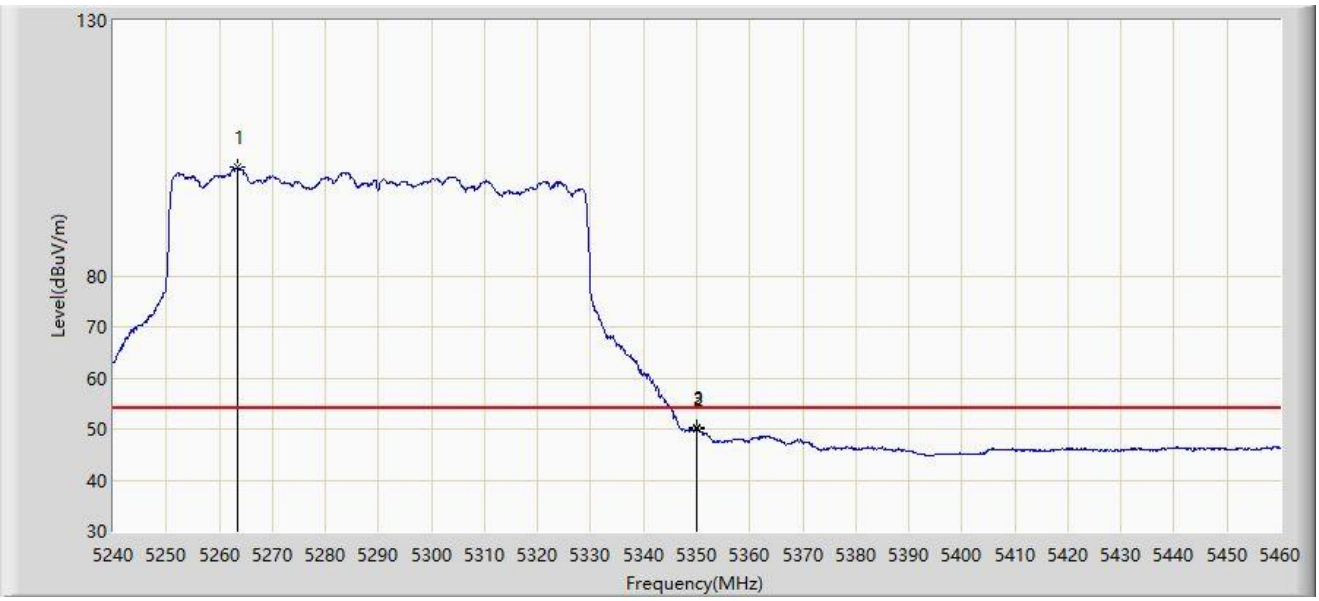

No	Mark	Frequency (MHz)	Measure Level (dBµV/m)	Reading Level (dBµV)	Margin (dB)	Limit (dBµV/m)	Factor (dB/m)	Type
1		5263.320	101.217	98.254	N/A	N/A	2.963	AV
2		5350.000	50.110	47.299	-3.890	54.000	2.811	AV
3	*	5350.110	50.157	47.345	-3.843	54.000	2.812	AV

Note 1: " * ", means this data is the worst emission level.

Note 2: Measure Level (dBµV/m) = Reading Level (dBµV) + Factor (dB/m).

Note 3: Factor (dB/m) = Cable Loss (dB) + Antenna Factor (dB/m) - Pre_Amplifier Gain (dB).

Site: NS-AC1	Test Date: 2024-08-08
Limit: FCC_5G_RE(3m)	Engineer: Ted Chen
Probe: NS-AC1_BBHA9120D_2111_1-18GHz	Polarity: Horizontal
EUT: SkyNet IAB Node	Power: By PoE
Test Mode: Transmit by 802.11ax-HE80 at 5530MHz	

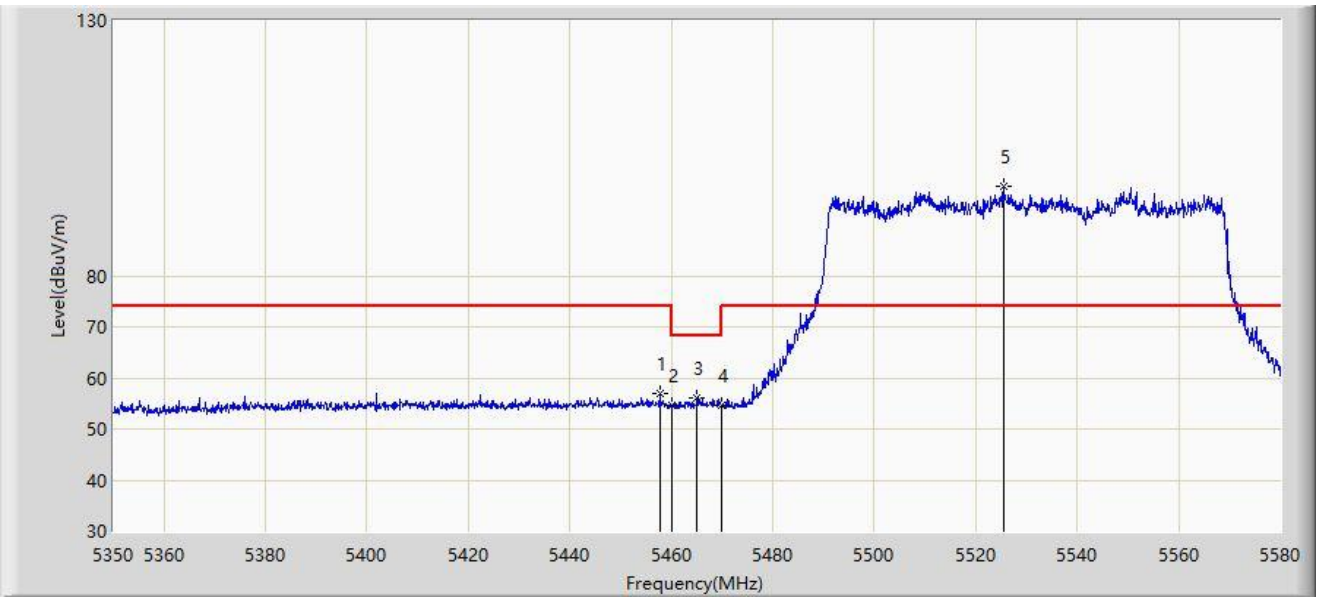

No	Mark	Frequency (MHz)	Measure Level (dBµV/m)	Reading Level (dBµV)	Margin (dB)	Limit (dBµV/m)	Factor (dB/m)	Type
1		5457.755	57.067	54.341	-16.933	74.000	2.726	PK
2		5460.000	54.708	51.957	-19.292	74.000	2.751	PK
3	*	5465.115	56.170	53.361	-12.030	68.200	2.809	PK
4		5470.000	54.676	51.812	-13.524	68.200	2.864	PK
5		5525.490	97.615	94.713	N/A	N/A	2.902	PK

Note 1: " * ", means this data is the worst emission level.

Note 2: Measure Level (dBµV/m) = Reading Level (dBµV) + Factor (dB/m).

Note 3: Factor (dB/m) = Cable Loss (dB) + Antenna Factor (dB/m) - Pre_Amplifier Gain (dB).

Site: NS-AC1	Test Date: 2024-08-08
Limit: FCC_5G_RE(3m)	Engineer: Ted Chen
Probe: NS-AC1_BBHA9120D_2111_1-18GHz	Polarity: Horizontal
EUT: SkyNet IAB Node	Power: By PoE
Test Mode: Transmit by 802.11ax-HE80 at 5530MHz	

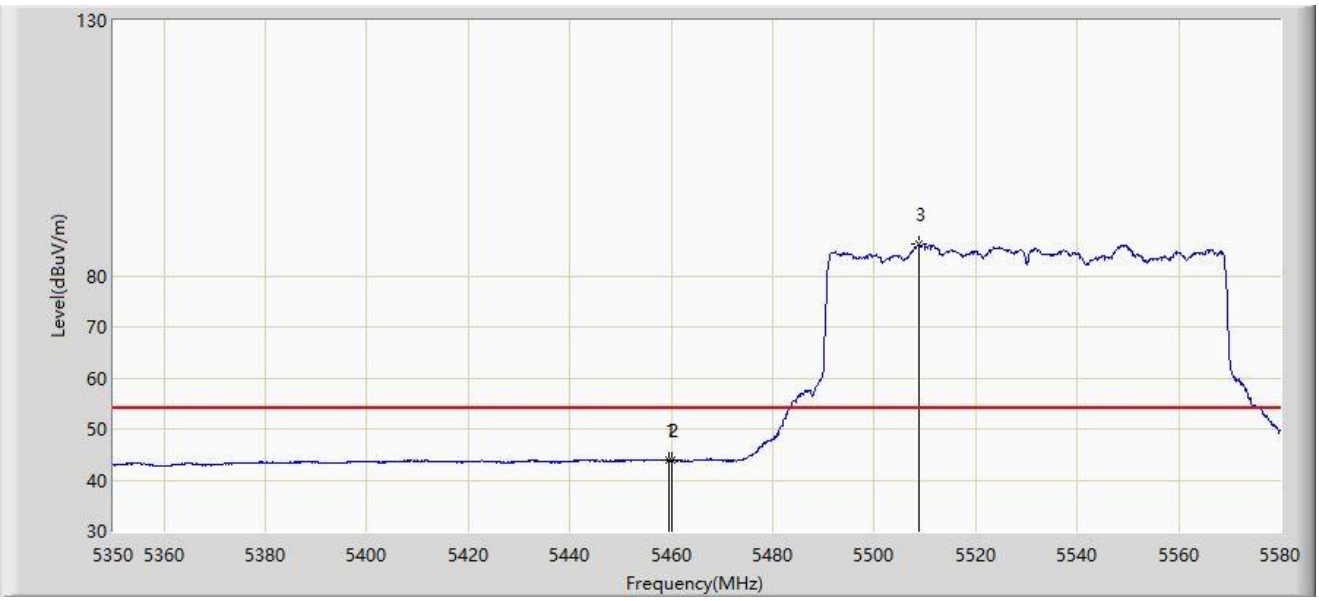

No	Mark	Frequency (MHz)	Measure Level (dBµV/m)	Reading Level (dBµV)	Margin (dB)	Limit (dBµV/m)	Factor (dB/m)	Type
1	*	5459.480	44.023	41.277	-9.977	54.000	2.746	AV
2		5460.000	43.871	41.120	-10.129	54.000	2.751	AV
3		5508.930	86.132	83.594	N/A	N/A	2.539	AV

Note 1: " * ", means this data is the worst emission level.

Note 2: Measure Level (dBµV/m) = Reading Level (dBµV) + Factor (dB/m).

Note 3: Factor (dB/m) = Cable Loss (dB) + Antenna Factor (dB/m) - Pre_Amplifier Gain (dB).

Site: NS-AC1	Test Date: 2024-08-08
Limit: FCC_5G_RE(3m)	Engineer: Ted Chen
Probe: NS-AC1_BBHA9120D_2111_1-18GHz	Polarity: Vertical
EUT: SkyNet IAB Node	Power: By PoE
Test Mode: Transmit by 802.11ax-HE80 at 5530MHz	

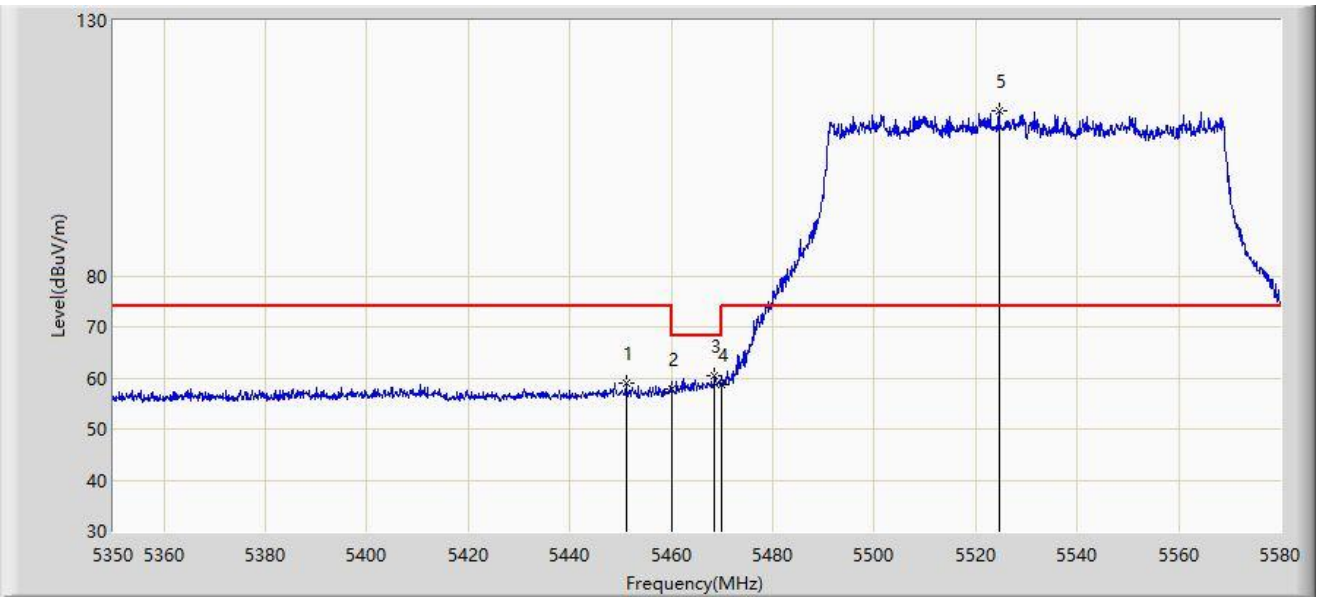

No	Mark	Frequency (MHz)	Measure Level (dBµV/m)	Reading Level (dBµV)	Margin (dB)	Limit (dBµV/m)	Factor (dB/m)	Type
1		5451.085	59.049	56.344	-14.951	74.000	2.705	PK
2		5460.000	57.763	55.012	-16.237	74.000	2.751	PK
3	*	5468.565	60.493	57.645	-7.707	68.200	2.848	PK
4		5470.000	58.700	55.836	-9.500	68.200	2.864	PK
5		5524.685	112.196	109.289	N/A	N/A	2.907	PK

Note 1: " * ", means this data is the worst emission level.

Note 2: Measure Level (dBµV/m) = Reading Level (dBµV) + Factor (dB/m).

Note 3: Factor (dB/m) = Cable Loss (dB) + Antenna Factor (dB/m) - Pre_Amplifier Gain (dB).

Site: NS-AC1	Test Date: 2024-08-08
Limit: FCC_5G_RE(3m)	Engineer: Ted Chen
Probe: NS-AC1_BBHA9120D_2111_1-18GHz	Polarity: Vertical
EUT: SkyNet IAB Node	Power: By PoE
Test Mode: Transmit by 802.11ax-HE80 at 5530MHz	

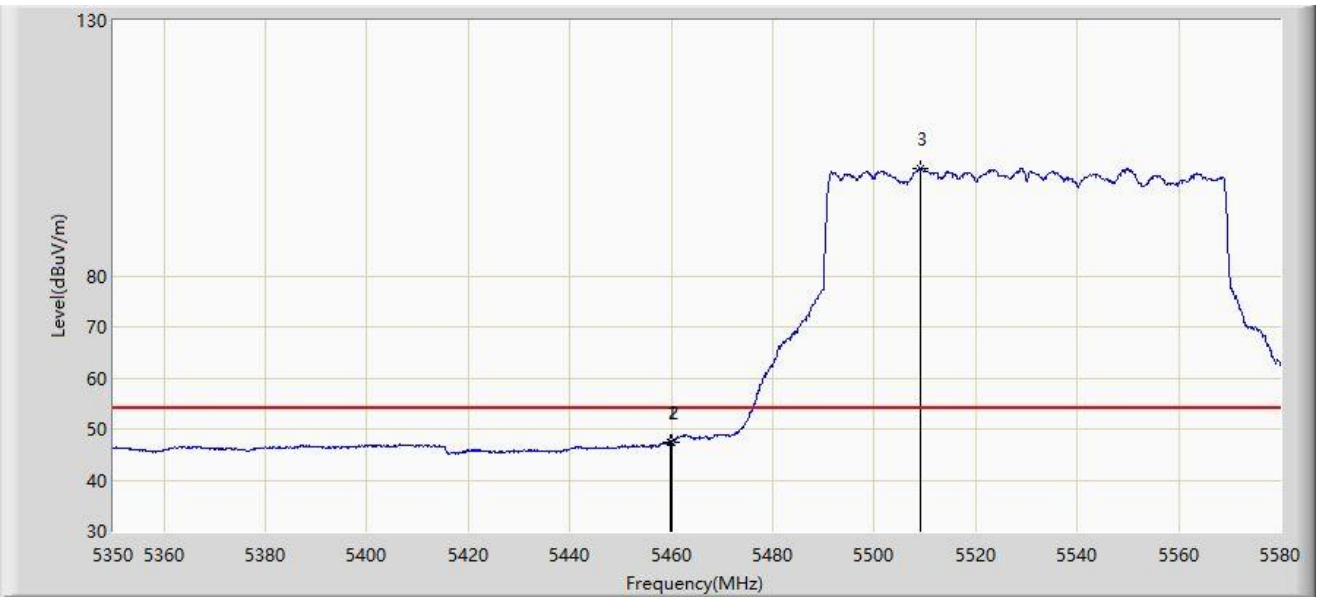

No	Mark	Frequency (MHz)	Measure Level (dBµV/m)	Reading Level (dBµV)	Margin (dB)	Limit (dBµV/m)	Factor (dB/m)	Type
1	*	5459.710	47.382	44.634	-6.618	54.000	2.748	AV
2		5460.000	47.273	44.522	-6.727	54.000	2.751	AV
3		5509.045	101.112	98.570	N/A	N/A	2.542	AV

Note 1: " * ", means this data is the worst emission level.

Note 2: Measure Level (dBµV/m) = Reading Level (dBµV) + Factor (dB/m).

Note 3: Factor (dB/m) = Cable Loss (dB) + Antenna Factor (dB/m) - Pre_Amplifier Gain (dB).

Site: NS-AC1	Test Date: 2024-08-08
Limit: FCC_5G_RE(3m)	Engineer: Ted Chen
Probe: NS-AC1_BBHA9120D_2111_1-18GHz	Polarity: Horizontal
EUT: SkyNet IAB Node	Power: By PoE
Test Mode: Transmit by 802.11ax-HE80 at 5610MHz	

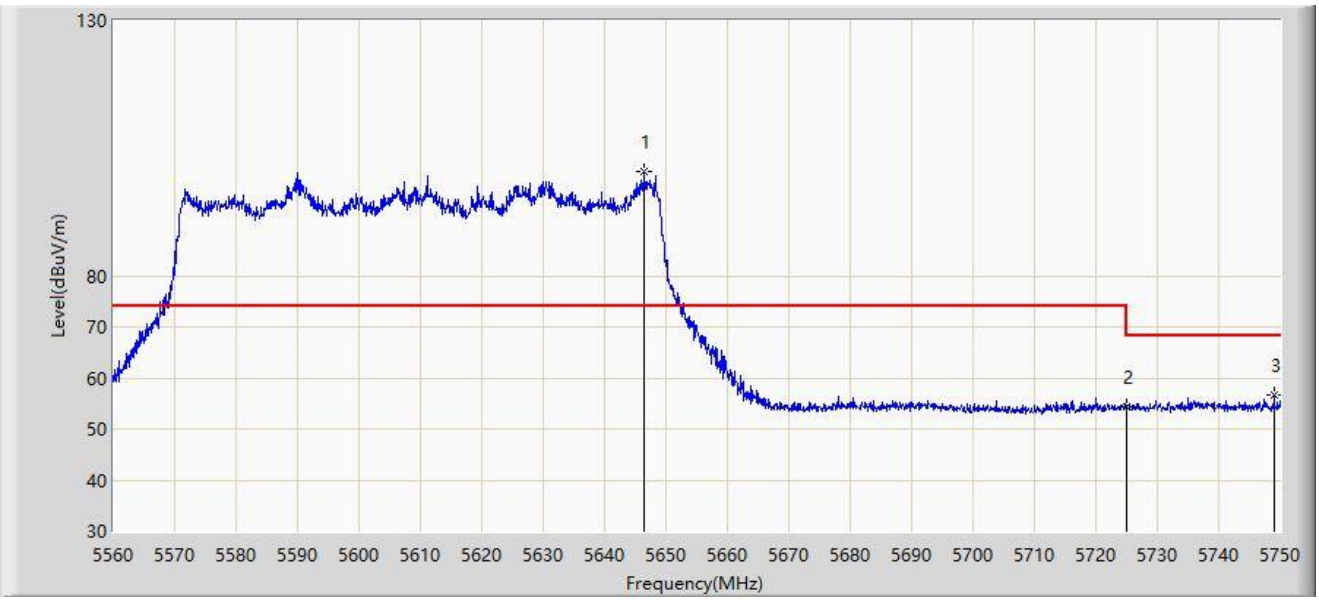

No	Mark	Frequency (MHz)	Measure Level (dBµV/m)	Reading Level (dBµV)	Margin (dB)	Limit (dBµV/m)	Factor (dB/m)	Type
1		5646.545	100.476	97.511	N/A	N/A	2.965	PK
2		5725.000	54.374	51.060	-13.826	68.200	3.314	PK
3	*	5749.050	56.589	53.159	-11.611	68.200	3.431	PK

Note 1: " * ", means this data is the worst emission level.

Note 2: Measure Level (dBµV/m) = Reading Level (dBµV) + Factor (dB/m).

Note 3: Factor (dB/m) = Cable Loss (dB) + Antenna Factor (dB/m) - Pre_Amplifier Gain (dB).

Site: NS-AC1	Test Date: 2024-08-08
Limit: FCC_5G_RE(3m)	Engineer: Ted Chen
Probe: NS-AC1_BBHA9120D_2111_1-18GHz	Polarity: Vertical
EUT: SkyNet IAB Node	Power: By PoE
Test Mode: Transmit by 802.11ax-HE80 at 5610MHz	

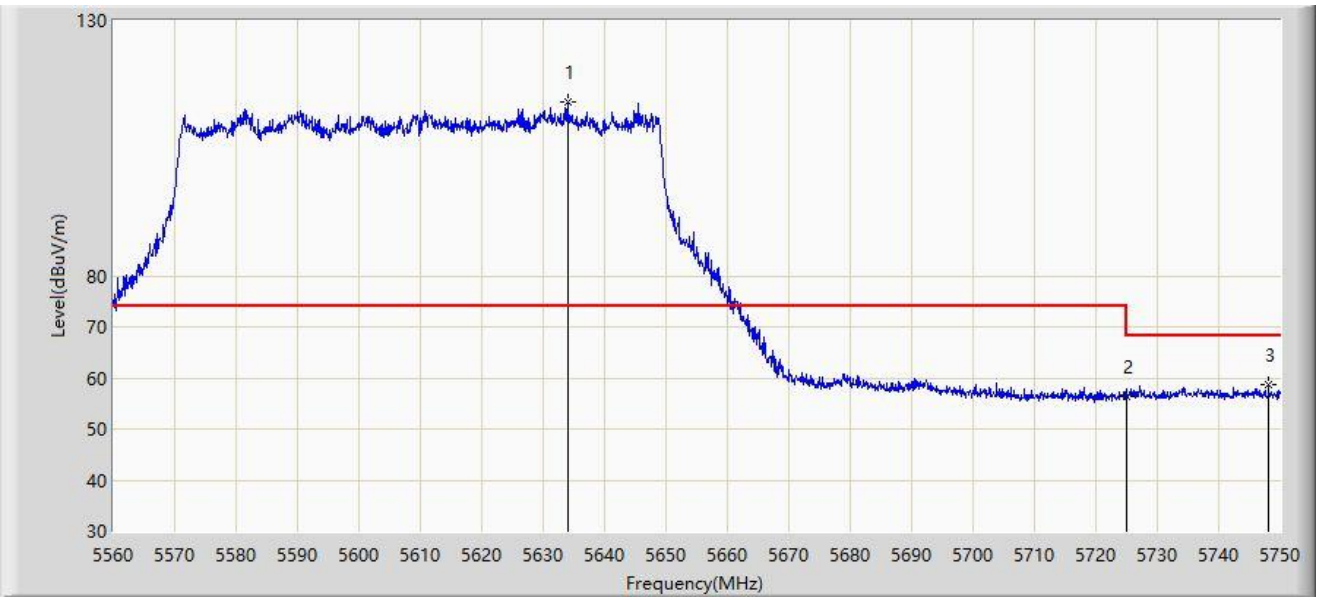

No	Mark	Frequency (MHz)	Measure Level (dBµV/m)	Reading Level (dBµV)	Margin (dB)	Limit (dBµV/m)	Factor (dB/m)	Type
1		5634.005	113.993	110.929	N/A	N/A	3.065	PK
2		5725.000	56.325	53.011	-11.875	68.200	3.314	PK
3	*	5748.100	58.762	55.321	-9.438	68.200	3.440	PK

Note 1: " * ", means this data is the worst emission level.

Note 2: Measure Level (dBµV/m) = Reading Level (dBµV) + Factor (dB/m).

Note 3: Factor (dB/m) = Cable Loss (dB) + Antenna Factor (dB/m) - Pre_Amplifier Gain (dB).

Site: NS-AC1	Test Date: 2024-08-08
Limit: FCC_5.8G_RE(3m)	Engineer: Ted Chen
Probe: NS-AC1_BBHA9120D_2111_1-18GHz	Polarity: Horizontal
EUT: SkyNet IAB Node	Power: By PoE
Test Mode: Transmit by 802.11ax-HE80 at 5775MHz	

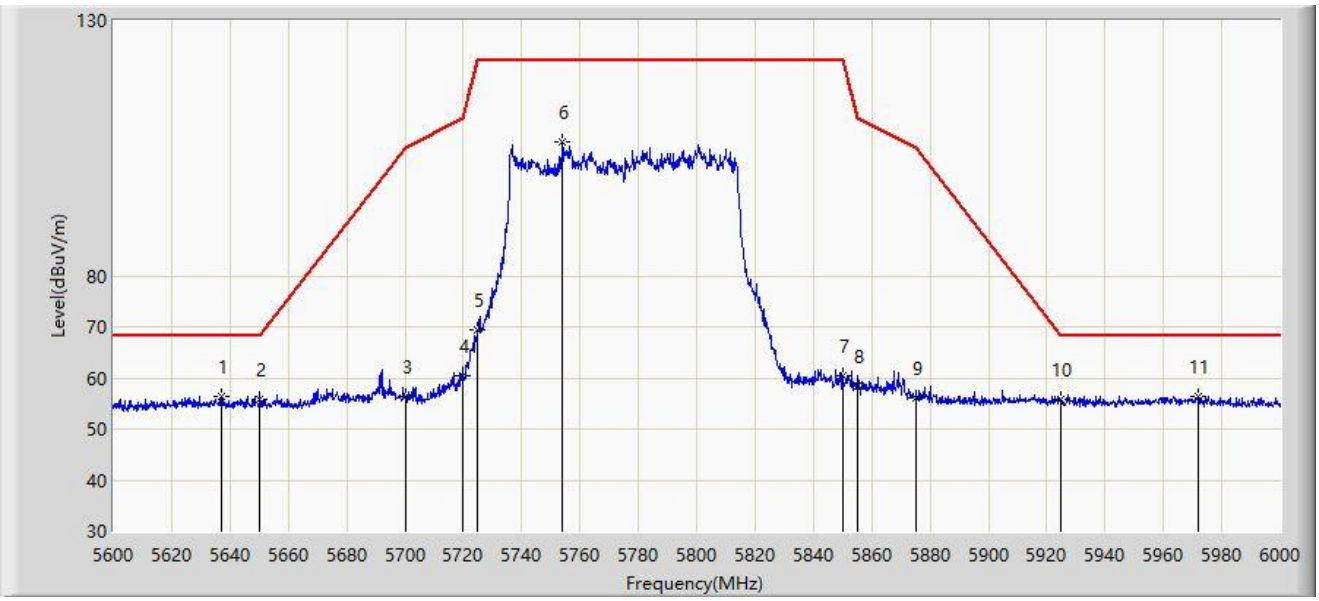

No	Mark	Frequency (MHz)	Measure Level (dBµV/m)	Reading Level (dBµV)	Margin (dB)	Limit (dBµV/m)	Factor (dB/m)	Type
1		5637.000	56.325	53.248	-11.875	68.200	3.077	PK
2		5650.000	55.929	53.044	-12.271	68.200	2.885	PK
3		5700.000	56.270	53.003	-48.930	105.200	3.267	PK
4		5720.000	60.564	57.371	-50.236	110.800	3.192	PK
5		5725.000	69.421	66.107	-52.779	122.200	3.314	PK
6		5754.000	106.104	102.729	N/A	N/A	3.376	PK
7		5850.000	60.338	56.911	-61.862	122.200	3.427	PK
8		5855.000	58.514	55.013	-52.286	110.800	3.502	PK
9		5875.000	56.136	52.493	-49.064	105.200	3.644	PK
10		5925.000	55.770	51.985	-12.430	68.200	3.784	PK
11	*	5972.000	56.349	52.229	-11.851	68.200	4.120	PK

Note 1: " * ", means this data is the worst emission level.

Note 2: Measure Level (dBµV/m) = Reading Level (dBµV) + Factor (dB/m).

Note 3: Factor (dB/m) = Cable Loss (dB) + Antenna Factor (dB/m) - Pre_Amplifier Gain (dB).

Site: NS-AC1	Test Date: 2024-08-08
Limit: FCC_5.8G_RE(3m)	Engineer: Ted Chen
Probe: NS-AC1_BBHA9120D_2111_1-18GHz	Polarity: Vertical
EUT: SkyNet IAB Node	Power: By PoE
Test Mode: Transmit by 802.11ax-HE80 at 5775MHz	

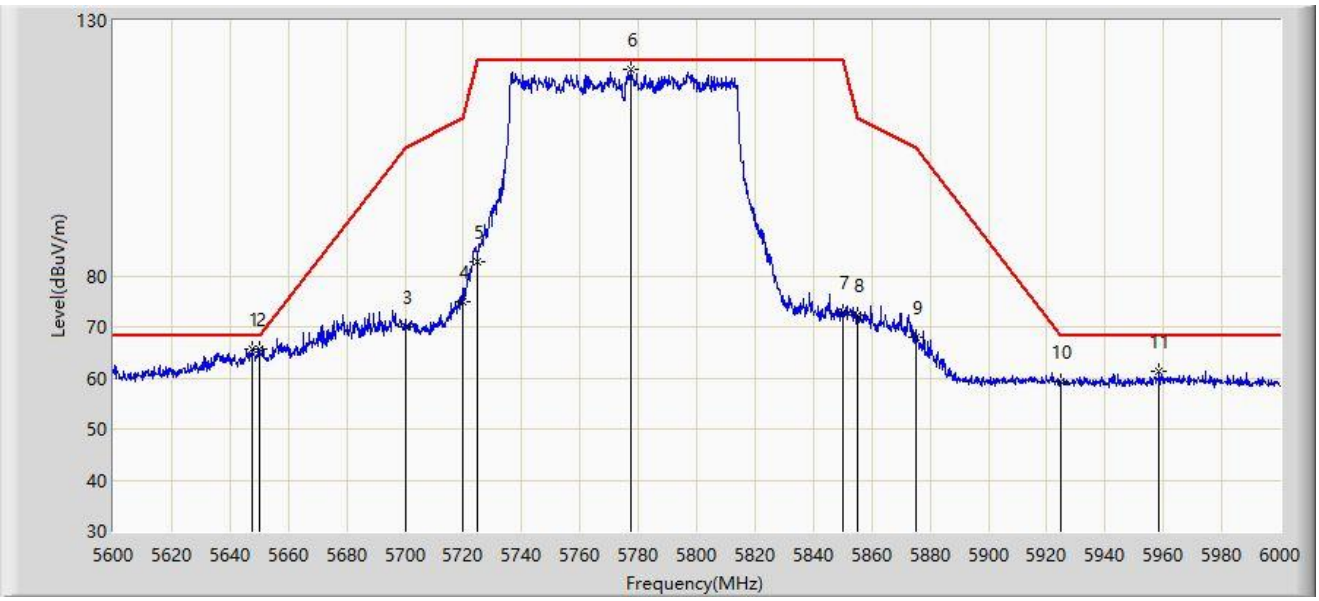

No	Mark	Frequency (MHz)	Measure Level (dBµV/m)	Reading Level (dBµV)	Margin (dB)	Limit (dBµV/m)	Factor (dB/m)	Type
1	*	5647.800	65.745	62.809	-2.455	68.200	2.936	PK
2		5650.000	65.589	62.704	-2.611	68.200	2.885	PK
3		5700.000	69.983	66.716	-35.217	105.200	3.267	PK
4		5720.000	74.834	71.641	-35.966	110.800	3.192	PK
5		5725.000	82.756	79.442	-39.444	122.200	3.314	PK
6		5777.400	120.427	116.776	N/A	N/A	3.651	PK
7		5850.000	72.757	69.330	-49.443	122.200	3.427	PK
8		5855.000	72.365	68.864	-38.435	110.800	3.502	PK
9		5875.000	67.985	64.342	-37.215	105.200	3.644	PK
10		5925.000	59.178	55.393	-9.022	68.200	3.784	PK
11		5958.400	61.241	57.210	-6.959	68.200	4.032	PK

Note 1: " * ", means this data is the worst emission level.

Note 2: Measure Level (dBµV/m) = Reading Level (dBµV) + Factor (dB/m).

Note 3: Factor (dB/m) = Cable Loss (dB) + Antenna Factor (dB/m) - Pre_Amplifier Gain (dB).

Site: NS-AC1	Test Date: 2024-08-08
Limit: FCC_5G_RE(3m)	Engineer: Ted Chen
Probe: NS-AC1_BBHA9120D_2111_1-18GHz	Polarity: Horizontal
EUT: SkyNet IAB Node	Power: By PoE
Test Mode: Transmit by 802.11ax-HE160 at 5250MHz	

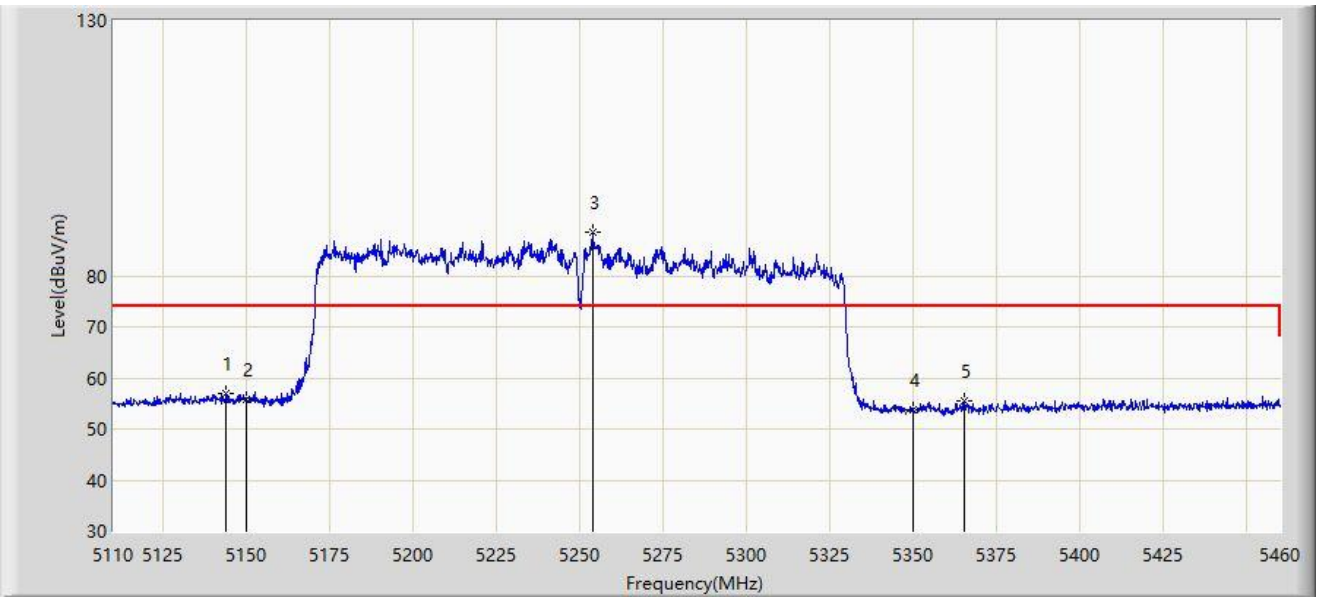

No	Mark	Frequency (MHz)	Measure Level (dBµV/m)	Reading Level (dBµV)	Margin (dB)			Limit (dBµV/m)	Factor (dB/m)	Type
1	*	5143.775	56.977	52.722	-17.023			74.000	4.255	PK
2		5150.000	55.887	51.697	-18.113			74.000	4.189	PK
3		5253.850	88.426	84.954	N/A			N/A	3.472	PK
4		5350.000	53.828	51.017	-20.172			74.000	2.811	PK
5		5365.150	55.464	52.854	-18.536			74.000	2.610	PK

Note 1: " * ", means this data is the worst emission level.

Note 2: Measure Level (dBµV/m) = Reading Level (dBµV) + Factor (dB/m).

Note 3: Factor (dB/m) = Cable Loss (dB) + Antenna Factor (dB/m) - Pre_Amplifier Gain (dB).

Site: NS-AC1	Test Date: 2024-08-08
Limit: FCC_5G_RE(3m)	Engineer: Ted Chen
Probe: NS-AC1_BBHA9120D_2111_1-18GHz	Polarity: Horizontal
EUT: SkyNet IAB Node	Power: By PoE
Test Mode: Transmit by 802.11ax-HE160 at 5250MHz	

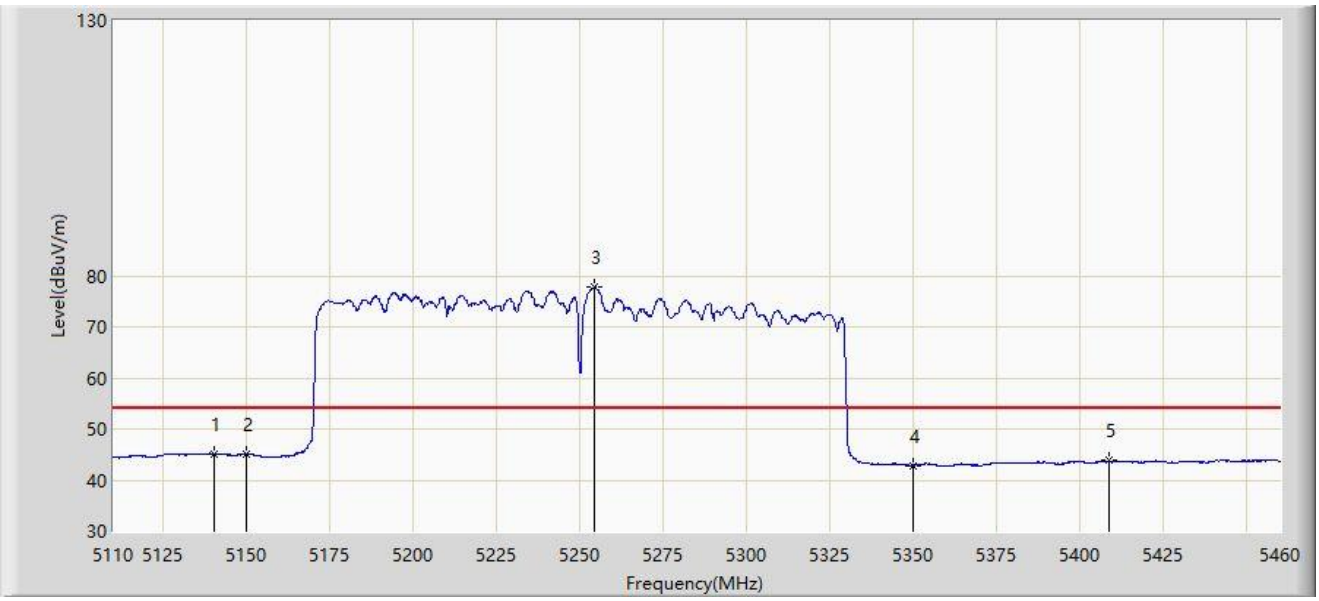

No	Mark	Frequency (MHz)	Measure Level (dBµV/m)	Reading Level (dBµV)	Margin (dB)	Limit (dBµV/m)	Factor (dB/m)	Type
1	*	5140.275	45.196	40.959	-8.804	54.000	4.237	AV
2		5150.000	45.085	40.895	-8.915	54.000	4.189	AV
3		5254.375	77.785	74.341	N/A	N/A	3.444	AV
4		5350.000	42.894	40.083	-11.106	54.000	2.811	AV
5		5408.725	43.782	41.063	-10.218	54.000	2.719	AV

Note 1: " * ", means this data is the worst emission level.

Note 2: Measure Level (dBµV/m) = Reading Level (dBµV) + Factor (dB/m).

Note 3: Factor (dB/m) = Cable Loss (dB) + Antenna Factor (dB/m) - Pre_Amplifier Gain (dB).

Site: NS-AC1	Test Date: 2024-08-08
Limit: FCC_5G_RE(3m)	Engineer: Ted Chen
Probe: NS-AC1_BBHA9120D_2111_1-18GHz	Polarity: Vertical
EUT: SkyNet IAB Node	Power: By PoE
Test Mode: Transmit by 802.11ax-HE160 at 5250MHz	

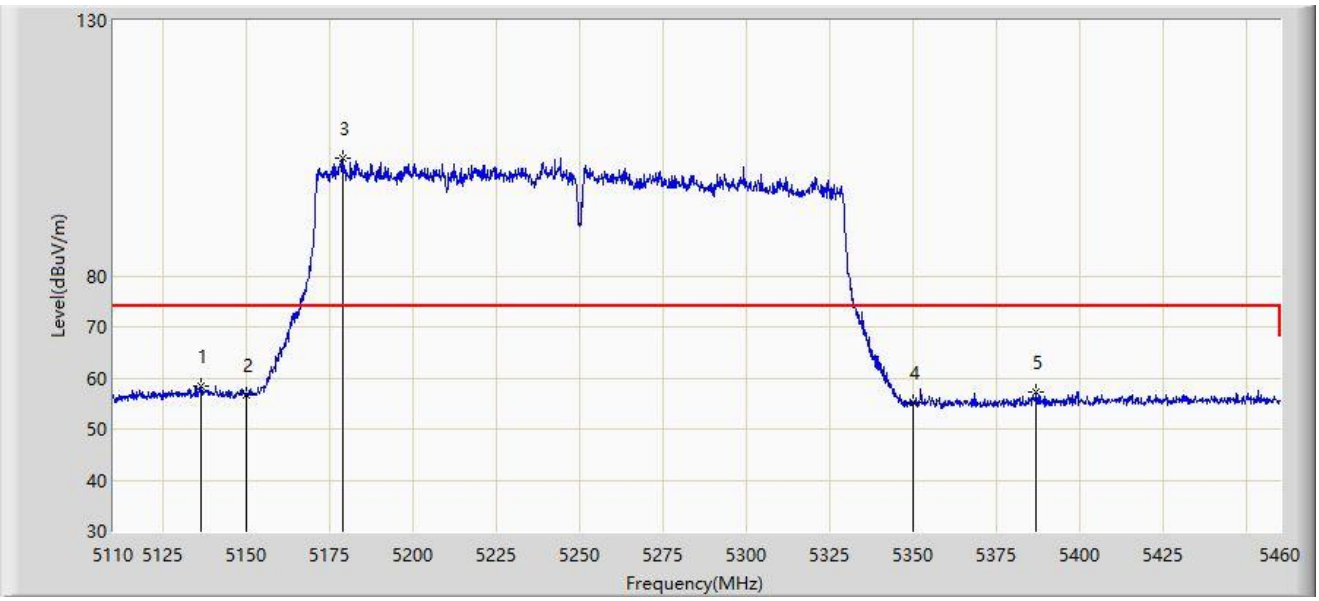

No	Mark	Frequency (MHz)	Measure Level (dBµV/m)	Reading Level (dBµV)	Margin (dB)	Limit (dBµV/m)	Factor (dB/m)	Type
1	*	5136.425	58.425	54.208	-15.575	74.000	4.217	PK
2		5150.000	56.699	52.509	-17.301	74.000	4.189	PK
3		5178.950	103.187	99.645	N/A	N/A	3.543	PK
4		5350.000	55.194	52.383	-18.806	74.000	2.811	PK
5		5386.850	57.244	54.546	-16.756	74.000	2.698	PK

Note 1: " * ", means this data is the worst emission level.

Note 2: Measure Level (dBµV/m) = Reading Level (dBµV) + Factor (dB/m).

Note 3: Factor (dB/m) = Cable Loss (dB) + Antenna Factor (dB/m) - Pre_Amplifier Gain (dB).

Site: NS-AC1	Test Date: 2024-08-08
Limit: FCC_5G_RE(3m)	Engineer: Ted Chen
Probe: NS-AC1_BBHA9120D_2111_1-18GHz	Polarity: Vertical
EUT: SkyNet IAB Node	Power: By PoE
Test Mode: Transmit by 802.11ax-HE160 at 5250MHz	

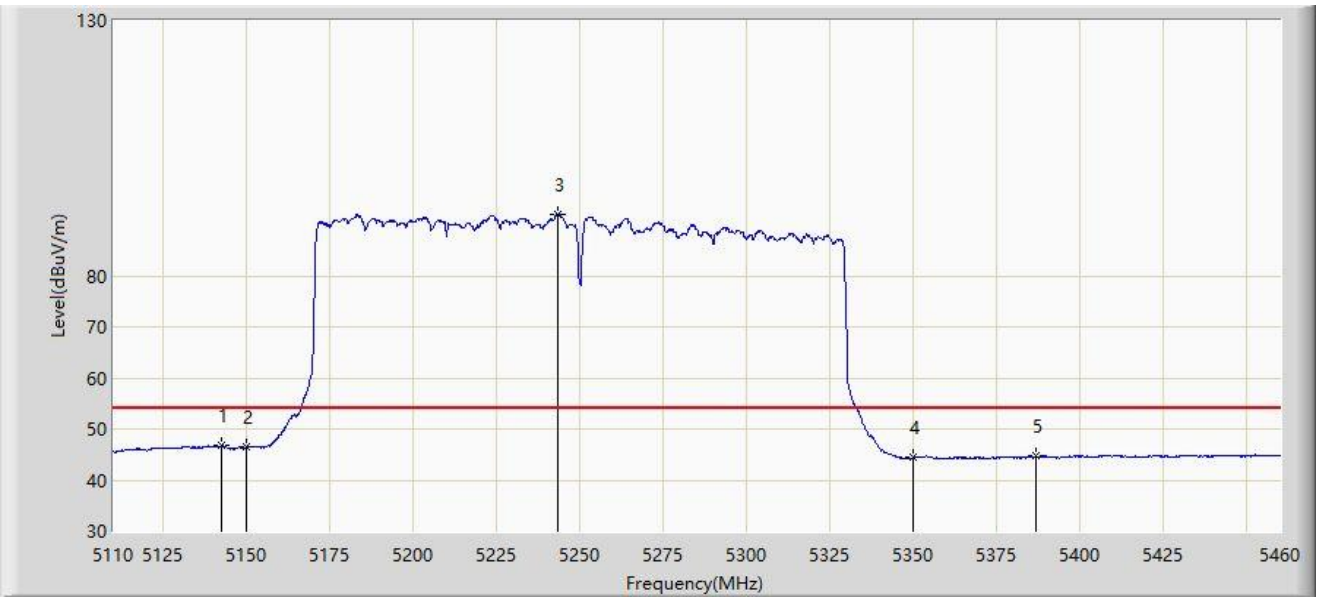

No	Mark	Frequency (MHz)	Measure Level (dBµV/m)	Reading Level (dBµV)	Margin (dB)	Limit (dBµV/m)	Factor (dB/m)	Type
1	*	5142.550	46.763	42.514	-7.237	54.000	4.249	AV
2		5150.000	46.401	42.211	-7.599	54.000	4.189	AV
3		5243.175	92.071	88.522	N/A	N/A	3.550	AV
4		5350.000	44.351	41.540	-9.649	54.000	2.811	AV
5		5386.850	44.759	42.061	-9.241	54.000	2.698	AV

Note 1: " * ", means this data is the worst emission level.

Note 2: Measure Level (dBµV/m) = Reading Level (dBµV) + Factor (dB/m).

Note 3: Factor (dB/m) = Cable Loss (dB) + Antenna Factor (dB/m) - Pre_Amplifier Gain (dB).

Site: NS-AC1	Test Date: 2024-08-09
Limit: FCC_5G_RE(3m)	Engineer: Ted Chen
Probe: NS-AC1_BBHA9120D_2111_1-18GHz	Polarity: Horizontal
EUT: SkyNet IAB Node	Power: By PoE
Test Mode: Transmit by 802.11ax-HE160 at 5570MHz	

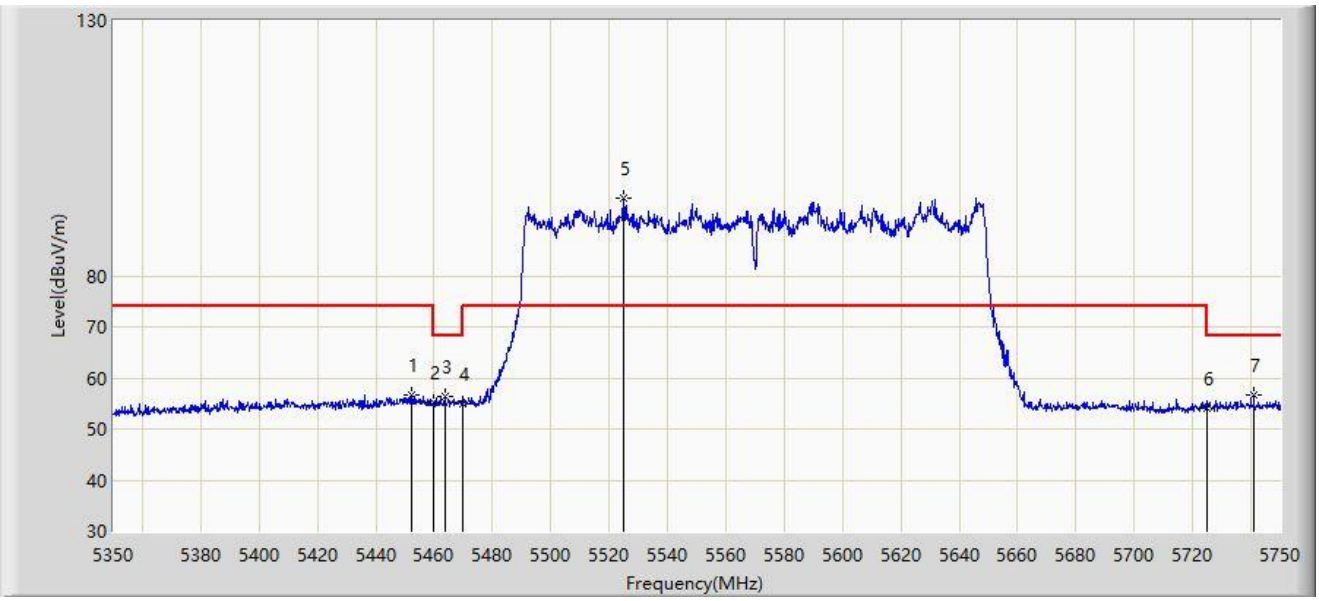

No	Mark	Frequency (MHz)	Measure Level (dBµV/m)	Reading Level (dBµV)	Margin (dB)	Limit (dBµV/m)	Factor (dB/m)	Type
1		5452.400	56.797	54.101	-17.203	74.000	2.695	PK
2		5460.000	55.163	52.412	-18.837	74.000	2.751	PK
3		5463.800	56.330	53.536	-11.870	68.200	2.793	PK
4		5470.000	54.912	52.048	-13.288	68.200	2.864	PK
5		5524.800	95.135	92.229	N/A	N/A	2.906	PK
6		5725.000	54.195	50.881	-14.005	68.200	3.314	PK
7	*	5741.000	56.561	53.083	-11.639	68.200	3.478	PK

Note 1: " * ", means this data is the worst emission level.

Note 2: Measure Level (dBµV/m) = Reading Level (dBµV) + Factor (dB/m).

Note 3: Factor (dB/m) = Cable Loss (dB) + Antenna Factor (dB/m) - Pre_Amplifier Gain (dB).

Site: NS-AC1	Test Date: 2024-08-09
Limit: FCC_5G_RE(3m)	Engineer: Ted Chen
Probe: NS-AC1_BBHA9120D_2111_1-18GHz	Polarity: Horizontal
EUT: SkyNet IAB Node	Power: By PoE
Test Mode: Transmit by 802.11ax-HE160 at 5570MHz	

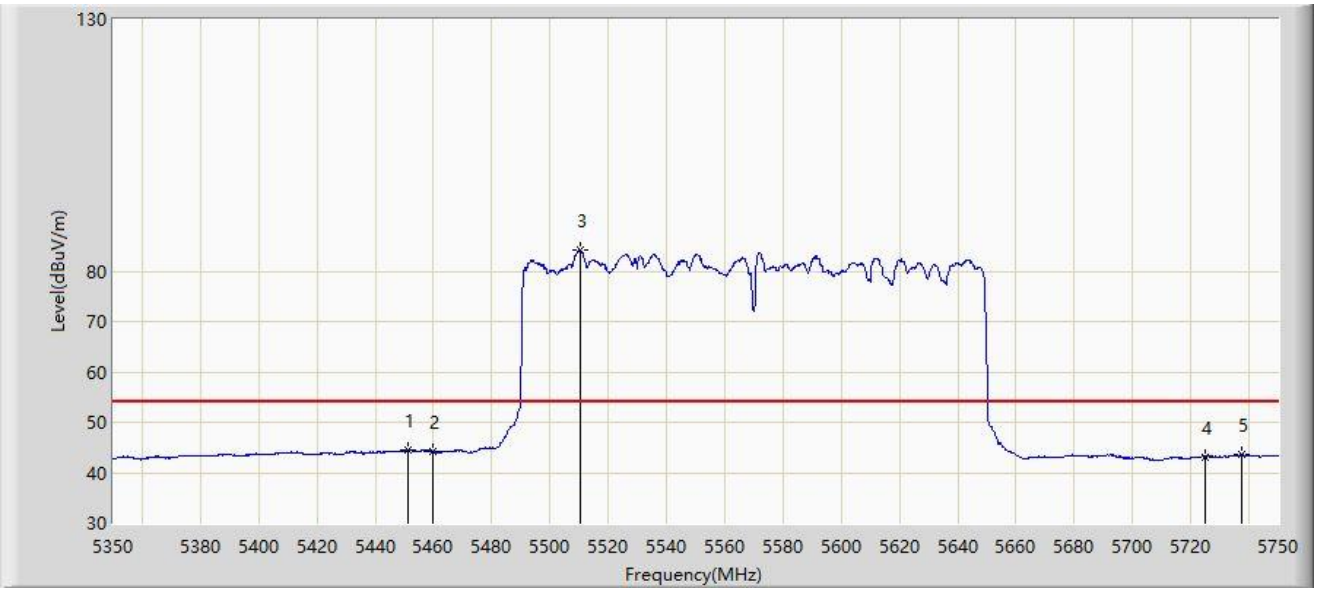

No	Mark	Frequency (MHz)	Measure Level (dBµV/m)	Reading Level (dBµV)	Margin (dB)	Limit (dBµV/m)	Factor (dB/m)	Type
1	*	5451.400	44.527	41.824	-9.473	54.000	2.703	AV
2		5460.000	44.218	41.467	-9.782	54.000	2.751	AV
3		5510.200	84.158	81.582	N/A	N/A	2.575	AV
4		5725.000	43.152	39.838	-10.848	54.000	3.314	AV
5		5737.400	43.496	40.051	-10.504	54.000	3.445	AV

Note 1: " * ", means this data is the worst emission level.

Note 2: Measure Level (dBµV/m) = Reading Level (dBµV) + Factor (dB/m).

Note 3: Factor (dB/m) = Cable Loss (dB) + Antenna Factor (dB/m) - Pre_Amplifier Gain (dB).

Site: NS-AC1	Test Date: 2024-08-09
Limit: FCC_5G_RE(3m)	Engineer: Ted Chen
Probe: NS-AC1_BBHA9120D_2111_1-18GHz	Polarity: Vertical
EUT: SkyNet IAB Node	Power: By PoE
Test Mode: Transmit by 802.11ax-HE160 at 5570MHz	

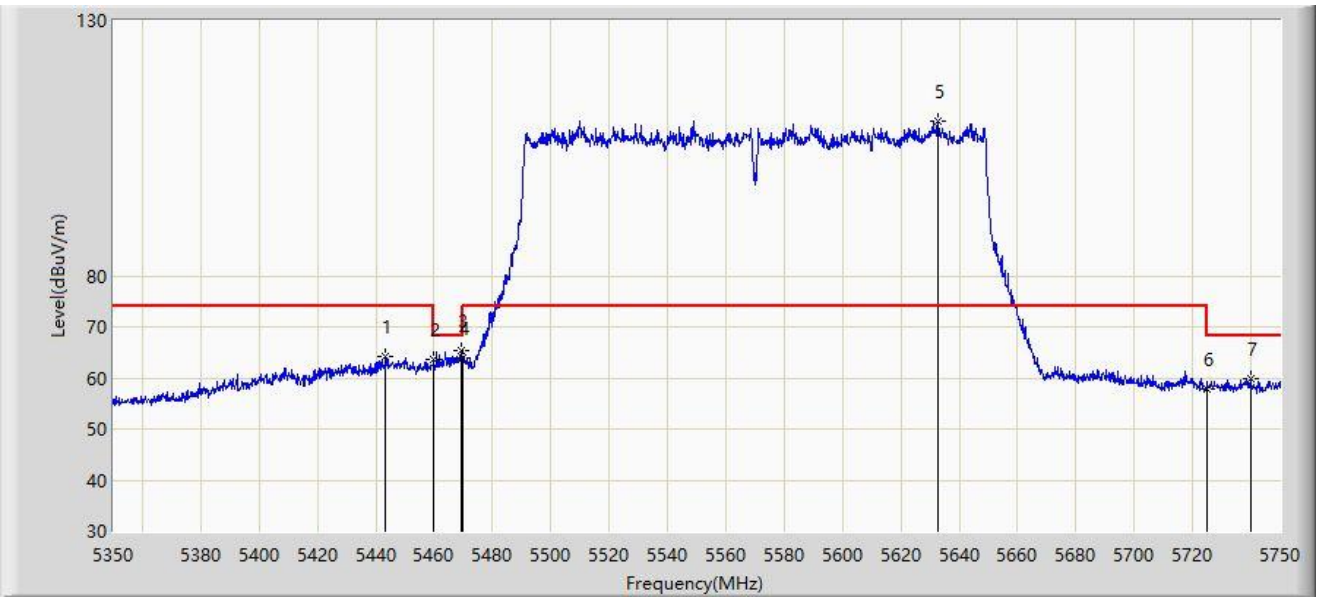

No	Mark	Frequency (MHz)	Measure Level (dBµV/m)	Reading Level (dBµV)	Margin (dB)	Limit (dBµV/m)	Factor (dB/m)	Type
1		5443.400	64.091	61.330	-9.909	74.000	2.761	PK
2		5460.000	63.676	60.925	-10.324	74.000	2.751	PK
3	*	5469.200	65.316	62.461	-2.884	68.200	2.855	PK
4		5470.000	63.815	60.951	-4.385	68.200	2.864	PK
5		5632.800	110.218	107.159	N/A	N/A	3.060	PK
6		5725.000	57.843	54.529	-10.357	68.200	3.314	PK
7		5739.800	59.881	56.414	-8.319	68.200	3.468	PK

Note 1: " * ", means this data is the worst emission level.

Note 2: Measure Level (dBµV/m) = Reading Level (dBµV) + Factor (dB/m).

Note 3: Factor (dB/m) = Cable Loss (dB) + Antenna Factor (dB/m) - Pre_Amplifier Gain (dB).

Site: NS-AC1	Test Date: 2024-08-09
Limit: FCC_5G_RE(3m)	Engineer: Ted Chen
Probe: NS-AC1_BBHA9120D_2111_1-18GHz	Polarity: Vertical
EUT: SkyNet IAB Node	Power: By PoE
Test Mode: Transmit by 802.11ax-HE160 at 5570MHz	

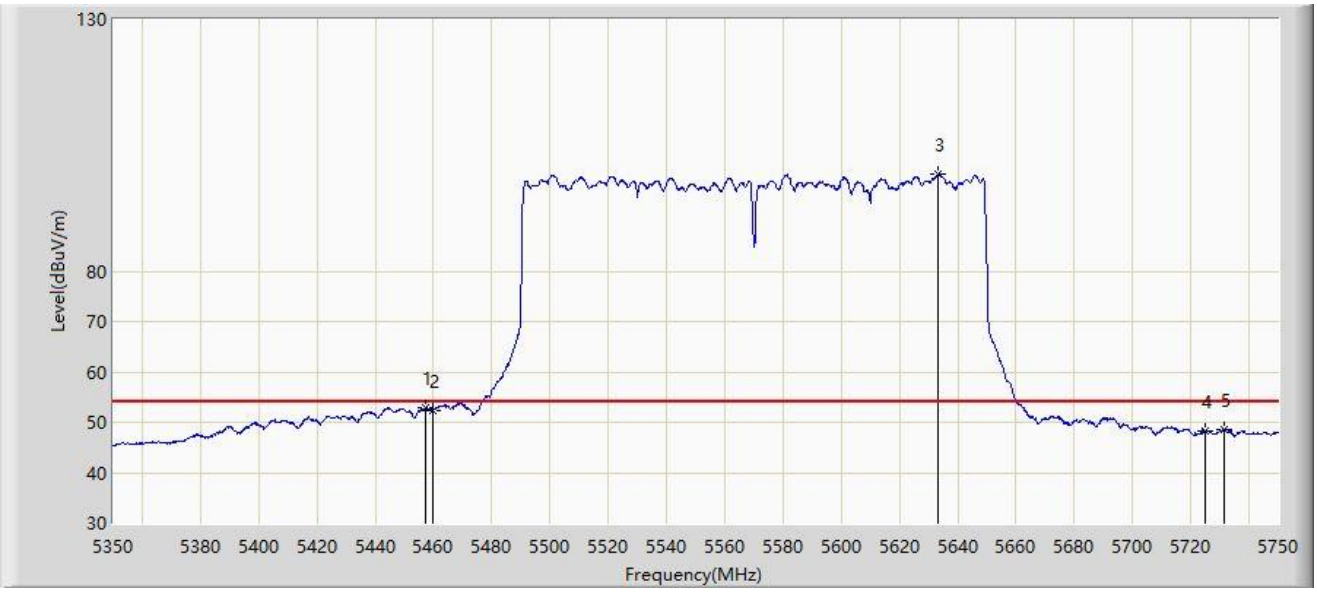

No	Mark	Frequency (MHz)	Measure Level (dBµV/m)	Reading Level (dBµV)	Margin (dB)	Limit (dBµV/m)	Factor (dB/m)	Type
1	*	5457.200	52.898	50.178	-1.102	54.000	2.720	AV
2		5460.000	52.409	49.658	-1.591	54.000	2.751	AV
3		5633.400	99.182	96.120	N/A	N/A	3.062	AV
4		5725.000	48.373	45.059	-5.627	54.000	3.314	AV
5		5731.600	48.639	45.249	-5.361	54.000	3.390	AV

Note 1: " * ", means this data is the worst emission level.

Note 2: Measure Level (dBµV/m) = Reading Level (dBµV) + Factor (dB/m).

Note 3: Factor (dB/m) = Cable Loss (dB) + Antenna Factor (dB/m) - Pre_Amplifier Gain (dB).

Site: NS-AC1	Test Date: 2024-08-09
Limit: FCC_5G_RE(3m)	Engineer: Ted Chen
Probe: NS-AC1_BBHA9120D_2111_1-18GHz	Polarity: Horizontal
EUT: SkyNet IAB Node	Power: By PoE
Test Mode: Transmit by 802.110 at be-EHT20 5180MHz	

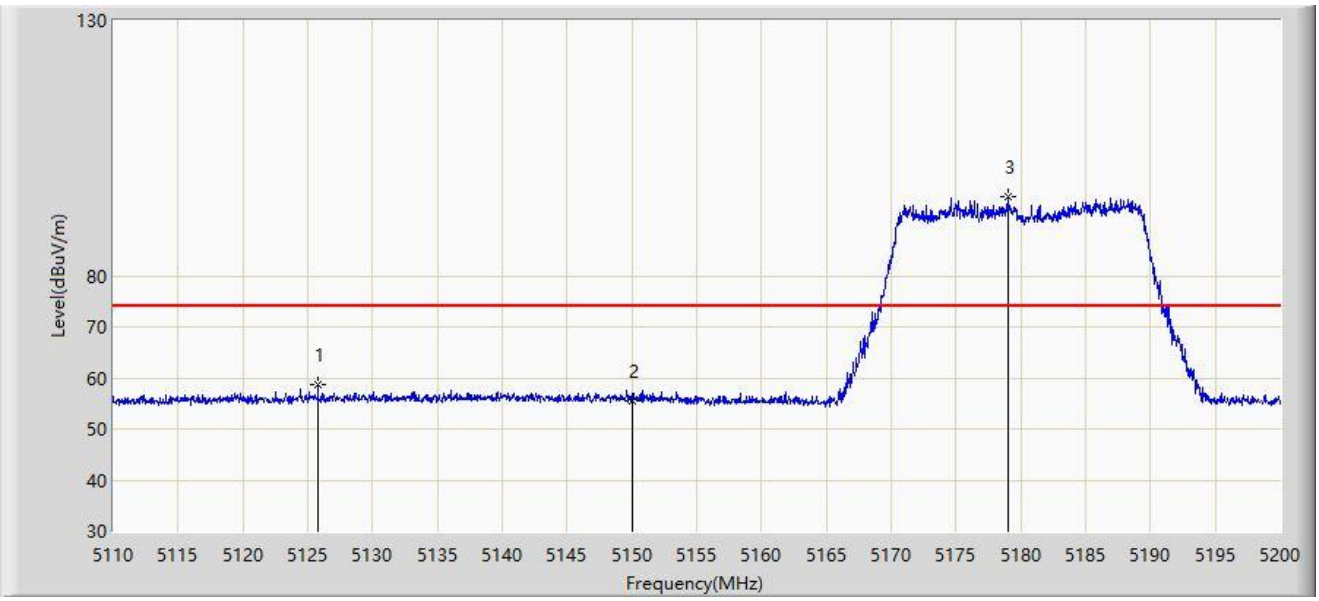

No	Mark	Frequency (MHz)	Measure Level (dBµV/m)	Reading Level (dBµV)	Margin (dB)	Limit (dBµV/m)	Factor (dB/m)	Type
1	*	5125.795	58.594	54.509	-15.406	74.000	4.085	PK
2		5150.000	55.575	51.385	-18.425	74.000	4.189	PK
3		5178.985	95.562	92.020	N/A	N/A	3.542	PK

Note 1: " * ", means this data is the worst emission level.

Note 2: Measure Level (dBµV/m) = Reading Level (dBµV) + Factor (dB/m).

Note 3: Factor (dB/m) = Cable Loss (dB) + Antenna Factor (dB/m) - Pre_Amplifier Gain (dB).

Site: NS-AC1	Test Date: 2024-08-09
Limit: FCC_5G_RE(3m)	Engineer: Ted Chen
Probe: NS-AC1_BBHA9120D_2111_1-18GHz	Polarity: Horizontal
EUT: SkyNet IAB Node	Power: By PoE
Test Mode: Transmit by 802.110 at be-EHT20 5180MHz	

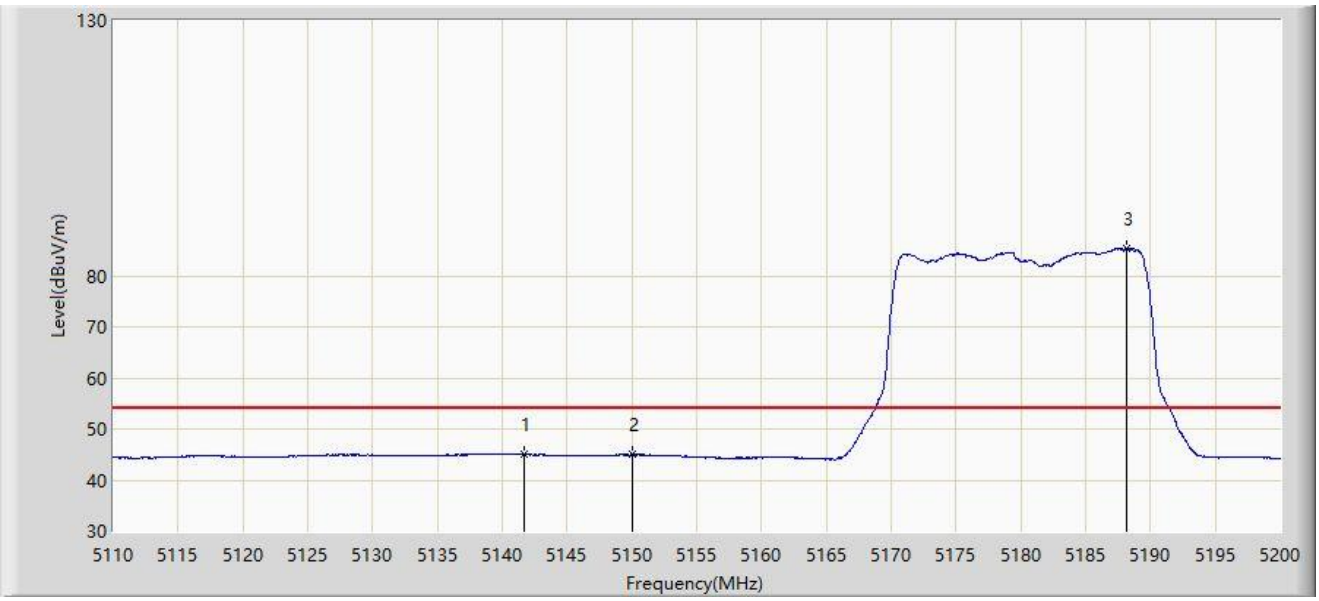

No	Mark	Frequency (MHz)	Measure Level (dBµV/m)	Reading Level (dBµV)	Margin (dB)	Limit (dBµV/m)	Factor (dB/m)	Type
1	*	5141.680	45.167	40.923	-8.833	54.000	4.245	AV
2		5150.000	44.958	40.768	-9.042	54.000	4.189	AV
3		5188.210	85.368	81.773	N/A	N/A	3.594	AV

Note 1: " * ", means this data is the worst emission level.

Note 2: Measure Level (dBµV/m) = Reading Level (dBµV) + Factor (dB/m).

Note 3: Factor (dB/m) = Cable Loss (dB) + Antenna Factor (dB/m) - Pre_Amplifier Gain (dB).

Site: NS-AC1	Test Date: 2024-08-09
Limit: FCC_5G_RE(3m)	Engineer: Ted Chen
Probe: NS-AC1_BBHA9120D_2111_1-18GHz	Polarity: Vertical
EUT: SkyNet IAB Node	Power: By PoE
Test Mode: Transmit by 802.110 at be-EHT20 5180MHz	

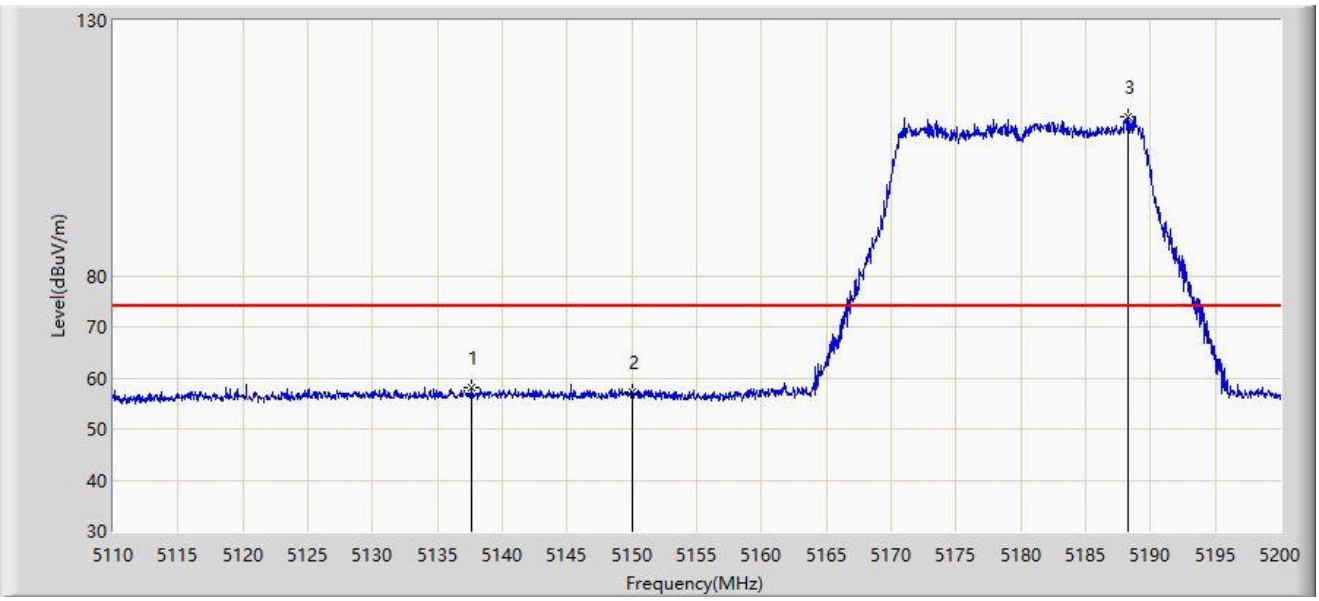

No	Mark	Frequency (MHz)	Measure Level (dBµV/m)	Reading Level (dBµV)	Margin (dB)	Limit (dBµV/m)	Factor (dB/m)	Type
1	*	5137.675	58.208	53.984	-15.792	74.000	4.224	PK
2		5150.000	57.354	53.164	-16.646	74.000	4.189	PK
3		5188.255	111.064	107.468	N/A	N/A	3.596	PK

Note 1: " * ", means this data is the worst emission level.

Note 2: Measure Level (dBµV/m) = Reading Level (dBµV) + Factor (dB/m).

Note 3: Factor (dB/m) = Cable Loss (dB) + Antenna Factor (dB/m) - Pre_Amplifier Gain (dB).

Site: NS-AC1	Test Date: 2024-08-09
Limit: FCC_5G_RE(3m)	Engineer: Ted Chen
Probe: NS-AC1_BBHA9120D_2111_1-18GHz	Polarity: Vertical
EUT: SkyNet IAB Node	Power: By PoE
Test Mode: Transmit by 802.110 at be-EHT20 5180MHz	

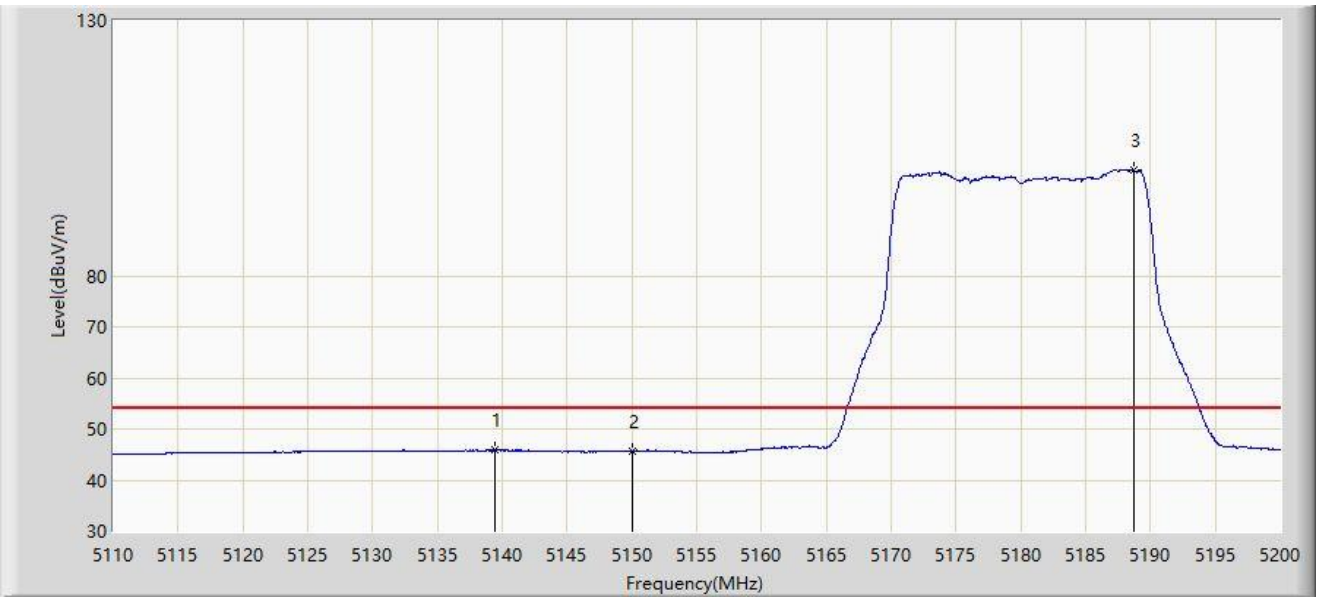

No	Mark	Frequency (MHz)	Measure Level (dBµV/m)	Reading Level (dBµV)	Margin (dB)	Limit (dBµV/m)	Factor (dB/m)	Type
1	*	5139.385	46.016	41.784	-7.984	54.000	4.233	AV
2		5150.000	45.709	41.519	-8.291	54.000	4.189	AV
3		5188.705	100.852	97.253	N/A	N/A	3.600	AV

Note 1: " * ", means this data is the worst emission level.

Note 2: Measure Level (dBµV/m) = Reading Level (dBµV) + Factor (dB/m).

Note 3: Factor (dB/m) = Cable Loss (dB) + Antenna Factor (dB/m) - Pre_Amplifier Gain (dB).

Site: NS-AC1	Test Date: 2024-08-09
Limit: FCC_5G_RE(3m)	Engineer: Ted Chen
Probe: NS-AC1_BBHA9120D_2111_1-18GHz	Polarity: Horizontal
EUT: SkyNet IAB Node	Power: By PoE
Test Mode: Transmit by 802.110 at be-EHT20 5320MHz	

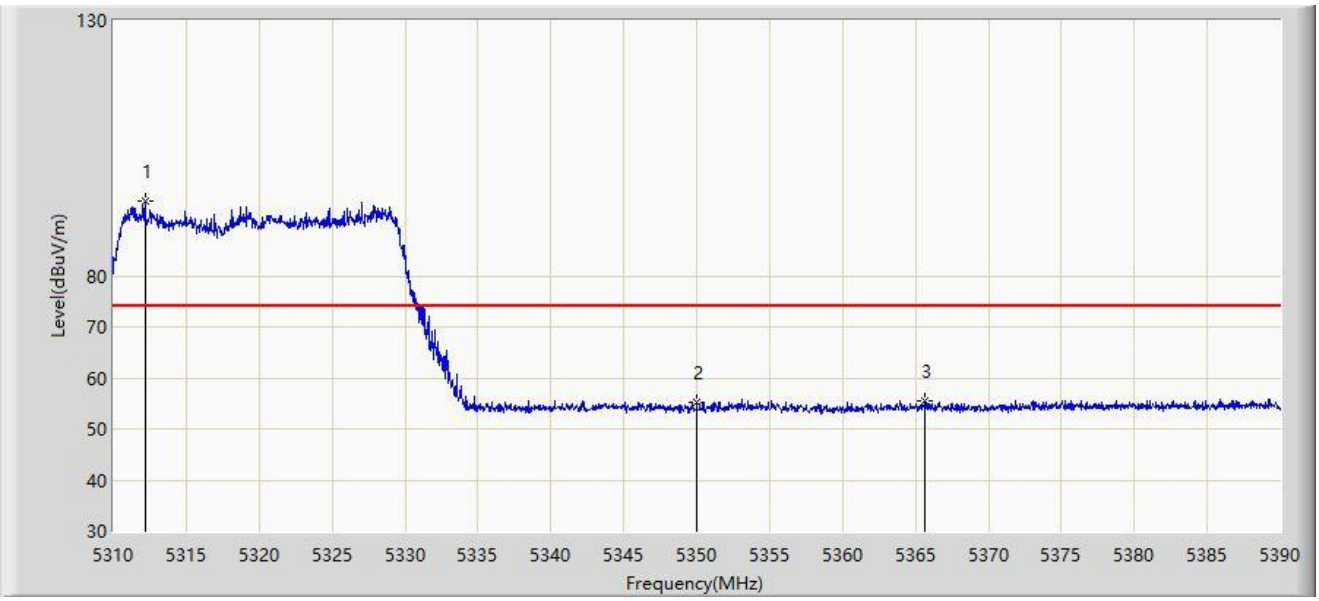

No	Mark	Frequency (MHz)	Measure Level (dBµV/m)	Reading Level (dBµV)	Margin (dB)	Limit (dBµV/m)	Factor (dB/m)	Type
1		5312.160	94.641	91.927	N/A	N/A	2.715	PK
2		5350.000	55.130	52.319	-18.870	74.000	2.811	PK
3	*	5365.680	55.557	52.956	-18.443	74.000	2.601	PK

Note 1: " * ", means this data is the worst emission level.

Note 2: Measure Level (dBµV/m) = Reading Level (dBµV) + Factor (dB/m).

Note 3: Factor (dB/m) = Cable Loss (dB) + Antenna Factor (dB/m) - Pre_Amplifier Gain (dB).

Site: NS-AC1	Test Date: 2024-08-09
Limit: FCC_5G_RE(3m)	Engineer: Ted Chen
Probe: NS-AC1_BBHA9120D_2111_1-18GHz	Polarity: Horizontal
EUT: SkyNet IAB Node	Power: By PoE
Test Mode: Transmit by 802.110 at be-EHT20 5320MHz	

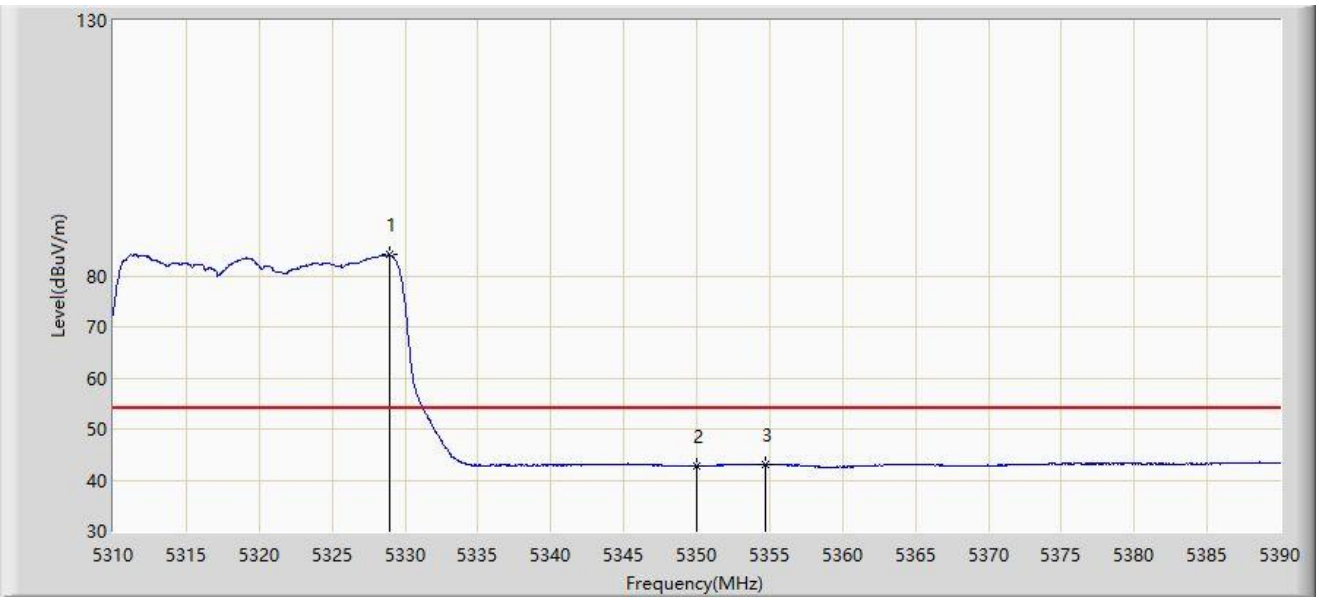

No	Mark	Frequency (MHz)	Measure Level (dBµV/m)	Reading Level (dBµV)	Margin (dB)	Limit (dBµV/m)	Factor (dB/m)	Type
1		5328.920	84.122	81.510	N/A	N/A	2.613	AV
2		5350.000	42.658	39.847	-11.342	54.000	2.811	AV
3	*	5354.760	43.162	40.377	-10.838	54.000	2.784	AV

Note 1: " * ", means this data is the worst emission level.

Note 2: Measure Level (dBµV/m) = Reading Level (dBµV) + Factor (dB/m).

Note 3: Factor (dB/m) = Cable Loss (dB) + Antenna Factor (dB/m) - Pre_Amplifier Gain (dB).

Site: NS-AC1	Test Date: 2024-08-09
Limit: FCC_5G_RE(3m)	Engineer: Ted Chen
Probe: NS-AC1_BBHA9120D_2111_1-18GHz	Polarity: Vertical
EUT: SkyNet IAB Node	Power: By PoE
Test Mode: Transmit by 802.110 at be-EHT20 5320MHz	

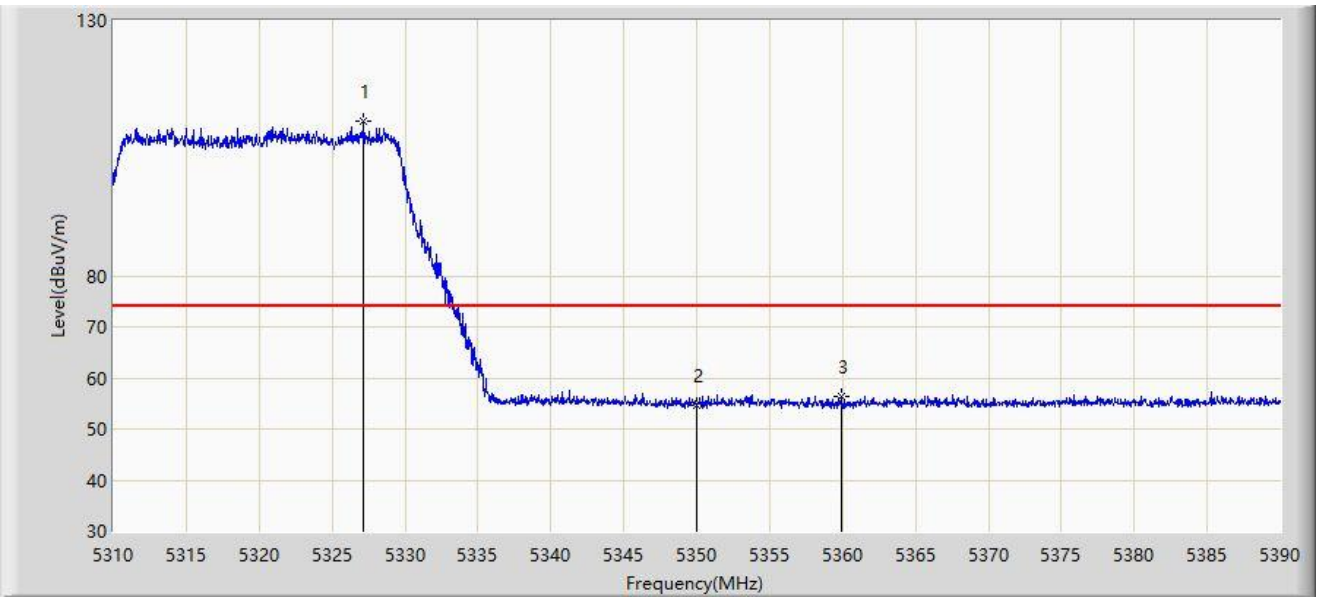

No	Mark	Frequency (MHz)	Measure Level (dBµV/m)	Reading Level (dBµV)	Margin (dB)	Limit (dBµV/m)	Factor (dB/m)	Type
1		5327.160	110.169	107.571	N/A	N/A	2.598	PK
2		5350.000	54.599	51.788	-19.401	74.000	2.811	PK
3	*	5359.880	56.310	53.612	-17.690	74.000	2.699	PK

Note 1: " * ", means this data is the worst emission level.

Note 2: Measure Level (dBµV/m) = Reading Level (dBµV) + Factor (dB/m).

Note 3: Factor (dB/m) = Cable Loss (dB) + Antenna Factor (dB/m) - Pre_Amplifier Gain (dB).

Site: NS-AC1	Test Date: 2024-08-09
Limit: FCC_5G_RE(3m)	Engineer: Ted Chen
Probe: NS-AC1_BBHA9120D_2111_1-18GHz	Polarity: Vertical
EUT: SkyNet IAB Node	Power: By PoE
Test Mode: Transmit by 802.110 at be-EHT20 5320MHz	

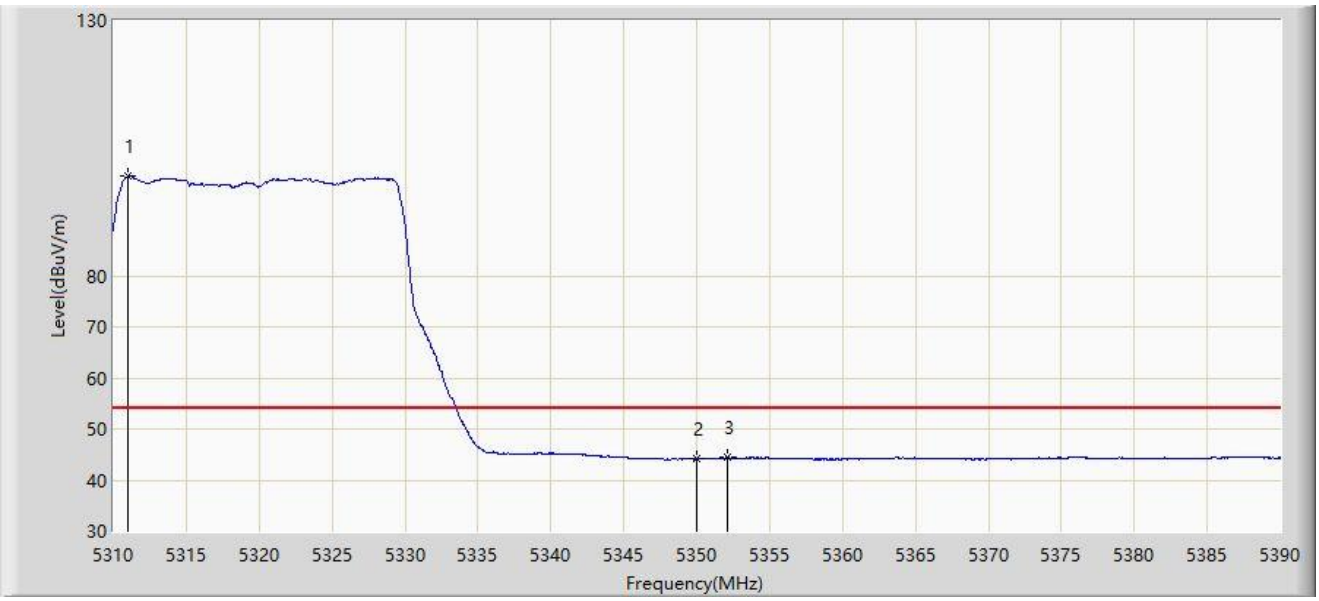

No	Mark	Frequency (MHz)	Measure Level (dBµV/m)	Reading Level (dBµV)	Margin (dB)	Limit (dBµV/m)	Factor (dB/m)	Type
1		5311.000	99.480	96.728	N/A	N/A	2.752	AV
2		5350.000	44.070	41.259	-9.930	54.000	2.811	AV
3	*	5352.080	44.419	41.589	-9.581	54.000	2.829	AV

Note 1: " * ", means this data is the worst emission level.

Note 2: Measure Level (dBµV/m) = Reading Level (dBµV) + Factor (dB/m).

Note 3: Factor (dB/m) = Cable Loss (dB) + Antenna Factor (dB/m) - Pre_Amplifier Gain (dB).

Site: NS-AC1	Test Date: 2024-08-09
Limit: FCC_5G_RE(3m)	Engineer: Ted Chen
Probe: NS-AC1_BBHA9120D_2111_1-18GHz	Polarity: Horizontal
EUT: SkyNet IAB Node	Power: By PoE
Test Mode: Transmit by 802.110 at be-EHT20 5500MHz	

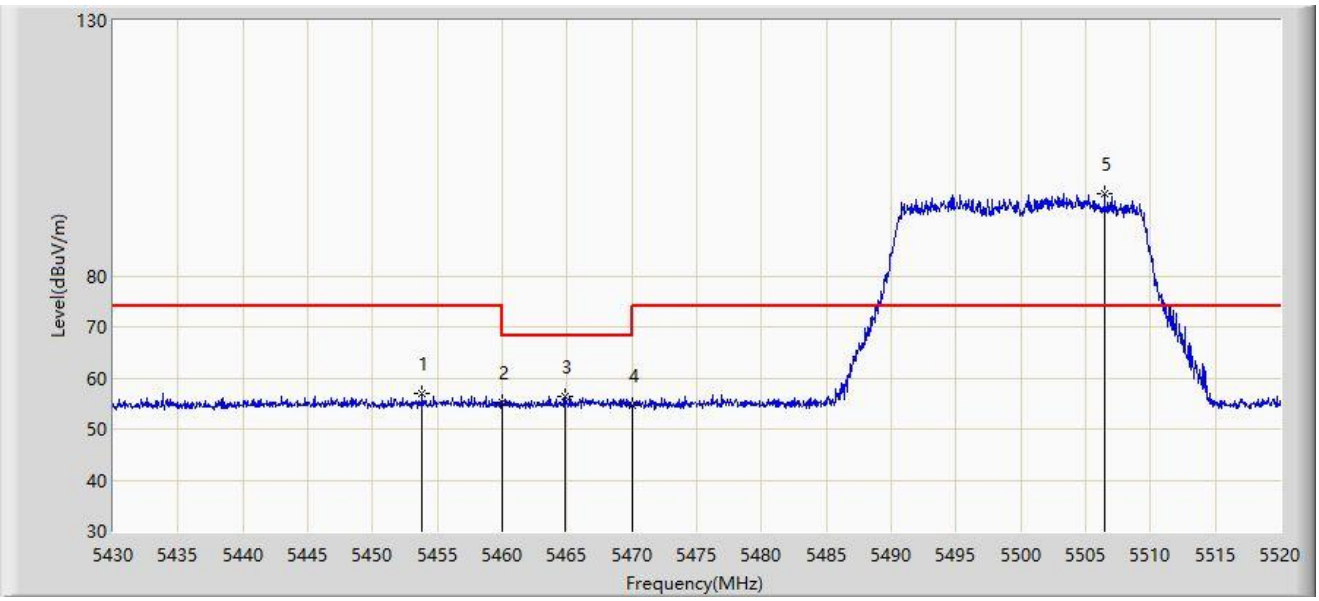

No	Mark	Frequency (MHz)	Measure Level (dBµV/m)	Reading Level (dBµV)	Margin (dB)	Limit (dBµV/m)	Factor (dB/m)	Type
1		5453.850	57.062	54.377	-16.938	74.000	2.686	PK
2		5460.000	55.200	52.449	-18.800	74.000	2.751	PK
3	*	5464.830	56.410	53.604	-11.790	68.200	2.806	PK
4		5470.000	54.577	51.713	-13.623	68.200	2.864	PK
5		5506.455	96.225	93.759	N/A	N/A	2.467	PK

Note 1: " * ", means this data is the worst emission level.

Note 2: Measure Level (dBµV/m) = Reading Level (dBµV) + Factor (dB/m).

Note 3: Factor (dB/m) = Cable Loss (dB) + Antenna Factor (dB/m) - Pre_Amplifier Gain (dB).

Site: NS-AC1	Test Date: 2024-08-09
Limit: FCC_5G_RE(3m)	Engineer: Ted Chen
Probe: NS-AC1_BBHA9120D_2111_1-18GHz	Polarity: Horizontal
EUT: SkyNet IAB Node	Power: By PoE
Test Mode: Transmit by 802.110 at be-EHT20 5500MHz	

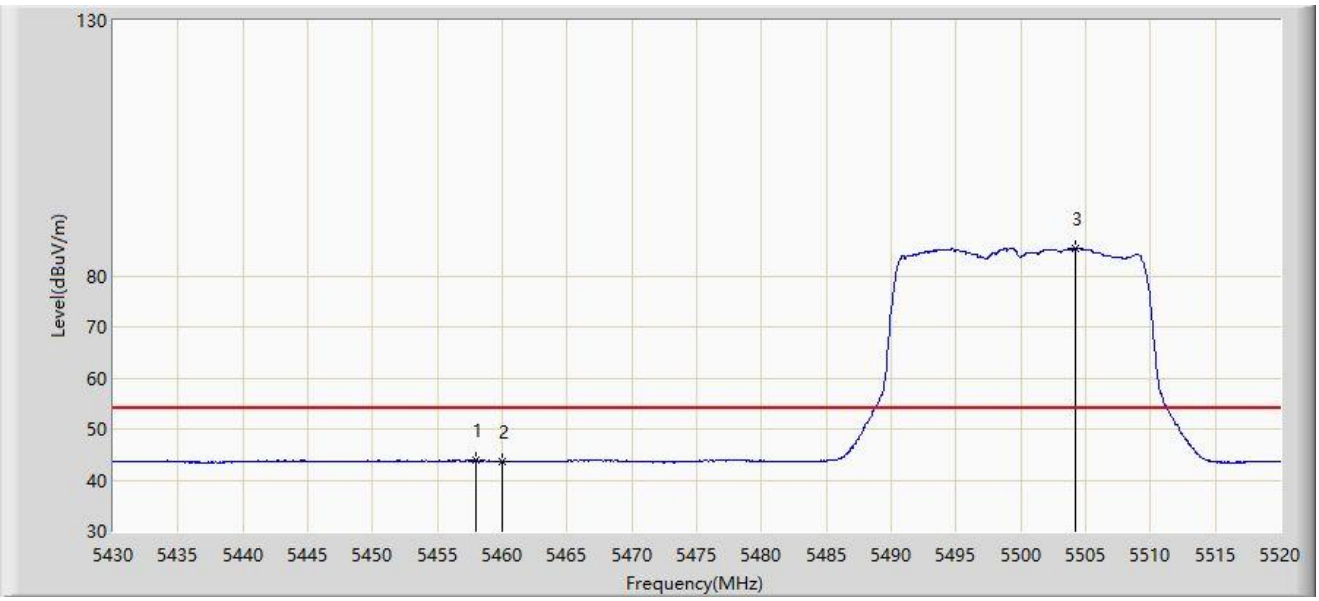

No	Mark	Frequency (MHz)	Measure Level (dBµV/m)	Reading Level (dBµV)	Margin (dB)	Limit (dBµV/m)	Factor (dB/m)	Type
1	*	5457.990	43.933	41.204	-10.067	54.000	2.729	AV
2		5460.000	43.634	40.883	-10.366	54.000	2.751	AV
3		5504.205	85.490	83.049	N/A	N/A	2.441	AV

Note 1: " * ", means this data is the worst emission level.

Note 2: Measure Level (dBµV/m) = Reading Level (dBµV) + Factor (dB/m).

Note 3: Factor (dB/m) = Cable Loss (dB) + Antenna Factor (dB/m) - Pre_Amplifier Gain (dB).

Site: NS-AC1	Test Date: 2024-08-09
Limit: FCC_5G_RE(3m)	Engineer: Ted Chen
Probe: NS-AC1_BBHA9120D_2111_1-18GHz	Polarity: Vertical
EUT: SkyNet IAB Node	Power: By PoE
Test Mode: Transmit by 802.110 at be-EHT20 5500MHz	

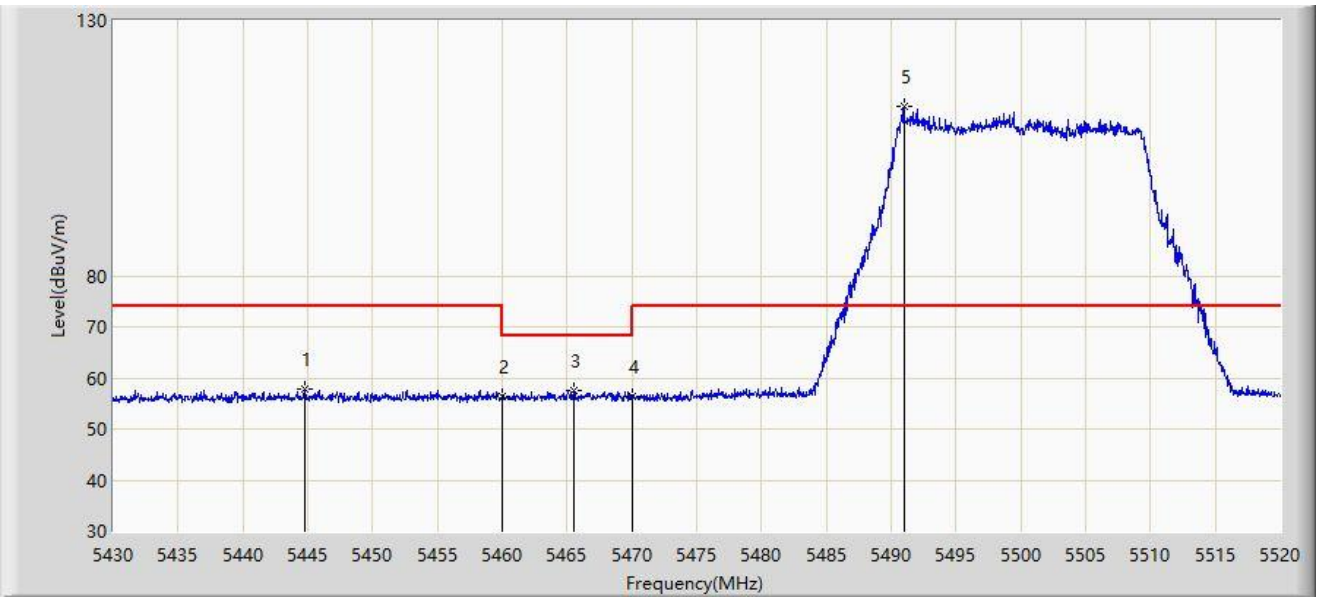

No	Mark	Frequency (MHz)	Measure Level (dBµV/m)	Reading Level (dBµV)	Margin (dB)	Limit (dBµV/m)	Factor (dB/m)	Type
1		5444.805	57.812	55.061	-16.188	74.000	2.751	PK
2		5460.000	56.461	53.710	-17.539	74.000	2.751	PK
3	*	5465.505	57.427	54.614	-10.773	68.200	2.813	PK
4		5470.000	56.475	53.611	-11.725	68.200	2.864	PK
5		5490.975	113.142	110.396	N/A	N/A	2.747	PK

Note 1: " * ", means this data is the worst emission level.

Note 2: Measure Level (dBµV/m) = Reading Level (dBµV) + Factor (dB/m).

Note 3: Factor (dB/m) = Cable Loss (dB) + Antenna Factor (dB/m) - Pre_Amplifier Gain (dB).

Site: NS-AC1	Test Date: 2024-08-09
Limit: FCC_5G_RE(3m)	Engineer: Ted Chen
Probe: NS-AC1_BBHA9120D_2111_1-18GHz	Polarity: Vertical
EUT: SkyNet IAB Node	Power: By PoE
Test Mode: Transmit by 802.110 at be-EHT20 5500MHz	

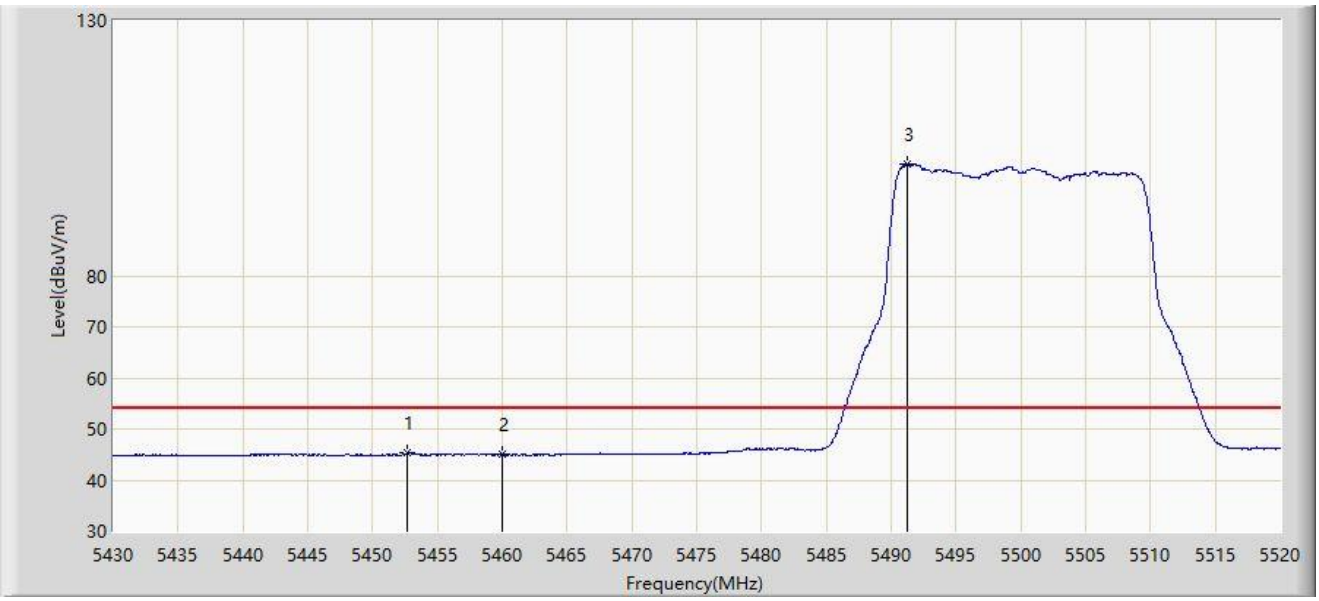

No	Mark	Frequency (MHz)	Measure Level (dBµV/m)	Reading Level (dBµV)	Margin (dB)	Limit (dBµV/m)	Factor (dB/m)	Type
1	*	5452.680	45.354	42.660	-8.646	54.000	2.694	AV
2		5460.000	44.961	42.210	-9.039	54.000	2.751	AV
3		5491.290	101.973	99.234	N/A	N/A	2.739	AV

Note 1: " * ", means this data is the worst emission level.

Note 2: Measure Level (dBµV/m) = Reading Level (dBµV) + Factor (dB/m).

Note 3: Factor (dB/m) = Cable Loss (dB) + Antenna Factor (dB/m) - Pre_Amplifier Gain (dB).

Site: NS-AC1	Test Date: 2024-08-09
Limit: FCC_5G_RE(3m)	Engineer: Ted Chen
Probe: NS-AC1_BBHA9120D_2111_1-18GHz	Polarity: Horizontal
EUT: SkyNet IAB Node	Power: By PoE
Test Mode: Transmit by 802.110 at be-EHT20 5700MHz	

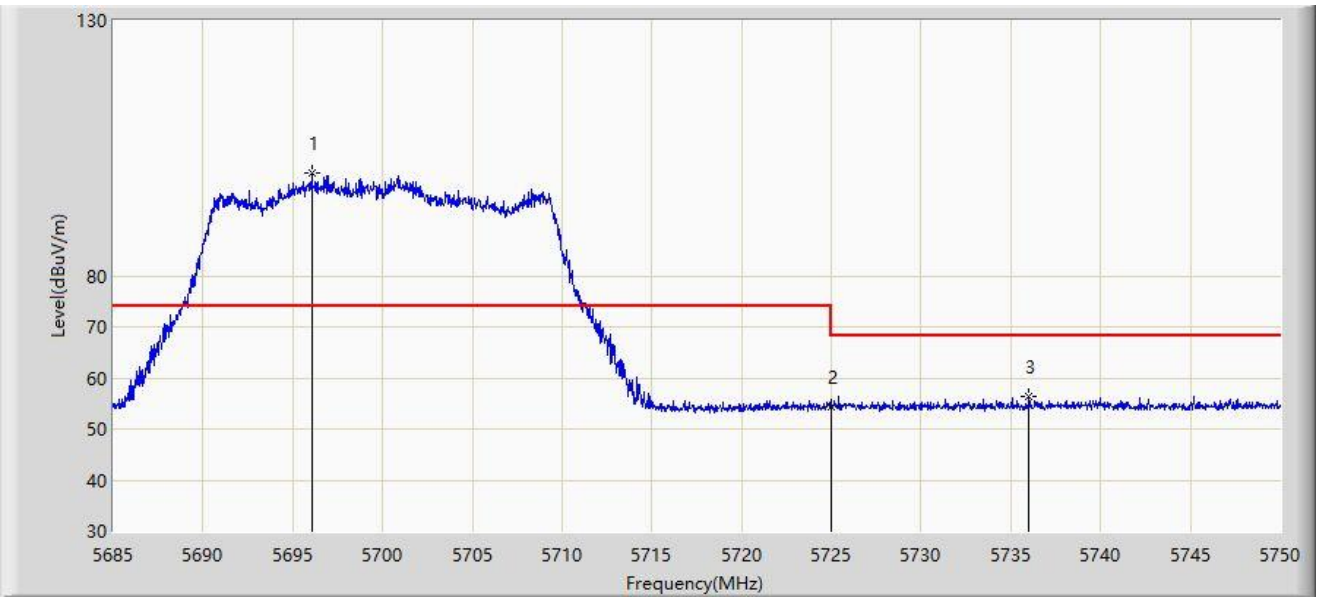

No	Mark	Frequency (MHz)	Measure Level (dBµV/m)	Reading Level (dBµV)	Margin (dB)	Limit (dBµV/m)	Factor (dB/m)	Type
1		5696.050	100.102	96.685	N/A	N/A	3.418	PK
2		5725.000	54.307	50.993	-13.893	68.200	3.314	PK
3	*	5736.025	56.301	52.869	-11.899	68.200	3.432	PK

Note 1: " * ", means this data is the worst emission level.

Note 2: Measure Level (dBµV/m) = Reading Level (dBµV) + Factor (dB/m).

Note 3: Factor (dB/m) = Cable Loss (dB) + Antenna Factor (dB/m) - Pre_Amplifier Gain (dB).

Site: NS-AC1	Test Date: 2024-08-09
Limit: FCC_5G_RE(3m)	Engineer: Ted Chen
Probe: NS-AC1_BBHA9120D_2111_1-18GHz	Polarity: Vertical
EUT: SkyNet IAB Node	Power: By PoE
Test Mode: Transmit by 802.110 at be-EHT20 5700MHz	

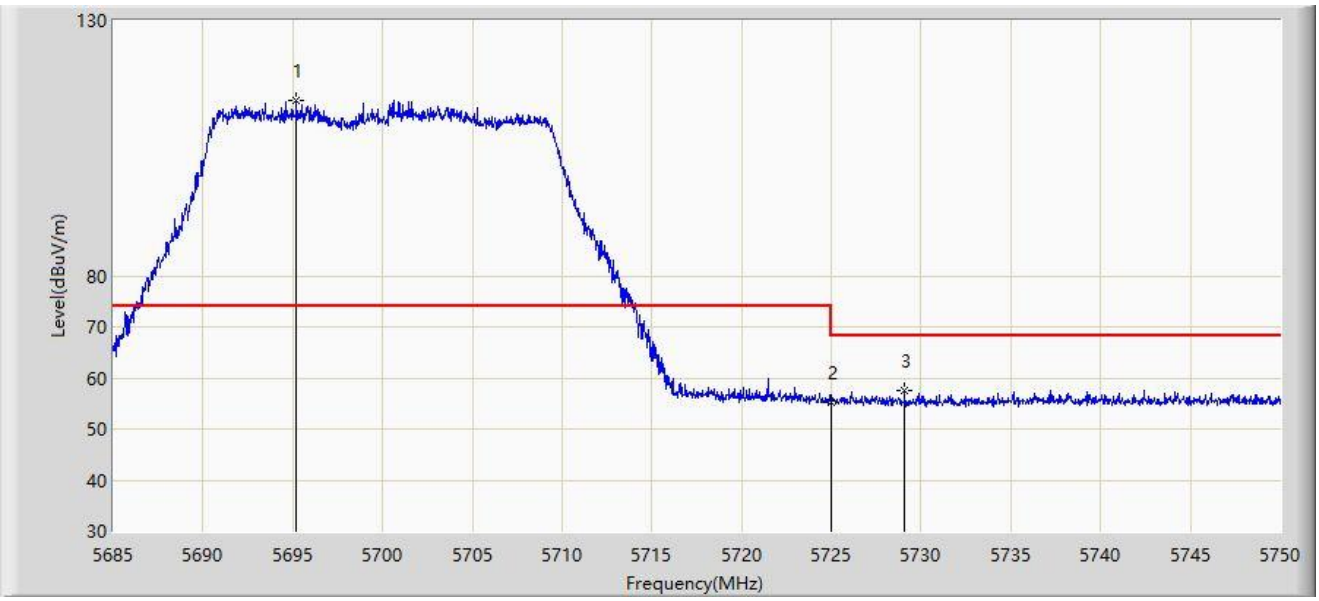

No	Mark	Frequency (MHz)	Measure Level (dBµV/m)	Reading Level (dBµV)	Margin (dB)	Limit (dBµV/m)	Factor (dB/m)	Type
1		5695.205	114.373	110.924	N/A	N/A	3.450	PK
2		5725.000	55.283	51.969	-12.917	68.200	3.314	PK
3	*	5729.070	57.421	54.054	-10.779	68.200	3.366	PK

Note 1: " * ", means this data is the worst emission level.

Note 2: Measure Level (dBµV/m) = Reading Level (dBµV) + Factor (dB/m).

Note 3: Factor (dB/m) = Cable Loss (dB) + Antenna Factor (dB/m) - Pre_Amplifier Gain (dB).

Site: NS-AC1	Test Date: 2024-08-09
Limit: FCC_5.8G_RE(3m)	Engineer: Ted Chen
Probe: NS-AC1_BBHA9120D_2111_1-18GHz	Polarity: Horizontal
EUT: SkyNet IAB Node	Power: By PoE
Test Mode: Transmit by 802.110 at be-EHT20 5745MHz	

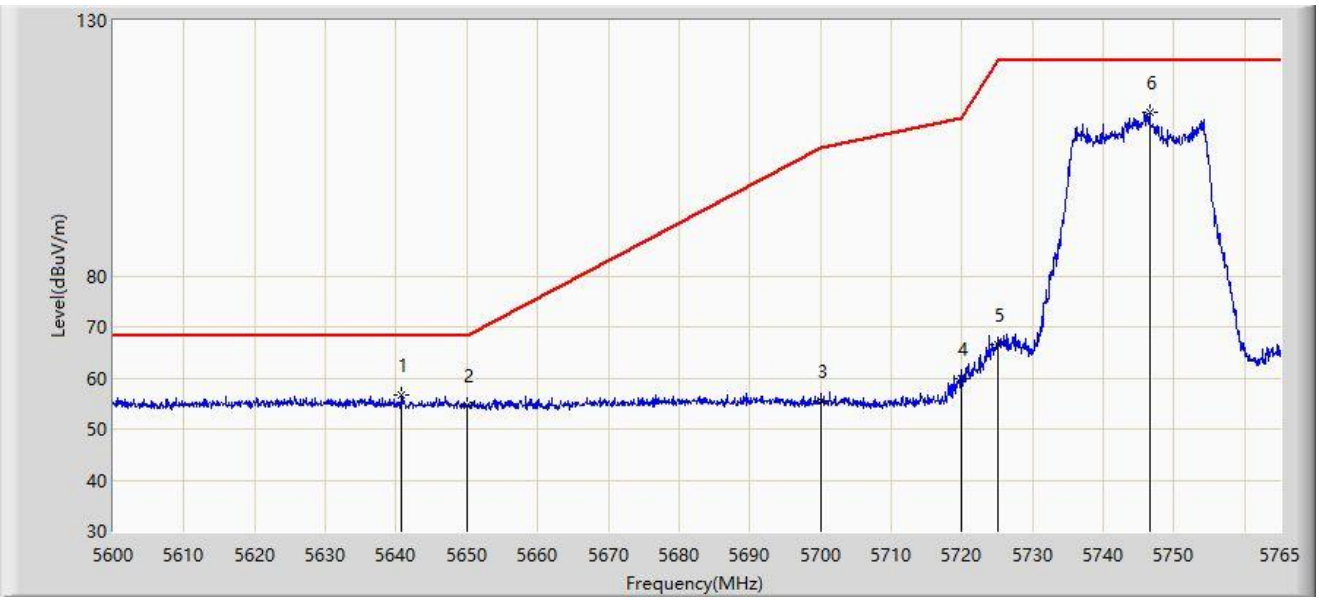

No	Mark	Frequency (MHz)	Measure Level (dBµV/m)	Reading Level (dBµV)	Margin (dB)	Limit (dBµV/m)	Factor (dB/m)	Type
1	*	5640.755	56.584	53.491	-11.616	68.200	3.094	PK
2		5650.000	54.654	51.769	-13.546	68.200	2.885	PK
3		5700.000	55.648	52.381	-49.552	105.200	3.267	PK
4		5720.000	59.885	56.692	-50.915	110.800	3.192	PK
5		5725.000	66.482	63.168	-55.718	122.200	3.314	PK
6		5746.520	112.103	108.645	N/A	N/A	3.458	PK

Note 1: " * ", means this data is the worst emission level.

Note 2: Measure Level (dBµV/m) = Reading Level (dBµV) + Factor (dB/m).

Note 3: Factor (dB/m) = Cable Loss (dB) + Antenna Factor (dB/m) - Pre_Amplifier Gain (dB).

Site: NS-AC1	Test Date: 2024-08-09
Limit: FCC_5.8G_RE(3m)	Engineer: Ted Chen
Probe: NS-AC1_BBHA9120D_2111_1-18GHz	Polarity: Vertical
EUT: SkyNet IAB Node	Power: By PoE
Test Mode: Transmit by 802.110 at be-EHT20 5745MHz	

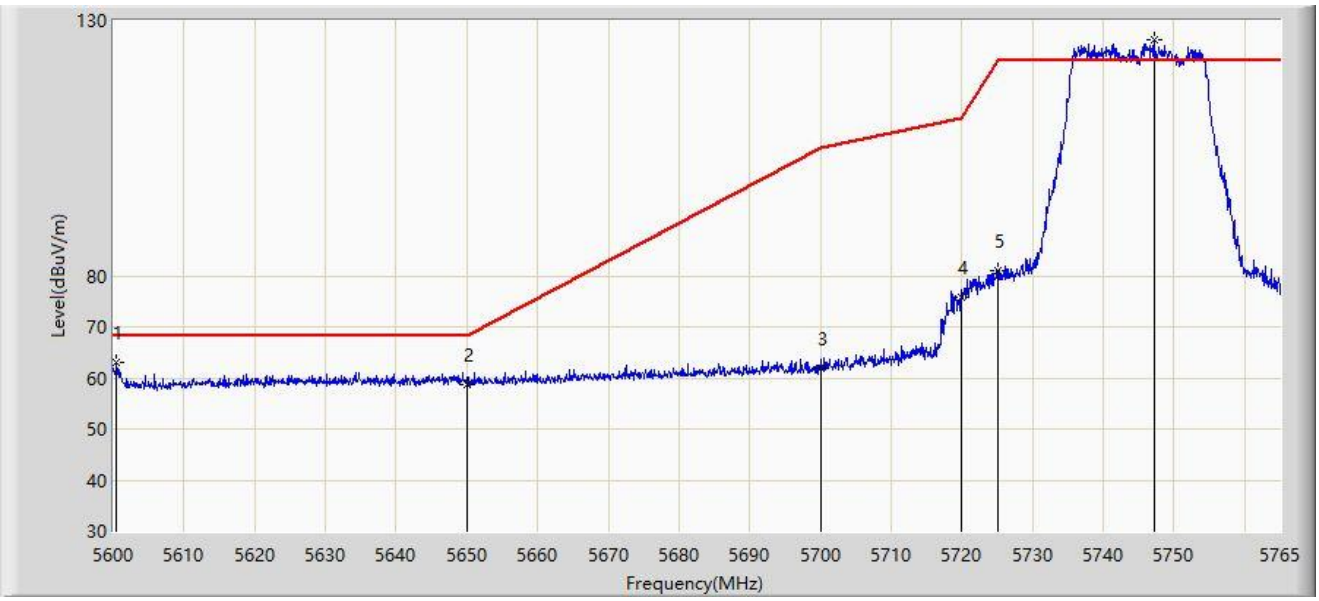

No	Mark	Frequency (MHz)	Measure Level (dBµV/m)	Reading Level (dBµV)	Margin (dB)	Limit (dBµV/m)	Factor (dB/m)	Type
1	*	5600.413	63.052	60.260	-5.148	68.200	2.792	PK
2		5650.000	58.807	55.922	-9.393	68.200	2.885	PK
3		5700.000	61.937	58.670	-43.263	105.200	3.267	PK
4		5720.000	75.836	72.643	-34.964	110.800	3.192	PK
5		5725.000	81.006	77.692	-41.194	122.200	3.314	PK
6		5747.180	126.166	122.715	N/A	N/A	3.451	PK

Note 1: " * ", means this data is the worst emission level.

Note 2: Measure Level (dBµV/m) = Reading Level (dBµV) + Factor (dB/m).

Note 3: Factor (dB/m) = Cable Loss (dB) + Antenna Factor (dB/m) - Pre_Amplifier Gain (dB).

Site: NS-AC1	Test Date: 2024-08-09
Limit: FCC_5.8G_RE(3m)	Engineer: Ted Chen
Probe: NS-AC1_BBHA9120D_2111_1-18GHz	Polarity: Horizontal
EUT: SkyNet IAB Node	Power: By PoE
Test Mode: Transmit by 802.110 at be-EHT20 5825MHz	

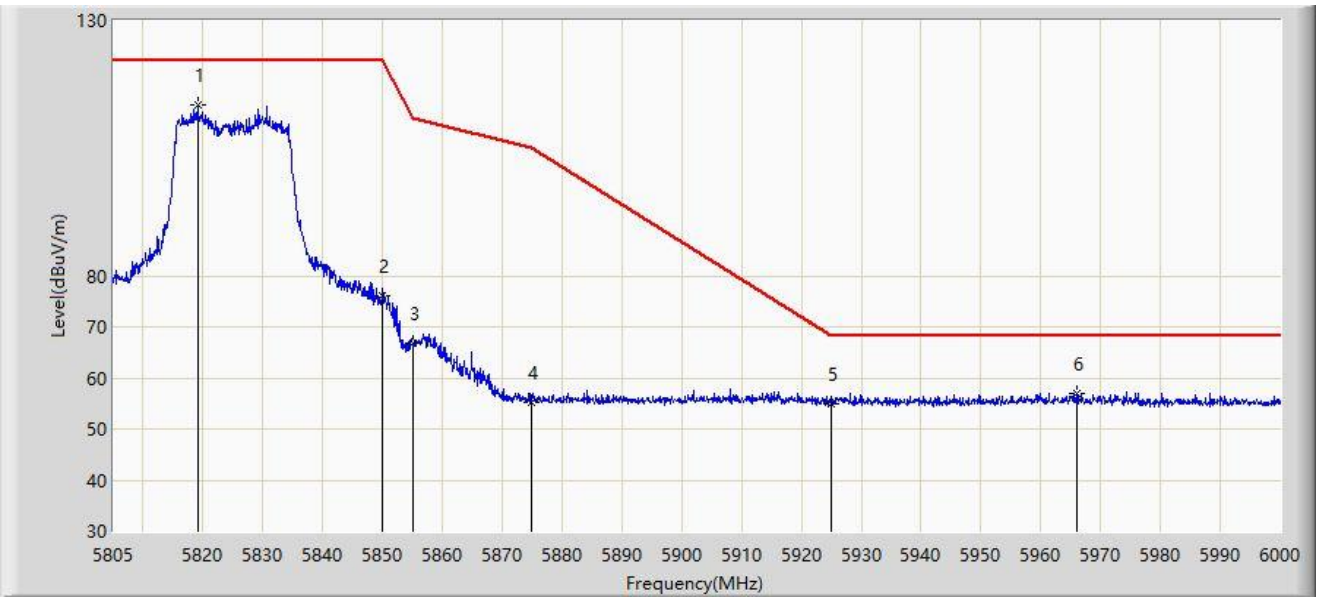

No	Mark	Frequency (MHz)	Measure Level (dBµV/m)	Reading Level (dBµV)	Margin (dB)	Limit (dBµV/m)	Factor (dB/m)	Type
1		5819.138	113.536	110.056	N/A	N/A	3.480	PK
2		5850.000	76.060	72.633	-46.140	122.200	3.427	PK
3		5855.000	66.721	63.220	-44.079	110.800	3.502	PK
4		5875.000	55.332	51.689	-49.868	105.200	3.644	PK
5		5925.000	55.042	51.257	-13.158	68.200	3.784	PK
6	*	5966.070	57.002	52.829	-11.198	68.200	4.173	PK

Note 1: " * ", means this data is the worst emission level.

Note 2: Measure Level (dBµV/m) = Reading Level (dBµV) + Factor (dB/m).

Note 3: Factor (dB/m) = Cable Loss (dB) + Antenna Factor (dB/m) - Pre_Amplifier Gain (dB).

Site: NS-AC1	Test Date: 2024-08-09
Limit: FCC_5.8G_RE(3m)	Engineer: Ted Chen
Probe: NS-AC1_BBHA9120D_2111_1-18GHz	Polarity: Vertical
EUT: SkyNet IAB Node	Power: By PoE
Test Mode: Transmit by 802.110 at be-EHT20 5825MHz	

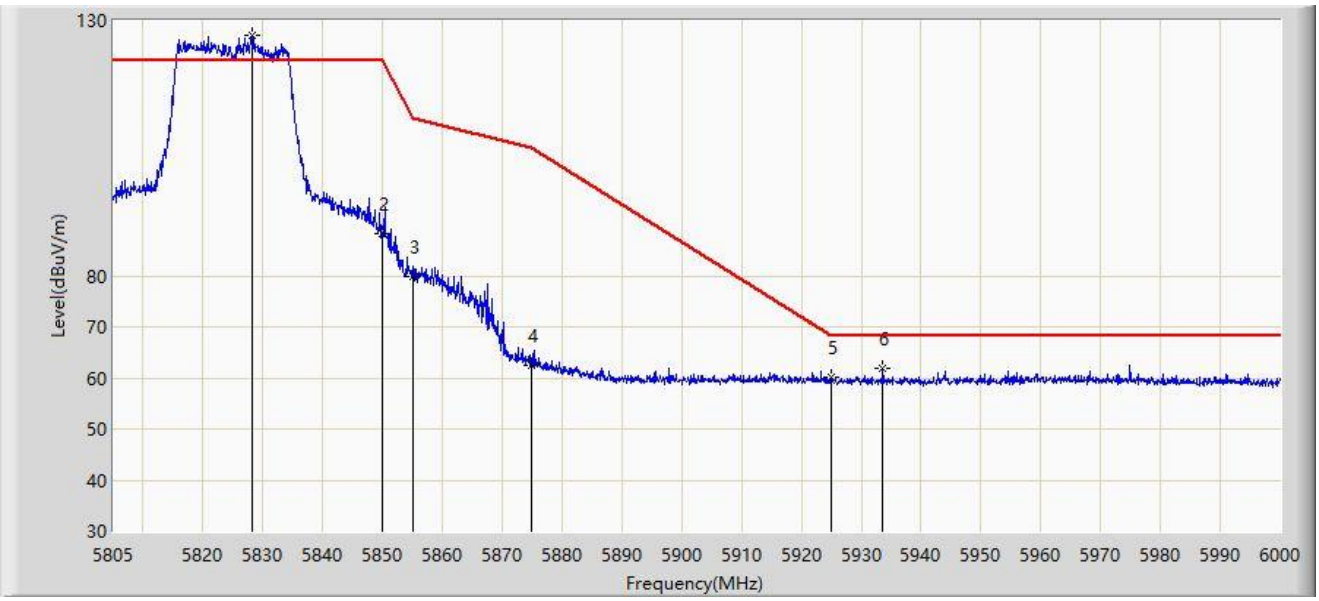

No	Mark	Frequency (MHz)	Measure Level (dBµV/m)	Reading Level (dBµV)	Margin (dB)	Limit (dBµV/m)	Factor (dB/m)	Type
1		5828.107	127.116	123.613	N/A	N/A	3.503	PK
2		5850.000	88.208	84.781	-33.992	122.200	3.427	PK
3		5855.000	79.803	76.302	-30.997	110.800	3.502	PK
4		5875.000	62.448	58.805	-42.752	105.200	3.644	PK
5		5925.000	60.013	56.228	-8.187	68.200	3.784	PK
6	*	5933.603	61.886	58.159	-6.314	68.200	3.727	PK

Note 1: " * ", means this data is the worst emission level.

Note 2: Measure Level (dBµV/m) = Reading Level (dBµV) + Factor (dB/m).

Note 3: Factor (dB/m) = Cable Loss (dB) + Antenna Factor (dB/m) - Pre_Amplifier Gain (dB).

Site: NS-AC1	Test Date: 2024-08-09
Limit: FCC_5G_RE(3m)	Engineer: Ted Chen
Probe: NS-AC1_BBHA9120D_2111_1-18GHz	Polarity: Horizontal
EUT: SkyNet IAB Node	Power: By PoE
Test Mode: Transmit by 802.110 at be-EHT40 5190MHz	

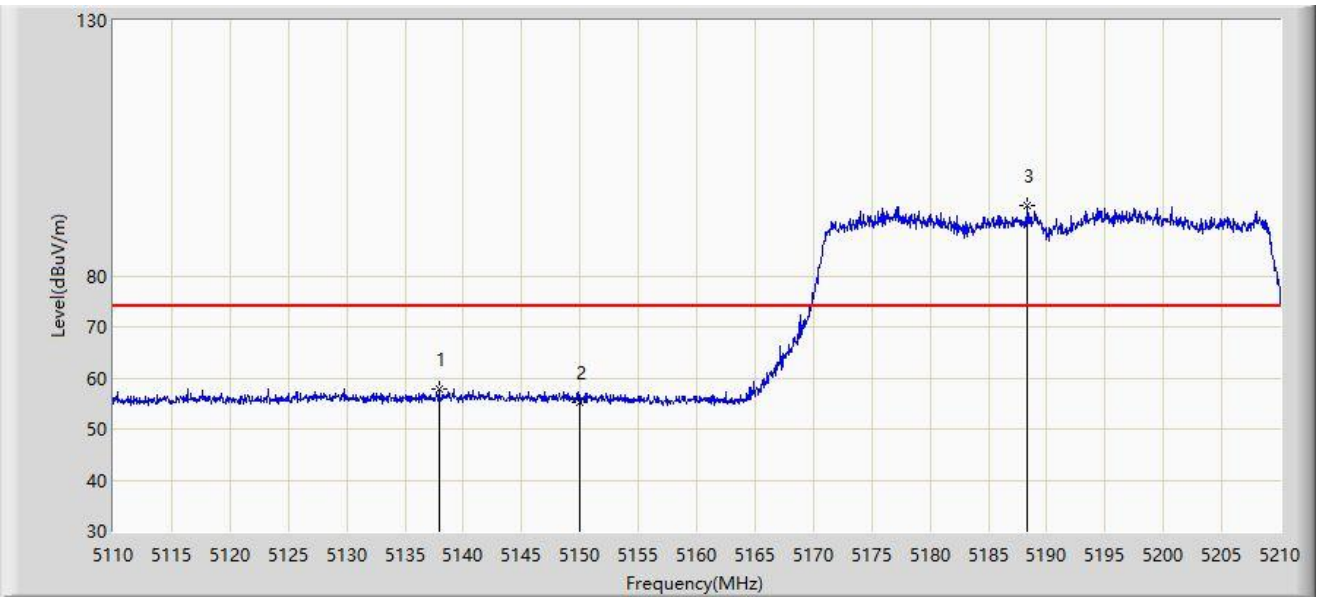

No	Mark	Frequency (MHz)	Measure Level (dBµV/m)	Reading Level (dBµV)	Margin (dB)	Limit (dBµV/m)	Factor (dB/m)	Type
1	*	5137.900	57.692	53.467	-10.508	68.200	4.225	PK
2		5150.000	55.297	51.107	-12.903	68.200	4.189	PK
3		5188.350	93.640	90.044	N/A	N/A	3.596	PK

Note 1: " * ", means this data is the worst emission level.

Note 2: Measure Level (dBµV/m) = Reading Level (dBµV) + Factor (dB/m).

Note 3: Factor (dB/m) = Cable Loss (dB) + Antenna Factor (dB/m) - Pre_Amplifier Gain (dB).

Site: NS-AC1	Test Date: 2024-08-09
Limit: FCC_5G_RE(3m)	Engineer: Ted Chen
Probe: NS-AC1_BBHA9120D_2111_1-18GHz	Polarity: Horizontal
EUT: SkyNet IAB Node	Power: By PoE
Test Mode: Transmit by 802.110 at be-EHT40 5190MHz	

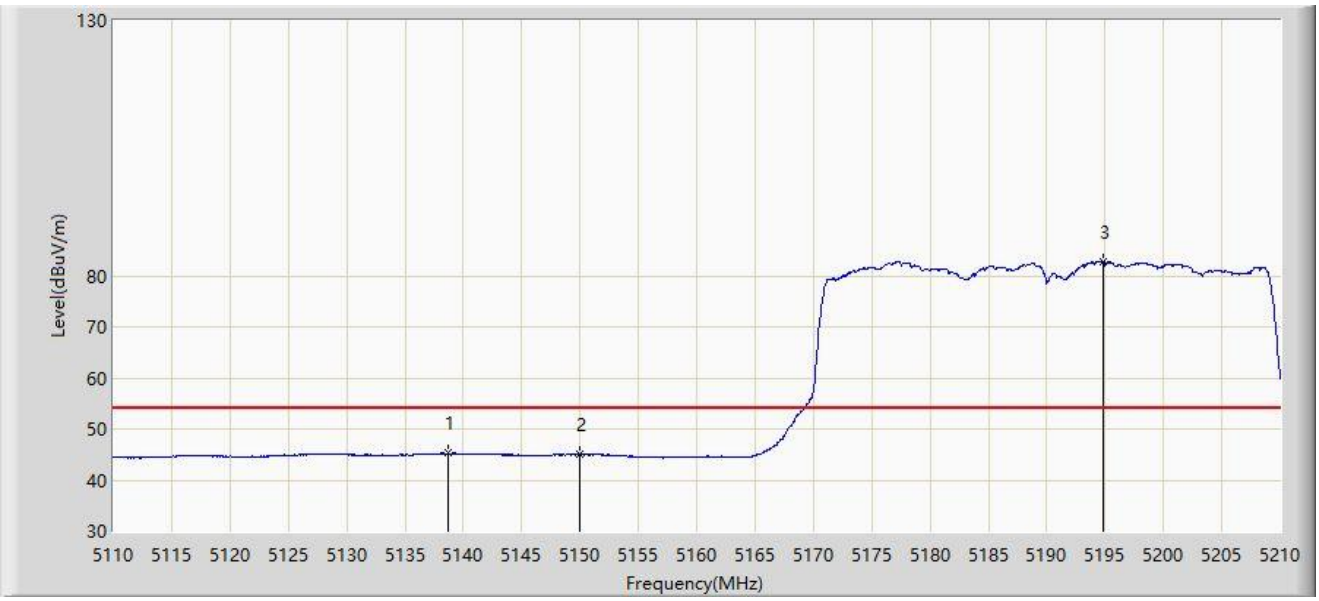

No	Mark	Frequency (MHz)	Measure Level (dBµV/m)	Reading Level (dBµV)	Margin (dB)	Limit (dBµV/m)	Factor (dB/m)	Type
1	*	5138.650	45.218	40.989	-8.782	54.000	4.229	AV
2		5150.000	44.971	40.781	-9.029	54.000	4.189	AV
3		5194.850	82.823	79.173	N/A	N/A	3.650	AV

Note 1: " * ", means this data is the worst emission level.

Note 2: Measure Level (dBµV/m) = Reading Level (dBµV) + Factor (dB/m).

Note 3: Factor (dB/m) = Cable Loss (dB) + Antenna Factor (dB/m) - Pre_Amplifier Gain (dB).

Site: NS-AC1	Test Date: 2024-08-09
Limit: FCC_5G_RE(3m)	Engineer: Ted Chen
Probe: NS-AC1_BBHA9120D_2111_1-18GHz	Polarity: Vertical
EUT: SkyNet IAB Node	Power: By PoE
Test Mode: Transmit by 802.110 at be-EHT40 5190MHz	

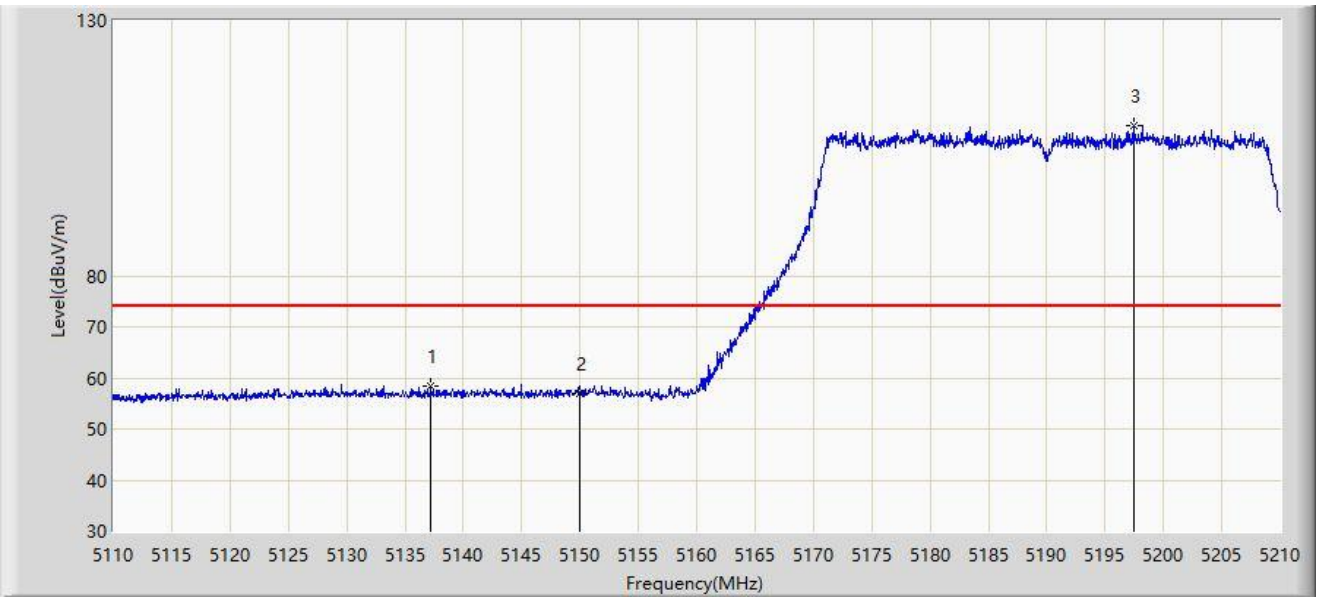

No	Mark	Frequency (MHz)	Measure Level (dBµV/m)	Reading Level (dBµV)	Margin (dB)	Limit (dBµV/m)	Factor (dB/m)	Type
1	*	5137.250	58.440	54.219	-15.560	74.000	4.221	PK
2		5150.000	57.077	52.887	-16.923	74.000	4.189	PK
3		5197.500	109.461	105.789	N/A	N/A	3.672	PK

Note 1: " * ", means this data is the worst emission level.

Note 2: Measure Level (dBµV/m) = Reading Level (dBµV) + Factor (dB/m).

Note 3: Factor (dB/m) = Cable Loss (dB) + Antenna Factor (dB/m) - Pre_Amplifier Gain (dB).

Site: NS-AC1	Test Date: 2024-08-09
Limit: FCC_5G_RE(3m)	Engineer: Ted Chen
Probe: NS-AC1_BBHA9120D_2111_1-18GHz	Polarity: Vertical
EUT: SkyNet IAB Node	Power: By PoE
Test Mode: Transmit by 802.110 at be-EHT40 5190MHz	

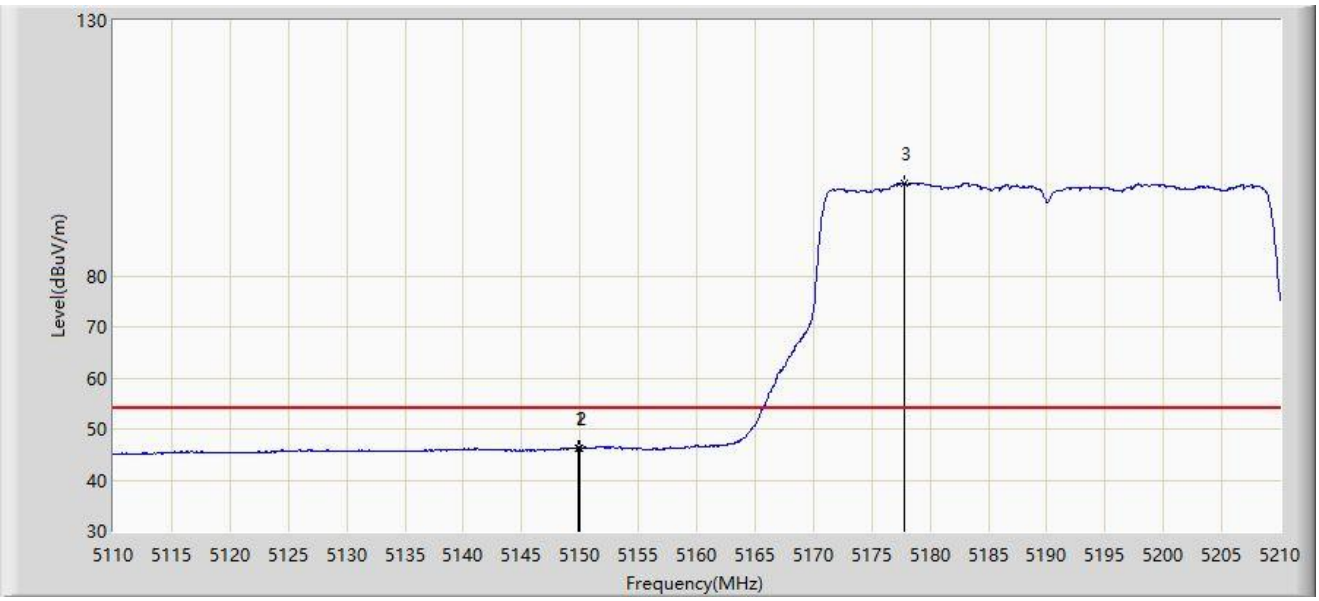

No	Mark	Frequency (MHz)	Measure Level (dBµV/m)	Reading Level (dBµV)	Margin (dB)	Limit (dBµV/m)	Factor (dB/m)	Type
1	*	5149.900	46.348	42.154	-7.652	54.000	4.195	AV
2		5150.000	46.289	42.099	-7.711	54.000	4.189	AV
3		5177.850	98.211	94.669	N/A	N/A	3.541	AV

Note 1: " * ", means this data is the worst emission level.

Note 2: Measure Level (dBµV/m) = Reading Level (dBµV) + Factor (dB/m).

Note 3: Factor (dB/m) = Cable Loss (dB) + Antenna Factor (dB/m) - Pre_Amplifier Gain (dB).

Site: NS-AC1	Test Date: 2024-08-09
Limit: FCC_5G_RE(3m)	Engineer: Ted Chen
Probe: NS-AC1_BBHA9120D_2111_1-18GHz	Polarity: Horizontal
EUT: SkyNet IAB Node	Power: By PoE
Test Mode: Transmit by 802.110 at be-EHT40 5310MHz	

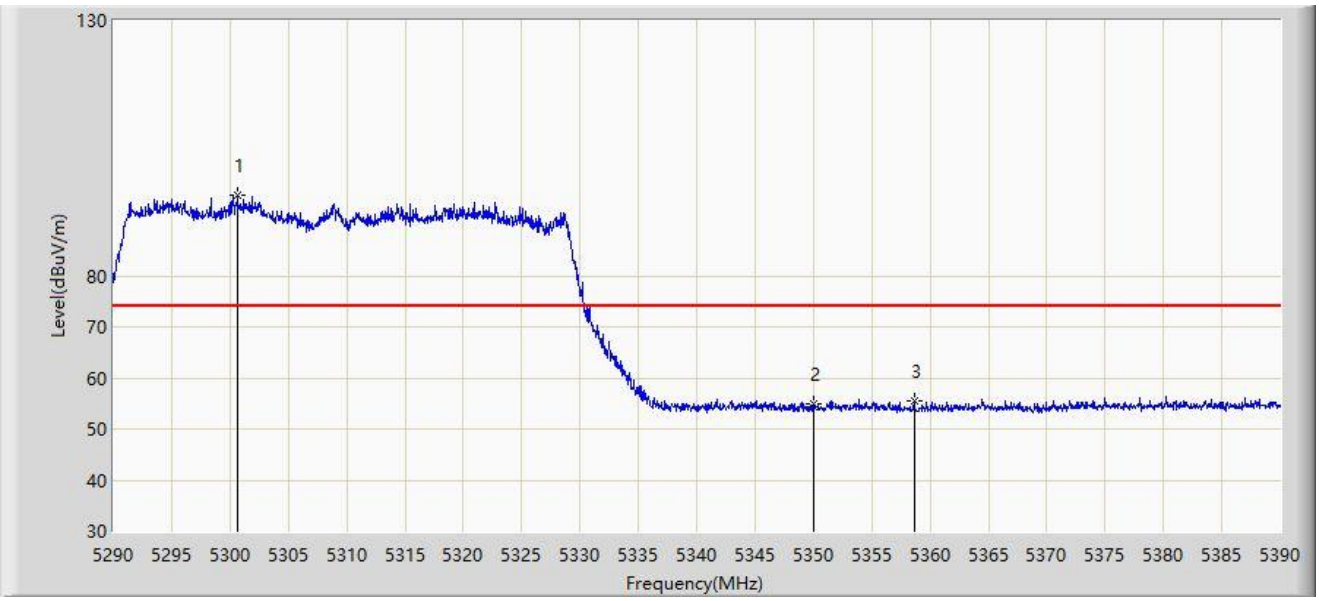

No	Mark	Frequency (MHz)	Measure Level (dBµV/m)	Reading Level (dBµV)	Margin (dB)	Limit (dBµV/m)	Factor (dB/m)	Type
1		5300.650	95.872	92.801	N/A	N/A	3.071	PK
2		5350.000	55.048	52.237	-18.952	74.000	2.811	PK
3	*	5358.650	55.420	52.701	-18.580	74.000	2.720	PK

Note 1: " * ", means this data is the worst emission level.

Note 2: Measure Level (dBµV/m) = Reading Level (dBµV) + Factor (dB/m).

Note 3: Factor (dB/m) = Cable Loss (dB) + Antenna Factor (dB/m) - Pre_Amplifier Gain (dB).

Site: NS-AC1	Test Date: 2024-08-09
Limit: FCC_5G_RE(3m)	Engineer: Ted Chen
Probe: NS-AC1_BBHA9120D_2111_1-18GHz	Polarity: Horizontal
EUT: SkyNet IAB Node	Power: By PoE
Test Mode: Transmit by 802.110 at be-EHT40 5310MHz	

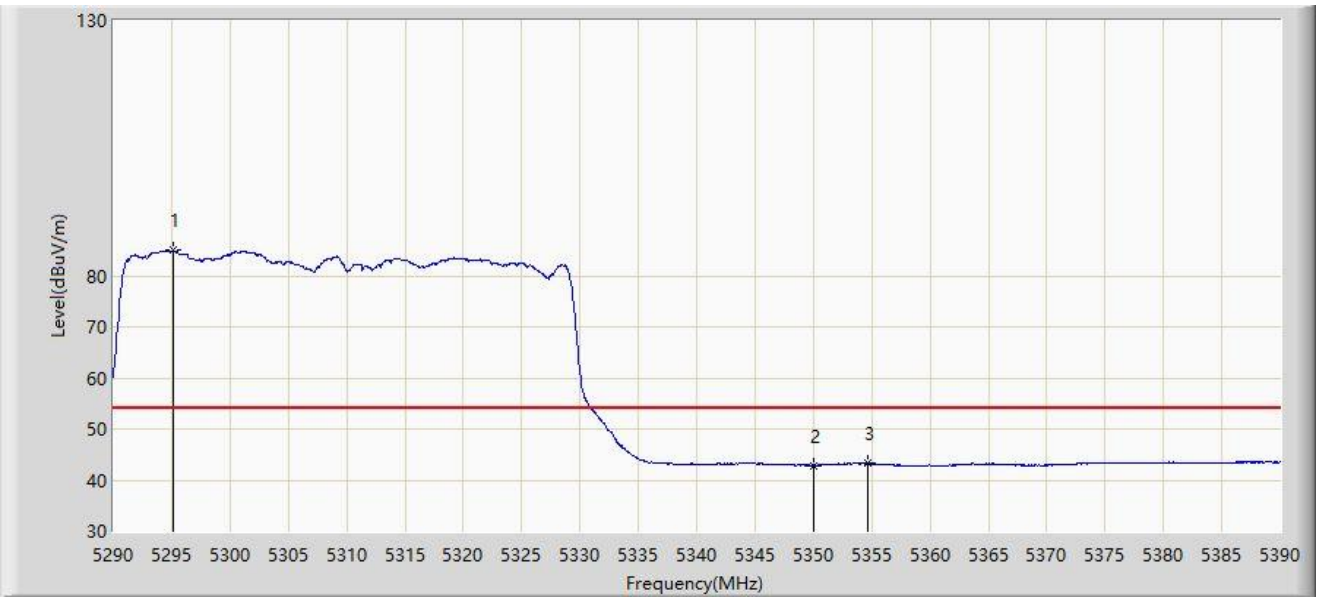

No	Mark	Frequency (MHz)	Measure Level (dBµV/m)	Reading Level (dBµV)	Margin (dB)	Limit (dBµV/m)	Factor (dB/m)	Type
1		5295.200	84.944	81.999	N/A	N/A	2.945	AV
2		5350.000	42.867	40.056	-11.133	54.000	2.811	AV
3	*	5354.650	43.315	40.529	-10.685	54.000	2.786	AV

Note 1: " * ", means this data is the worst emission level.

Note 2: Measure Level (dBµV/m) = Reading Level (dBµV) + Factor (dB/m).

Note 3: Factor (dB/m) = Cable Loss (dB) + Antenna Factor (dB/m) - Pre_Amplifier Gain (dB).

Site: NS-AC1	Test Date: 2024-08-09
Limit: FCC_5G_RE(3m)	Engineer: Ted Chen
Probe: NS-AC1_BBHA9120D_2111_1-18GHz	Polarity: Vertical
EUT: SkyNet IAB Node	Power: By PoE
Test Mode: Transmit by 802.110 at be-EHT40 5310MHz	

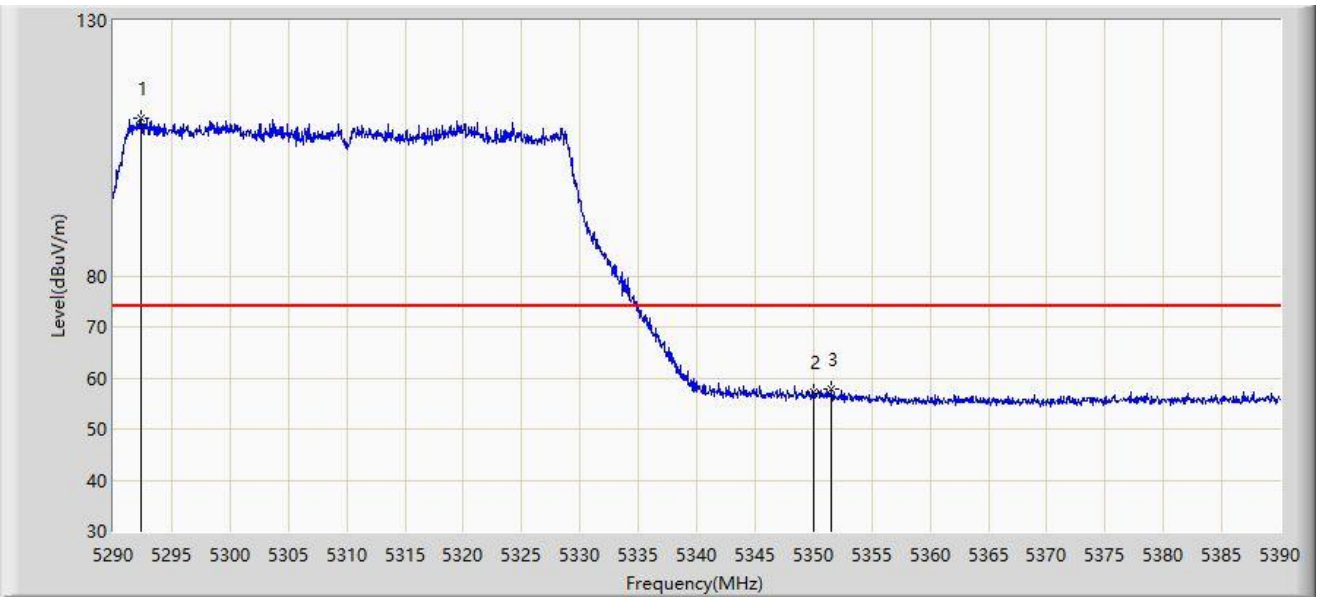

No	Mark	Frequency (MHz)	Measure Level (dBµV/m)	Reading Level (dBµV)	Margin (dB)	Limit (dBµV/m)	Factor (dB/m)	Type
1		5292.350	110.736	107.857	N/A	N/A	2.879	PK
2		5350.000	57.185	54.374	-16.815	74.000	2.811	PK
3	*	5351.550	57.716	54.889	-16.284	74.000	2.827	PK

Note 1: " * ", means this data is the worst emission level.

Note 2: Measure Level (dBµV/m) = Reading Level (dBµV) + Factor (dB/m).

Note 3: Factor (dB/m) = Cable Loss (dB) + Antenna Factor (dB/m) - Pre_Amplifier Gain (dB).

Site: NS-AC1	Test Date: 2024-08-09
Limit: FCC_5G_RE(3m)	Engineer: Ted Chen
Probe: NS-AC1_BBHA9120D_2111_1-18GHz	Polarity: Vertical
EUT: SkyNet IAB Node	Power: By PoE
Test Mode: Transmit by 802.110 at be-EHT40 5310MHz	

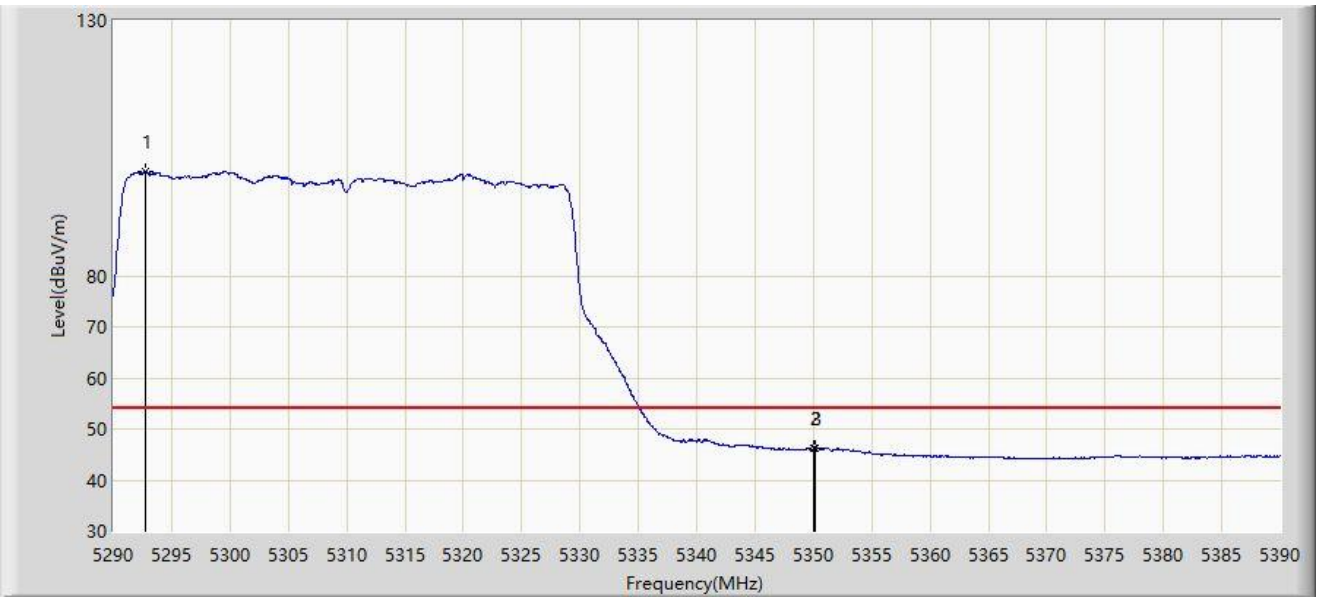

No	Mark	Frequency (MHz)	Measure Level (dBµV/m)	Reading Level (dBµV)	Margin (dB)	Limit (dBµV/m)	Factor (dB/m)	Type
1		5292.750	100.376	97.488	N/A	N/A	2.889	AV
2		5350.000	46.239	43.428	-7.761	54.000	2.811	AV
3	*	5350.150	46.373	43.560	-7.627	54.000	2.813	AV

Note 1: " * ", means this data is the worst emission level.

Note 2: Measure Level (dBµV/m) = Reading Level (dBµV) + Factor (dB/m).

Note 3: Factor (dB/m) = Cable Loss (dB) + Antenna Factor (dB/m) - Pre_Amplifier Gain (dB).

Site: NS-AC1	Test Date: 2024-08-09
Limit: FCC_5G_RE(3m)	Engineer: Ted Chen
Probe: NS-AC1_BBHA9120D_2111_1-18GHz	Polarity: Horizontal
EUT: SkyNet IAB Node	Power: By PoE
Test Mode: Transmit by 802.110 at be-EHT40 5510MHz	

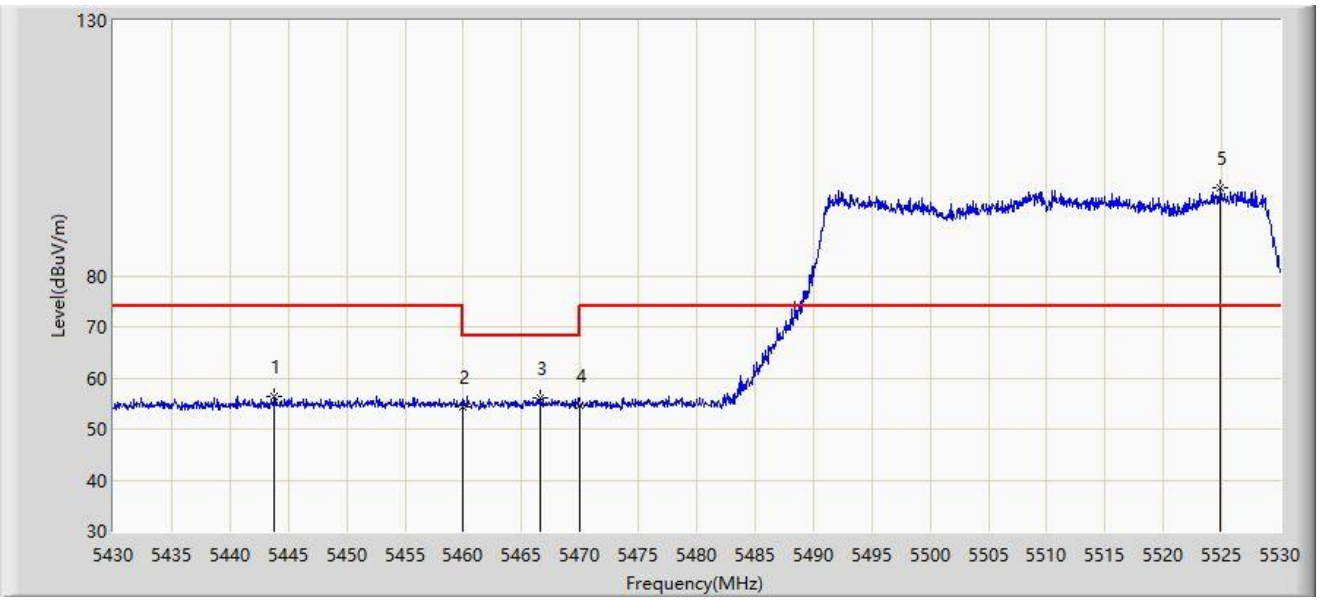

No	Mark	Frequency (MHz)	Measure Level (dBµV/m)	Reading Level (dBµV)	Margin (dB)	Limit (dBµV/m)	Factor (dB/m)	Type
1		5443.800	56.521	53.763	-17.479	74.000	2.758	PK
2		5460.000	54.308	51.557	-19.692	74.000	2.751	PK
3	*	5466.550	56.186	53.361	-12.014	68.200	2.825	PK
4		5470.000	54.590	51.726	-13.610	68.200	2.864	PK
5		5524.900	97.230	94.324	N/A	N/A	2.905	PK

Note 1: " * ", means this data is the worst emission level.

Note 2: Measure Level (dBµV/m) = Reading Level (dBµV) + Factor (dB/m).

Note 3: Factor (dB/m) = Cable Loss (dB) + Antenna Factor (dB/m) - Pre_Amplifier Gain (dB).

Site: NS-AC1	Test Date: 2024-08-09
Limit: FCC_5G_RE(3m)	Engineer: Ted Chen
Probe: NS-AC1_BBHA9120D_2111_1-18GHz	Polarity: Horizontal
EUT: SkyNet IAB Node	Power: By PoE
Test Mode: Transmit by 802.110 at be-EHT40 5510MHz	

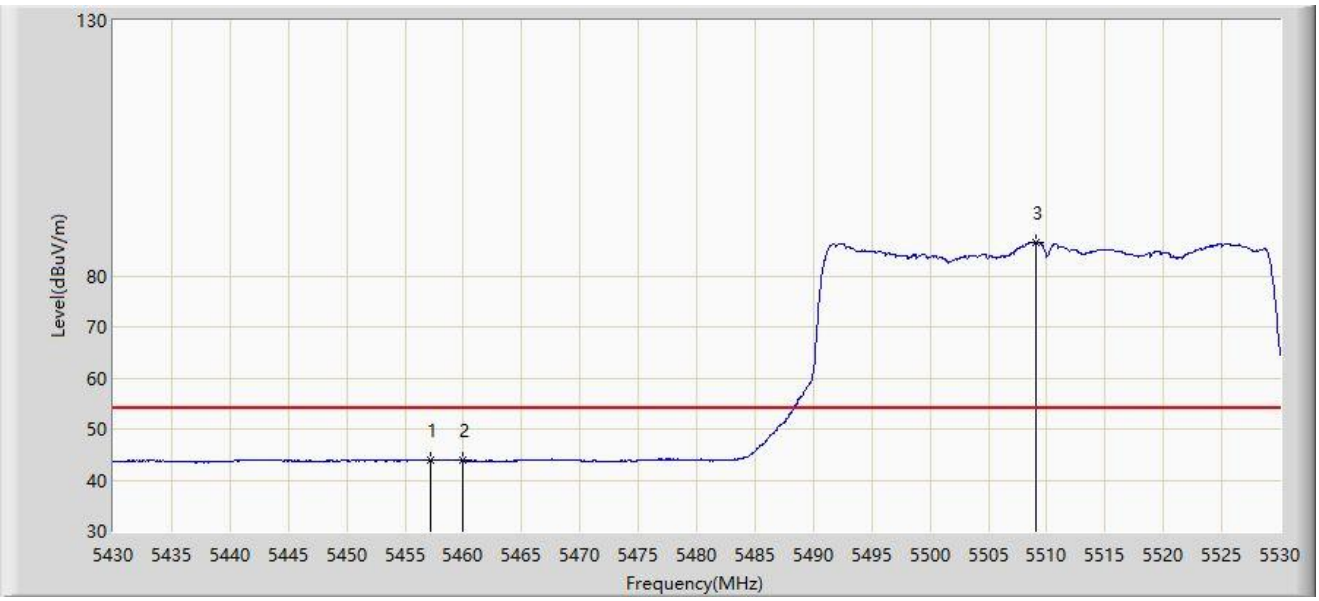

No	Mark	Frequency (MHz)	Measure Level (dBµV/m)	Reading Level (dBµV)	Margin (dB)	Limit (dBµV/m)	Factor (dB/m)	Type
1	*	5457.150	43.999	41.280	-10.001	54.000	2.720	AV
2		5460.000	43.840	41.089	-10.160	54.000	2.751	AV
3		5509.050	86.622	84.080	N/A	N/A	2.542	AV

Note 1: " * ", means this data is the worst emission level.

Note 2: Measure Level (dBµV/m) = Reading Level (dBµV) + Factor (dB/m).

Note 3: Factor (dB/m) = Cable Loss (dB) + Antenna Factor (dB/m) - Pre_Amplifier Gain (dB).

Site: NS-AC1	Test Date: 2024-08-09
Limit: FCC_5G_RE(3m)	Engineer: Ted Chen
Probe: NS-AC1_BBHA9120D_2111_1-18GHz	Polarity: Vertical
EUT: SkyNet IAB Node	Power: By PoE
Test Mode: Transmit by 802.110 at be-EHT40 5510MHz	

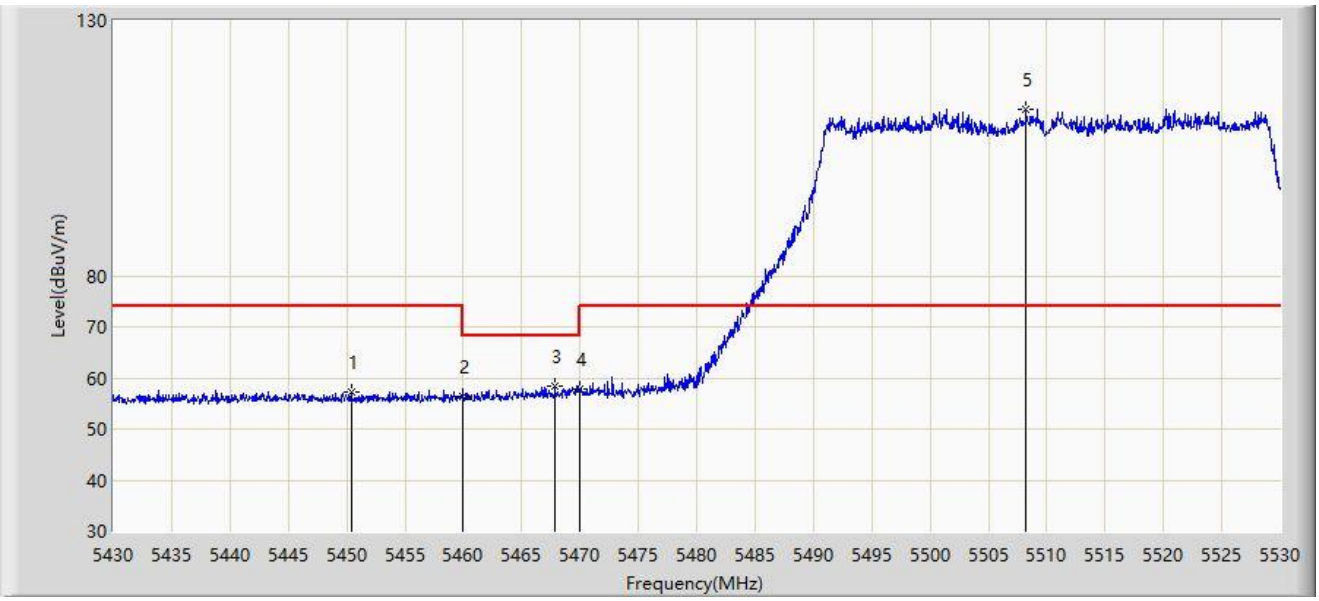

No	Mark	Frequency (MHz)	Measure Level (dBµV/m)	Reading Level (dBµV)	Margin (dB)	Limit (dBµV/m)	Factor (dB/m)	Type
1		5450.400	57.299	54.589	-16.701	74.000	2.711	PK
2		5460.000	56.497	53.746	-17.503	74.000	2.751	PK
3	*	5467.850	58.290	55.450	-9.910	68.200	2.839	PK
4		5470.000	57.941	55.077	-10.259	68.200	2.864	PK
5		5508.250	112.688	110.170	N/A	N/A	2.519	PK

Note 1: " * ", means this data is the worst emission level.

Note 2: Measure Level (dBµV/m) = Reading Level (dBµV) + Factor (dB/m).

Note 3: Factor (dB/m) = Cable Loss (dB) + Antenna Factor (dB/m) - Pre_Amplifier Gain (dB).

Site: NS-AC1	Test Date: 2024-08-09
Limit: FCC_5G_RE(3m)	Engineer: Ted Chen
Probe: NS-AC1_BBHA9120D_2111_1-18GHz	Polarity: Vertical
EUT: SkyNet IAB Node	Power: By PoE
Test Mode: Transmit by 802.110 at be-EHT40 5510MHz	

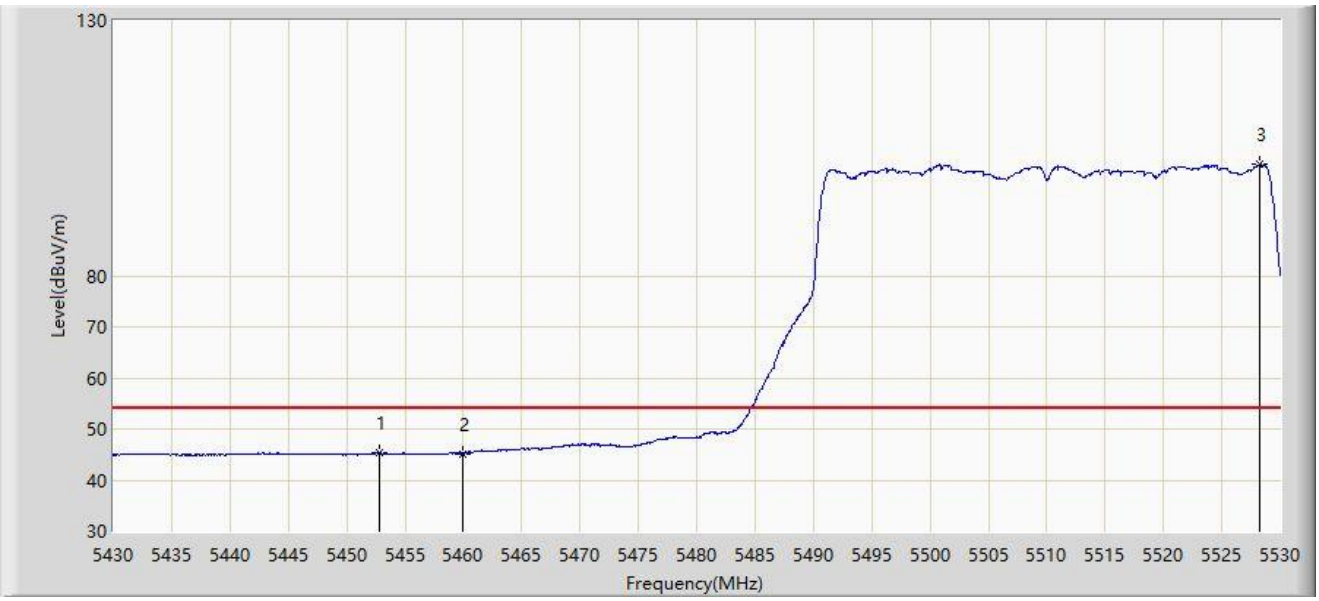

No	Mark	Frequency (MHz)	Measure Level (dBµV/m)	Reading Level (dBµV)	Margin (dB)	Limit (dBµV/m)	Factor (dB/m)	Type
1	*	5452.800	45.476	42.783	-8.524	54.000	2.693	AV
2		5460.000	45.205	42.454	-8.795	54.000	2.751	AV
3		5528.300	101.926	99.039	N/A	N/A	2.887	AV

Note 1: " * ", means this data is the worst emission level.

Note 2: Measure Level (dBµV/m) = Reading Level (dBµV) + Factor (dB/m).

Note 3: Factor (dB/m) = Cable Loss (dB) + Antenna Factor (dB/m) - Pre_Amplifier Gain (dB).

Site: NS-AC1	Test Date: 2024-08-09
Limit: FCC_5G_RE(3m)	Engineer: Ted Chen
Probe: NS-AC1_BBHA9120D_2111_1-18GHz	Polarity: Horizontal
EUT: SkyNet IAB Node	Power: By PoE
Test Mode: Transmit by 802.110 at be-EHT40 5670MHz	

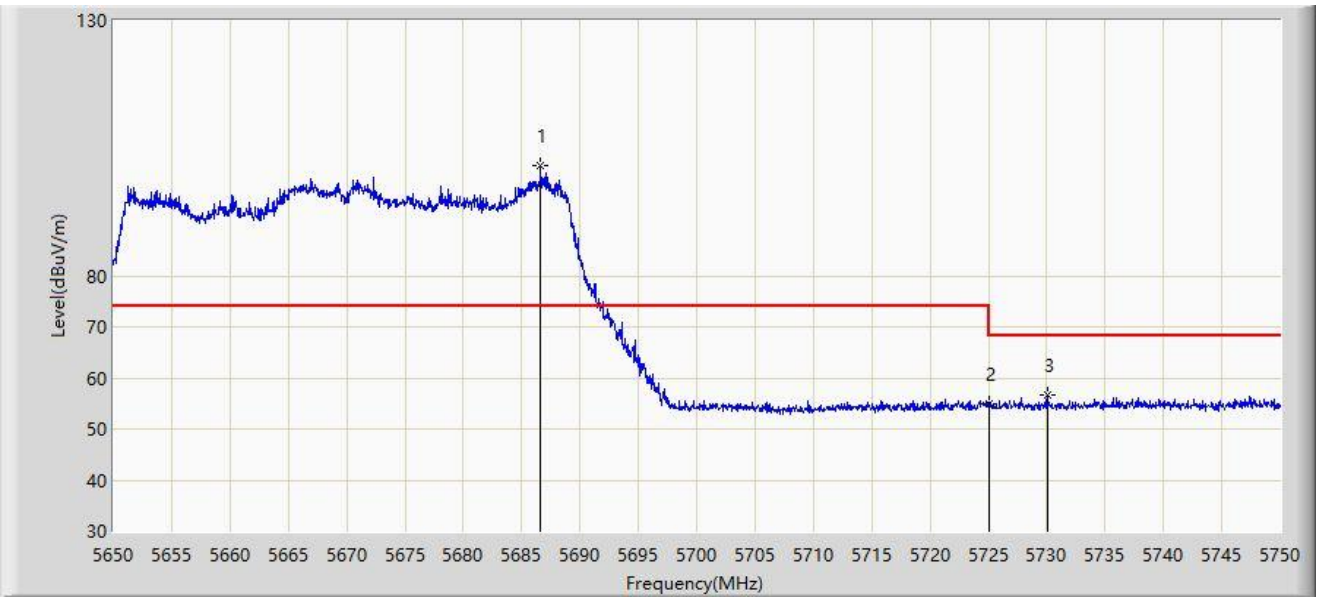

No	Mark	Frequency (MHz)	Measure Level (dBµV/m)	Reading Level (dBµV)	Margin (dB)	Limit (dBµV/m)	Factor (dB/m)	Type
1		5686.650	101.560	98.046	N/A	N/A	3.514	PK
2		5725.000	54.793	51.479	-13.407	68.200	3.314	PK
3	*	5730.050	56.572	53.196	-11.628	68.200	3.376	PK

Note 1: " * ", means this data is the worst emission level.

Note 2: Measure Level (dBµV/m) = Reading Level (dBµV) + Factor (dB/m).

Note 3: Factor (dB/m) = Cable Loss (dB) + Antenna Factor (dB/m) - Pre_Amplifier Gain (dB).

Site: NS-AC1	Test Date: 2024-08-09
Limit: FCC_5G_RE(3m)	Engineer: Ted Chen
Probe: NS-AC1_BBHA9120D_2111_1-18GHz	Polarity: Vertical
EUT: SkyNet IAB Node	Power: By PoE
Test Mode: Transmit by 802.110 at be-EHT40 5670MHz	

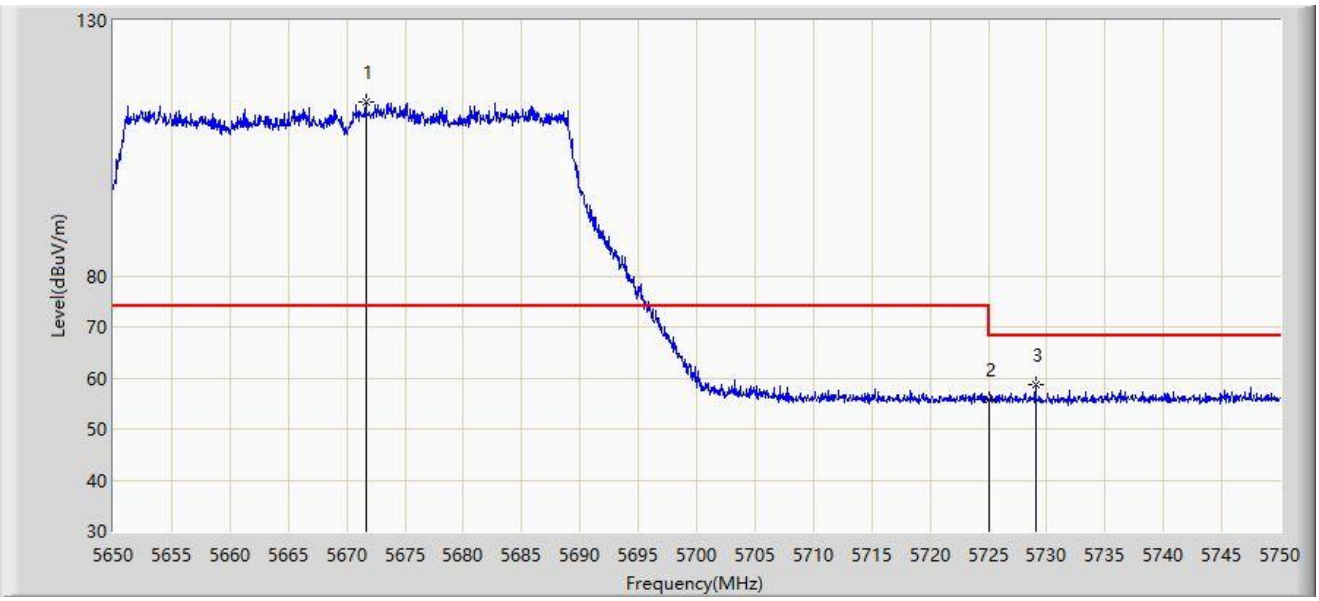

No	Mark	Frequency (MHz)	Measure Level (dBµV/m)	Reading Level (dBµV)	Margin (dB)	Limit (dBµV/m)	Factor (dB/m)	Type
1		5671.650	114.125	110.871	N/A	N/A	3.254	PK
2		5725.000	55.686	52.372	-12.514	68.200	3.314	PK
3	*	5729.050	58.581	55.214	-9.619	68.200	3.366	PK

Note 1: " * ", means this data is the worst emission level.

Note 2: Measure Level (dBµV/m) = Reading Level (dBµV) + Factor (dB/m).

Note 3: Factor (dB/m) = Cable Loss (dB) + Antenna Factor (dB/m) - Pre_Amplifier Gain (dB).

Site: NS-AC1	Test Date: 2024-08-09
Limit: FCC_5.8G_RE(3m)	Engineer: Ted Chen
Probe: NS-AC1_BBHA9120D_2111_1-18GHz	Polarity: Horizontal
EUT: SkyNet IAB Node	Power: By PoE
Test Mode: Transmit by 802.110 at be-EHT40 5755MHz	

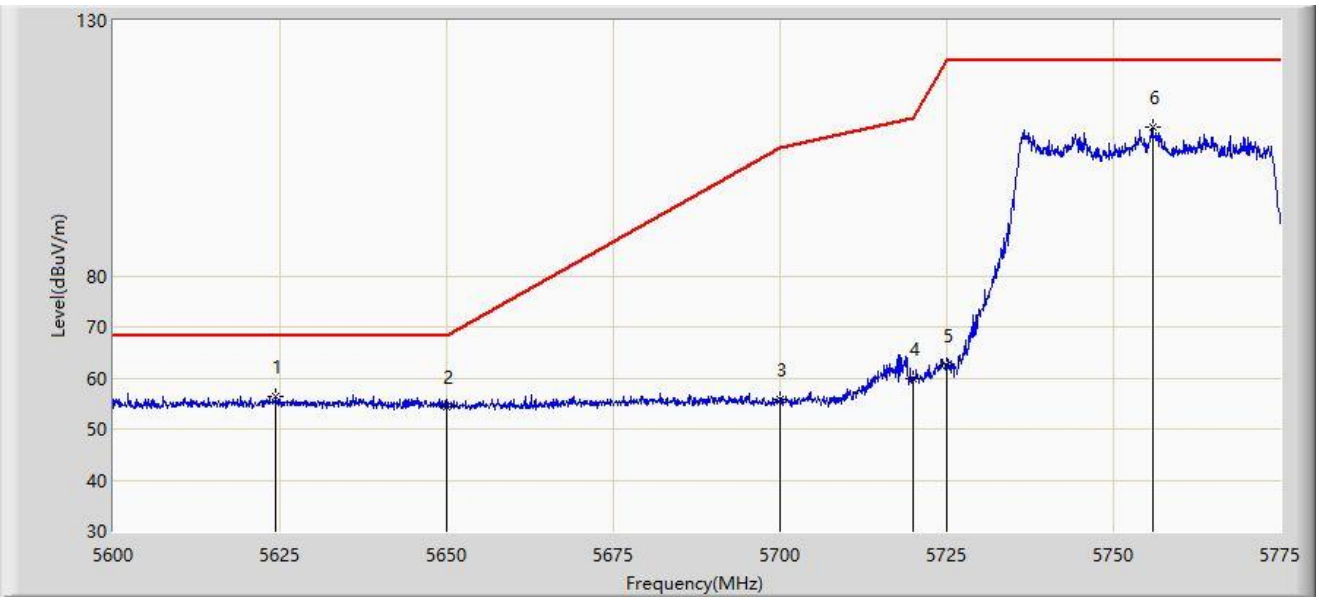

No	Mark	Frequency (MHz)	Measure Level (dBµV/m)	Reading Level (dBµV)	Margin (dB)	Limit (dBµV/m)	Factor (dB/m)	Type
1	*	5624.325	56.314	53.291	-11.886	68.200	3.023	PK
2		5650.000	54.467	51.582	-13.733	68.200	2.885	PK
3		5700.000	55.867	52.600	-49.333	105.200	3.267	PK
4		5720.000	59.734	56.541	-51.066	110.800	3.192	PK
5		5725.000	62.476	59.162	-59.724	122.200	3.314	PK
6		5755.837	109.101	105.746	N/A	N/A	3.355	PK

Note 1: " * ", means this data is the worst emission level.

Note 2: Measure Level (dBµV/m) = Reading Level (dBµV) + Factor (dB/m).

Note 3: Factor (dB/m) = Cable Loss (dB) + Antenna Factor (dB/m) - Pre_Amplifier Gain (dB).

Site: NS-AC1	Test Date: 2024-08-09
Limit: FCC_5.8G_RE(3m)	Engineer: Ted Chen
Probe: NS-AC1_BBHA9120D_2111_1-18GHz	Polarity: Vertical
EUT: SkyNet IAB Node	Power: By PoE
Test Mode: Transmit by 802.110 at be-EHT40 5755MHz	

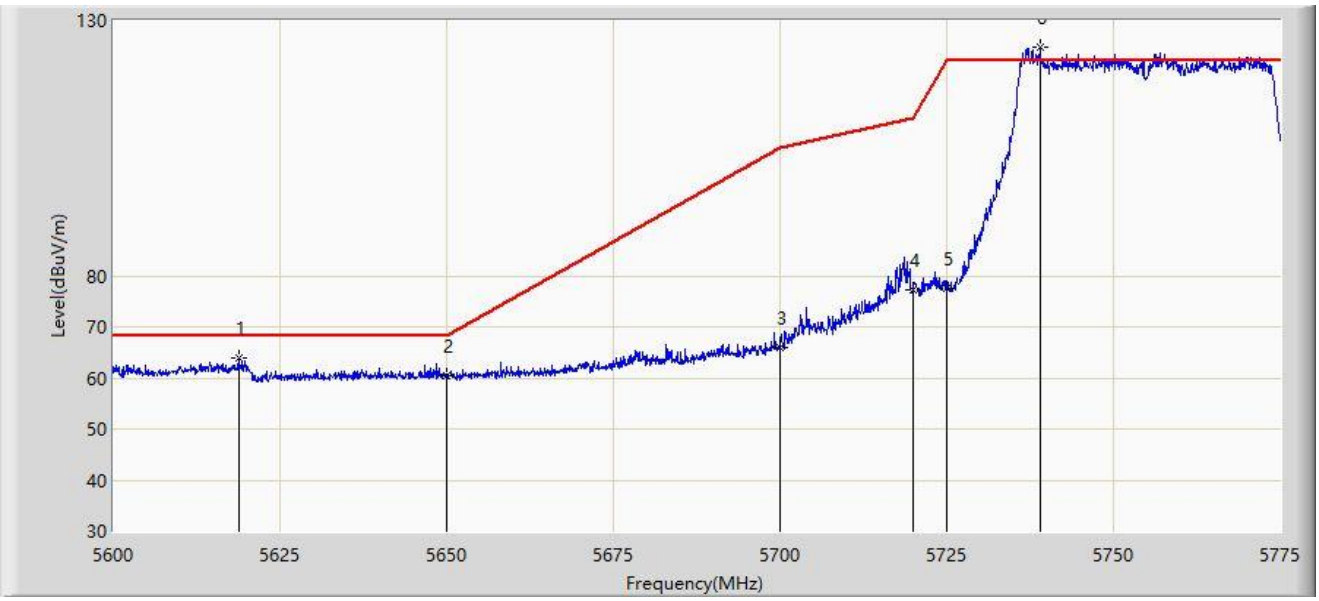

No	Mark	Frequency (MHz)	Measure Level (dBµV/m)	Reading Level (dBµV)	Margin (dB)	Limit (dBµV/m)	Factor (dB/m)	Type
1	*	5618.812	63.913	61.041	-4.287	68.200	2.873	PK
2		5650.000	60.478	57.593	-7.722	68.200	2.885	PK
3		5700.000	65.852	62.585	-39.348	105.200	3.267	PK
4		5720.000	77.120	73.927	-33.680	110.800	3.192	PK
5		5725.000	77.452	74.138	-44.748	122.200	3.314	PK
6		5738.950	124.705	121.246	N/A	N/A	3.459	PK

Note 1: " * ", means this data is the worst emission level.

Note 2: Measure Level (dBµV/m) = Reading Level (dBµV) + Factor (dB/m).

Note 3: Factor (dB/m) = Cable Loss (dB) + Antenna Factor (dB/m) - Pre_Amplifier Gain (dB).

Site: NS-AC1	Test Date: 2024-08-09
Limit: FCC_5.8G_RE(3m)	Engineer: Ted Chen
Probe: NS-AC1_BBHA9120D_2111_1-18GHz	Polarity: Horizontal
EUT: SkyNet IAB Node	Power: By PoE
Test Mode: Transmit by 802.110 at be-EHT40 5795MHz	

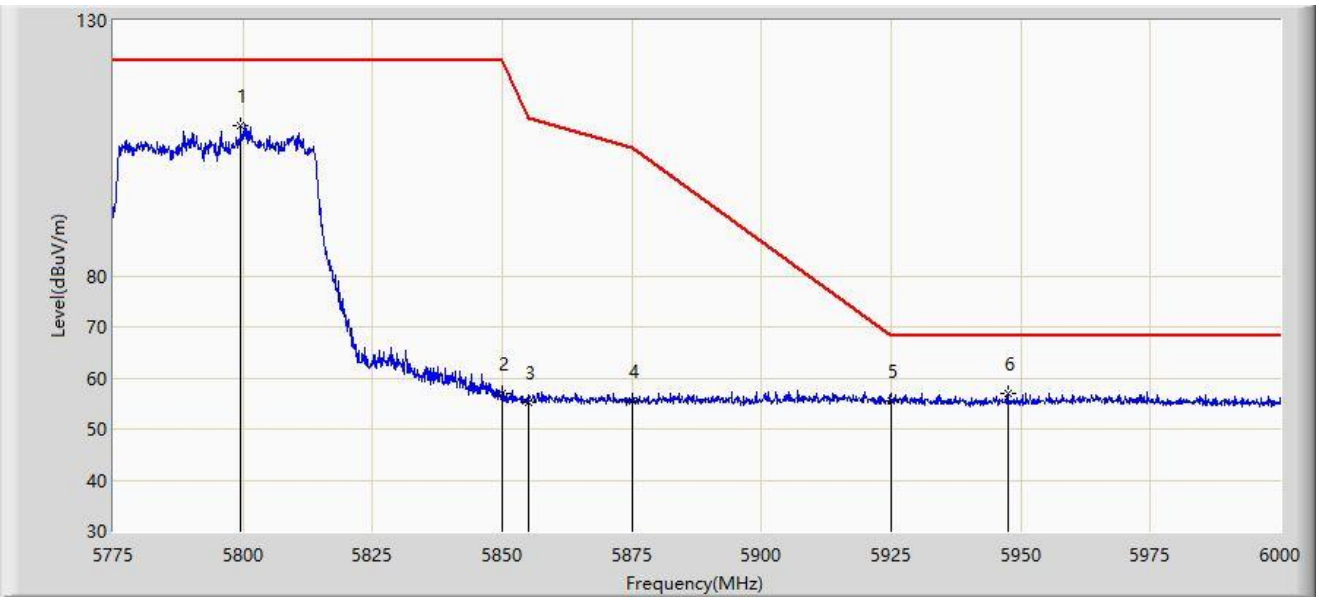

No	Mark	Frequency (MHz)	Measure Level (dBµV/m)	Reading Level (dBµV)	Margin (dB)	Limit (dBµV/m)	Factor (dB/m)	Type
1		5799.525	109.454	105.906	N/A	N/A	3.549	PK
2		5850.000	56.920	53.493	-65.280	122.200	3.427	PK
3		5855.000	55.268	51.767	-55.532	110.800	3.502	PK
4		5875.000	55.467	51.824	-49.733	105.200	3.644	PK
5		5925.000	55.629	51.844	-12.571	68.200	3.784	PK
6	*	5947.575	57.024	53.303	-11.176	68.200	3.720	PK

Note 1: " * ", means this data is the worst emission level.

Note 2: Measure Level (dBµV/m) = Reading Level (dBµV) + Factor (dB/m).

Note 3: Factor (dB/m) = Cable Loss (dB) + Antenna Factor (dB/m) - Pre_Amplifier Gain (dB).

Site: NS-AC1	Test Date: 2024-08-09
Limit: FCC_5.8G_RE(3m)	Engineer: Ted Chen
Probe: NS-AC1_BBHA9120D_2111_1-18GHz	Polarity: Vertical
EUT: SkyNet IAB Node	Power: By PoE
Test Mode: Transmit by 802.110 at be-EHT40 5795MHz	

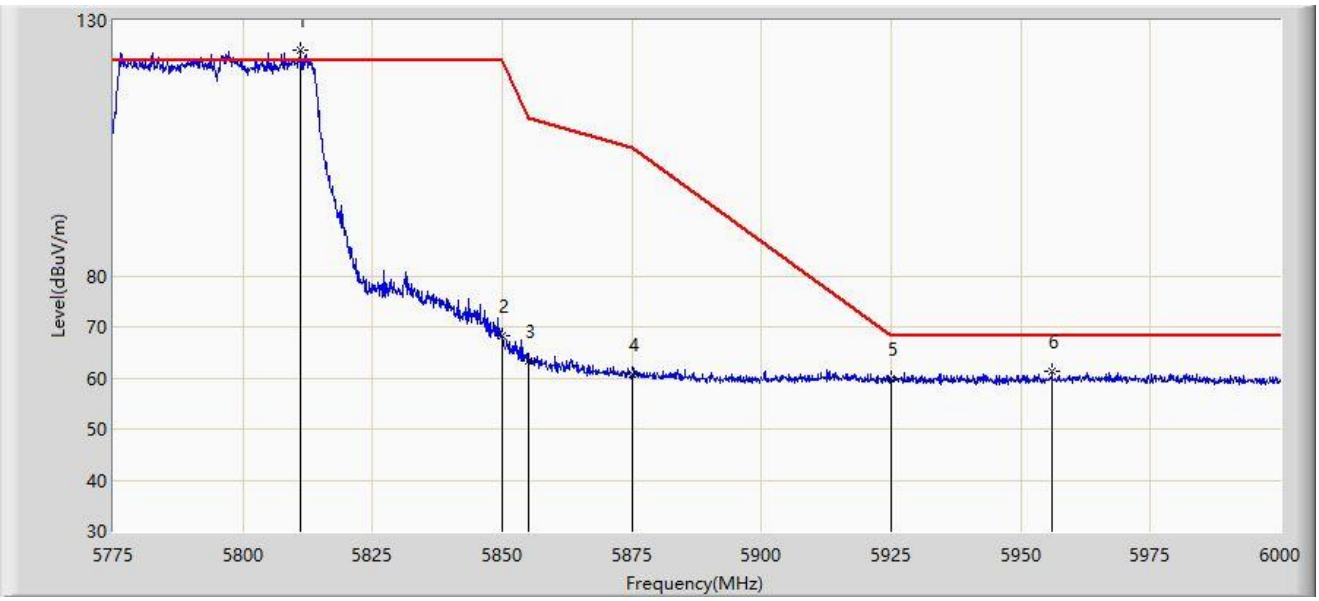

No	Mark	Frequency (MHz)	Measure Level (dBµV/m)	Reading Level (dBµV)	Margin (dB)	Limit (dBµV/m)	Factor (dB/m)	Type
1		5811.225	124.172	120.713	N/A	N/A	3.458	PK
2		5850.000	68.172	64.745	-54.028	122.200	3.427	PK
3		5855.000	63.461	59.960	-47.339	110.800	3.502	PK
4		5875.000	60.797	57.154	-44.403	105.200	3.644	PK
5		5925.000	59.749	55.964	-8.451	68.200	3.784	PK
6	*	5956.013	61.374	57.411	-6.826	68.200	3.963	PK

Note 1: " * ", means this data is the worst emission level.

Note 2: Measure Level (dBµV/m) = Reading Level (dBµV) + Factor (dB/m).

Note 3: Factor (dB/m) = Cable Loss (dB) + Antenna Factor (dB/m) - Pre_Amplifier Gain (dB).

Site: NS-AC1	Test Date: 2024-08-09
Limit: FCC_5G_RE(3m)	Engineer: Ted Chen
Probe: NS-AC1_BBHA9120D_2111_1-18GHz	Polarity: Horizontal
EUT: SkyNet IAB Node	Power: By PoE
Test Mode: Transmit by 802.110 at be-EHT80 5210MHz	

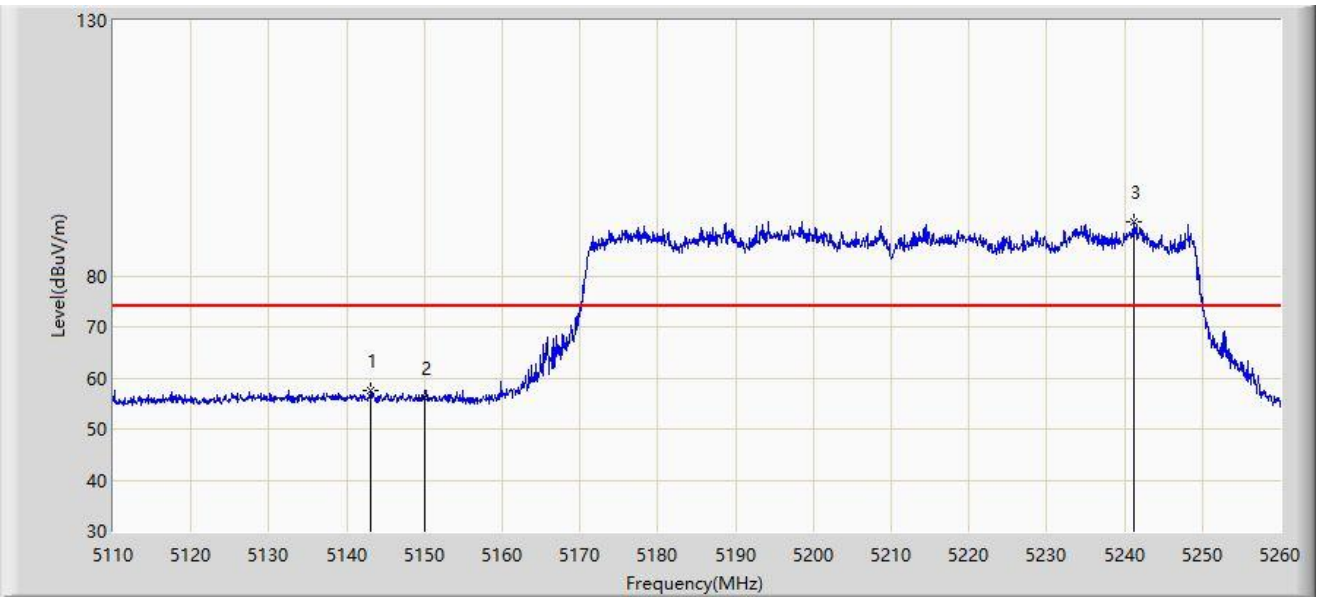

No	Mark	Frequency (MHz)	Measure Level (dBµV/m)	Reading Level (dBµV)	Margin (dB)	Limit (dBµV/m)	Factor (dB/m)	Type
1	*	5143.150	57.523	53.271	-16.477	74.000	4.252	PK
2		5150.000	55.981	51.791	-18.019	74.000	4.189	PK
3		5241.175	90.622	87.111	N/A	N/A	3.512	PK

Note 1: " * ", means this data is the worst emission level.

Note 2: Measure Level (dBµV/m) = Reading Level (dBµV) + Factor (dB/m).

Note 3: Factor (dB/m) = Cable Loss (dB) + Antenna Factor (dB/m) - Pre_Amplifier Gain (dB).