Site: NS-AC1	Test Date: 2024-08-15
Limit: FCC_5G_RE(3m)	Engineer: Ted Chen
Probe: NS-AC1_BBHA9120D_2111_1-18GHz	Polarity: Horizontal
EUT: SkyNet IAB Node	Power: By PoE
Test Mode: Transmit by 802.11ax-HE40 at 5190MHz	

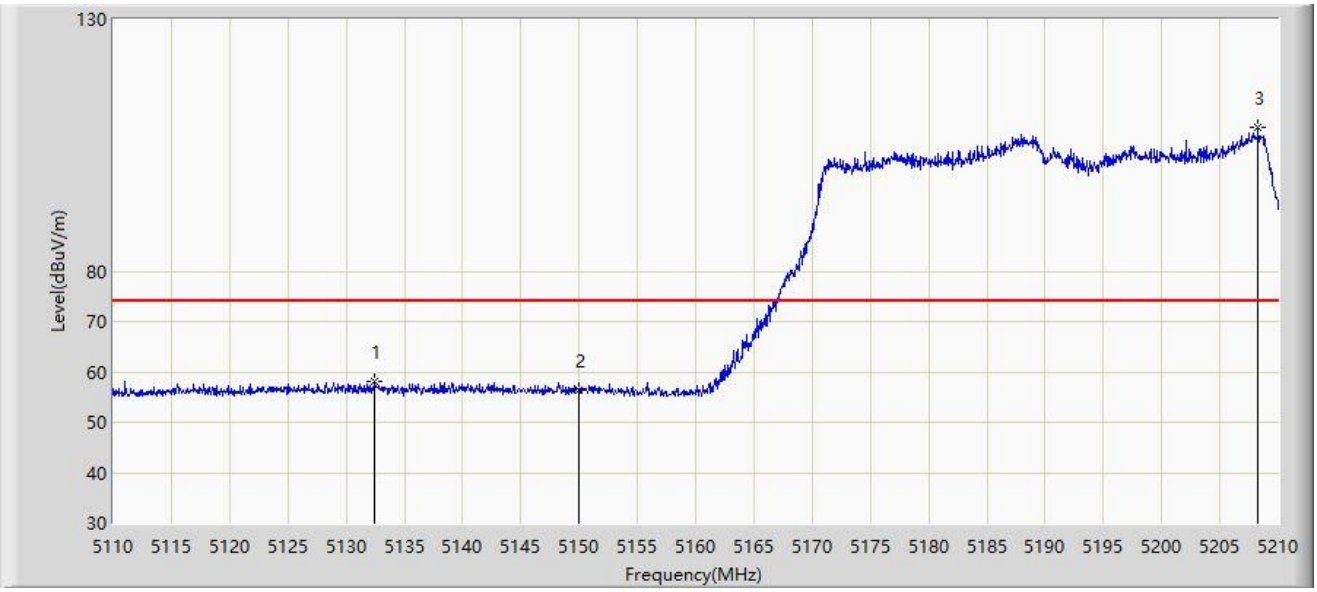

No	Mark	Frequency (MHz)	Measure Level (dBµV/m)	Reading Level (dBµV)	Margin (dB)	Limit (dBµV/m)	Factor (dB/m)	Type
1	*	5132.450	57.998	53.801	-16.002	74.000	4.197	PK
2		5150.000	56.327	52.137	-17.673	74.000	4.189	PK
3		5208.250	108.500	105.174	N/A	N/A	3.326	PK

Note 1: " * ", means this data is the worst emission level.

Note 2: Measure Level (dBµV/m) = Reading Level (dBµV) + Factor (dB/m).

Note 3: Factor (dB/m) = Cable Loss (dB) + Antenna Factor (dB/m) - Pre_Amplifier Gain (dB).

Site: NS-AC1	Test Date: 2024-08-15
Limit: FCC_5G_RE(3m)	Engineer: Ted Chen
Probe: NS-AC1_BBHA9120D_2111_1-18GHz	Polarity: Horizontal
EUT: SkyNet IAB Node	Power: By PoE
Test Mode: Transmit by 802.11ax-HE40 at 5190MHz	

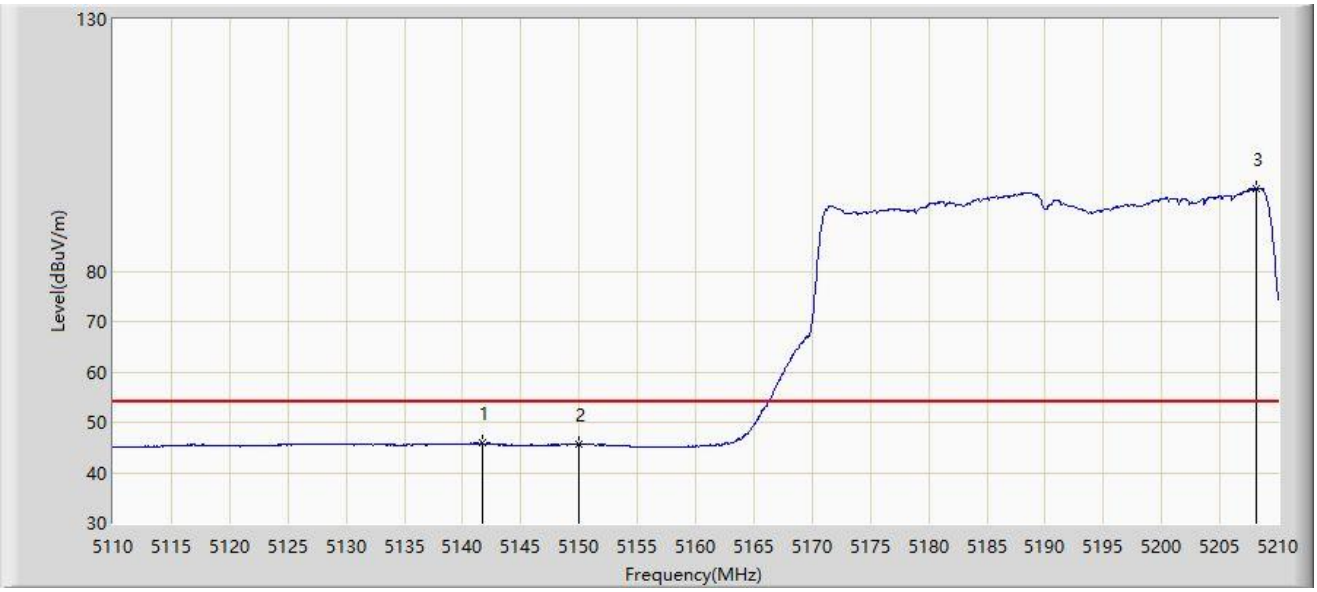

No	Mark	Frequency (MHz)	Measure Level (dBµV/m)	Reading Level (dBµV)	Margin (dB)	Limit (dBµV/m)	Factor (dB/m)	Type
1	*	5141.650	45.883	41.639	-8.117	54.000	4.245	AV
2		5150.000	45.653	41.463	-8.347	54.000	4.189	AV
3		5208.150	96.355	93.025	N/A	N/A	3.329	AV

Note 1: " * ", means this data is the worst emission level.

Note 2: Measure Level (dBµV/m) = Reading Level (dBµV) + Factor (dB/m).

Note 3: Factor (dB/m) = Cable Loss (dB) + Antenna Factor (dB/m) - Pre_Amplifier Gain (dB).

Site: NS-AC1	Test Date: 2024-08-15
Limit: FCC_5G_RE(3m)	Engineer: Ted Chen
Probe: NS-AC1_BBHA9120D_2111_1-18GHz	Polarity: Vertical
EUT: SkyNet IAB Node	Power: By PoE
Test Mode: Transmit by 802.11ax-HE40 at 5190MHz	

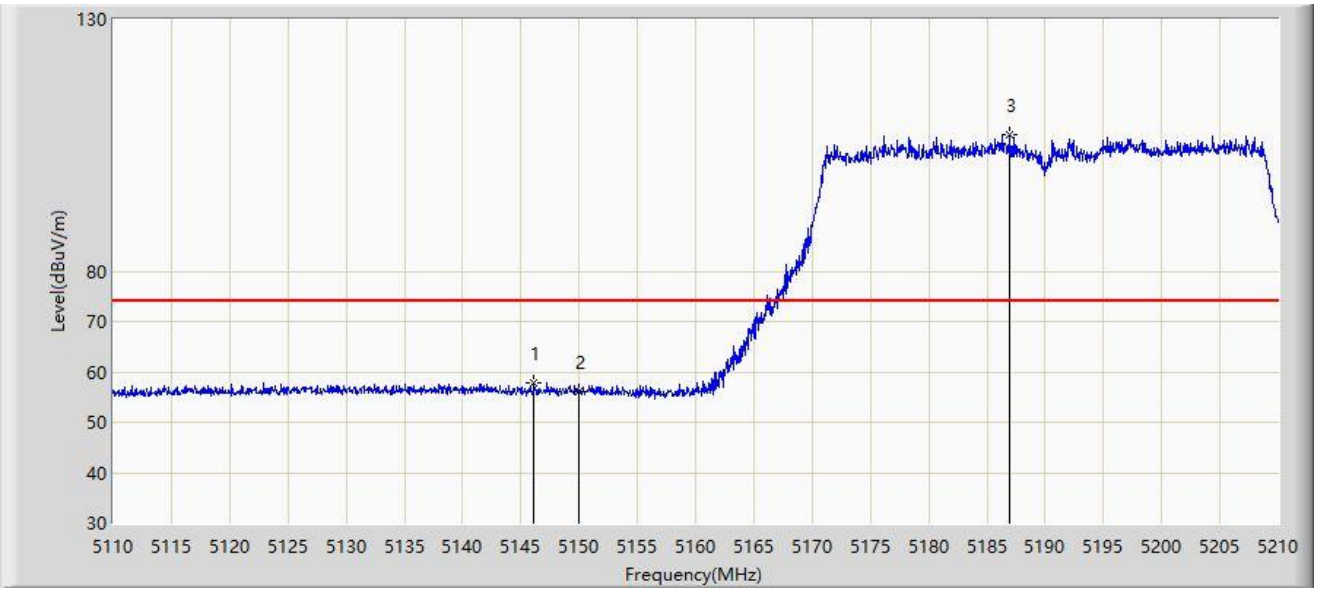

No	Mark	Frequency (MHz)	Measure Level (dBµV/m)	Reading Level (dBµV)	Margin (dB)	Limit (dBµV/m)	Factor (dB/m)	Type
1	*	5146.150	57.839	53.572	-16.161	74.000	4.267	PK
2		5150.000	56.206	52.016	-17.794	74.000	4.189	PK
3		5187.000	106.987	103.402	N/A	N/A	3.585	PK

Note 1: " * ", means this data is the worst emission level.

Note 2: Measure Level (dBµV/m) = Reading Level (dBµV) + Factor (dB/m).

Note 3: Factor (dB/m) = Cable Loss (dB) + Antenna Factor (dB/m) - Pre_Amplifier Gain (dB).

Site: NS-AC1	Test Date: 2024-08-15
Limit: FCC_5G_RE(3m)	Engineer: Ted Chen
Probe: NS-AC1_BBHA9120D_2111_1-18GHz	Polarity: Vertical
EUT: SkyNet IAB Node	Power: By PoE
Test Mode: Transmit by 802.11ax-HE40 at 5190MHz	

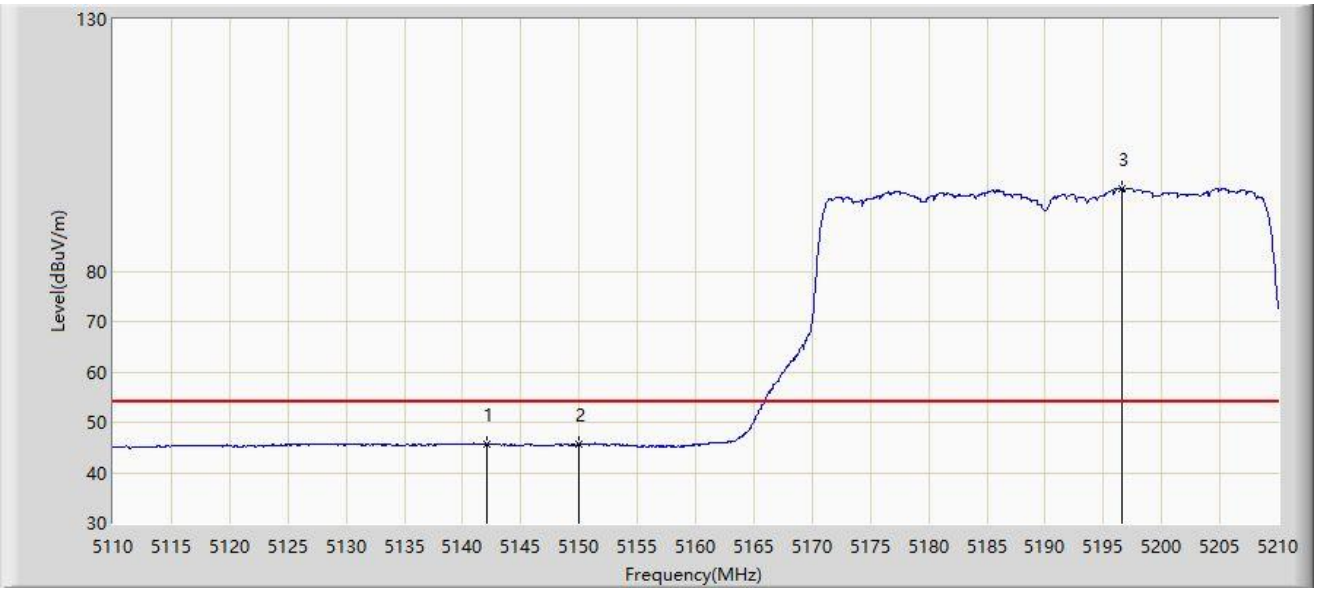

No	Mark	Frequency (MHz)	Measure Level (dBµV/m)	Reading Level (dBµV)	Margin (dB)	Limit (dBµV/m)	Factor (dB/m)	Type
1	*	5142.100	45.688	41.442	-8.312	54.000	4.247	AV
2		5150.000	45.632	41.442	-8.368	54.000	4.189	AV
3		5196.550	96.426	92.762	N/A	N/A	3.663	AV

Note 1: " * ", means this data is the worst emission level.

Note 2: Measure Level (dBµV/m) = Reading Level (dBµV) + Factor (dB/m).

Note 3: Factor (dB/m) = Cable Loss (dB) + Antenna Factor (dB/m) - Pre_Amplifier Gain (dB).

Site: NS-AC1	Test Date: 2024-08-15
Limit: FCC_5G_RE(3m)	Engineer: Ted Chen
Probe: NS-AC1_BBHA9120D_2111_1-18GHz	Polarity: Horizontal
EUT: SkyNet IAB Node	Power: By PoE
Test Mode: Transmit by 802.11ax-HE40 at 5310MHz	

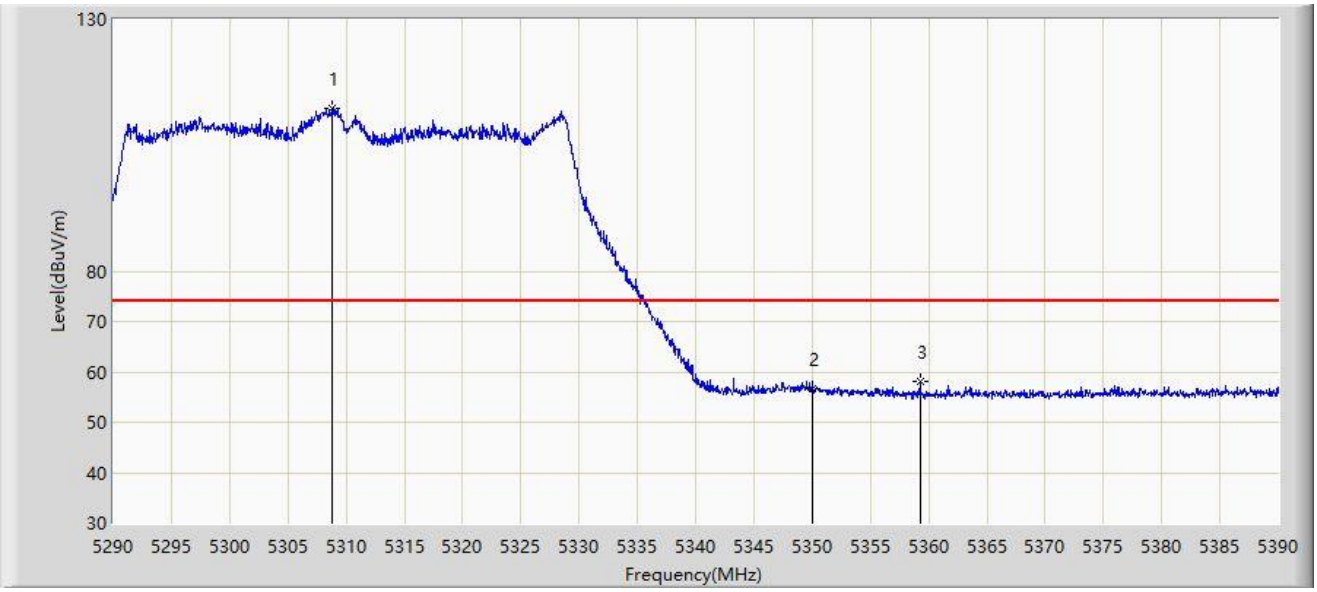

No	Mark	Frequency (MHz)	Measure Level (dBµV/m)	Reading Level (dBµV)	Margin (dB)	Limit (dBµV/m)	Factor (dB/m)	Type
1		5308.800	112.302	109.478	N/A	N/A	2.824	PK
2		5350.000	56.604	53.793	-17.396	74.000	2.811	PK
3	*	5359.250	57.996	55.287	-16.004	74.000	2.709	PK

Note 1: " * ", means this data is the worst emission level.

Note 2: Measure Level (dBµV/m) = Reading Level (dBµV) + Factor (dB/m).

Note 3: Factor (dB/m) = Cable Loss (dB) + Antenna Factor (dB/m) - Pre_Amplifier Gain (dB).

Site: NS-AC1	Test Date: 2024-08-15
Limit: FCC_5G_RE(3m)	Engineer: Ted Chen
Probe: NS-AC1_BBHA9120D_2111_1-18GHz	Polarity: Horizontal
EUT: SkyNet IAB Node	Power: By PoE
Test Mode: Transmit by 802.11ax-HE40 at 5310MHz	

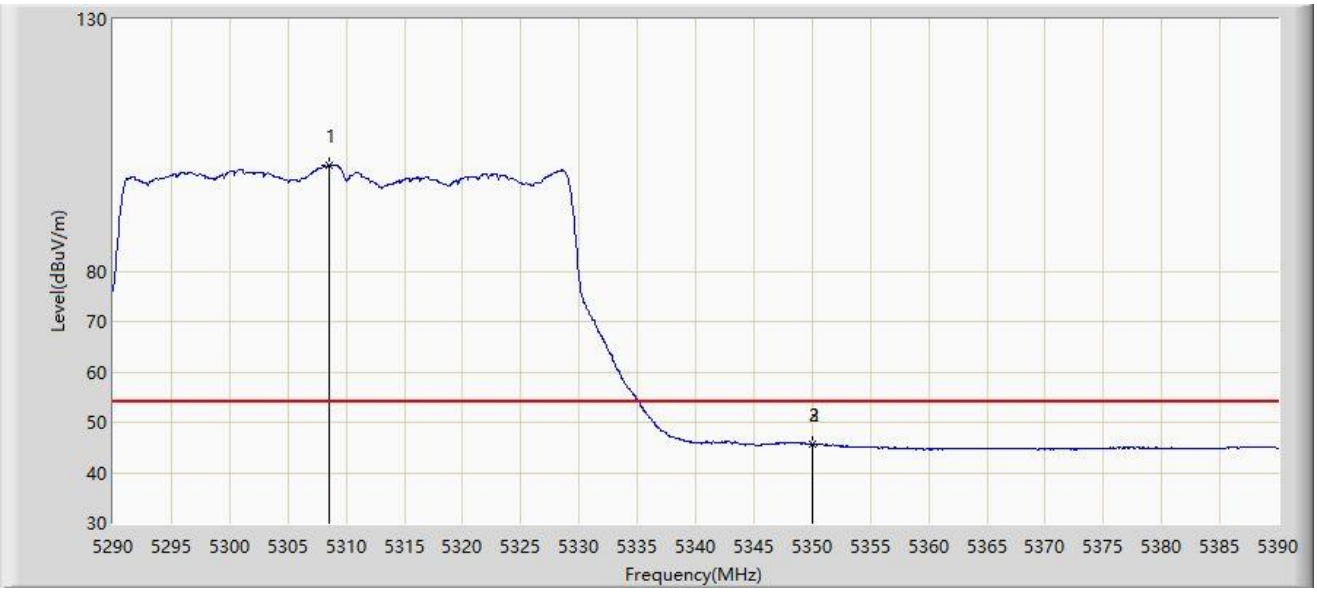

No	Mark	Frequency (MHz)	Measure Level (dBµV/m)	Reading Level (dBµV)	Margin (dB)	Limit (dBµV/m)	Factor (dB/m)	Type
1		5308.550	101.061	98.229	N/A	N/A	2.832	AV
2		5350.000	45.678	42.867	-8.322	54.000	2.811	AV
3	*	5350.050	45.698	42.886	-8.302	54.000	2.812	AV

Note 1: " * ", means this data is the worst emission level.

Note 2: Measure Level (dBµV/m) = Reading Level (dBµV) + Factor (dB/m).

Note 3: Factor (dB/m) = Cable Loss (dB) + Antenna Factor (dB/m) - Pre_Amplifier Gain (dB).

Site: NS-AC1	Test Date: 2024-08-15
Limit: FCC_5G_RE(3m)	Engineer: Ted Chen
Probe: NS-AC1_BBHA9120D_2111_1-18GHz	Polarity: Vertical
EUT: SkyNet IAB Node	Power: By PoE
Test Mode: Transmit by 802.11ax-HE40 at 5310MHz	

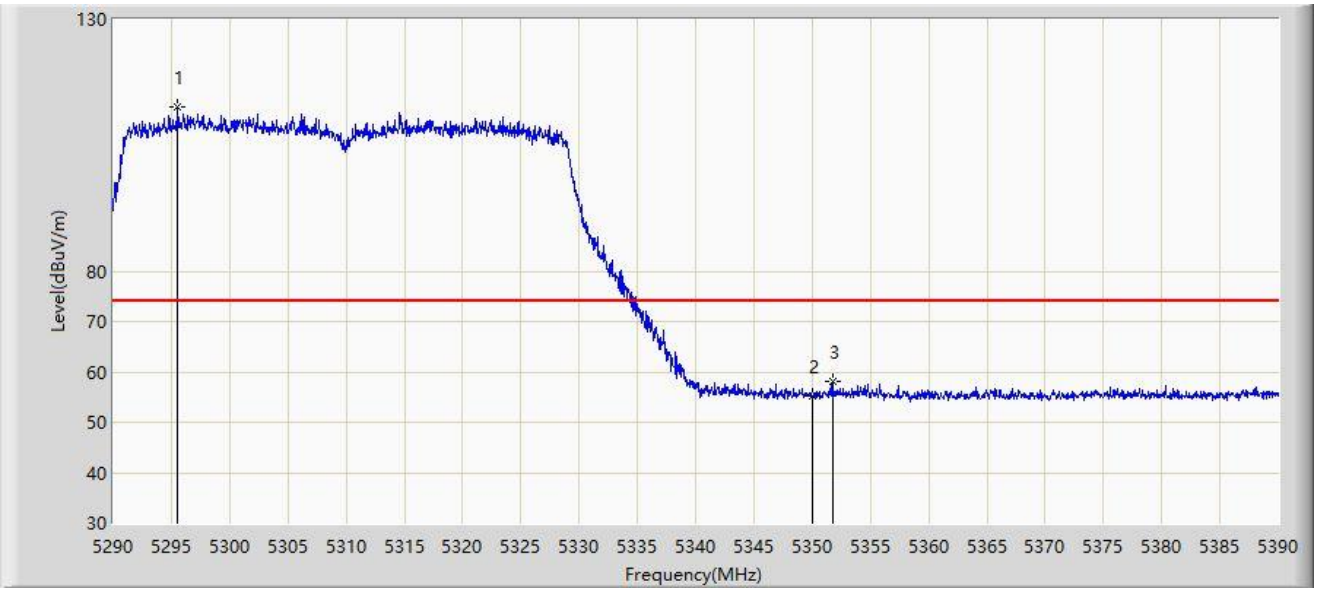

No	Mark	Frequency (MHz)	Measure Level (dBµV/m)	Reading Level (dBµV)	Margin (dB)	Limit (dBµV/m)	Factor (dB/m)	Type
1		5295.550	112.667	109.714	N/A	N/A	2.952	PK
2		5350.000	55.163	52.352	-18.837	74.000	2.811	PK
3	*	5351.750	58.180	55.351	-15.820	74.000	2.829	PK

Note 1: " * ", means this data is the worst emission level.

Note 2: Measure Level (dBµV/m) = Reading Level (dBµV) + Factor (dB/m).

Note 3: Factor (dB/m) = Cable Loss (dB) + Antenna Factor (dB/m) - Pre_Amplifier Gain (dB).

Site: NS-AC1	Test Date: 2024-08-15
Limit: FCC_5G_RE(3m)	Engineer: Ted Chen
Probe: NS-AC1_BBHA9120D_2111_1-18GHz	Polarity: Vertical
EUT: SkyNet IAB Node	Power: By PoE
Test Mode: Transmit by 802.11ax-HE40 at 5310MHz	

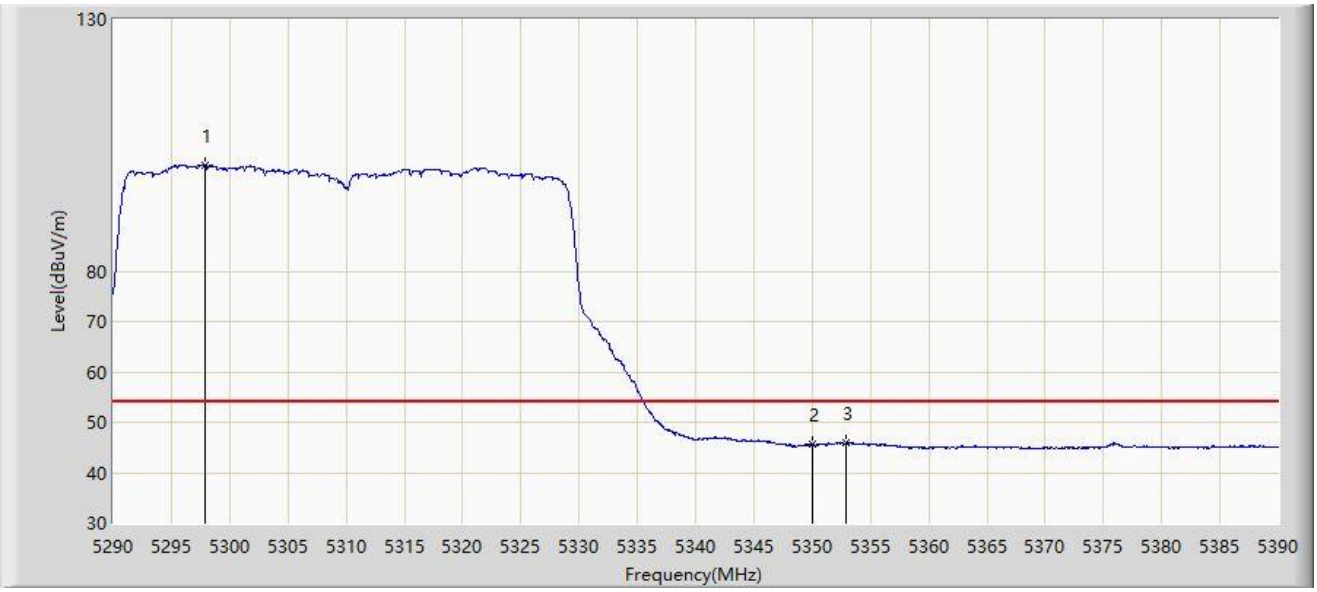

No	Mark	Frequency (MHz)	Measure Level (dBµV/m)	Reading Level (dBµV)	Margin (dB)	Limit (dBµV/m)	Factor (dB/m)	Type
1		5297.850	101.119	98.113	N/A	N/A	3.006	AV
2		5350.000	45.523	42.712	-8.477	54.000	2.811	AV
3	*	5352.900	46.037	43.221	-7.963	54.000	2.816	AV

Note 1: " * ", means this data is the worst emission level.

Note 2: Measure Level (dBµV/m) = Reading Level (dBµV) + Factor (dB/m).

Note 3: Factor (dB/m) = Cable Loss (dB) + Antenna Factor (dB/m) - Pre_Amplifier Gain (dB).

Site: NS-AC1	Test Date: 2024-08-15
Limit: FCC_5G_RE(3m)	Engineer: Ted Chen
Probe: NS-AC1_BBHA9120D_2111_1-18GHz	Polarity: Horizontal
EUT: SkyNet IAB Node	Power: By PoE
Test Mode: Transmit by 802.11ax-HE40 at 5510MHz	

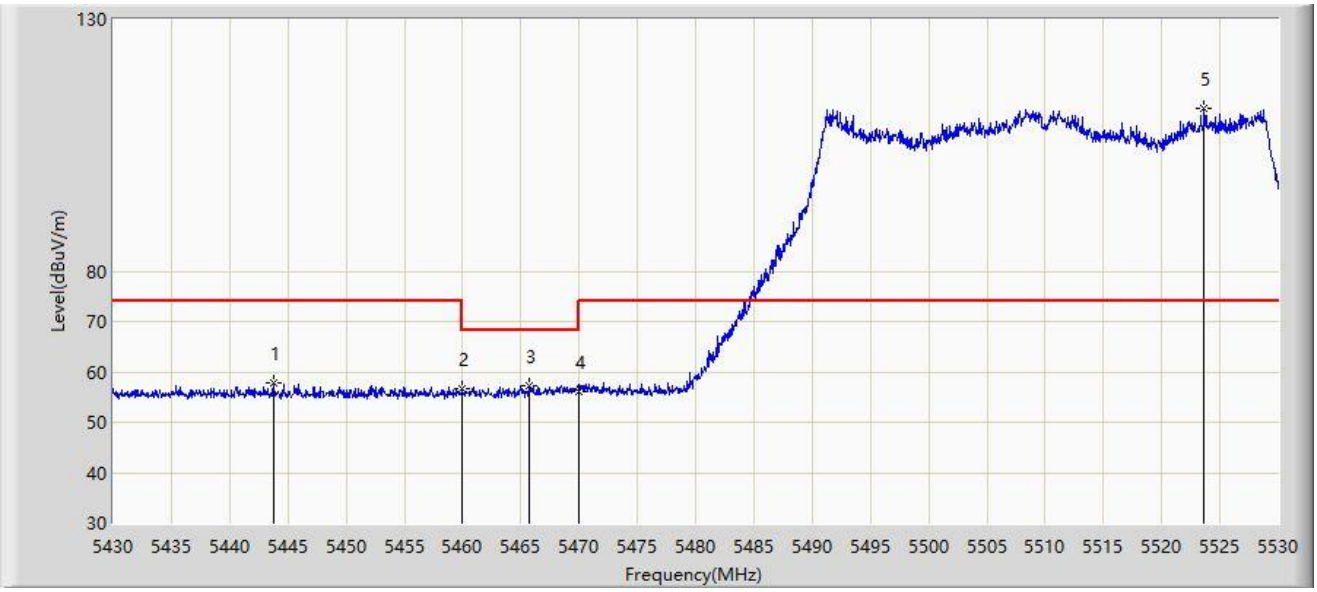

No	Mark	Frequency (MHz)	Measure Level (dBµV/m)	Reading Level (dBµV)	Margin (dB)	Limit (dBµV/m)	Factor (dB/m)	Type
1		5443.750	57.833	55.074	-16.167	74.000	2.759	PK
2		5460.000	56.666	53.915	-17.334	74.000	2.751	PK
3	*	5465.750	57.337	54.521	-10.863	68.200	2.817	PK
4		5470.000	56.198	53.334	-12.002	68.200	2.864	PK
5		5523.650	112.252	109.339	N/A	N/A	2.913	PK

Note 1: " * ", means this data is the worst emission level.

Note 2: Measure Level (dBµV/m) = Reading Level (dBµV) + Factor (dB/m).

Note 3: Factor (dB/m) = Cable Loss (dB) + Antenna Factor (dB/m) - Pre_Amplifier Gain (dB).

Site: NS-AC1	Test Date: 2024-08-15
Limit: FCC_5G_RE(3m)	Engineer: Ted Chen
Probe: NS-AC1_BBHA9120D_2111_1-18GHz	Polarity: Horizontal
EUT: SkyNet IAB Node	Power: By PoE
Test Mode: Transmit by 802.11ax-HE40 at 5510MHz	

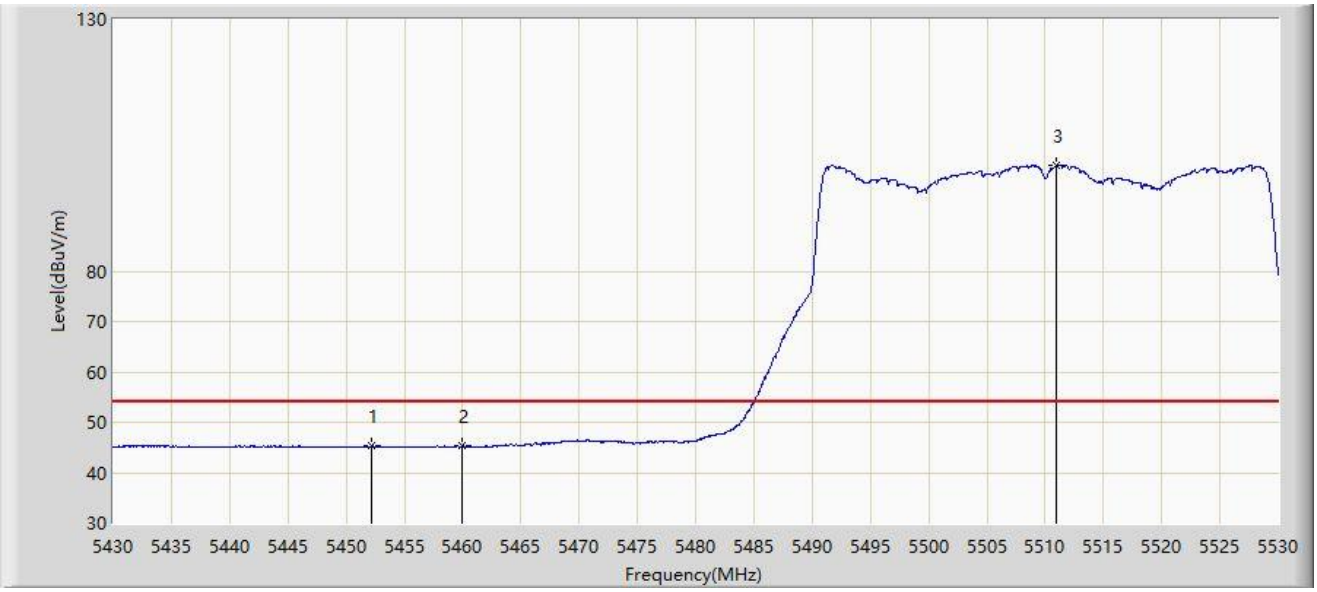

No	Mark	Frequency (MHz)	Measure Level (dBµV/m)	Reading Level (dBµV)	Margin (dB)	Limit (dBµV/m)	Factor (dB/m)	Type
1	*	5452.200	45.287	42.590	-8.713	54.000	2.697	AV
2		5460.000	45.257	42.506	-8.743	54.000	2.751	AV
3		5511.000	101.037	98.438	N/A	N/A	2.599	AV

Note 1: " * ", means this data is the worst emission level.

Note 2: Measure Level (dBµV/m) = Reading Level (dBµV) + Factor (dB/m).

Note 3: Factor (dB/m) = Cable Loss (dB) + Antenna Factor (dB/m) - Pre_Amplifier Gain (dB).

Site: NS-AC1	Test Date: 2024-08-15
Limit: FCC_5G_RE(3m)	Engineer: Ted Chen
Probe: NS-AC1_BBHA9120D_2111_1-18GHz	Polarity: Vertical
EUT: SkyNet IAB Node	Power: By PoE
Test Mode: Transmit by 802.11ax-HE40 at 5510MHz	

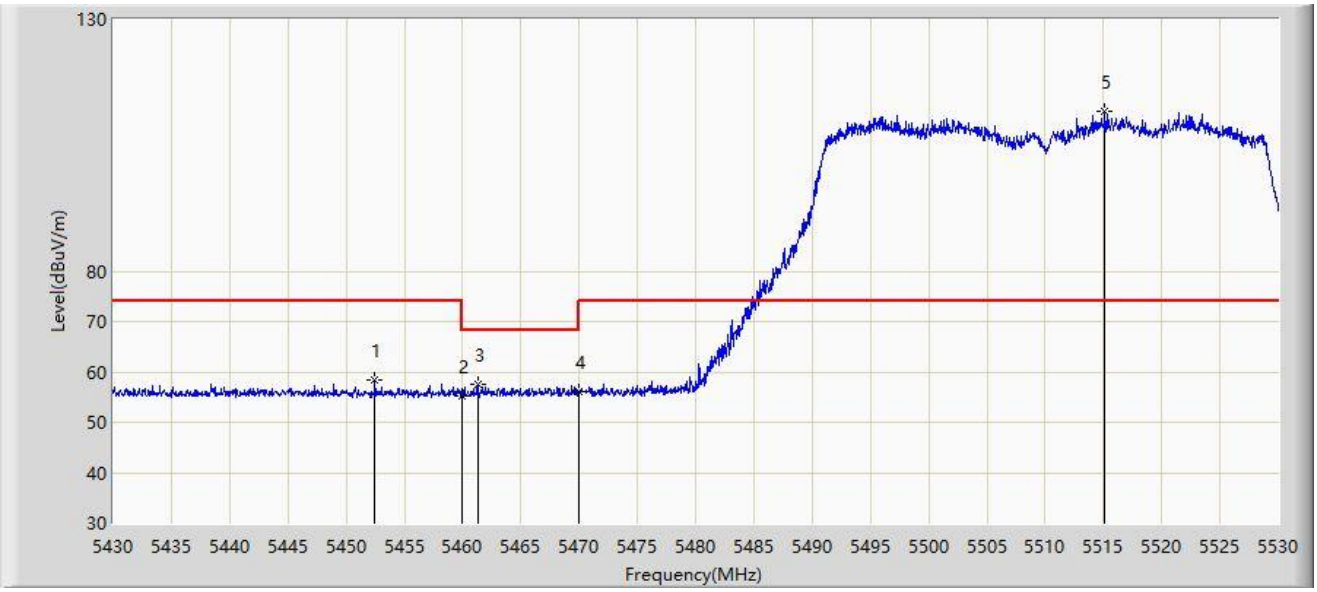

No	Mark	Frequency (MHz)	Measure Level (dBµV/m)	Reading Level (dBµV)	Margin (dB)	Limit (dBµV/m)	Factor (dB/m)	Type
1		5452.450	58.485	55.790	-15.515	74.000	2.695	PK
2		5460.000	55.144	52.393	-18.856	74.000	2.751	PK
3	*	5461.300	57.652	54.886	-10.548	68.200	2.766	PK
4		5470.000	56.034	53.170	-12.166	68.200	2.864	PK
5		5515.100	111.700	108.981	N/A	N/A	2.719	PK

Note 1: " * ", means this data is the worst emission level.

Note 2: Measure Level (dBµV/m) = Reading Level (dBµV) + Factor (dB/m).

Note 3: Factor (dB/m) = Cable Loss (dB) + Antenna Factor (dB/m) - Pre_Amplifier Gain (dB).

Site: NS-AC1	Test Date: 2024-08-15
Limit: FCC_5G_RE(3m)	Engineer: Ted Chen
Probe: NS-AC1_BBHA9120D_2111_1-18GHz	Polarity: Vertical
EUT: SkyNet IAB Node	Power: By PoE
Test Mode: Transmit by 802.11ax-HE40 at 5510MHz	

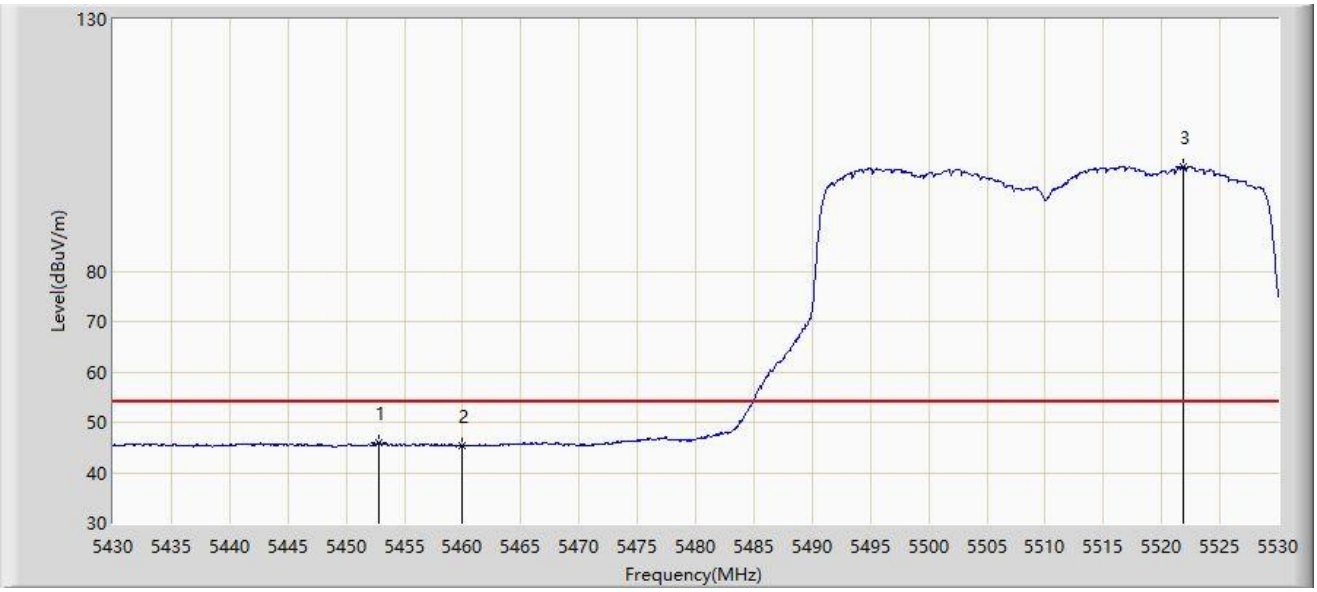

No	Mark	Frequency (MHz)	Measure Level (dBµV/m)	Reading Level (dBµV)	Margin (dB)	Limit (dBµV/m)	Factor (dB/m)	Type
1	*	5452.800	46.001	43.308	-7.999	54.000	2.693	AV
2		5460.000	45.439	42.688	-8.561	54.000	2.751	AV
3		5521.850	100.739	97.821	N/A	N/A	2.917	AV

Note 1: " * ", means this data is the worst emission level.

Note 2: Measure Level (dBµV/m) = Reading Level (dBµV) + Factor (dB/m).

Note 3: Factor (dB/m) = Cable Loss (dB) + Antenna Factor (dB/m) - Pre_Amplifier Gain (dB).

Site: NS-AC1	Test Date: 2024-08-15
Limit: FCC_5G_RE(3m)	Engineer: Ted Chen
Probe: NS-AC1_BBHA9120D_2111_1-18GHz	Polarity: Horizontal
EUT: SkyNet IAB Node	Power: By PoE
Test Mode: Transmit by 802.11ax-HE40 at 5670MHz	

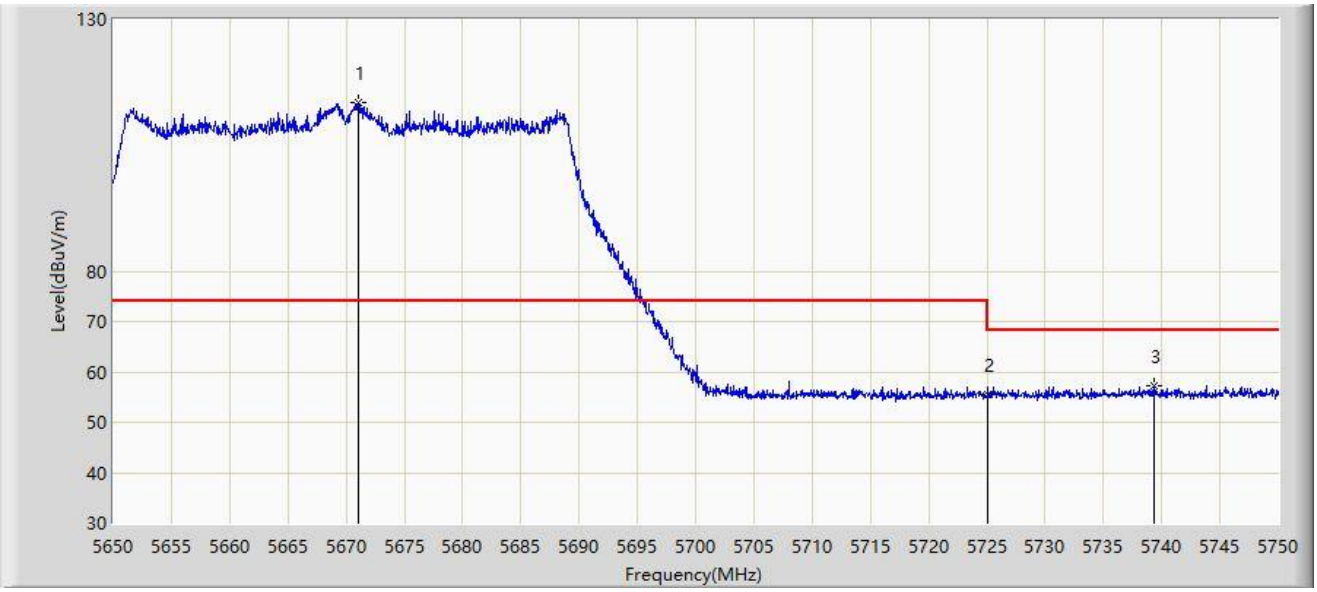

No	Mark	Frequency (MHz)	Measure Level (dBµV/m)	Reading Level (dBµV)	Margin (dB)	Limit (dBµV/m)	Factor (dB/m)	Type
1		5671.100	113.346	110.115	N/A	N/A	3.232	PK
2		5725.000	55.439	52.125	-12.761	68.200	3.314	PK
3	*	5739.300	57.380	53.918	-10.820	68.200	3.463	PK

Note 1: " * ", means this data is the worst emission level.

Note 2: Measure Level (dBµV/m) = Reading Level (dBµV) + Factor (dB/m).

Note 3: Factor (dB/m) = Cable Loss (dB) + Antenna Factor (dB/m) - Pre_Amplifier Gain (dB).

Site: NS-AC1	Test Date: 2024-08-15
Limit: FCC_5G_RE(3m)	Engineer: Ted Chen
Probe: NS-AC1_BBHA9120D_2111_1-18GHz	Polarity: Vertical
EUT: SkyNet IAB Node	Power: By PoE
Test Mode: Transmit by 802.11ax-HE40 at 5670MHz	

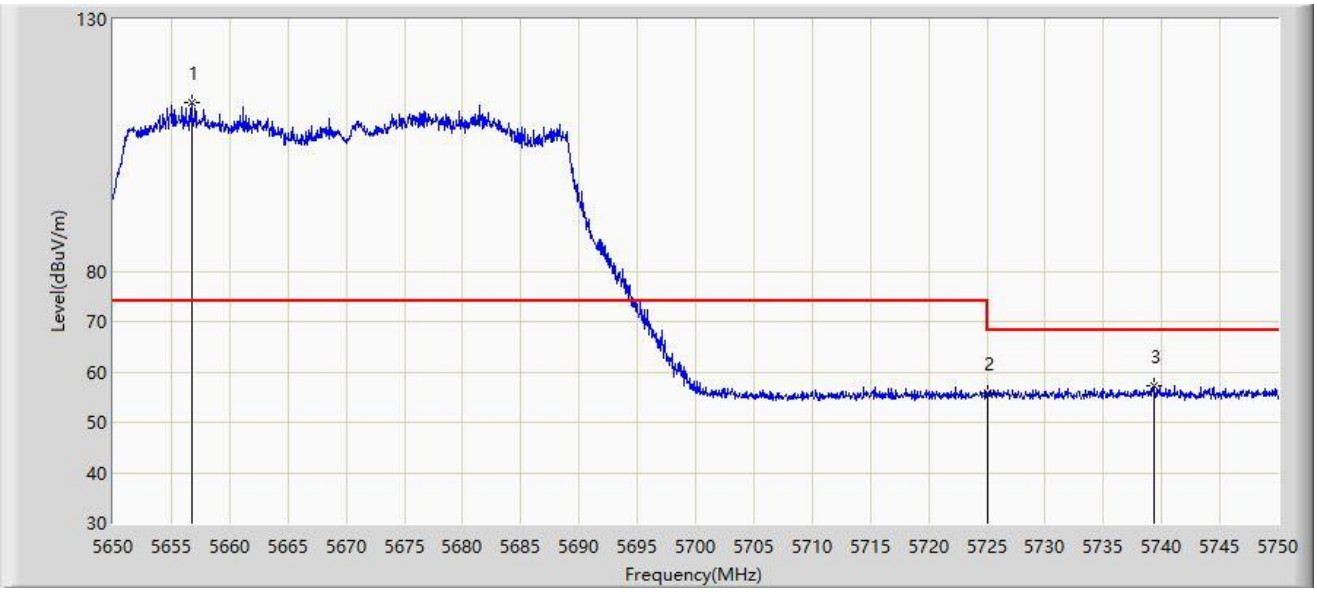

No	Mark	Frequency (MHz)	Measure Level (dBµV/m)	Reading Level (dBµV)	Margin (dB)	Limit (dBµV/m)	Factor (dB/m)	Type
1		5656.750	113.443	110.715	N/A	N/A	2.729	PK
2		5725.000	55.685	52.371	-12.515	68.200	3.314	PK
3	*	5739.400	57.208	53.745	-10.992	68.200	3.464	PK

Note 1: " * ", means this data is the worst emission level.

Note 2: Measure Level (dBµV/m) = Reading Level (dBµV) + Factor (dB/m).

Note 3: Factor (dB/m) = Cable Loss (dB) + Antenna Factor (dB/m) - Pre_Amplifier Gain (dB).

Site: NS-AC1	Test Date: 2024-08-15
Limit: FCC_5.8G_RE(3m)	Engineer: Ted Chen
Probe: NS-AC1_BBHA9120D_2111_1-18GHz	Polarity: Horizontal
EUT: SkyNet IAB Node	Power: By PoE
Test Mode: Transmit by 802.11ax-HE40 at 5755MHz	

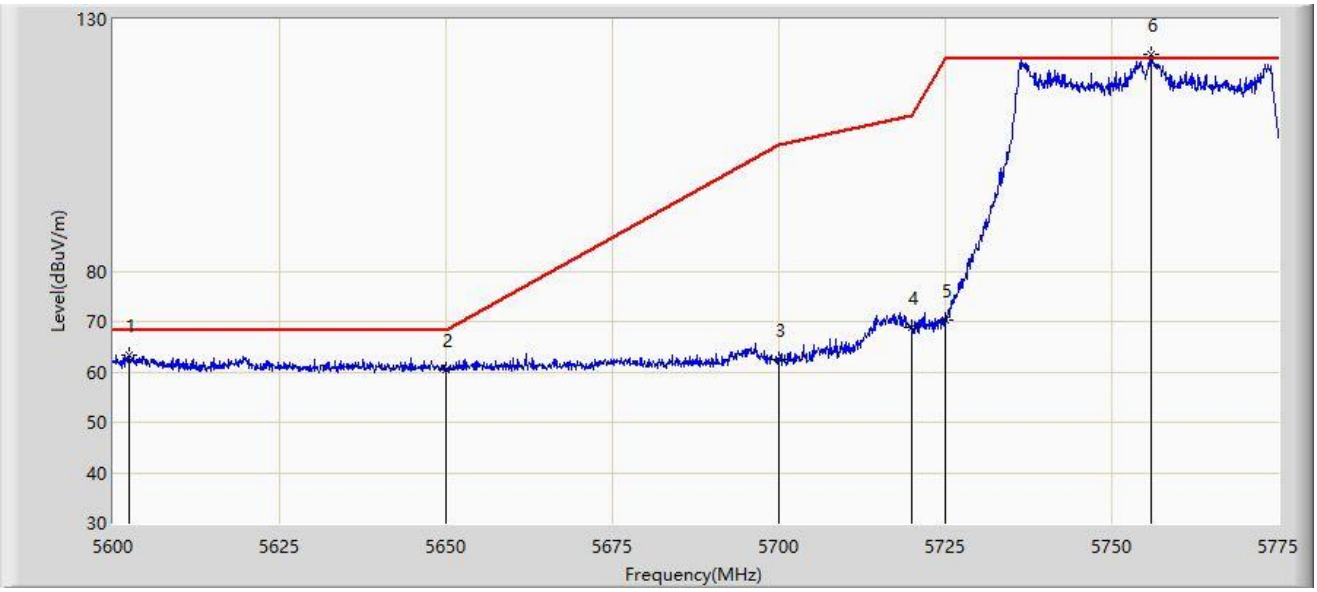

No	Mark	Frequency (MHz)	Measure Level (dBµV/m)	Reading Level (dBµV)	Margin (dB)	Limit (dBµV/m)	Factor (dB/m)	Type
1	*	5602.362	63.451	60.736	-4.749	68.200	2.715	PK
2		5650.000	60.372	57.487	-7.828	68.200	2.885	PK
3		5700.000	62.499	59.232	-42.701	105.200	3.267	PK
4		5720.000	68.755	65.562	-42.045	110.800	3.192	PK
5		5725.000	70.323	67.009	-51.877	122.200	3.314	PK
6		5755.837	123.185	119.830	N/A	N/A	3.355	PK

Note 1: " * ", means this data is the worst emission level.

Note 2: Measure Level (dBµV/m) = Reading Level (dBµV) + Factor (dB/m).

Note 3: Factor (dB/m) = Cable Loss (dB) + Antenna Factor (dB/m) - Pre_Amplifier Gain (dB).

Site: NS-AC1	Test Date: 2024-08-15
Limit: FCC_5.8G_RE(3m)	Engineer: Ted Chen
Probe: NS-AC1_BBHA9120D_2111_1-18GHz	Polarity: Vertical
EUT: SkyNet IAB Node	Power: By PoE
Test Mode: Transmit by 802.11ax-HE40 at 5755MHz	

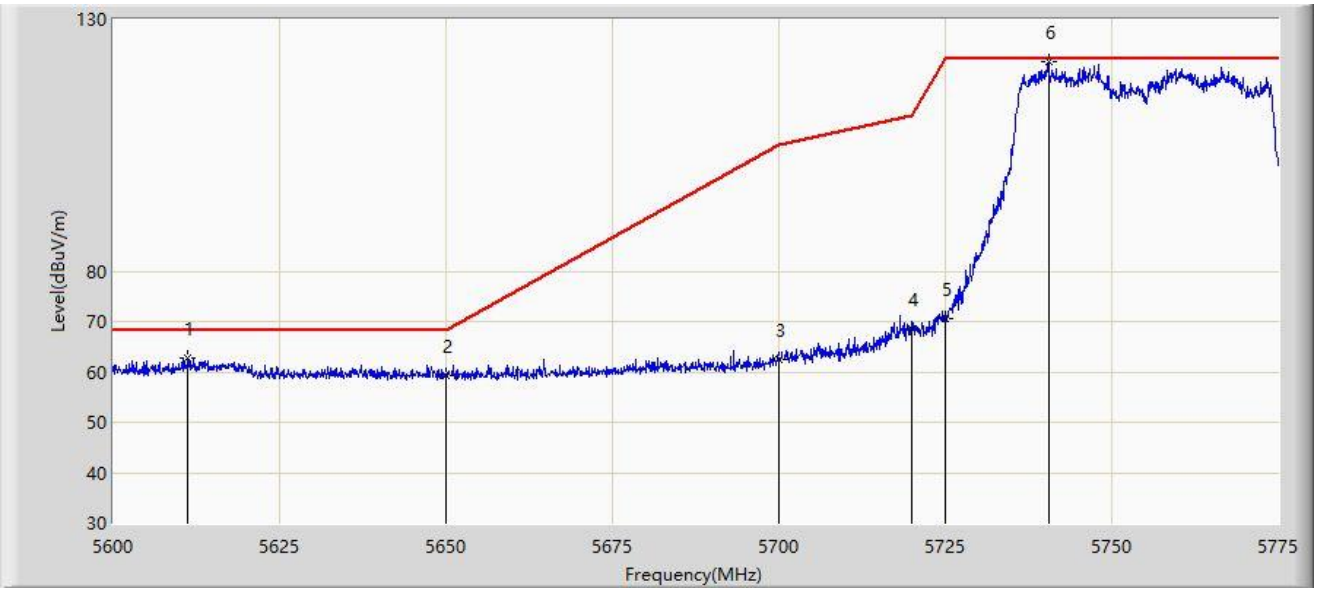

No	Mark	Frequency (MHz)	Measure Level (dBµV/m)	Reading Level (dBµV)	Margin (dB)	Limit (dBµV/m)	Factor (dB/m)	Type
1	*	5611.288	62.826	60.170	-5.374	68.200	2.655	PK
2		5650.000	59.275	56.390	-8.925	68.200	2.885	PK
3		5700.000	62.537	59.270	-42.663	105.200	3.267	PK
4		5720.000	68.445	65.252	-42.355	110.800	3.192	PK
5		5725.000	70.615	67.301	-51.585	122.200	3.314	PK
6		5740.525	121.457	117.983	N/A	N/A	3.474	PK

Note 1: " * ", means this data is the worst emission level.

Note 2: Measure Level (dBµV/m) = Reading Level (dBµV) + Factor (dB/m).

Note 3: Factor (dB/m) = Cable Loss (dB) + Antenna Factor (dB/m) - Pre_Amplifier Gain (dB).

Site: NS-AC1	Test Date: 2024-08-15
Limit: FCC_5.8G_RE(3m)	Engineer: Ted Chen
Probe: NS-AC1_BBHA9120D_2111_1-18GHz	Polarity: Horizontal
EUT: SkyNet IAB Node	Power: By PoE
Test Mode: Transmit by 802.11ax-HE40 at 5795MHz	

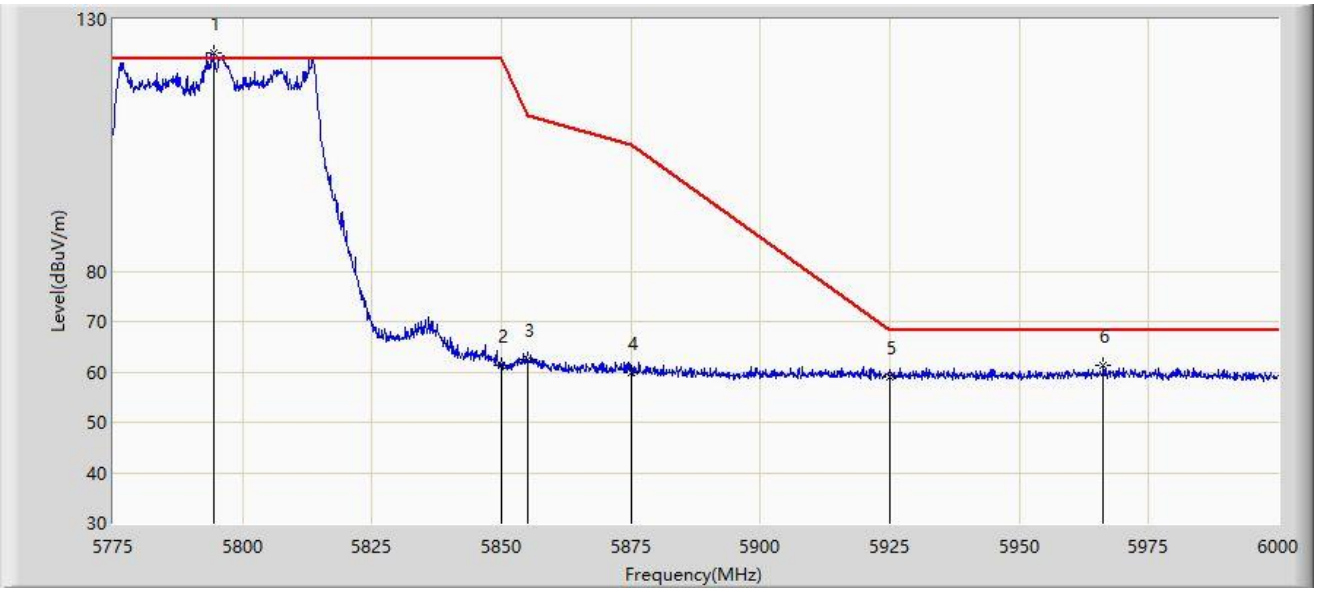

No	Mark	Frequency (MHz)	Measure Level (dBµV/m)	Reading Level (dBµV)	Margin (dB)	Limit (dBµV/m)	Factor (dB/m)	Type
1		5794.350	123.315	119.726	N/A	N/A	3.589	PK
2		5850.000	61.411	57.984	-60.789	122.200	3.427	PK
3		5855.000	62.377	58.876	-48.423	110.800	3.502	PK
4		5875.000	59.951	56.308	-45.249	105.200	3.644	PK
5		5925.000	59.071	55.286	-9.129	68.200	3.784	PK
6	*	5966.250	61.336	57.164	-6.864	68.200	4.171	PK

Note 1: " * ", means this data is the worst emission level.

Note 2: Measure Level (dBµV/m) = Reading Level (dBµV) + Factor (dB/m).

Note 3: Factor (dB/m) = Cable Loss (dB) + Antenna Factor (dB/m) - Pre_Amplifier Gain (dB).

Site: NS-AC1	Test Date: 2024-08-15
Limit: FCC_5.8G_RE(3m)	Engineer: Ted Chen
Probe: NS-AC1_BBHA9120D_2111_1-18GHz	Polarity: Vertical
EUT: SkyNet IAB Node	Power: By PoE
Test Mode: Transmit by 802.11ax-HE40 at 5795MHz	

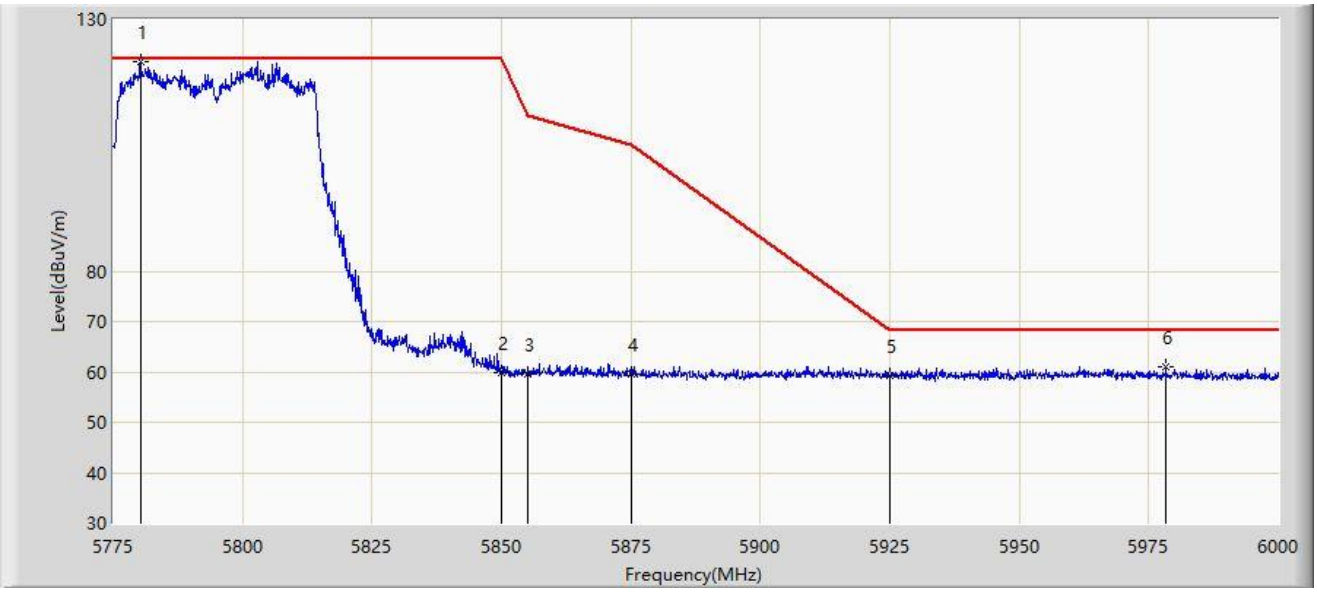

No	Mark	Frequency (MHz)	Measure Level (dBµV/m)	Reading Level (dBµV)	Margin (dB)	Limit (dBµV/m)	Factor (dB/m)	Type
1		5780.288	121.538	117.898	N/A	N/A	3.640	PK
2		5850.000	59.986	56.559	-62.214	122.200	3.427	PK
3		5855.000	59.699	56.198	-51.101	110.800	3.502	PK
4		5875.000	59.461	55.818	-45.739	105.200	3.644	PK
5		5925.000	59.220	55.435	-8.980	68.200	3.784	PK
6	*	5978.288	61.042	56.979	-7.158	68.200	4.063	PK

Note 1: " * ", means this data is the worst emission level.

Note 2: Measure Level (dBµV/m) = Reading Level (dBµV) + Factor (dB/m).

Note 3: Factor (dB/m) = Cable Loss (dB) + Antenna Factor (dB/m) - Pre_Amplifier Gain (dB).

Site: NS-AC1	Test Date: 2024-08-15
Limit: FCC_5G_RE(3m)	Engineer: Ted Chen
Probe: NS-AC1_BBHA9120D_2111_1-18GHz	Polarity: Horizontal
EUT: SkyNet IAB Node	Power: By PoE
Test Mode: Transmit by 802.11ax-HE80 at 5210MHz	

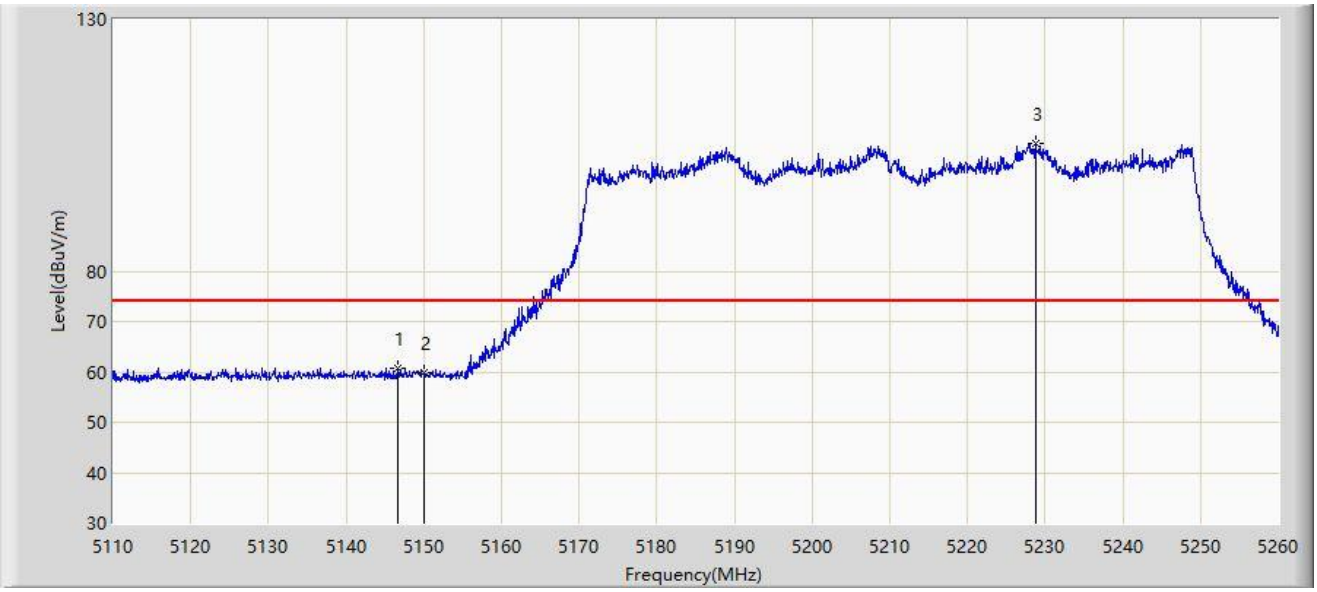

No	Mark	Frequency (MHz)	Measure Level (dBµV/m)	Reading Level (dBµV)	Margin (dB)	Limit (dBµV/m)	Factor (dB/m)	Type
1	*	5146.675	60.856	56.586	-13.144	74.000	4.270	PK
2		5150.000	59.805	55.615	-14.195	74.000	4.189	PK
3		5228.800	105.420	102.146	N/A	N/A	3.274	PK

Note 1: " * ", means this data is the worst emission level.

Note 2: Measure Level (dBµV/m) = Reading Level (dBµV) + Factor (dB/m).

Note 3: Factor (dB/m) = Cable Loss (dB) + Antenna Factor (dB/m) - Pre_Amplifier Gain (dB).

Site: NS-AC1	Test Date: 2024-08-15
Limit: FCC_5G_RE(3m)	Engineer: Ted Chen
Probe: NS-AC1_BBHA9120D_2111_1-18GHz	Polarity: Horizontal
EUT: SkyNet IAB Node	Power: By PoE
Test Mode: Transmit by 802.11ax-HE80 at 5210MHz	

No	Mark	Frequency (MHz)	Measure Level (dBµV/m)	Reading Level (dBµV)	Margin (dB)	Limit (dBµV/m)	Factor (dB/m)	Type
1	*	5128.675	45.996	41.853	-8.004	54.000	4.143	AV
2		5150.000	45.778	41.588	-8.222	54.000	4.189	AV
3		5248.375	93.850	90.202	N/A	N/A	3.649	AV

Note 1: " * ", means this data is the worst emission level.

Note 2: Measure Level (dBµV/m) = Reading Level (dBµV) + Factor (dB/m).

Note 3: Factor (dB/m) = Cable Loss (dB) + Antenna Factor (dB/m) - Pre_Amplifier Gain (dB).

Site: NS-AC1	Test Date: 2024-08-15
Limit: FCC_5G_RE(3m)	Engineer: Ted Chen
Probe: NS-AC1_BBHA9120D_2111_1-18GHz	Polarity: Vertical
EUT: SkyNet IAB Node	Power: By PoE
Test Mode: Transmit by 802.11ax-HE80 at 5210MHz	

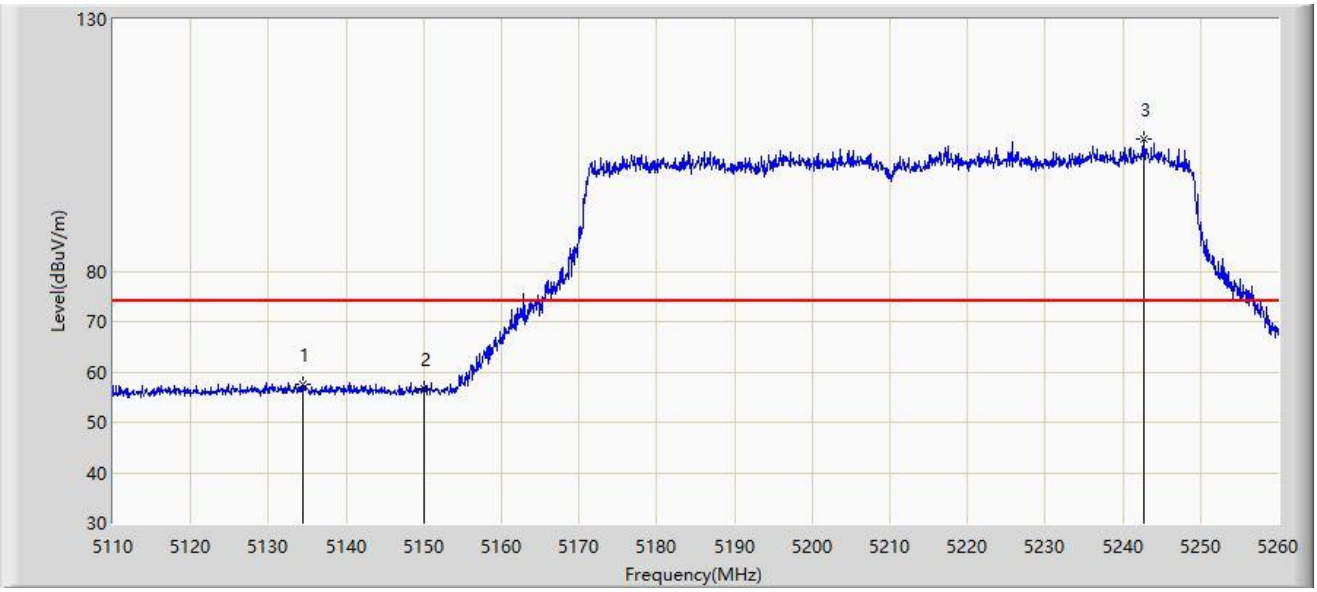

No	Mark	Frequency (MHz)	Measure Level (dBµV/m)	Reading Level (dBµV)	Margin (dB)	Limit (dBµV/m)	Factor (dB/m)	Type
1	*	5134.525	57.541	53.334	-16.459	74.000	4.207	PK
2		5150.000	56.567	52.377	-17.433	74.000	4.189	PK
3		5242.675	106.182	102.642	N/A	N/A	3.539	PK

Note 1: " * ", means this data is the worst emission level.

Note 2: Measure Level (dBµV/m) = Reading Level (dBµV) + Factor (dB/m).

Note 3: Factor (dB/m) = Cable Loss (dB) + Antenna Factor (dB/m) - Pre_Amplifier Gain (dB).

Site: NS-AC1	Test Date: 2024-08-15
Limit: FCC_5G_RE(3m)	Engineer: Ted Chen
Probe: NS-AC1_BBHA9120D_2111_1-18GHz	Polarity: Vertical
EUT: SkyNet IAB Node	Power: By PoE
Test Mode: Transmit by 802.11ax-HE80 at 5210MHz	

No	Mark	Frequency (MHz)	Measure Level (dBµV/m)	Reading Level (dBµV)	Margin (dB)	Limit (dBµV/m)	Factor (dB/m)	Type
1	*	5140.300	46.007	41.770	-7.993	54.000	4.238	AV
2		5150.000	45.682	41.492	-8.318	54.000	4.189	AV
3		5244.700	94.561	90.983	N/A	N/A	3.579	AV

Note 1: " * ", means this data is the worst emission level.

Note 2: Measure Level (dBµV/m) = Reading Level (dBµV) + Factor (dB/m).

Note 3: Factor (dB/m) = Cable Loss (dB) + Antenna Factor (dB/m) - Pre_Amplifier Gain (dB).

Site: NS-AC1	Test Date: 2024-08-15
Limit: FCC_5G_RE(3m)	Engineer: Ted Chen
Probe: NS-AC1_BBHA9120D_2111_1-18GHz	Polarity: Horizontal
EUT: SkyNet IAB Node	Power: By PoE
Test Mode: Transmit by 802.11ax-HE80 at 5290MHz	

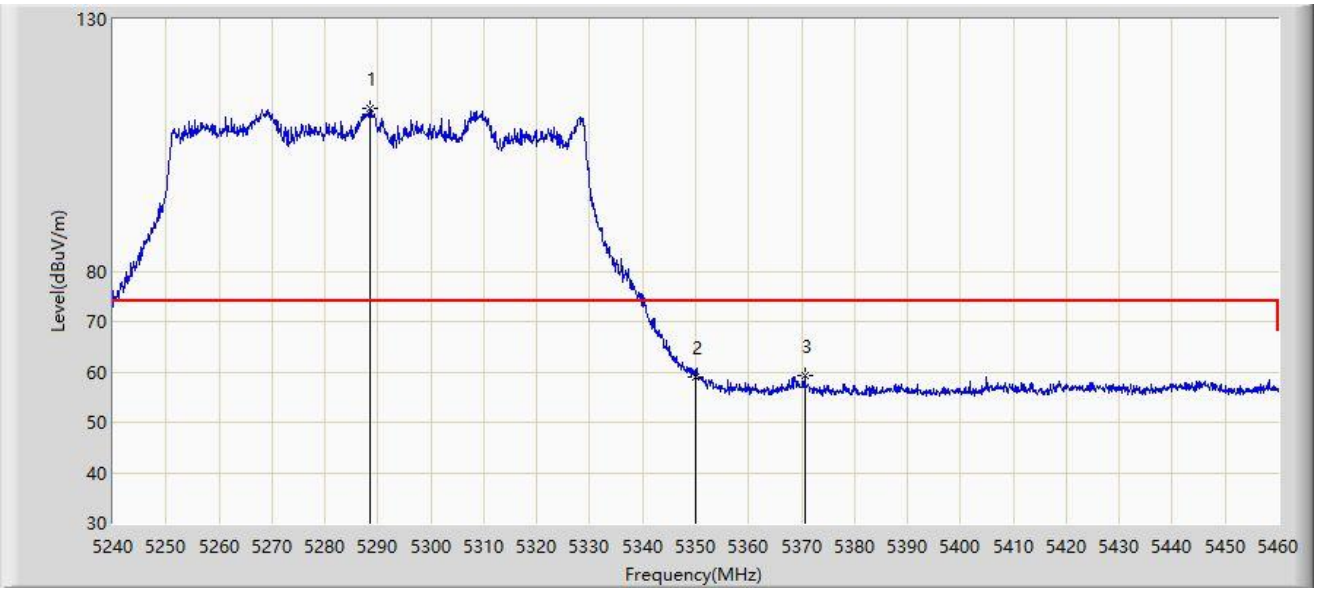

No	Mark	Frequency (MHz)	Measure Level (dBµV/m)	Reading Level (dBµV)	Margin (dB)	Limit (dBµV/m)	Factor (dB/m)	Type
1		5288.510	112.263	109.473	N/A	N/A	2.791	PK
2		5350.000	59.086	56.275	-14.914	74.000	2.811	PK
3	*	5370.570	59.206	56.647	-14.794	74.000	2.559	PK

Note 1: " * ", means this data is the worst emission level.

Note 2: Measure Level (dBµV/m) = Reading Level (dBµV) + Factor (dB/m).

Note 3: Factor (dB/m) = Cable Loss (dB) + Antenna Factor (dB/m) - Pre_Amplifier Gain (dB).

Site: NS-AC1	Test Date: 2024-08-15
Limit: FCC_5G_RE(3m)	Engineer: Ted Chen
Probe: NS-AC1_BBHA9120D_2111_1-18GHz	Polarity: Horizontal
EUT: SkyNet IAB Node	Power: By PoE
Test Mode: Transmit by 802.11ax-HE80 at 5290MHz	

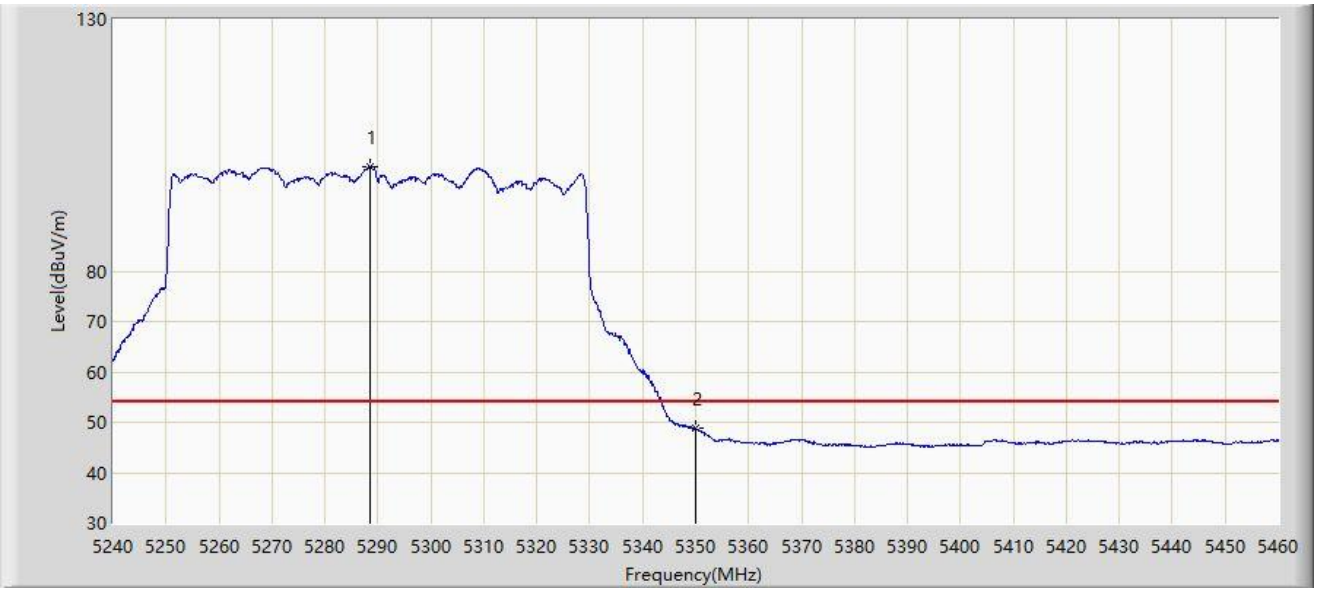

No	Mark	Frequency (MHz)	Measure Level (dBµV/m)	Reading Level (dBµV)	Margin (dB)	Limit (dBµV/m)	Factor (dB/m)	Type
1		5288.400	100.644	97.856	N/A	N/A	2.787	AV
2	*	5350.000	48.765	45.954	-5.235	54.000	2.811	AV

Note 1: " * ", means this data is the worst emission level.

Note 2: Measure Level (dBµV/m) = Reading Level (dBµV) + Factor (dB/m).

Note 3: Factor (dB/m) = Cable Loss (dB) + Antenna Factor (dB/m) - Pre_Amplifier Gain (dB).

Site: NS-AC1	Test Date: 2024-08-15
Limit: FCC_5G_RE(3m)	Engineer: Ted Chen
Probe: NS-AC1_BBHA9120D_2111_1-18GHz	Polarity: Vertical
EUT: SkyNet IAB Node	Power: By PoE
Test Mode: Transmit by 802.11ax-HE80 at 5290MHz	

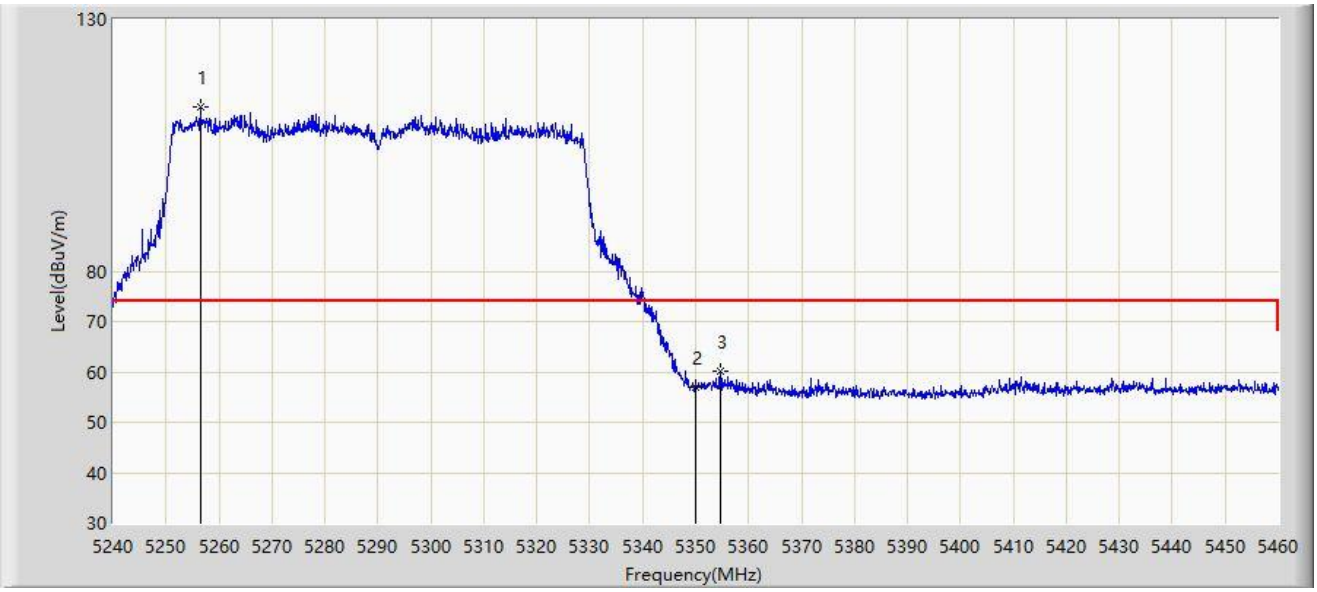

No	Mark	Frequency (MHz)	Measure Level (dBµV/m)	Reading Level (dBµV)	Margin (dB)	Limit (dBµV/m)	Factor (dB/m)	Type
1		5256.500	112.719	109.389	N/A	N/A	3.330	PK
2		5350.000	57.079	54.268	-16.921	74.000	2.811	PK
3	*	5354.620	60.020	57.233	-13.980	74.000	2.786	PK

Note 1: " * ", means this data is the worst emission level.

Note 2: Measure Level (dBµV/m) = Reading Level (dBµV) + Factor (dB/m).

Note 3: Factor (dB/m) = Cable Loss (dB) + Antenna Factor (dB/m) - Pre_Amplifier Gain (dB).

Site: NS-AC1	Test Date: 2024-08-15
Limit: FCC_5G_RE(3m)	Engineer: Ted Chen
Probe: NS-AC1_BBHA9120D_2111_1-18GHz	Polarity: Vertical
EUT: SkyNet IAB Node	Power: By PoE
Test Mode: Transmit by 802.11ax-HE80 at 5290MHz	

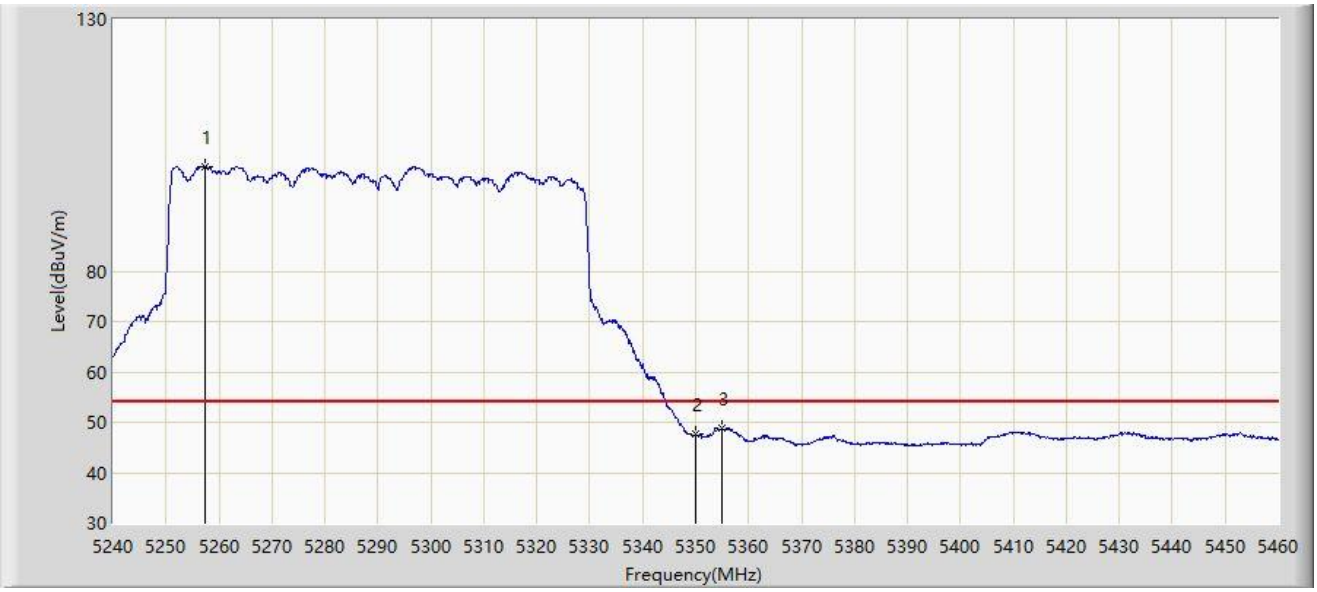

No	Mark	Frequency (MHz)	Measure Level (dBµV/m)	Reading Level (dBµV)	Margin (dB)	Limit (dBµV/m)	Factor (dB/m)	Type
1		5257.380	100.843	97.561	N/A	N/A	3.282	AV
2		5350.000	47.579	44.768	-6.421	54.000	2.811	AV
3	*	5355.060	48.772	45.992	-5.228	54.000	2.779	AV

Note 1: " * ", means this data is the worst emission level.

Note 2: Measure Level (dBµV/m) = Reading Level (dBµV) + Factor (dB/m).

Note 3: Factor (dB/m) = Cable Loss (dB) + Antenna Factor (dB/m) - Pre_Amplifier Gain (dB).

Site: NS-AC1	Test Date: 2024-08-15
Limit: FCC_5G_RE(3m)	Engineer: Ted Chen
Probe: NS-AC1_BBHA9120D_2111_1-18GHz	Polarity: Horizontal
EUT: SkyNet IAB Node	Power: By PoE
Test Mode: Transmit by 802.11ax-HE80 at 5530MHz	

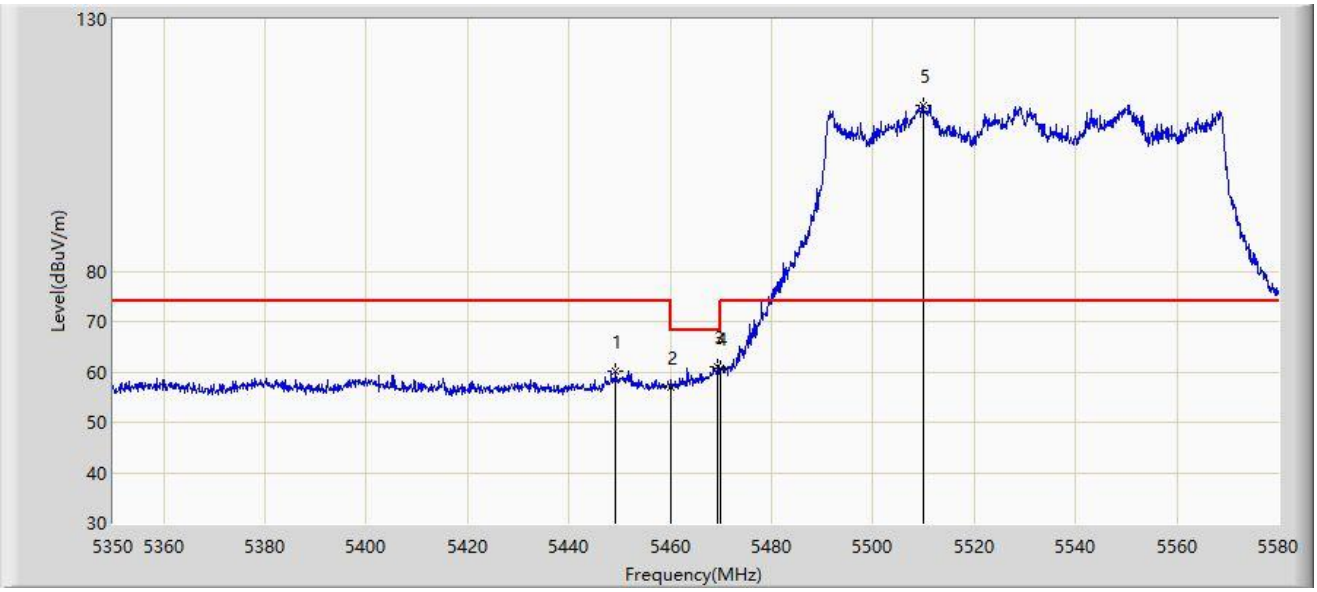

No	Mark	Frequency (MHz)	Measure Level (dBµV/m)	Reading Level (dBµV)	Margin (dB)	Limit (dBµV/m)	Factor (dB/m)	Type
1		5449.245	60.028	57.309	-13.972	74.000	2.719	PK
2		5460.000	56.837	54.086	-17.163	74.000	2.751	PK
3	*	5469.370	60.944	58.087	-7.256	68.200	2.856	PK
4		5470.000	60.657	57.793	-7.543	68.200	2.864	PK
5		5509.850	113.002	110.437	N/A	N/A	2.566	PK

Note 1: " * ", means this data is the worst emission level.

Note 2: Measure Level (dBµV/m) = Reading Level (dBµV) + Factor (dB/m).

Note 3: Factor (dB/m) = Cable Loss (dB) + Antenna Factor (dB/m) - Pre_Amplifier Gain (dB).

Site: NS-AC1	Test Date: 2024-08-15
Limit: FCC_5G_RE(3m)	Engineer: Ted Chen
Probe: NS-AC1_BBHA9120D_2111_1-18GHz	Polarity: Horizontal
EUT: SkyNet IAB Node	Power: By PoE
Test Mode: Transmit by 802.11ax-HE80 at 5530MHz	

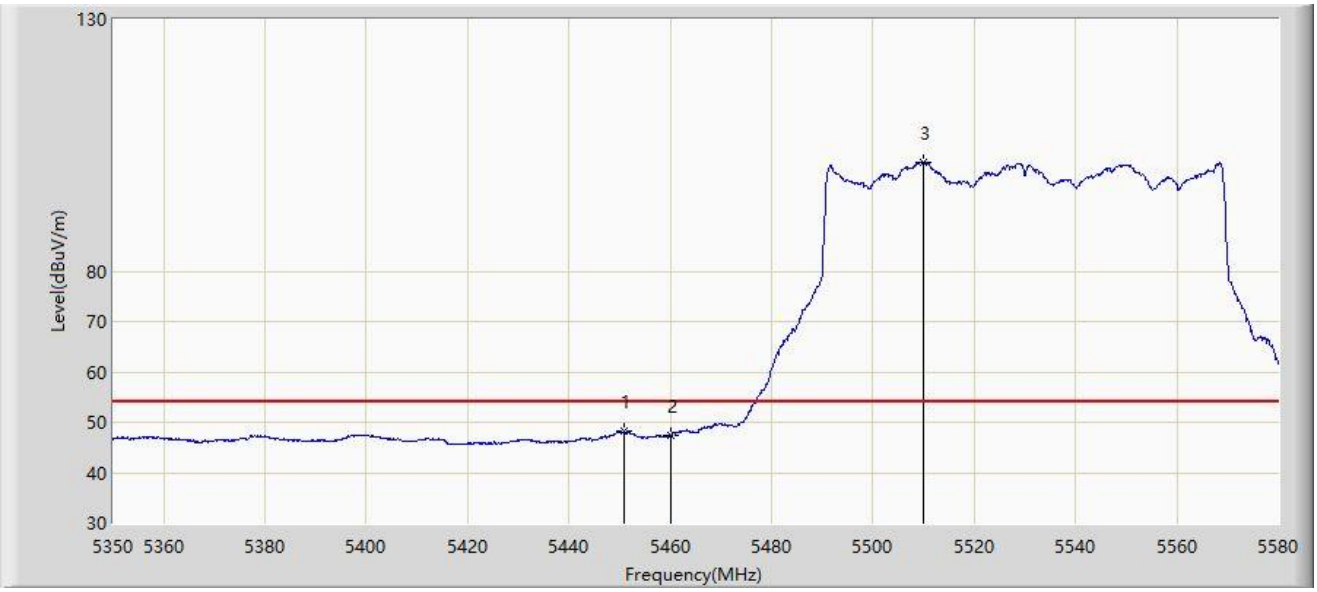

No	Mark	Frequency (MHz)	Measure Level (dBµV/m)	Reading Level (dBµV)	Margin (dB)	Limit (dBµV/m)	Factor (dB/m)	Type
1	*	5450.740	48.172	45.464	-5.828	54.000	2.707	AV
2		5460.000	47.446	44.695	-6.554	54.000	2.751	AV
3		5510.080	101.675	99.103	N/A	N/A	2.572	AV

Note 1: " * ", means this data is the worst emission level.

Note 2: Measure Level (dBµV/m) = Reading Level (dBµV) + Factor (dB/m).

Note 3: Factor (dB/m) = Cable Loss (dB) + Antenna Factor (dB/m) - Pre_Amplifier Gain (dB).

Site: NS-AC1	Test Date: 2024-08-15
Limit: FCC_5G_RE(3m)	Engineer: Ted Chen
Probe: NS-AC1_BBHA9120D_2111_1-18GHz	Polarity: Vertical
EUT: SkyNet IAB Node	Power: By PoE
Test Mode: Transmit by 802.11ax-HE80 at 5530MHz	

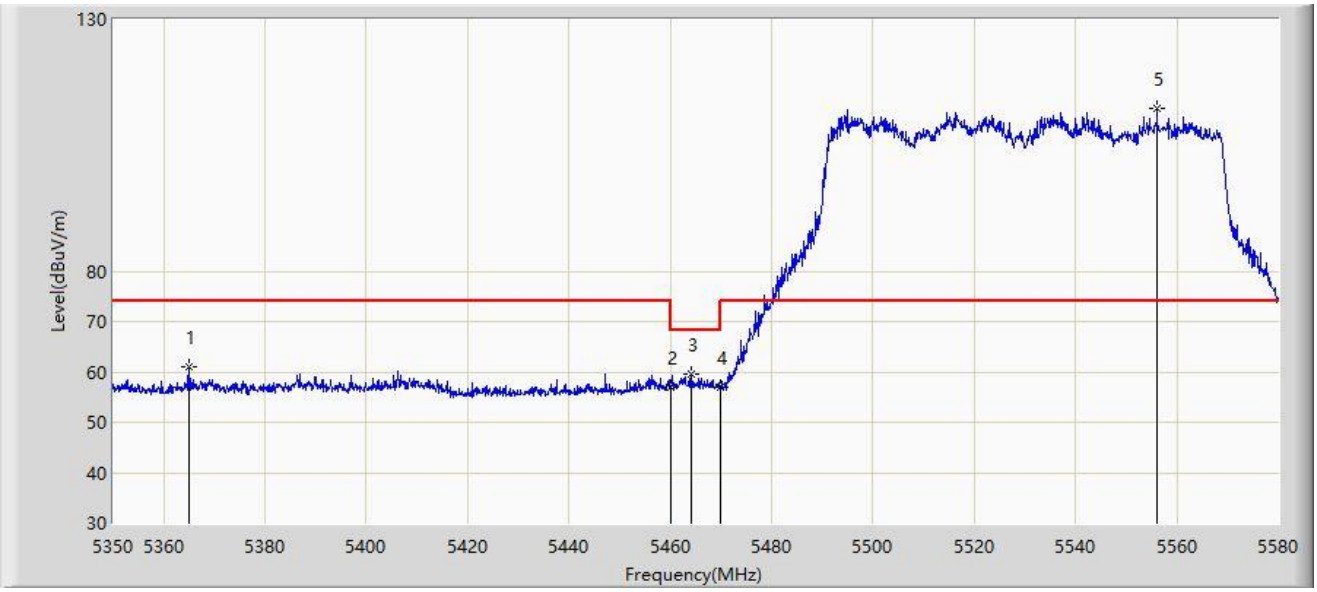

No	Mark	Frequency (MHz)	Measure Level (dBµV/m)	Reading Level (dBµV)	Margin (dB)	Limit (dBµV/m)	Factor (dB/m)	Type
1		5364.950	61.054	58.441	-12.946	74.000	2.613	PK
2		5460.000	57.058	54.307	-16.942	74.000	2.751	PK
3	*	5464.080	59.424	56.627	-8.776	68.200	2.797	PK
4		5470.000	57.061	54.197	-11.139	68.200	2.864	PK
5		5556.080	112.228	109.818	N/A	N/A	2.409	PK

Note 1: " * ", means this data is the worst emission level.

Note 2: Measure Level (dBµV/m) = Reading Level (dBµV) + Factor (dB/m).

Note 3: Factor (dB/m) = Cable Loss (dB) + Antenna Factor (dB/m) - Pre_Amplifier Gain (dB).

Site: NS-AC1	Test Date: 2024-08-15
Limit: FCC_5G_RE(3m)	Engineer: Ted Chen
Probe: NS-AC1_BBHA9120D_2111_1-18GHz	Polarity: Vertical
EUT: SkyNet IAB Node	Power: By PoE
Test Mode: Transmit by 802.11ax-HE80 at 5530MHz	

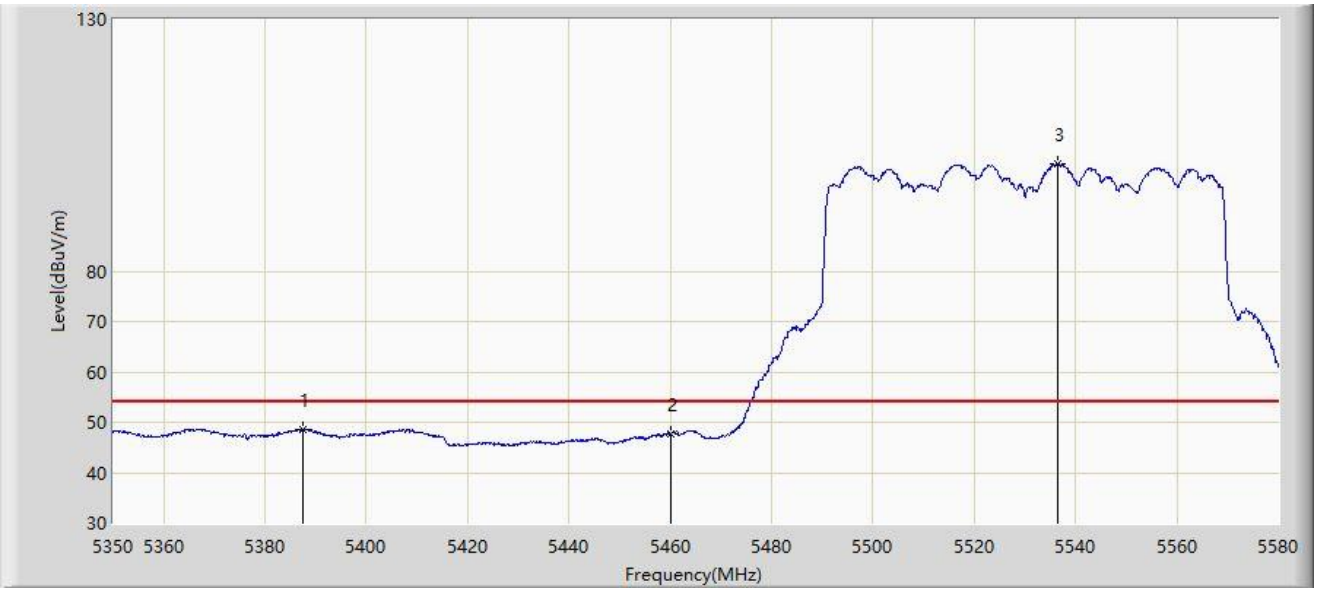

No	Mark	Frequency (MHz)	Measure Level (dBµV/m)	Reading Level (dBµV)	Margin (dB)	Limit (dBµV/m)	Factor (dB/m)	Type
1	*	5387.375	48.647	45.948	-5.353	54.000	2.699	AV
2		5460.000	47.771	45.020	-6.229	54.000	2.751	AV
3		5536.530	101.352	98.511	N/A	N/A	2.840	AV

Note 1: " * ", means this data is the worst emission level.

Note 2: Measure Level (dBµV/m) = Reading Level (dBµV) + Factor (dB/m).

Note 3: Factor (dB/m) = Cable Loss (dB) + Antenna Factor (dB/m) - Pre_Amplifier Gain (dB).

Site: NS-AC1	Test Date: 2024-08-15
Limit: FCC_5G_RE(3m)	Engineer: Ted Chen
Probe: NS-AC1_BBHA9120D_2111_1-18GHz	Polarity: Horizontal
EUT: SkyNet IAB Node	Power: By PoE
Test Mode: Transmit by 802.11ax-HE80 at 5610MHz	

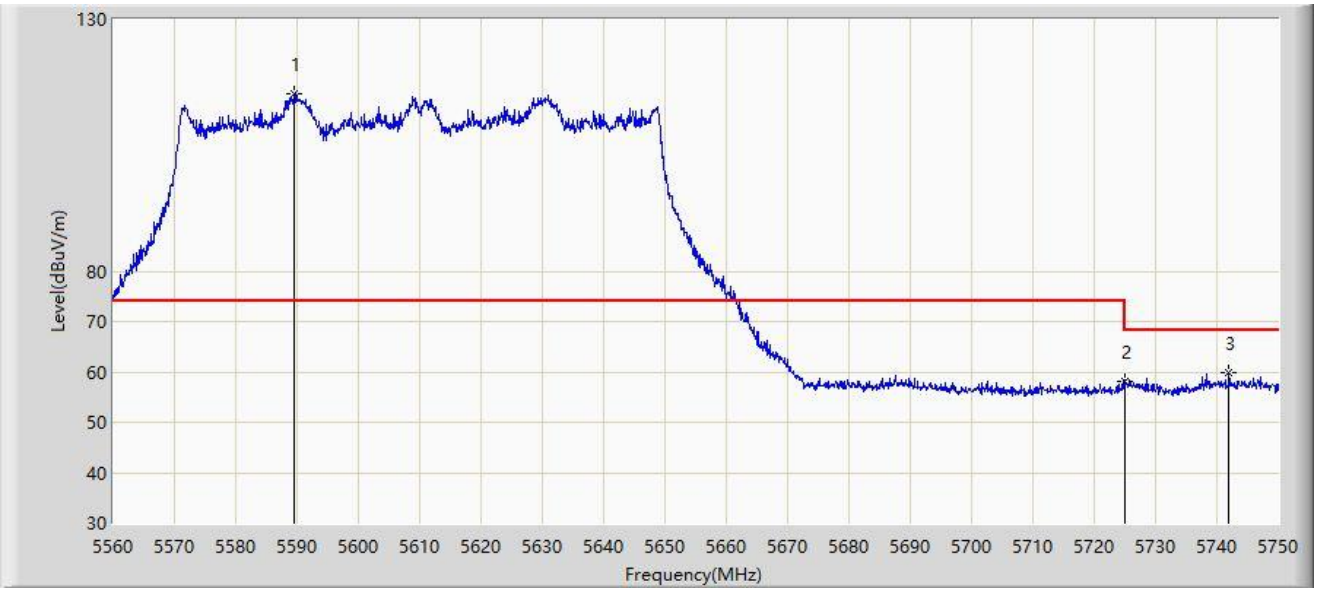

No	Mark	Frequency (MHz)	Measure Level (dBµV/m)	Reading Level (dBµV)	Margin (dB)	Limit (dBµV/m)	Factor (dB/m)	Type
1		5589.545	115.204	112.007	N/A	N/A	3.197	PK
2		5725.000	58.055	54.741	-10.145	68.200	3.314	PK
3	*	5742.020	59.956	56.468	-8.244	68.200	3.488	PK

Note 1: " * ", means this data is the worst emission level.

Note 2: Measure Level (dBµV/m) = Reading Level (dBµV) + Factor (dB/m).

Note 3: Factor (dB/m) = Cable Loss (dB) + Antenna Factor (dB/m) - Pre_Amplifier Gain (dB).

Site: NS-AC1	Test Date: 2024-08-15
Limit: FCC_5G_RE(3m)	Engineer: Ted Chen
Probe: NS-AC1_BBHA9120D_2111_1-18GHz	Polarity: Vertical
EUT: SkyNet IAB Node	Power: By PoE
Test Mode: Transmit by 802.11ax-HE80 at 5610MHz	

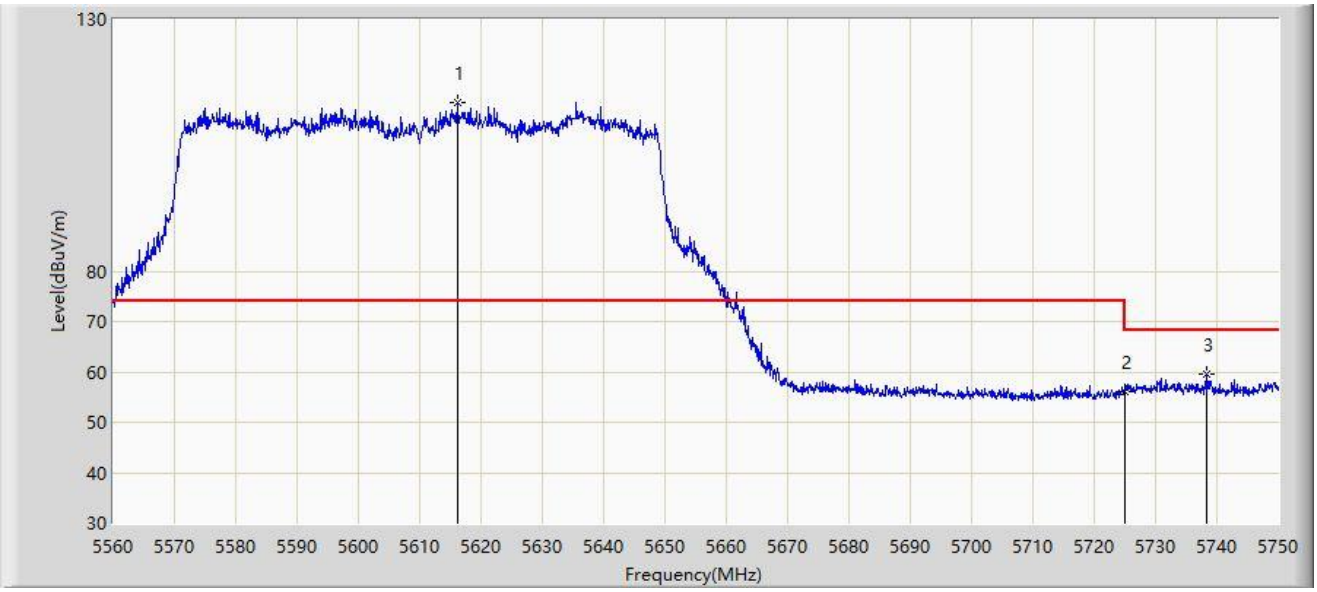

No	Mark	Frequency (MHz)	Measure Level (dBµV/m)	Reading Level (dBµV)	Margin (dB)	Limit (dBµV/m)	Factor (dB/m)	Type
1		5616.145	113.409	110.613	N/A	N/A	2.795	PK
2		5725.000	56.217	52.903	-11.983	68.200	3.314	PK
3	*	5738.220	59.508	56.056	-8.692	68.200	3.452	PK

Note 1: " * ", means this data is the worst emission level.

Note 2: Measure Level (dBµV/m) = Reading Level (dBµV) + Factor (dB/m).

Note 3: Factor (dB/m) = Cable Loss (dB) + Antenna Factor (dB/m) - Pre_Amplifier Gain (dB).

Site: NS-AC1	Test Date: 2024-08-15
Limit: FCC_5.8G_RE(3m)	Engineer: Ted Chen
Probe: NS-AC1_BBHA9120D_2111_1-18GHz	Polarity: Horizontal
EUT: SkyNet IAB Node	Power: By PoE
Test Mode: Transmit by 802.11ax-HE80 at 5775MHz	

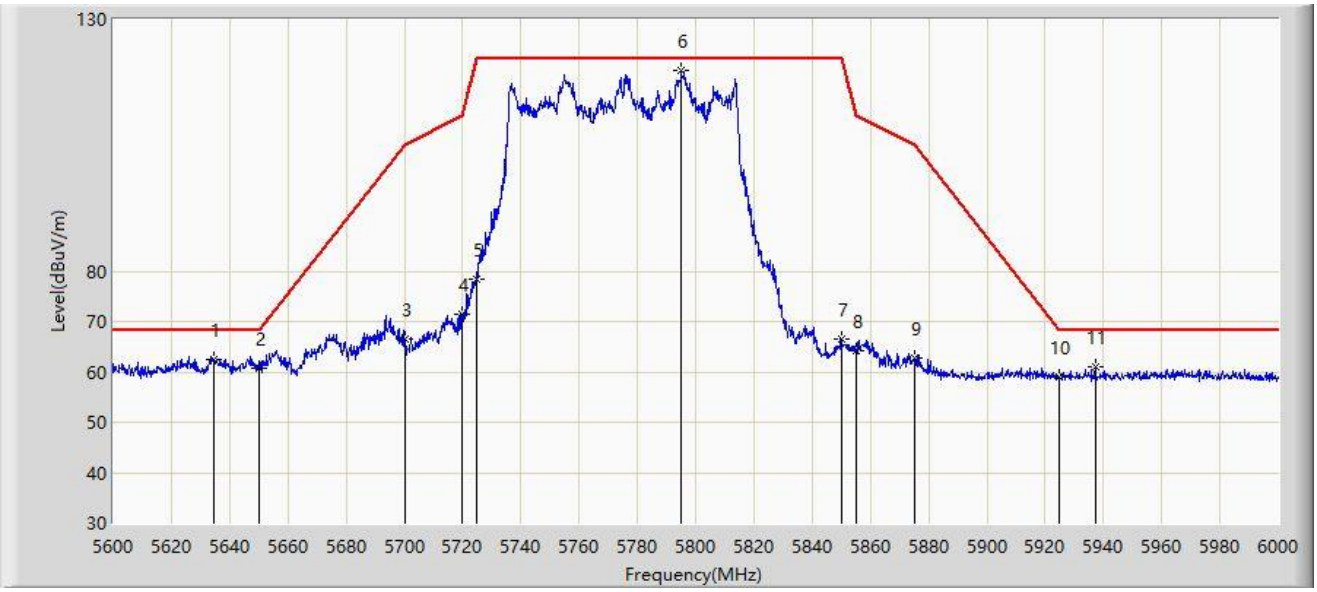

No	Mark	Frequency (MHz)	Measure Level (dBµV/m)	Reading Level (dBµV)	Margin (dB)	Limit (dBµV/m)	Factor (dB/m)	Type
1	*	5634.600	62.556	59.489	-5.644	68.200	3.067	PK
2		5650.000	60.596	57.711	-7.604	68.200	2.885	PK
3		5700.000	66.522	63.255	-38.678	105.200	3.267	PK
4		5720.000	71.373	68.180	-39.427	110.800	3.192	PK
5		5725.000	78.403	75.089	-43.797	122.200	3.314	PK
6		5795.000	119.901	116.317	N/A	N/A	3.584	PK
7		5850.000	66.379	62.952	-55.821	122.200	3.427	PK
8		5855.000	64.233	60.732	-46.567	110.800	3.502	PK
9		5875.000	62.863	59.220	-42.337	105.200	3.644	PK
10		5925.000	59.069	55.284	-9.131	68.200	3.784	PK
11		5937.200	60.944	57.223	-7.256	68.200	3.720	PK

Note 1: " * ", means this data is the worst emission level.

Note 2: Measure Level (dBµV/m) = Reading Level (dBµV) + Factor (dB/m).

Note 3: Factor (dB/m) = Cable Loss (dB) + Antenna Factor (dB/m) - Pre_Amplifier Gain (dB).

Site: NS-AC1	Test Date: 2024-08-15
Limit: FCC_5.8G_RE(3m)	Engineer: Ted Chen
Probe: NS-AC1_BBHA9120D_2111_1-18GHz	Polarity: Vertical
EUT: SkyNet IAB Node	Power: By PoE
Test Mode: Transmit by 802.11ax-HE80 at 5775MHz	

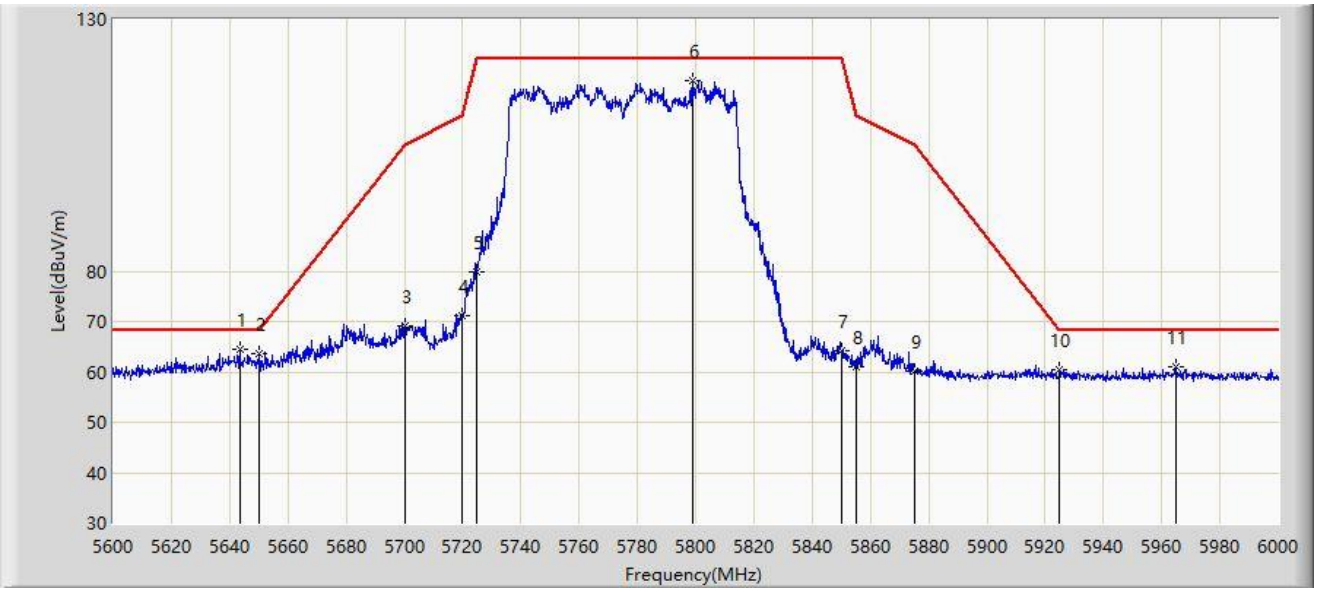

No	Mark	Frequency (MHz)	Measure Level (dBµV/m)	Reading Level (dBµV)	Margin (dB)	Limit (dBµV/m)	Factor (dB/m)	Type
1	*	5643.400	64.497	61.459	-3.703	68.200	3.038	PK
2		5650.000	63.553	60.668	-4.647	68.200	2.885	PK
3		5700.000	69.137	65.870	-36.063	105.200	3.267	PK
4		5720.000	71.112	67.919	-39.688	110.800	3.192	PK
5		5725.000	79.842	76.528	-42.358	122.200	3.314	PK
6		5799.200	117.785	114.234	N/A	N/A	3.551	PK
7		5850.000	64.072	60.645	-58.128	122.200	3.427	PK
8		5855.000	61.077	57.576	-49.723	110.800	3.502	PK
9		5875.000	60.167	56.524	-45.033	105.200	3.644	PK
10		5925.000	60.499	56.714	-7.701	68.200	3.784	PK
11		5964.800	61.098	56.913	-7.102	68.200	4.186	PK

Note 1: " * ", means this data is the worst emission level.

Note 2: Measure Level (dBµV/m) = Reading Level (dBµV) + Factor (dB/m).

Note 3: Factor (dB/m) = Cable Loss (dB) + Antenna Factor (dB/m) - Pre_Amplifier Gain (dB).

Site: NS-AC1	Test Date: 2024-08-15
Limit: FCC_5G_RE(3m)	Engineer: Ted Chen
Probe: NS-AC1_BBHA9120D_2111_1-18GHz	Polarity: Horizontal
EUT: SkyNet IAB Node	Power: By PoE
Test Mode: Transmit by 802.11ax-HE160 at 5250MHz	

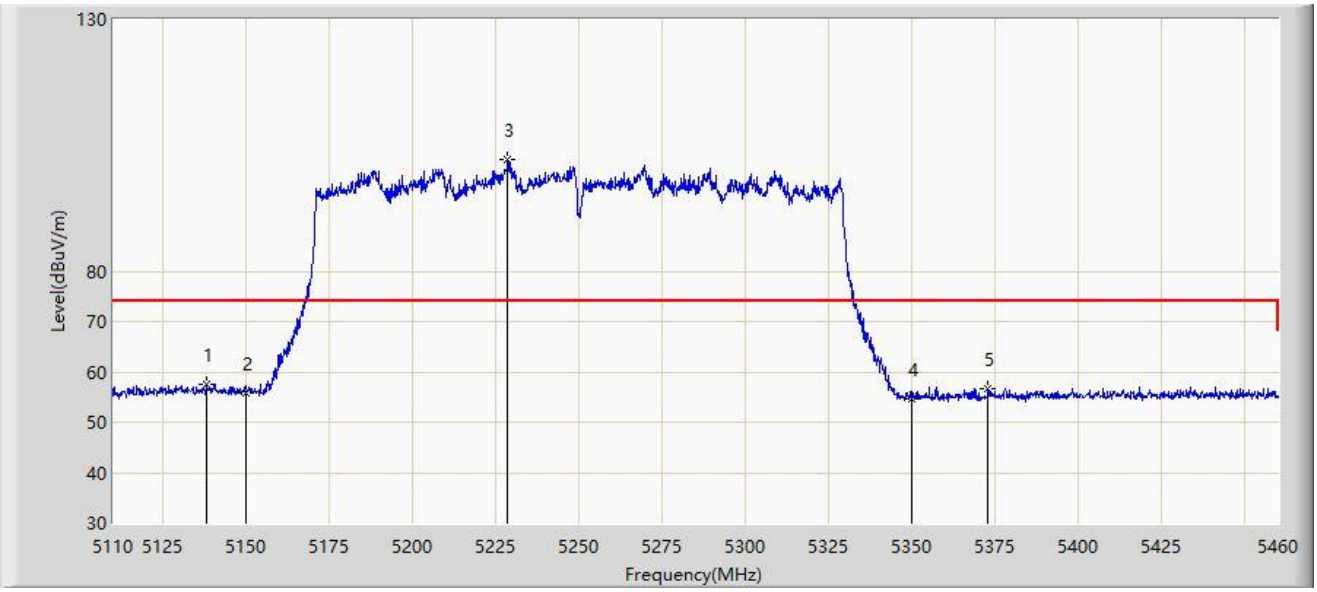

No	Mark	Frequency (MHz)	Measure Level (dBµV/m)	Reading Level (dBµV)	Margin (dB)	Limit (dBµV/m)	Factor (dB/m)	Type
1	*	5138.175	57.660	53.434	-16.340	74.000	4.227	PK
2		5150.000	55.818	51.628	-18.182	74.000	4.189	PK
3		5228.475	102.192	98.924	N/A	N/A	3.268	PK
4		5350.000	54.642	51.831	-19.358	74.000	2.811	PK
5		5372.850	56.589	54.010	-17.411	74.000	2.579	PK

Note 1: " * ", means this data is the worst emission level.

Note 2: Measure Level (dBµV/m) = Reading Level (dBµV) + Factor (dB/m).

Note 3: Factor (dB/m) = Cable Loss (dB) + Antenna Factor (dB/m) - Pre_Amplifier Gain (dB).

Site: NS-AC1	Test Date: 2024-08-15
Limit: FCC_5G_RE(3m)	Engineer: Ted Chen
Probe: NS-AC1_BBHA9120D_2111_1-18GHz	Polarity: Horizontal
EUT: SkyNet IAB Node	Power: By PoE
Test Mode: Transmit by 802.11ax-HE160 at 5250MHz	

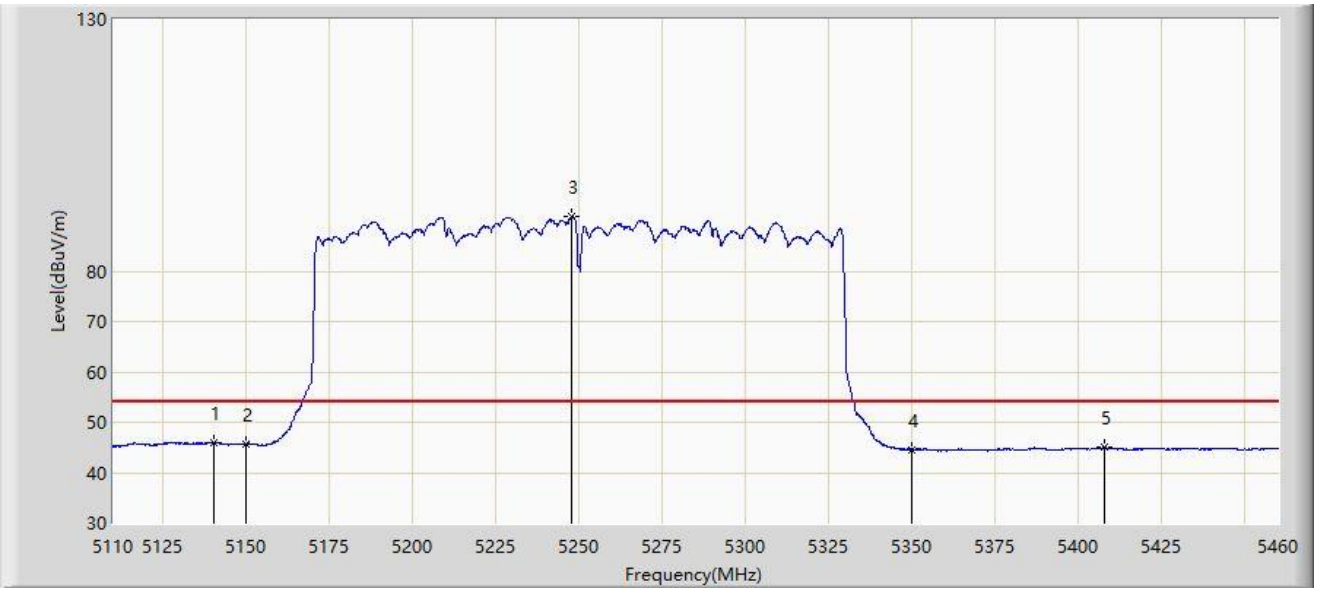

No	Mark	Frequency (MHz)	Measure Level (dBµV/m)	Reading Level (dBµV)	Margin (dB)	Limit (dBµV/m)	Factor (dB/m)	Type
1	*	5140.100	46.053	41.817	-7.947	54.000	4.236	AV
2		5150.000	45.713	41.523	-8.287	54.000	4.189	AV
3		5247.900	90.875	87.236	N/A	N/A	3.640	AV
4		5350.000	44.579	41.768	-9.421	54.000	2.811	AV
5		5407.675	45.026	42.304	-8.974	54.000	2.721	AV

Note 1: " * ", means this data is the worst emission level.

Note 2: Measure Level (dBµV/m) = Reading Level (dBµV) + Factor (dB/m).

Note 3: Factor (dB/m) = Cable Loss (dB) + Antenna Factor (dB/m) - Pre_Amplifier Gain (dB).

Site: NS-AC1	Test Date: 2024-08-15
Limit: FCC_5G_RE(3m)	Engineer: Ted Chen
Probe: NS-AC1_BBHA9120D_2111_1-18GHz	Polarity: Vertical
EUT: SkyNet IAB Node	Power: By PoE
Test Mode: Transmit by 802.11ax-HE160 at 5250MHz	

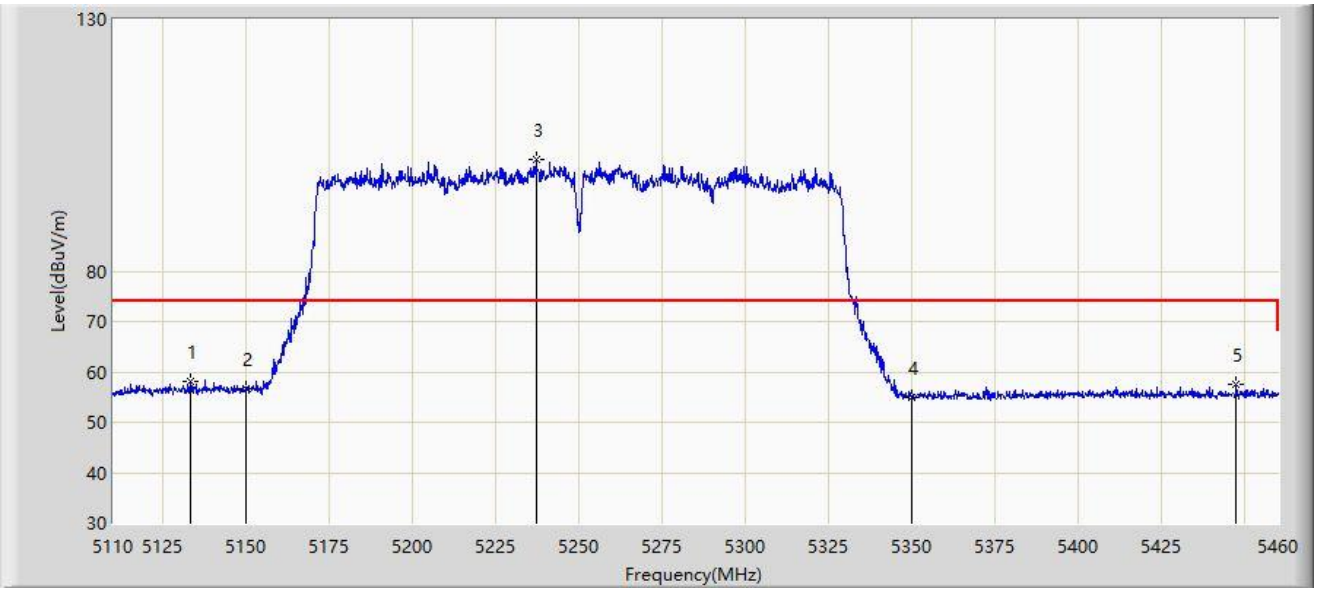

No	Mark	Frequency (MHz)	Measure Level (dBµV/m)	Reading Level (dBµV)	Margin (dB)	Limit (dBµV/m)	Factor (dB/m)	Type
1	*	5133.275	58.143	53.942	-15.857	74.000	4.200	PK
2		5150.000	56.526	52.336	-17.474	74.000	4.189	PK
3		5237.050	102.119	98.686	N/A	N/A	3.433	PK
4		5350.000	54.956	52.145	-19.044	74.000	2.811	PK
5		5447.400	57.407	54.675	-16.593	74.000	2.731	PK

Note 1: " * ", means this data is the worst emission level.

Note 2: Measure Level (dBµV/m) = Reading Level (dBµV) + Factor (dB/m).

Note 3: Factor (dB/m) = Cable Loss (dB) + Antenna Factor (dB/m) - Pre_Amplifier Gain (dB).

Site: NS-AC1	Test Date: 2024-08-15
Limit: FCC_5G_RE(3m)	Engineer: Ted Chen
Probe: NS-AC1_BBHA9120D_2111_1-18GHz	Polarity: Vertical
EUT: SkyNet IAB Node	Power: By PoE
Test Mode: Transmit by 802.11ax-HE160 at 5250MHz	

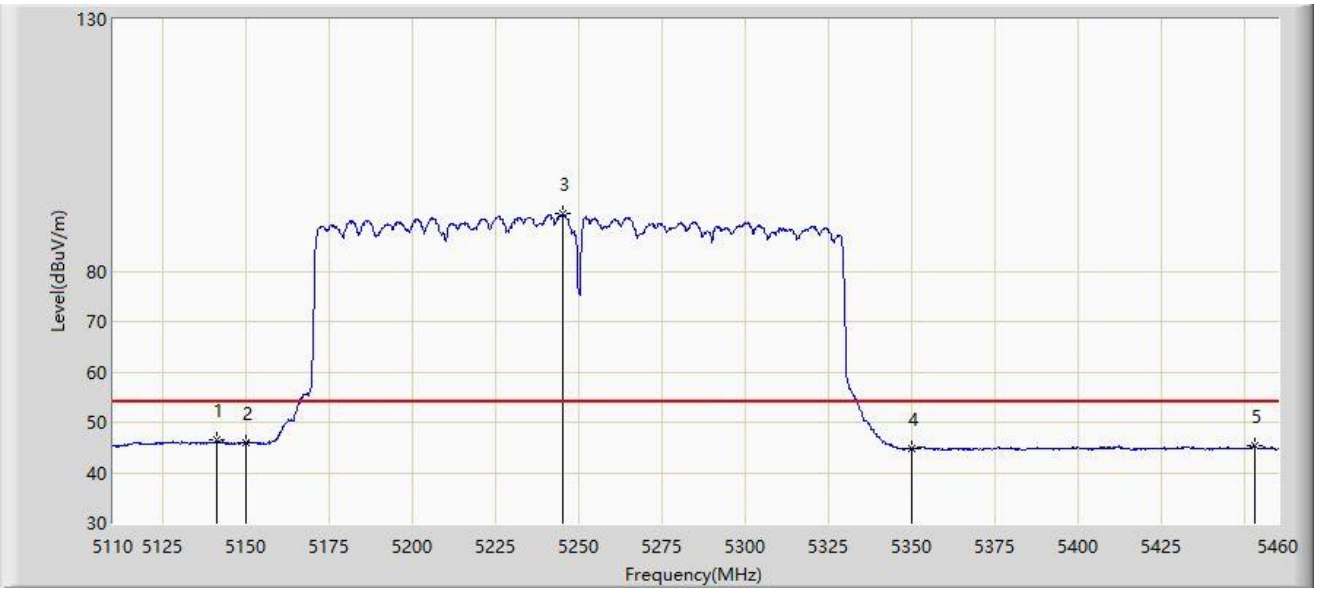

No	Mark	Frequency (MHz)	Measure Level (dBµV/m)	Reading Level (dBµV)	Margin (dB)	Limit (dBµV/m)	Factor (dB/m)	Type
1	*	5141.150	46.377	42.135	-7.623	54.000	4.241	AV
2		5150.000	45.975	41.785	-8.025	54.000	4.189	AV
3		5245.100	91.418	87.832	N/A	N/A	3.586	AV
4		5350.000	44.781	41.970	-9.219	54.000	2.811	AV
5		5452.825	45.405	42.712	-8.595	54.000	2.692	AV

Note 1: " * ", means this data is the worst emission level.

Note 2: Measure Level (dBµV/m) = Reading Level (dBµV) + Factor (dB/m).

Note 3: Factor (dB/m) = Cable Loss (dB) + Antenna Factor (dB/m) - Pre_Amplifier Gain (dB).

Site: NS-AC1	Test Date: 2024-08-15
Limit: FCC_5G_RE(3m)	Engineer: Ted Chen
Probe: NS-AC1_BBHA9120D_2111_1-18GHz	Polarity: Horizontal
EUT: SkyNet IAB Node	Power: By PoE
Test Mode: Transmit by 802.11ax-HE160 at 5570MHz	

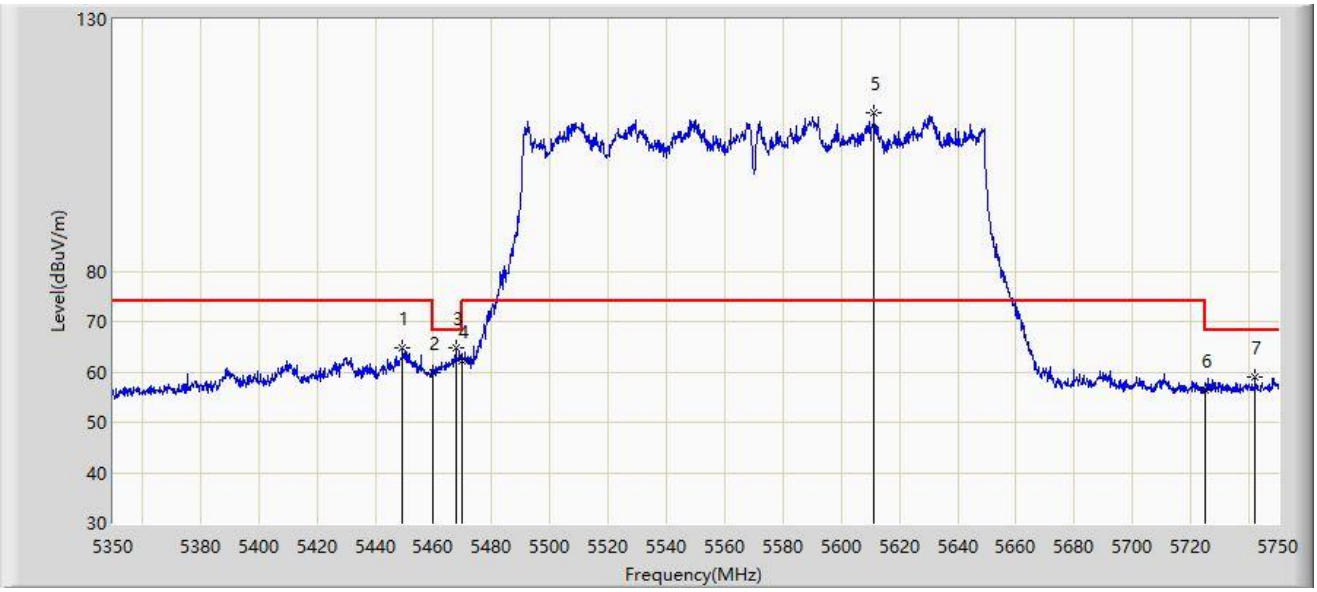

No	Mark	Frequency (MHz)	Measure Level (dBµV/m)	Reading Level (dBµV)	Margin (dB)	Limit (dBµV/m)	Factor (dB/m)	Type
1		5449.400	64.737	62.019	-9.263	74.000	2.717	PK
2		5460.000	59.819	57.068	-14.181	74.000	2.751	PK
3	*	5467.800	64.780	61.941	-3.420	68.200	2.839	PK
4		5470.000	62.119	59.255	-6.081	68.200	2.864	PK
5		5611.200	111.584	108.931	N/A	N/A	2.653	PK
6		5725.000	56.465	53.151	-11.735	68.200	3.314	PK
7		5742.200	59.037	55.547	-9.163	68.200	3.489	PK

Note 1: " * ", means this data is the worst emission level.

Note 2: Measure Level (dBµV/m) = Reading Level (dBµV) + Factor (dB/m).

Note 3: Factor (dB/m) = Cable Loss (dB) + Antenna Factor (dB/m) - Pre_Amplifier Gain (dB).

Site: NS-AC1	Test Date: 2024-08-15
Limit: FCC_5G_RE(3m)	Engineer: Ted Chen
Probe: NS-AC1_BBHA9120D_2111_1-18GHz	Polarity: Horizontal
EUT: SkyNet IAB Node	Power: By PoE
Test Mode: Transmit by 802.11ax-HE160 at 5570MHz	

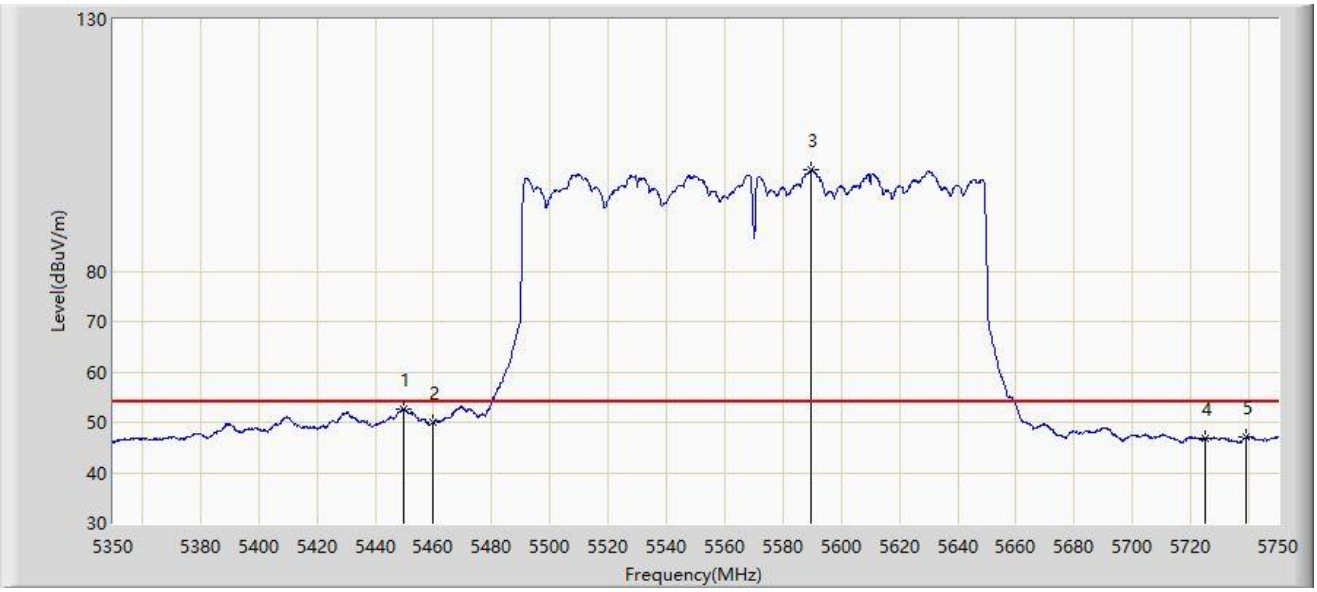

No	Mark	Frequency (MHz)	Measure Level (dBµV/m)	Reading Level (dBµV)	Margin (dB)	Limit (dBµV/m)	Factor (dB/m)	Type
1	*	5449.600	52.738	50.022	-1.262	54.000	2.717	AV
2		5460.000	50.017	47.266	-3.983	54.000	2.751	AV
3		5589.800	100.043	96.842	N/A	N/A	3.201	AV
4		5725.000	46.771	43.457	-7.229	54.000	3.314	AV
5		5739.000	47.097	43.637	-6.903	54.000	3.460	AV

Note 1: " * ", means this data is the worst emission level.

Note 2: Measure Level (dBµV/m) = Reading Level (dBµV) + Factor (dB/m).

Note 3: Factor (dB/m) = Cable Loss (dB) + Antenna Factor (dB/m) - Pre_Amplifier Gain (dB).

Site: NS-AC1	Test Date: 2024-08-15
Limit: FCC_5G_RE(3m)	Engineer: Ted Chen
Probe: NS-AC1_BBHA9120D_2111_1-18GHz	Polarity: Vertical
EUT: SkyNet IAB Node	Power: By PoE
Test Mode: Transmit by 802.11ax-HE160 at 5570MHz	

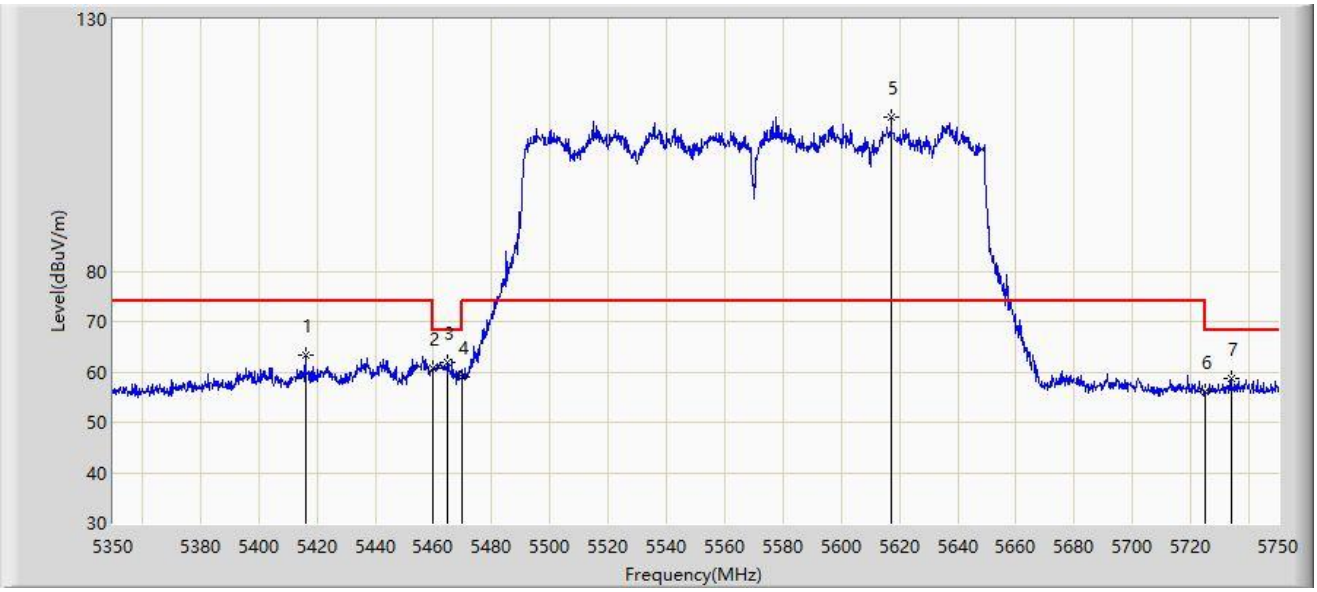

No	Mark	Frequency (MHz)	Measure Level (dBµV/m)	Reading Level (dBµV)	Margin (dB)	Limit (dBµV/m)	Factor (dB/m)	Type
1		5416.000	63.210	60.508	-10.790	74.000	2.701	PK
2		5460.000	60.794	58.043	-13.206	74.000	2.751	PK
3	*	5464.800	61.937	59.132	-6.263	68.200	2.805	PK
4		5470.000	59.012	56.148	-9.188	68.200	2.864	PK
5		5617.200	110.617	107.791	N/A	N/A	2.826	PK
6		5725.000	56.016	52.702	-12.184	68.200	3.314	PK
7		5734.000	58.614	55.201	-9.586	68.200	3.412	PK

Note 1: " * ", means this data is the worst emission level.

Note 2: Measure Level (dBµV/m) = Reading Level (dBµV) + Factor (dB/m).

Note 3: Factor (dB/m) = Cable Loss (dB) + Antenna Factor (dB/m) - Pre_Amplifier Gain (dB).

Site: NS-AC1	Test Date: 2024-08-15
Limit: FCC_5G_RE(3m)	Engineer: Ted Chen
Probe: NS-AC1_BBHA9120D_2111_1-18GHz	Polarity: Vertical
EUT: SkyNet IAB Node	Power: By PoE
Test Mode: Transmit by 802.11ax-HE160 at 5570MHz	

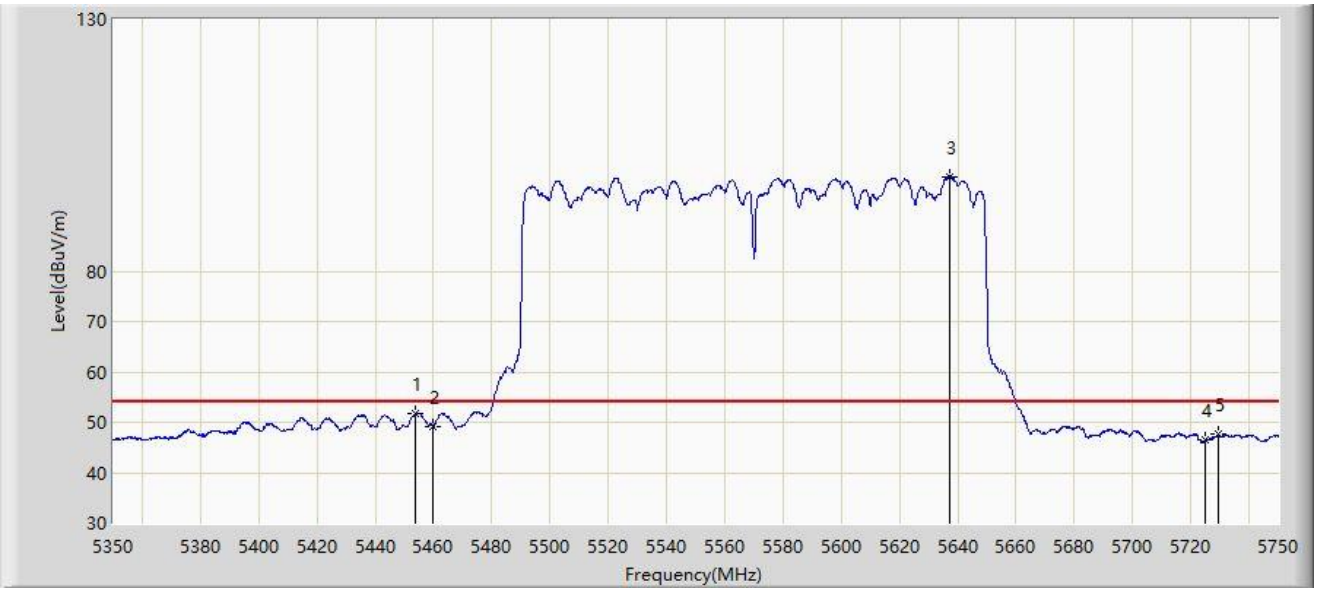

No	Mark	Frequency (MHz)	Measure Level (dBµV/m)	Reading Level (dBµV)	Margin (dB)	Limit (dBµV/m)	Factor (dB/m)	Type
1	*	5453.800	51.747	49.062	-2.253	54.000	2.685	AV
2		5460.000	49.163	46.412	-4.837	54.000	2.751	AV
3		5637.000	98.840	95.763	N/A	N/A	3.077	AV
4		5725.000	46.484	43.170	-7.516	54.000	3.314	AV
5		5729.400	47.546	44.176	-6.454	54.000	3.370	AV

Note 1: " * ", means this data is the worst emission level.

Note 2: Measure Level (dBµV/m) = Reading Level (dBµV) + Factor (dB/m).

Note 3: Factor (dB/m) = Cable Loss (dB) + Antenna Factor (dB/m) - Pre_Amplifier Gain (dB).

Site: NS-AC1	Test Date: 2024-08-15
Limit: FCC_5G_RE(3m)	Engineer: Ted Chen
Probe: NS-AC1_BBHA9120D_2111_1-18GHz	Polarity: Horizontal
EUT: SkyNet IAB Node	Power: By PoE
Test Mode: Transmit by 802.110 at be-EHT20 5180MHz	

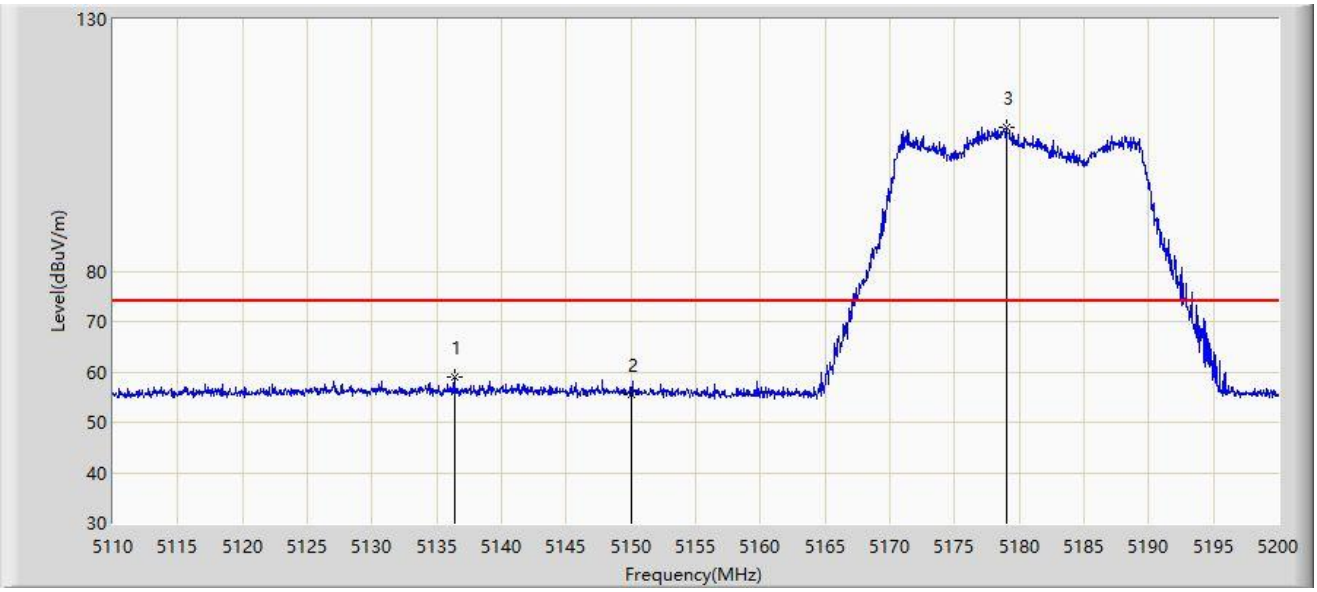

No	Mark	Frequency (MHz)	Measure Level (dBµV/m)	Reading Level (dBµV)	Margin (dB)	Limit (dBµV/m)	Factor (dB/m)	Type
1	*	5136.370	59.107	54.890	-14.893	74.000	4.217	PK
2		5150.000	55.624	51.434	-18.376	74.000	4.189	PK
3		5179.030	108.473	104.931	N/A	N/A	3.542	PK

Note 1: " * ", means this data is the worst emission level.

Note 2: Measure Level (dBµV/m) = Reading Level (dBµV) + Factor (dB/m).

Note 3: Factor (dB/m) = Cable Loss (dB) + Antenna Factor (dB/m) - Pre_Amplifier Gain (dB).

Site: NS-AC1	Test Date: 2024-08-15
Limit: FCC_5G_RE(3m)	Engineer: Ted Chen
Probe: NS-AC1_BBHA9120D_2111_1-18GHz	Polarity: Horizontal
EUT: SkyNet IAB Node	Power: By PoE
Test Mode: Transmit by 802.110 at be-EHT20 5180MHz	

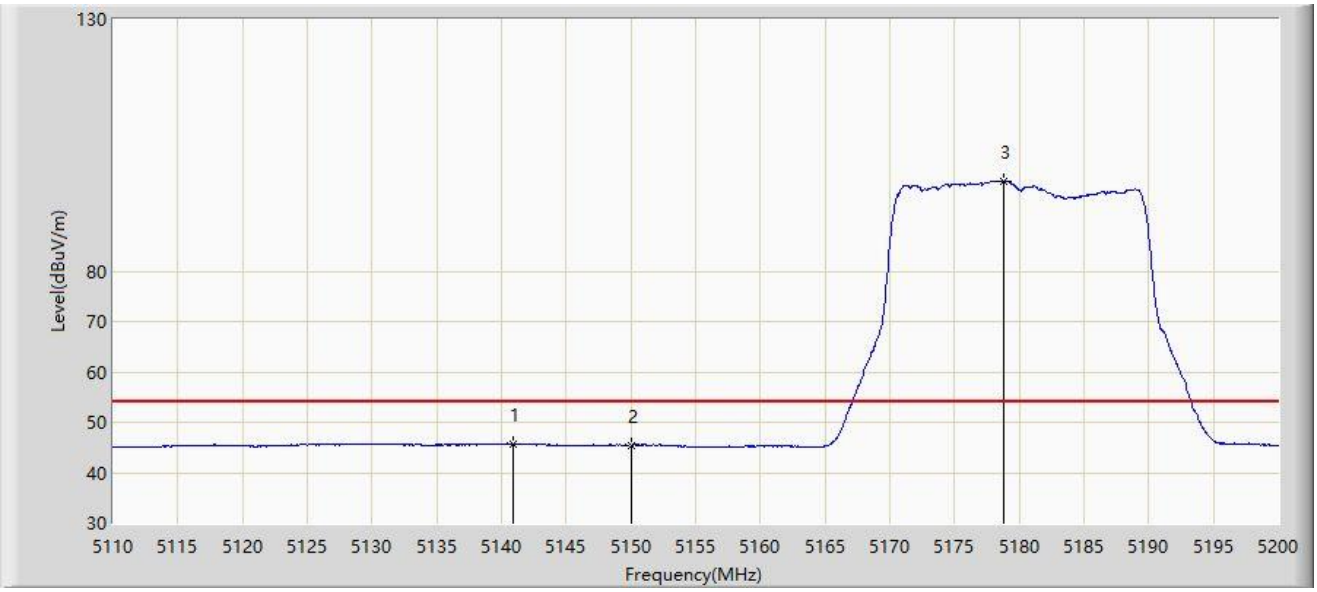

No	Mark	Frequency (MHz)	Measure Level (dBµV/m)	Reading Level (dBµV)	Margin (dB)	Limit (dBµV/m)	Factor (dB/m)	Type
1	*	5140.915	45.703	41.463	-8.297	54.000	4.240	AV
2		5150.000	45.491	41.301	-8.509	54.000	4.189	AV
3		5178.850	97.943	94.401	N/A	N/A	3.543	AV

Note 1: " * ", means this data is the worst emission level.

Note 2: Measure Level (dBµV/m) = Reading Level (dBµV) + Factor (dB/m).

Note 3: Factor (dB/m) = Cable Loss (dB) + Antenna Factor (dB/m) - Pre_Amplifier Gain (dB).

Site: NS-AC1	Test Date: 2024-08-15
Limit: FCC_5G_RE(3m)	Engineer: Ted Chen
Probe: NS-AC1_BBHA9120D_2111_1-18GHz	Polarity: Vertical
EUT: SkyNet IAB Node	Power: By PoE
Test Mode: Transmit by 802.110 at be-EHT20 5180MHz	

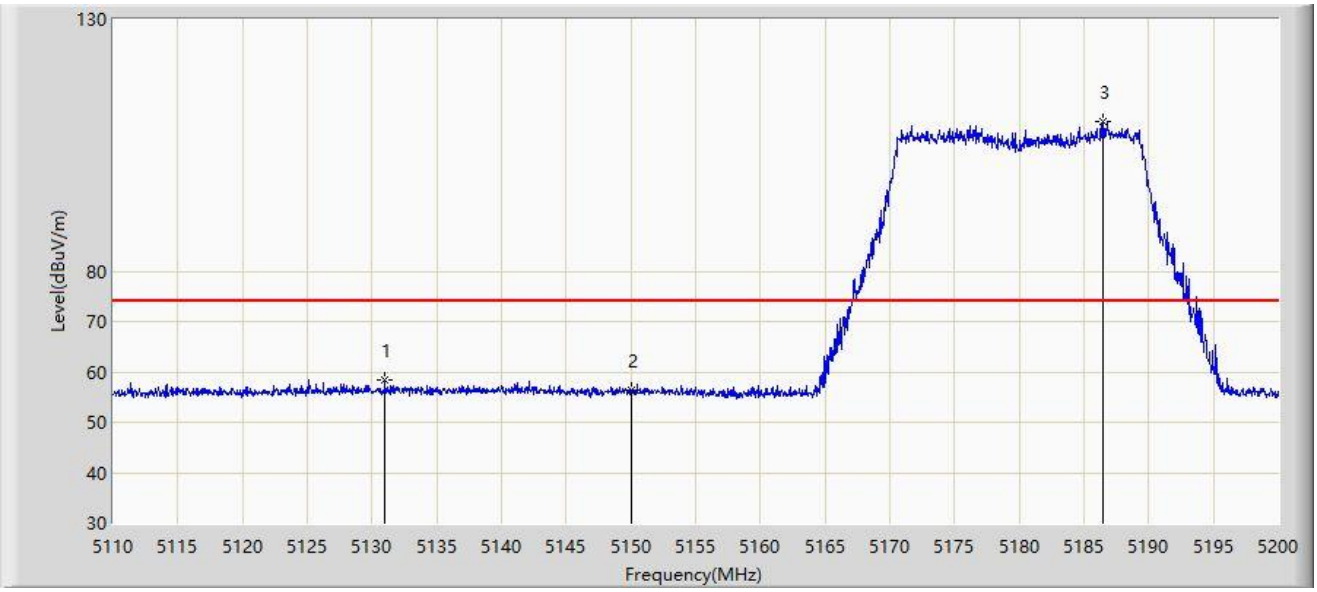

No	Mark	Frequency (MHz)	Measure Level (dBµV/m)	Reading Level (dBµV)	Margin (dB)	Limit (dBµV/m)	Factor (dB/m)	Type
1	*	5130.970	58.390	54.202	-15.610	74.000	4.188	PK
2		5150.000	56.507	52.317	-17.493	74.000	4.189	PK
3		5186.410	109.633	106.053	N/A	N/A	3.580	PK

Note 1: " * ", means this data is the worst emission level.

Note 2: Measure Level (dBµV/m) = Reading Level (dBµV) + Factor (dB/m).

Note 3: Factor (dB/m) = Cable Loss (dB) + Antenna Factor (dB/m) - Pre_Amplifier Gain (dB).

Site: NS-AC1	Test Date: 2024-08-15
Limit: FCC_5G_RE(3m)	Engineer: Ted Chen
Probe: NS-AC1_BBHA9120D_2111_1-18GHz	Polarity: Vertical
EUT: SkyNet IAB Node	Power: By PoE
Test Mode: Transmit by 802.110 at be-EHT20 5180MHz	

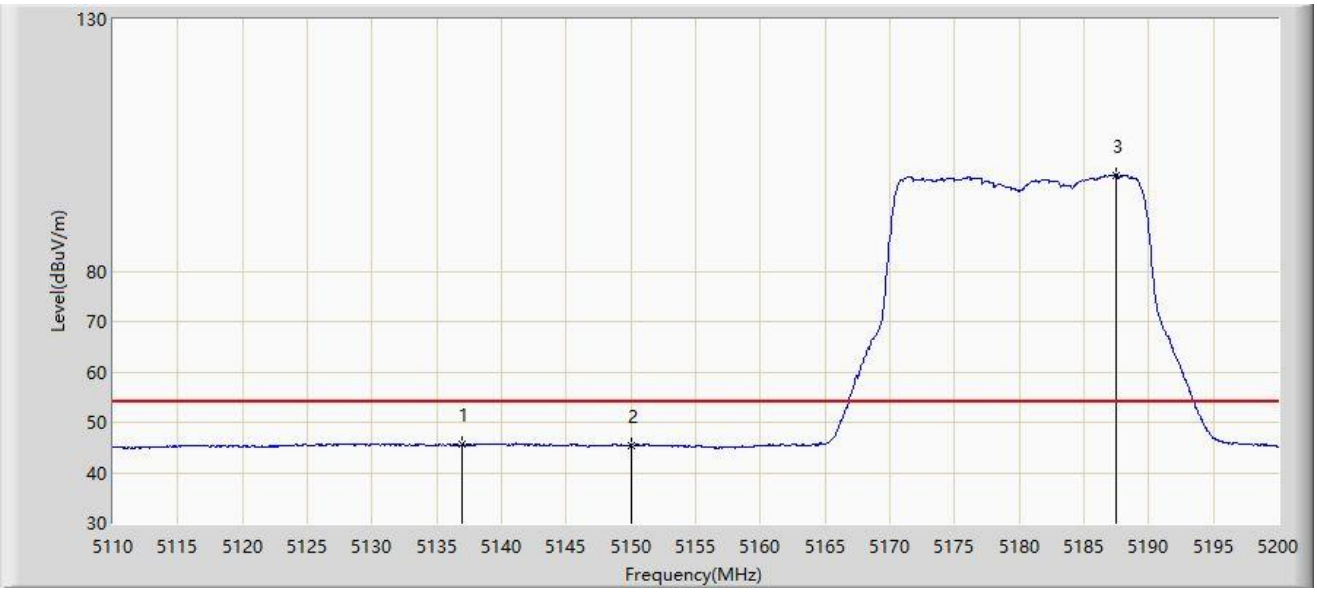

No	Mark	Frequency (MHz)	Measure Level (dBµV/m)	Reading Level (dBµV)	Margin (dB)	Limit (dBµV/m)	Factor (dB/m)	Type
1	*	5136.955	45.612	41.392	-8.388	54.000	4.219	AV
2		5150.000	45.399	41.209	-8.601	54.000	4.189	AV
3		5187.445	99.128	95.539	N/A	N/A	3.589	AV

Note 1: " * ", means this data is the worst emission level.

Note 2: Measure Level (dBµV/m) = Reading Level (dBµV) + Factor (dB/m).

Note 3: Factor (dB/m) = Cable Loss (dB) + Antenna Factor (dB/m) - Pre_Amplifier Gain (dB).

Site: NS-AC1	Test Date: 2024-08-15
Limit: FCC_5G_RE(3m)	Engineer: Ted Chen
Probe: NS-AC1_BBHA9120D_2111_1-18GHz	Polarity: Horizontal
EUT: SkyNet IAB Node	Power: By PoE
Test Mode: Transmit by 802.110 at be-EHT20 5320MHz	

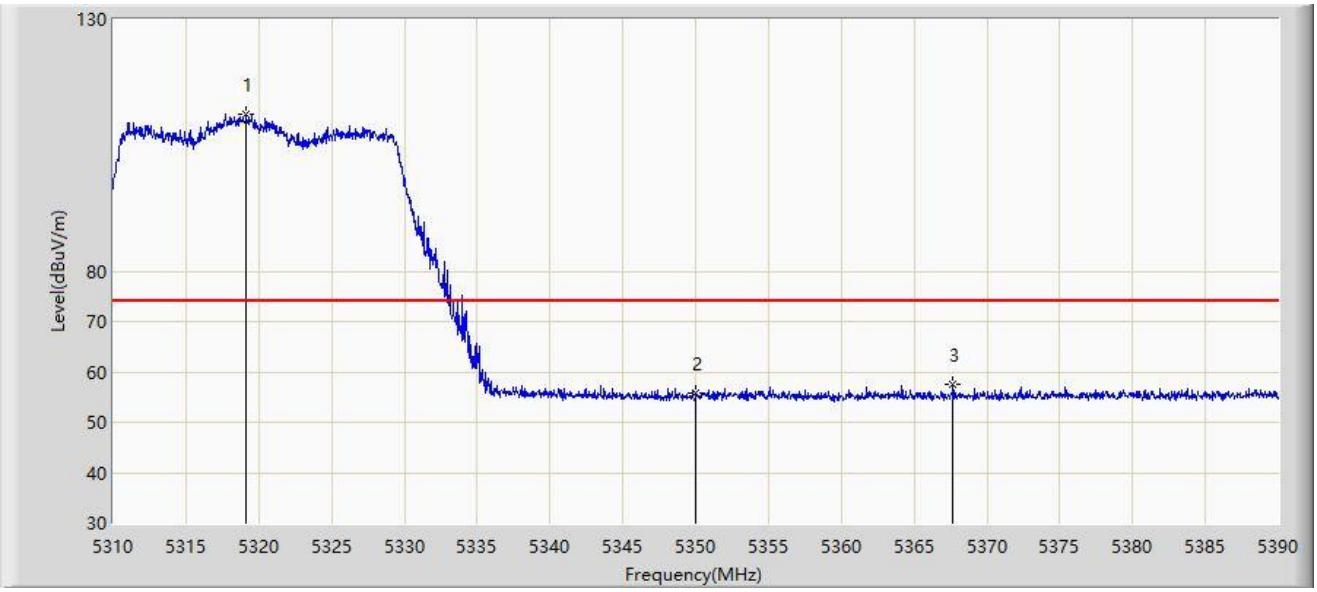

No	Mark	Frequency (MHz)	Measure Level (dBµV/m)	Reading Level (dBµV)	Margin (dB)	Limit (dBµV/m)	Factor (dB/m)	Type
1		5319.160	111.175	108.643	N/A	N/A	2.532	PK
2		5350.000	55.825	53.014	-18.175	74.000	2.811	PK
3	*	5367.680	57.558	54.991	-16.442	74.000	2.568	PK

Note 1: " * ", means this data is the worst emission level.

Note 2: Measure Level (dBµV/m) = Reading Level (dBµV) + Factor (dB/m).

Note 3: Factor (dB/m) = Cable Loss (dB) + Antenna Factor (dB/m) - Pre_Amplifier Gain (dB).

Site: NS-AC1	Test Date: 2024-08-15
Limit: FCC_5G_RE(3m)	Engineer: Ted Chen
Probe: NS-AC1_BBHA9120D_2111_1-18GHz	Polarity: Horizontal
EUT: SkyNet IAB Node	Power: By PoE
Test Mode: Transmit by 802.110 at be-EHT20 5320MHz	

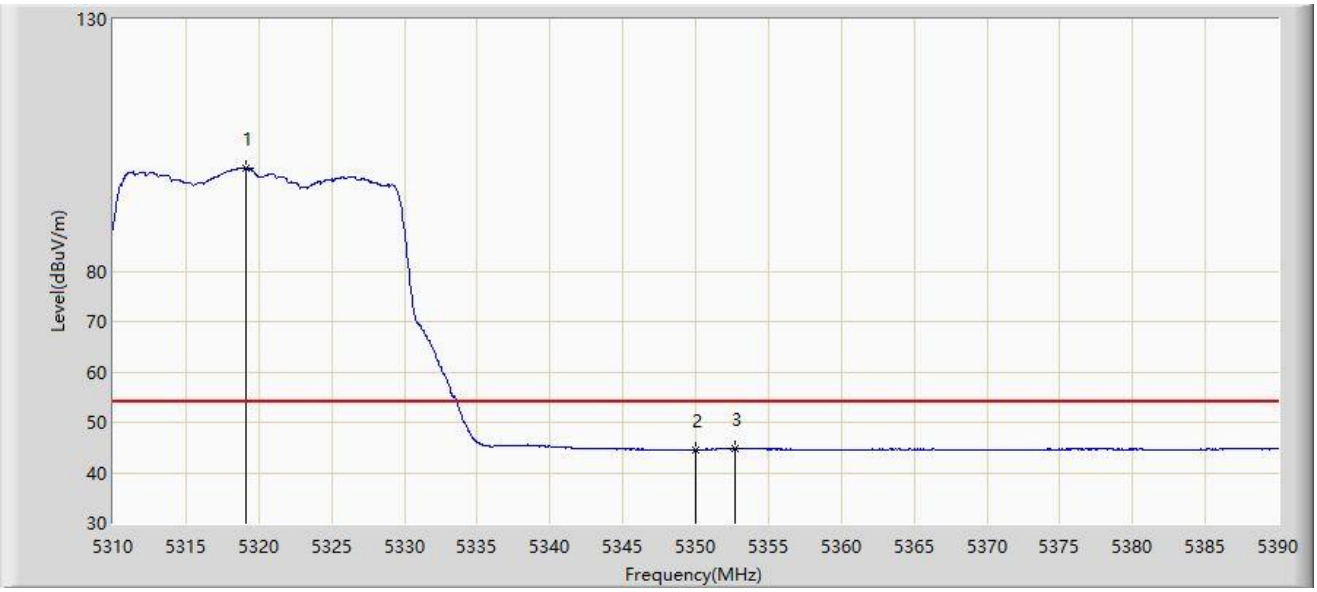

No	Mark	Frequency (MHz)	Measure Level (dBµV/m)	Reading Level (dBµV)	Margin (dB)	Limit (dBµV/m)	Factor (dB/m)	Type
1		5319.080	100.416	97.884	N/A	N/A	2.532	AV
2		5350.000	44.531	41.720	-9.469	54.000	2.811	AV
3	*	5352.680	44.892	42.072	-9.108	54.000	2.820	AV

Note 1: " * ", means this data is the worst emission level.

Note 2: Measure Level (dBµV/m) = Reading Level (dBµV) + Factor (dB/m).

Note 3: Factor (dB/m) = Cable Loss (dB) + Antenna Factor (dB/m) - Pre_Amplifier Gain (dB).

Site: NS-AC1	Test Date: 2024-08-15
Limit: FCC_5G_RE(3m)	Engineer: Ted Chen
Probe: NS-AC1_BBHA9120D_2111_1-18GHz	Polarity: Vertical
EUT: SkyNet IAB Node	Power: By PoE
Test Mode: Transmit by 802.110 at be-EHT20 5320MHz	

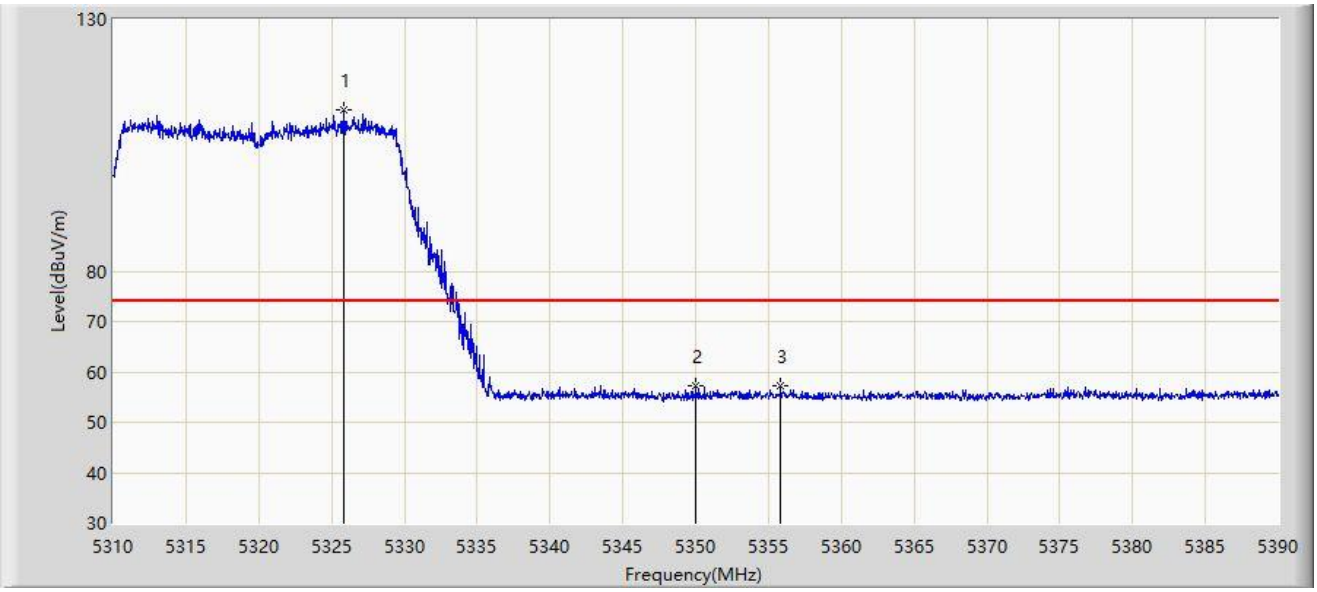

No	Mark	Frequency (MHz)	Measure Level (dBµV/m)	Reading Level (dBµV)	Margin (dB)	Limit (dBµV/m)	Factor (dB/m)	Type
1		5325.800	112.093	109.506	N/A	N/A	2.587	PK
2		5350.000	57.113	54.302	-16.887	74.000	2.811	PK
3	*	5355.840	57.166	54.400	-16.834	74.000	2.766	PK

Note 1: " * ", means this data is the worst emission level.

Note 2: Measure Level (dBµV/m) = Reading Level (dBµV) + Factor (dB/m).

Note 3: Factor (dB/m) = Cable Loss (dB) + Antenna Factor (dB/m) - Pre_Amplifier Gain (dB).

Site: NS-AC1	Test Date: 2024-08-15
Limit: FCC_5G_RE(3m)	Engineer: Ted Chen
Probe: NS-AC1_BBHA9120D_2111_1-18GHz	Polarity: Vertical
EUT: SkyNet IAB Node	Power: By PoE
Test Mode: Transmit by 802.110 at be-EHT20 5320MHz	

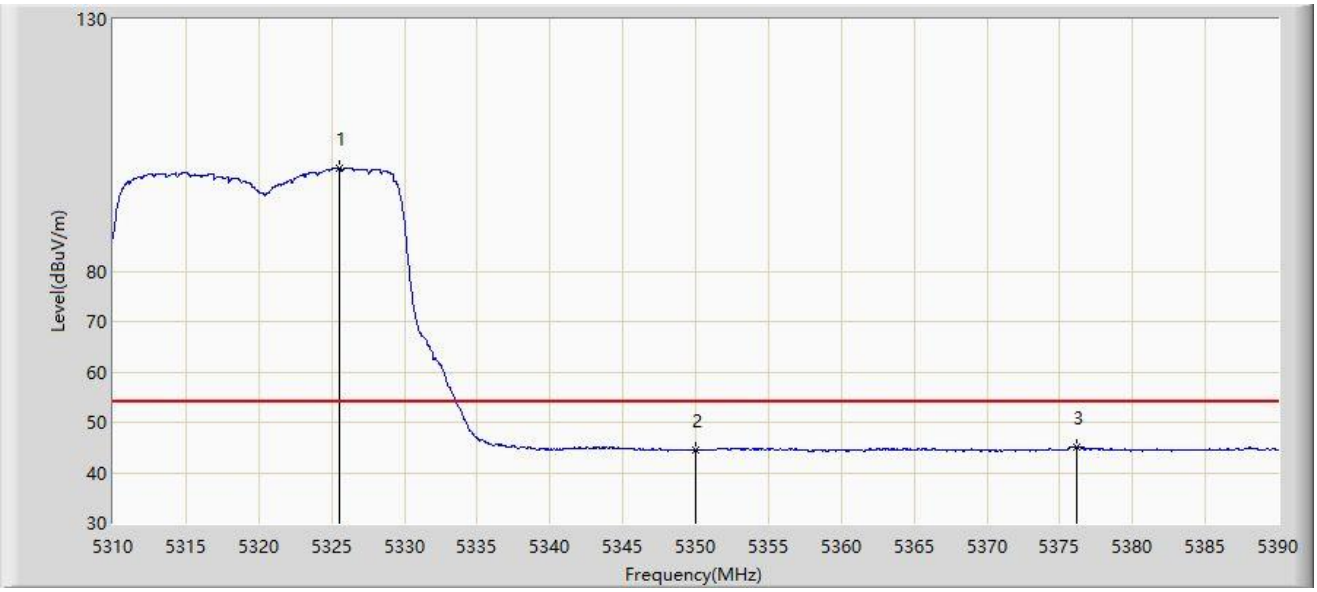

No	Mark	Frequency (MHz)	Measure Level (dBµV/m)	Reading Level (dBµV)	Margin (dB)	Limit (dBµV/m)	Factor (dB/m)	Type
1		5325.560	100.533	97.948	N/A	N/A	2.585	AV
2		5350.000	44.591	41.780	-9.409	54.000	2.811	AV
3	*	5376.160	45.192	42.583	-8.808	54.000	2.609	AV

Note 1: " * ", means this data is the worst emission level.

Note 2: Measure Level (dBµV/m) = Reading Level (dBµV) + Factor (dB/m).

Note 3: Factor (dB/m) = Cable Loss (dB) + Antenna Factor (dB/m) - Pre_Amplifier Gain (dB).

Site: NS-AC1	Test Date: 2024-08-15
Limit: FCC_5G_RE(3m)	Engineer: Ted Chen
Probe: NS-AC1_BBHA9120D_2111_1-18GHz	Polarity: Horizontal
EUT: SkyNet IAB Node	Power: By PoE
Test Mode: Transmit by 802.110 at be-EHT20 5500MHz	

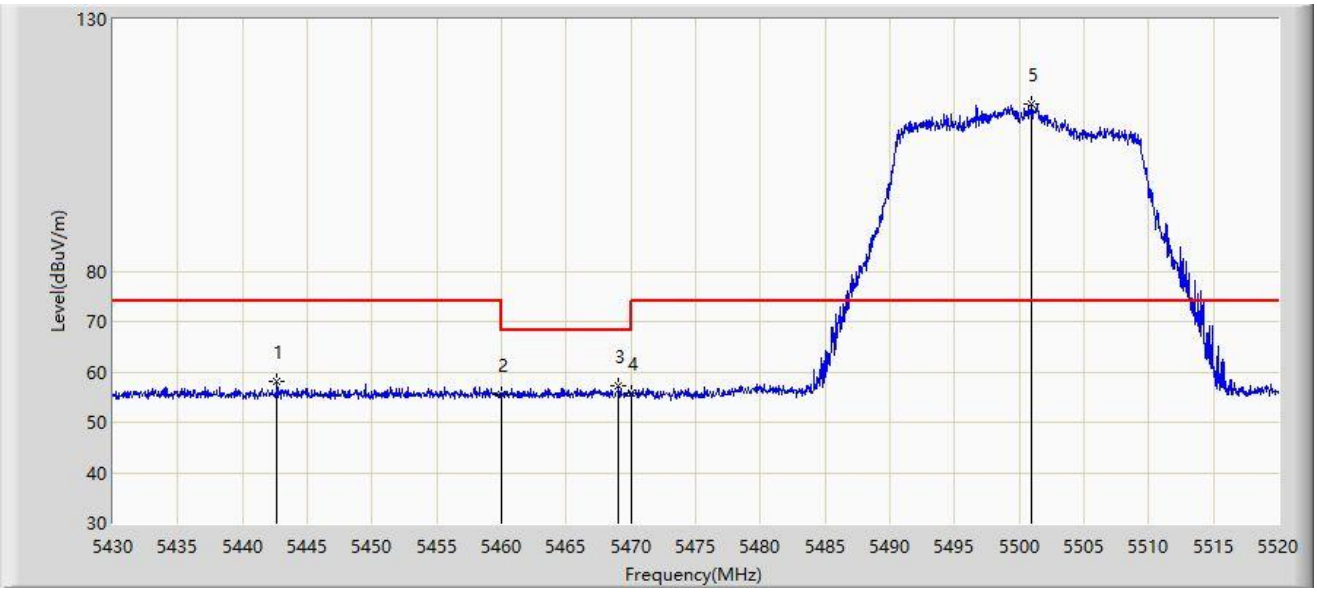

No	Mark	Frequency (MHz)	Measure Level (dBµV/m)	Reading Level (dBµV)	Margin (dB)	Limit (dBµV/m)	Factor (dB/m)	Type
1		5442.645	58.118	55.351	-15.882	74.000	2.767	PK
2		5460.000	55.555	52.804	-18.445	74.000	2.751	PK
3	*	5469.015	57.141	54.288	-11.059	68.200	2.853	PK
4		5470.000	55.752	52.888	-12.448	68.200	2.864	PK
5		5500.920	113.052	110.535	N/A	N/A	2.517	PK

Note 1: " * ", means this data is the worst emission level.

Note 2: Measure Level (dBµV/m) = Reading Level (dBµV) + Factor (dB/m).

Note 3: Factor (dB/m) = Cable Loss (dB) + Antenna Factor (dB/m) - Pre_Amplifier Gain (dB).

Site: NS-AC1	Test Date: 2024-08-15
Limit: FCC_5G_RE(3m)	Engineer: Ted Chen
Probe: NS-AC1_BBHA9120D_2111_1-18GHz	Polarity: Horizontal
EUT: SkyNet IAB Node	Power: By PoE
Test Mode: Transmit by 802.110 at be-EHT20 5500MHz	

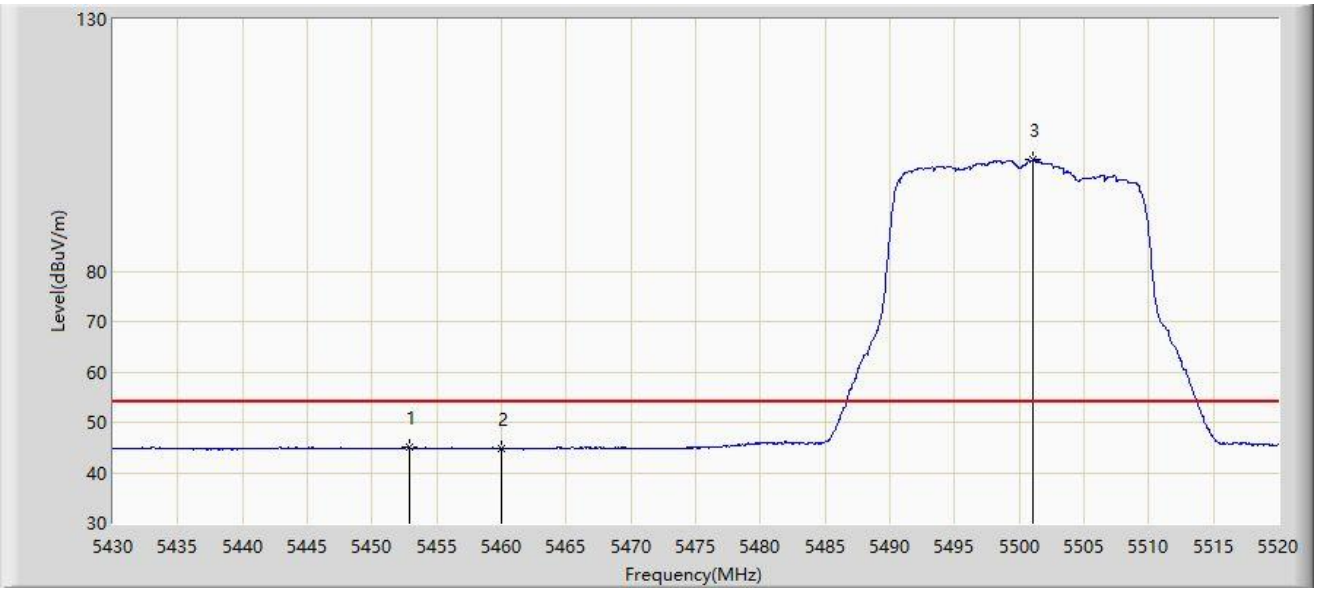

No	Mark	Frequency (MHz)	Measure Level (dBµV/m)	Reading Level (dBµV)	Margin (dB)	Limit (dBµV/m)	Factor (dB/m)	Type
1	*	5452.860	45.102	42.410	-8.898	54.000	2.692	AV
2		5460.000	44.786	42.035	-9.214	54.000	2.751	AV
3		5501.100	102.103	99.590	N/A	N/A	2.513	AV

Note 1: " * ", means this data is the worst emission level.

Note 2: Measure Level (dBµV/m) = Reading Level (dBµV) + Factor (dB/m).

Note 3: Factor (dB/m) = Cable Loss (dB) + Antenna Factor (dB/m) - Pre_Amplifier Gain (dB).

Site: NS-AC1	Test Date: 2024-08-15
Limit: FCC_5G_RE(3m)	Engineer: Ted Chen
Probe: NS-AC1_BBHA9120D_2111_1-18GHz	Polarity: Vertical
EUT: SkyNet IAB Node	Power: By PoE
Test Mode: Transmit by 802.110 at be-EHT20 5500MHz	

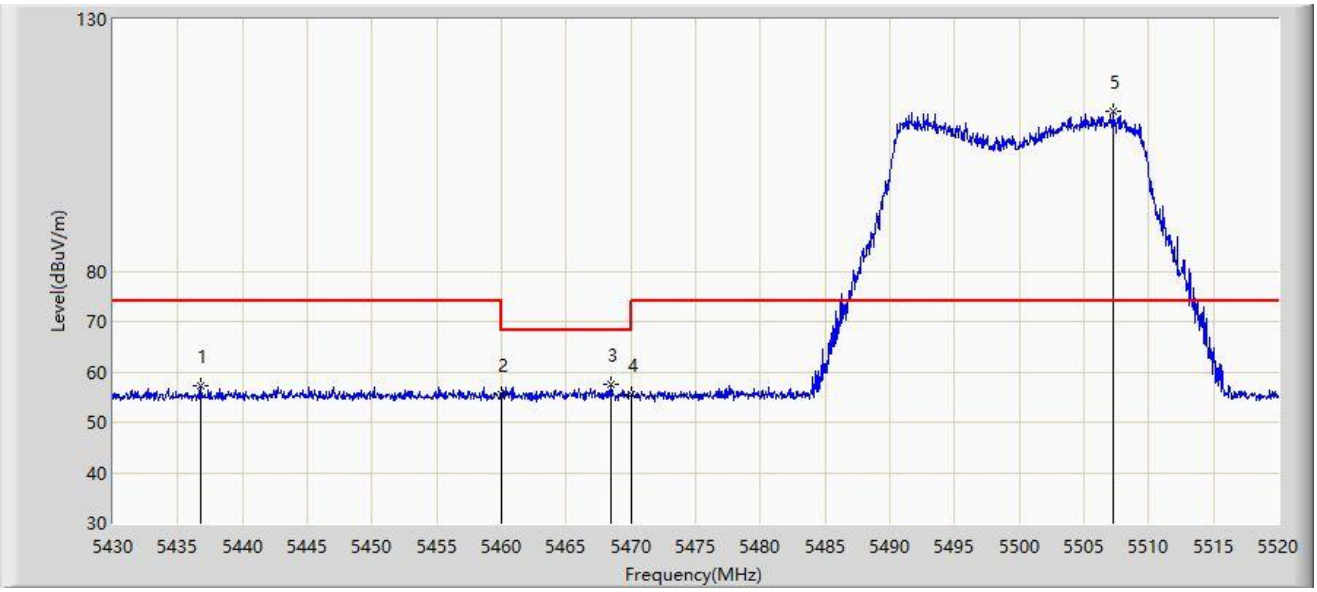

No	Mark	Frequency (MHz)	Measure Level (dBµV/m)	Reading Level (dBµV)	Margin (dB)	Limit (dBµV/m)	Factor (dB/m)	Type
1		5436.750	57.308	54.502	-16.692	74.000	2.806	PK
2		5460.000	55.590	52.839	-18.410	74.000	2.751	PK
3	*	5468.430	57.457	54.611	-10.743	68.200	2.846	PK
4		5470.000	55.523	52.659	-12.677	68.200	2.864	PK
5		5507.220	111.857	109.369	N/A	N/A	2.488	PK

Note 1: " * ", means this data is the worst emission level.

Note 2: Measure Level (dBµV/m) = Reading Level (dBµV) + Factor (dB/m).

Note 3: Factor (dB/m) = Cable Loss (dB) + Antenna Factor (dB/m) - Pre_Amplifier Gain (dB).

Site: NS-AC1	Test Date: 2024-08-15
Limit: FCC_5G_RE(3m)	Engineer: Ted Chen
Probe: NS-AC1_BBHA9120D_2111_1-18GHz	Polarity: Vertical
EUT: SkyNet IAB Node	Power: By PoE
Test Mode: Transmit by 802.110 at be-EHT20 5500MHz	

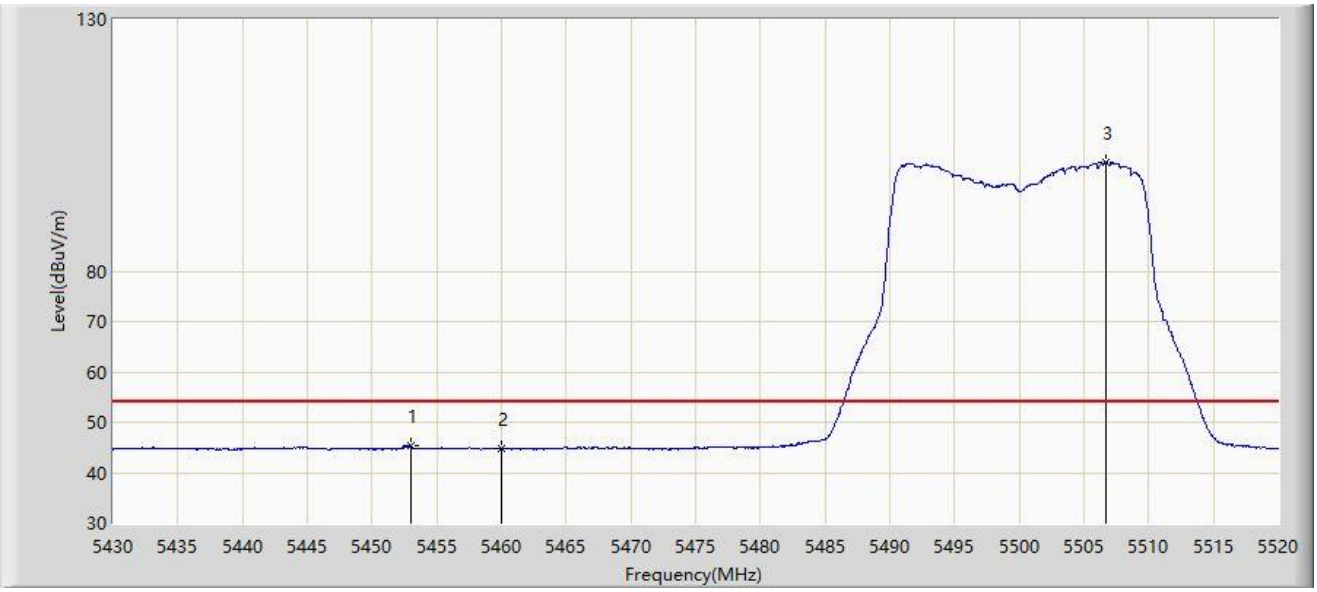

No	Mark	Frequency (MHz)	Measure Level (dBµV/m)	Reading Level (dBµV)	Margin (dB)	Limit (dBµV/m)	Factor (dB/m)	Type
1	*	5453.040	45.292	42.601	-8.708	54.000	2.691	AV
2		5460.000	44.691	41.940	-9.309	54.000	2.751	AV
3		5506.680	101.499	99.027	N/A	N/A	2.473	AV

Note 1: " * ", means this data is the worst emission level.

Note 2: Measure Level (dBµV/m) = Reading Level (dBµV) + Factor (dB/m).

Note 3: Factor (dB/m) = Cable Loss (dB) + Antenna Factor (dB/m) - Pre_Amplifier Gain (dB).

Site: NS-AC1	Test Date: 2024-08-15
Limit: FCC_5G_RE(3m)	Engineer: Ted Chen
Probe: NS-AC1_BBHA9120D_2111_1-18GHz	Polarity: Horizontal
EUT: SkyNet IAB Node	Power: By PoE
Test Mode: Transmit by 802.110 at be-EHT20 5700MHz	

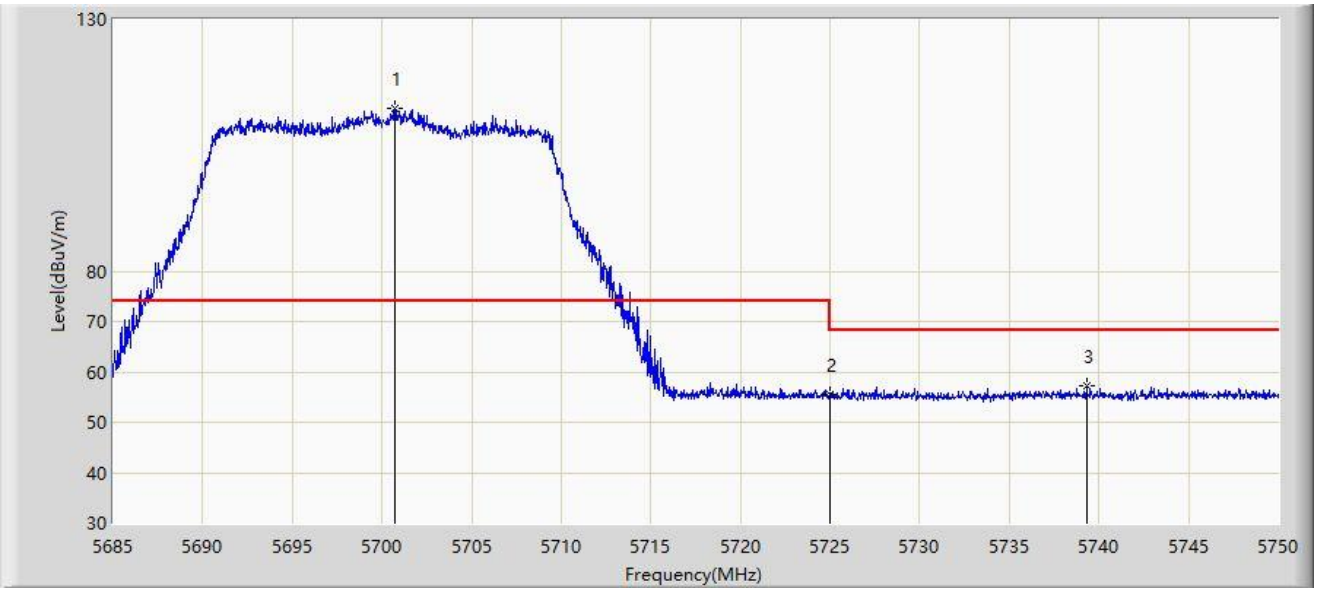

No	Mark	Frequency (MHz)	Measure Level (dBµV/m)	Reading Level (dBµV)	Margin (dB)	Limit (dBµV/m)	Factor (dB/m)	Type
1		5700.730	112.392	109.152	N/A	N/A	3.239	PK
2		5725.000	55.631	52.317	-12.569	68.200	3.314	PK
3	*	5739.308	57.315	53.853	-10.885	68.200	3.462	PK

Note 1: " * ", means this data is the worst emission level.

Note 2: Measure Level (dBµV/m) = Reading Level (dBµV) + Factor (dB/m).

Note 3: Factor (dB/m) = Cable Loss (dB) + Antenna Factor (dB/m) - Pre_Amplifier Gain (dB).

Site: NS-AC1	Test Date: 2024-08-15
Limit: FCC_5G_RE(3m)	Engineer: Ted Chen
Probe: NS-AC1_BBHA9120D_2111_1-18GHz	Polarity: Vertical
EUT: SkyNet IAB Node	Power: By PoE
Test Mode: Transmit by 802.110 at be-EHT20 5700MHz	

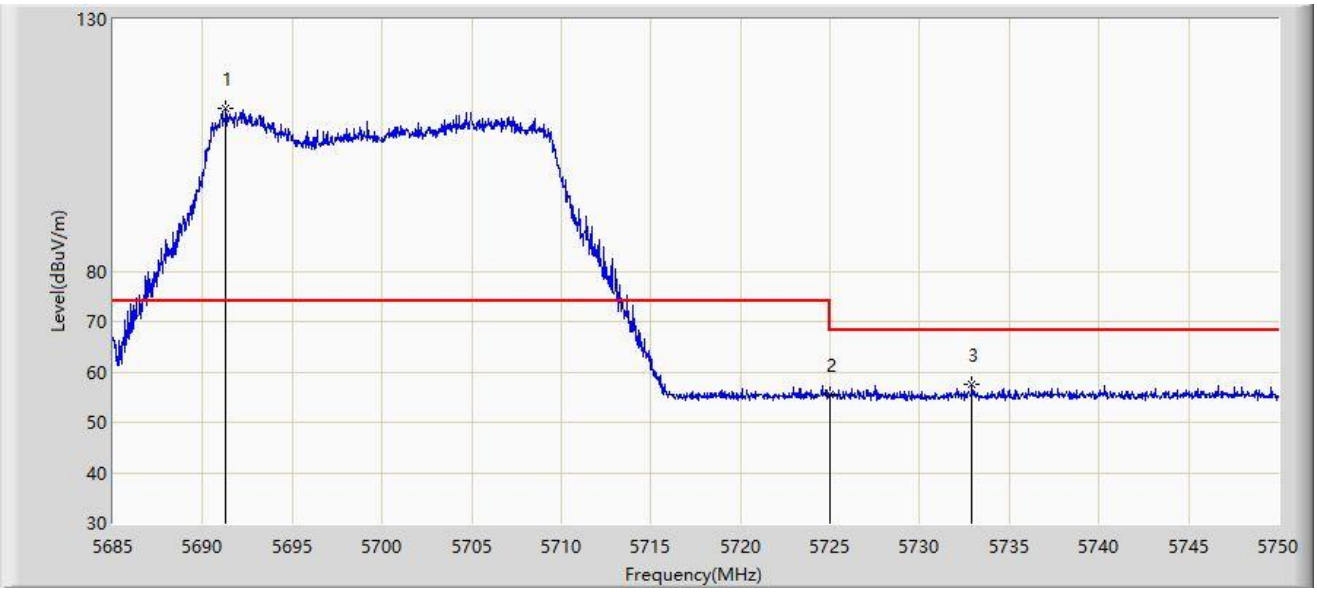

No	Mark	Frequency (MHz)	Measure Level (dBµV/m)	Reading Level (dBµV)	Margin (dB)	Limit (dBµV/m)	Factor (dB/m)	Type
1		5691.305	112.203	108.639	N/A	N/A	3.563	PK
2		5725.000	55.478	52.164	-12.722	68.200	3.314	PK
3	*	5732.905	57.547	54.144	-10.653	68.200	3.403	PK

Note 1: " * ", means this data is the worst emission level.

Note 2: Measure Level (dBµV/m) = Reading Level (dBµV) + Factor (dB/m).

Note 3: Factor (dB/m) = Cable Loss (dB) + Antenna Factor (dB/m) - Pre_Amplifier Gain (dB).

Site: NS-AC1	Test Date: 2024-08-15
Limit: FCC_5.8G_RE(3m)	Engineer: Ted Chen
Probe: NS-AC1_BBHA9120D_2111_1-18GHz	Polarity: Horizontal
EUT: SkyNet IAB Node	Power: By PoE
Test Mode: Transmit by 802.110 at be-EHT20 5745MHz	

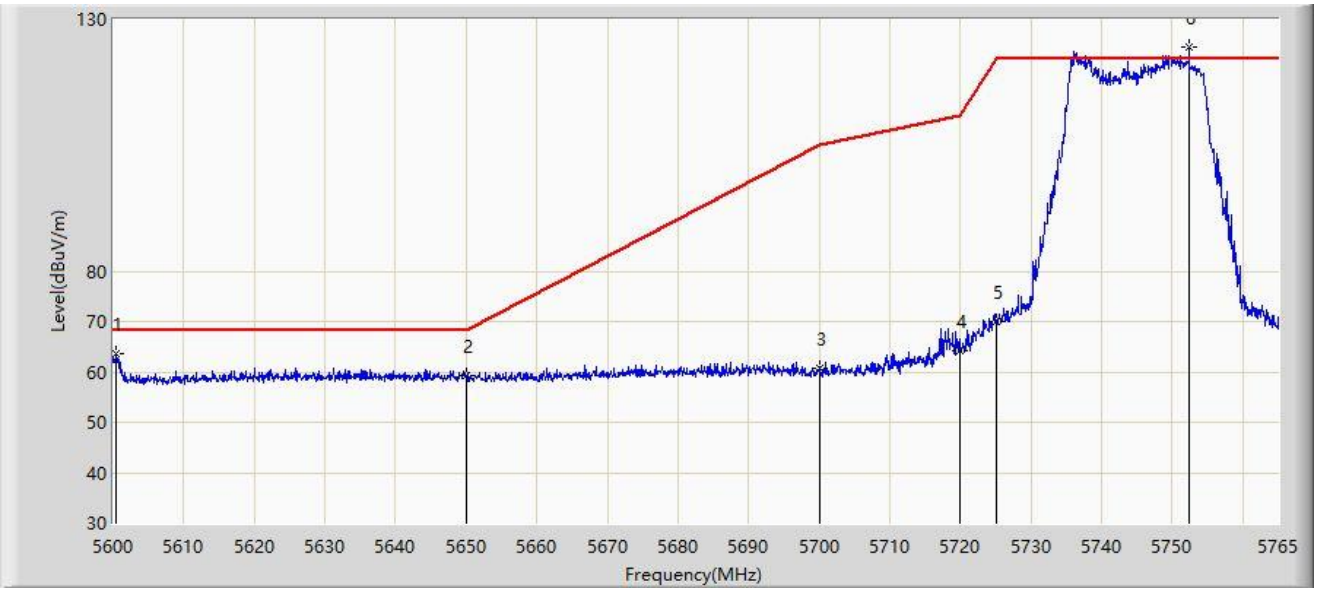

No	Mark	Frequency (MHz)	Measure Level (dBµV/m)	Reading Level (dBµV)	Margin (dB)	Limit (dBµV/m)	Factor (dB/m)	Type
1	*	5600.413	63.669	60.877	-4.531	68.200	2.792	PK
2		5650.000	59.201	56.316	-8.999	68.200	2.885	PK
3		5700.000	60.768	57.501	-44.432	105.200	3.267	PK
4		5720.000	64.326	61.133	-46.474	110.800	3.192	PK
5		5725.000	69.935	66.621	-52.265	122.200	3.314	PK
6		5752.377	124.394	121.001	N/A	N/A	3.393	PK

Note 1: " * ", means this data is the worst emission level.

Note 2: Measure Level (dBµV/m) = Reading Level (dBµV) + Factor (dB/m).

Note 3: Factor (dB/m) = Cable Loss (dB) + Antenna Factor (dB/m) - Pre_Amplifier Gain (dB).

Site: NS-AC1	Test Date: 2024-08-15
Limit: FCC_5.8G_RE(3m)	Engineer: Ted Chen
Probe: NS-AC1_BBHA9120D_2111_1-18GHz	Polarity: Vertical
EUT: SkyNet IAB Node	Power: By PoE
Test Mode: Transmit by 802.110 at be-EHT20 5745MHz	

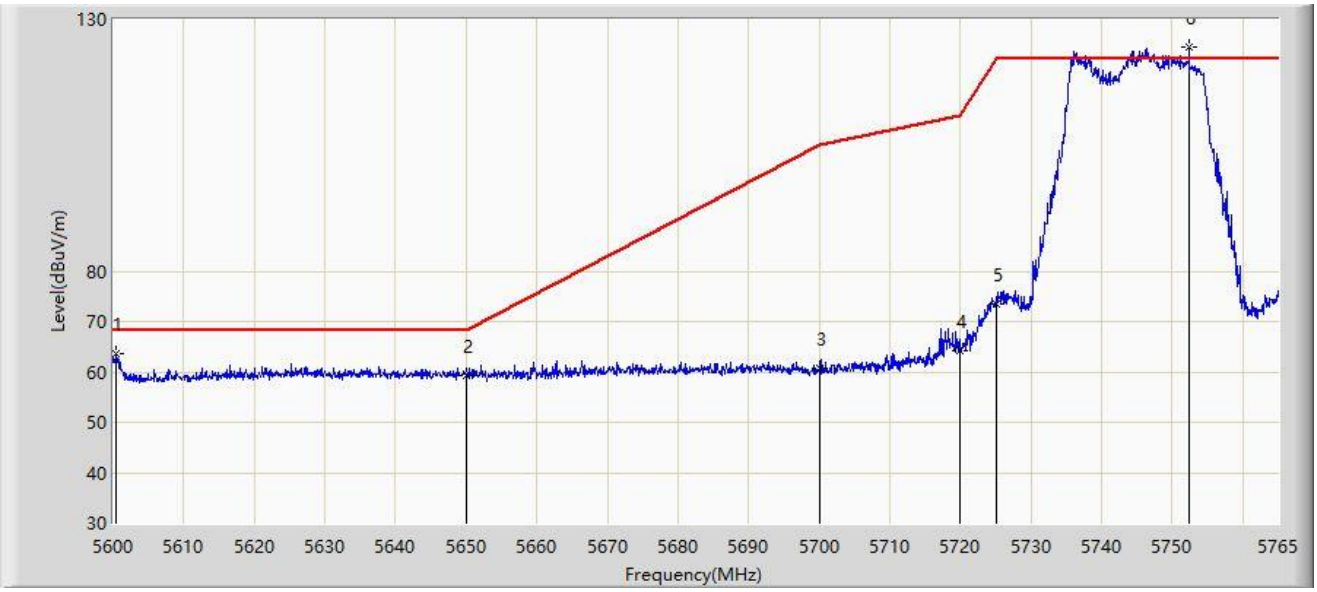

No	Mark	Frequency (MHz)	Measure Level (dBµV/m)	Reading Level (dBµV)	Margin (dB)	Limit (dBµV/m)	Factor (dB/m)	Type
1	*	5600.413	63.669	60.877	-4.531	68.200	2.792	PK
2		5650.000	59.264	56.379	-8.936	68.200	2.885	PK
3		5700.000	60.768	57.501	-44.432	105.200	3.267	PK
4		5720.000	64.326	61.133	-46.474	110.800	3.192	PK
5		5725.000	73.492	70.178	-48.708	122.200	3.314	PK
6		5752.377	124.394	121.001	N/A	N/A	3.393	PK

Note 1: " * ", means this data is the worst emission level.

Note 2: Measure Level (dBµV/m) = Reading Level (dBµV) + Factor (dB/m).

Note 3: Factor (dB/m) = Cable Loss (dB) + Antenna Factor (dB/m) - Pre_Amplifier Gain (dB).

Site: NS-AC1	Test Date: 2024-08-15
Limit: FCC_5.8G_RE(3m)	Engineer: Ted Chen
Probe: NS-AC1_BBHA9120D_2111_1-18GHz	Polarity: Horizontal
EUT: SkyNet IAB Node	Power: By PoE
Test Mode: Transmit by 802.110 at be-EHT20 582MHz	

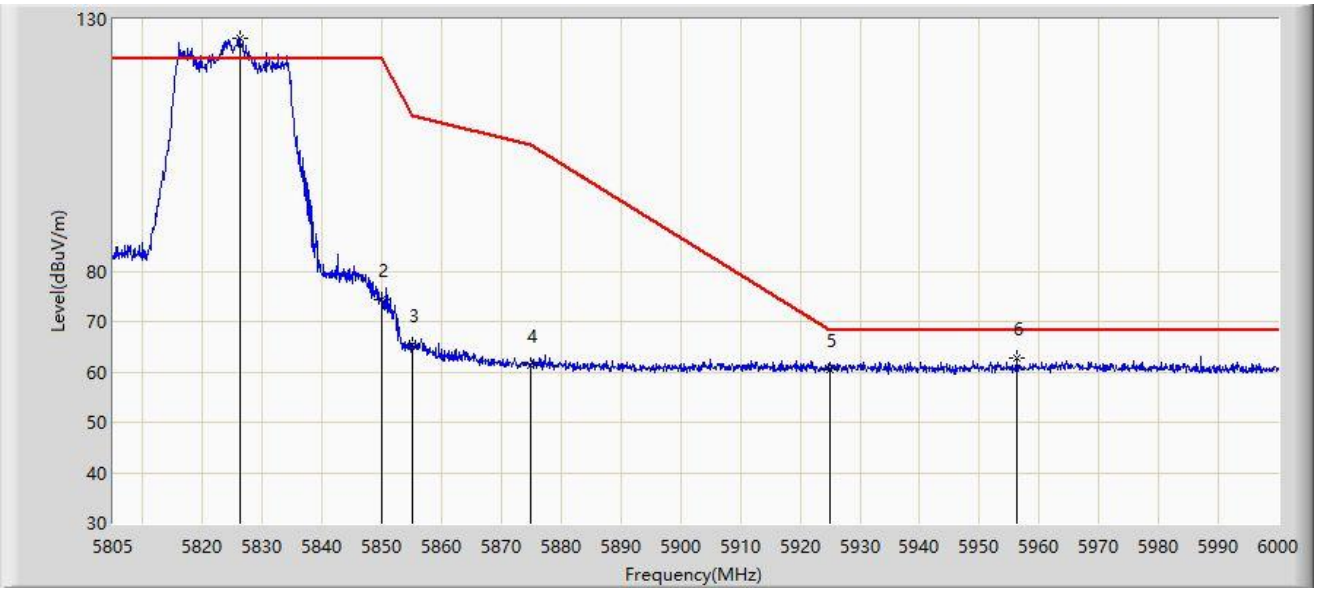

No	Mark	Frequency (MHz)	Measure Level (dBµV/m)	Reading Level (dBµV)	Margin (dB)	Limit (dBµV/m)	Factor (dB/m)	Type
1		5826.255	126.335	122.836	N/A	N/A	3.499	PK
2		5850.000	74.322	70.895	-47.878	122.200	3.427	PK
3		5855.000	65.294	61.793	-45.506	110.800	3.502	PK
4		5875.000	61.221	57.578	-43.979	105.200	3.644	PK
5		5925.000	60.564	56.779	-7.636	68.200	3.784	PK
6	*	5956.320	62.835	58.863	-5.365	68.200	3.972	PK

Note 1: " * ", means this data is the worst emission level.

Note 2: Measure Level (dBµV/m) = Reading Level (dBµV) + Factor (dB/m).

Note 3: Factor (dB/m) = Cable Loss (dB) + Antenna Factor (dB/m) - Pre_Amplifier Gain (dB).

Site: NS-AC1	Test Date: 2024-08-15
Limit: FCC_5.8G_RE(3m)	Engineer: Ted Chen
Probe: NS-AC1_BBHA9120D_2111_1-18GHz	Polarity: Vertical
EUT: SkyNet IAB Node	Power: By PoE
Test Mode: Transmit by 802.110 at be-EHT20 582MHz	

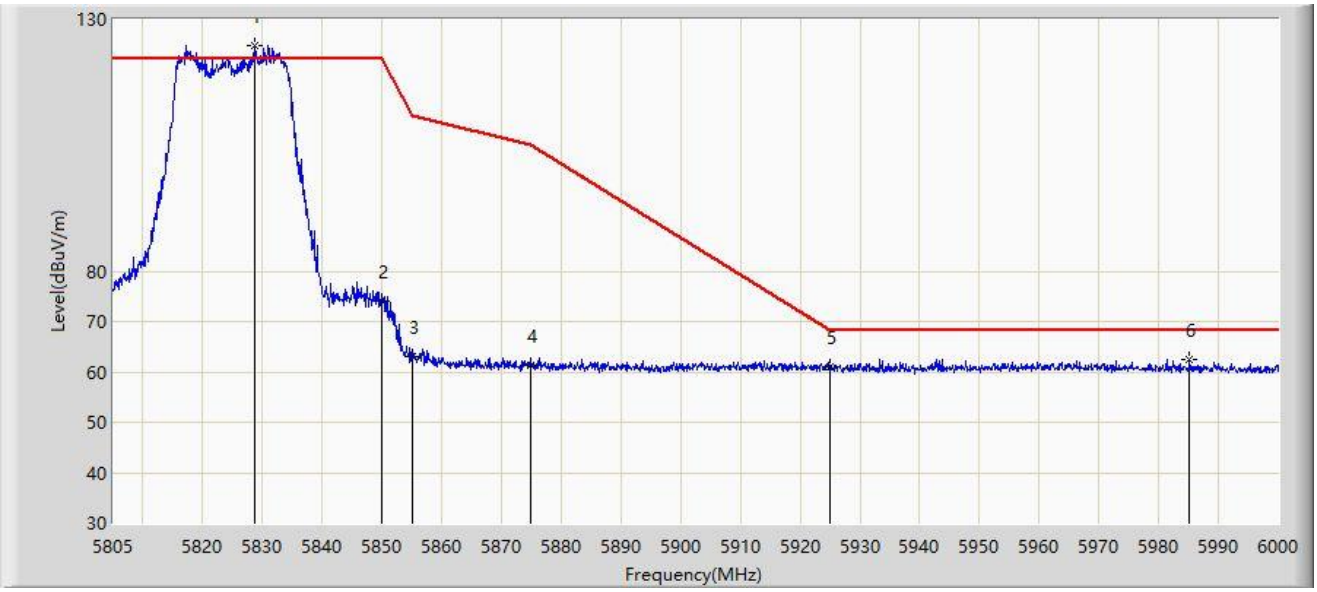

No	Mark	Frequency (MHz)	Measure Level (dBµV/m)	Reading Level (dBµV)	Margin (dB)	Limit (dBµV/m)	Factor (dB/m)	Type
1		5828.595	124.785	121.286	N/A	N/A	3.499	PK
2		5850.000	73.948	70.521	-48.252	122.200	3.427	PK
3		5855.000	63.133	59.632	-47.667	110.800	3.502	PK
4		5875.000	61.284	57.641	-43.916	105.200	3.644	PK
5		5925.000	60.955	57.170	-7.245	68.200	3.784	PK
6	*	5985.180	62.596	58.612	-5.604	68.200	3.984	PK

Note 1: " * ", means this data is the worst emission level.

Note 2: Measure Level (dBµV/m) = Reading Level (dBµV) + Factor (dB/m).

Note 3: Factor (dB/m) = Cable Loss (dB) + Antenna Factor (dB/m) - Pre_Amplifier Gain (dB).

Site: NS-AC1	Test Date: 2024-08-15
Limit: FCC_5G_RE(3m)	Engineer: Ted Chen
Probe: NS-AC1_BBHA9120D_2111_1-18GHz	Polarity: Horizontal
EUT: SkyNet IAB Node	Power: By PoE
Test Mode: Transmit by 802.110 at be-EHT40 5190MHz	

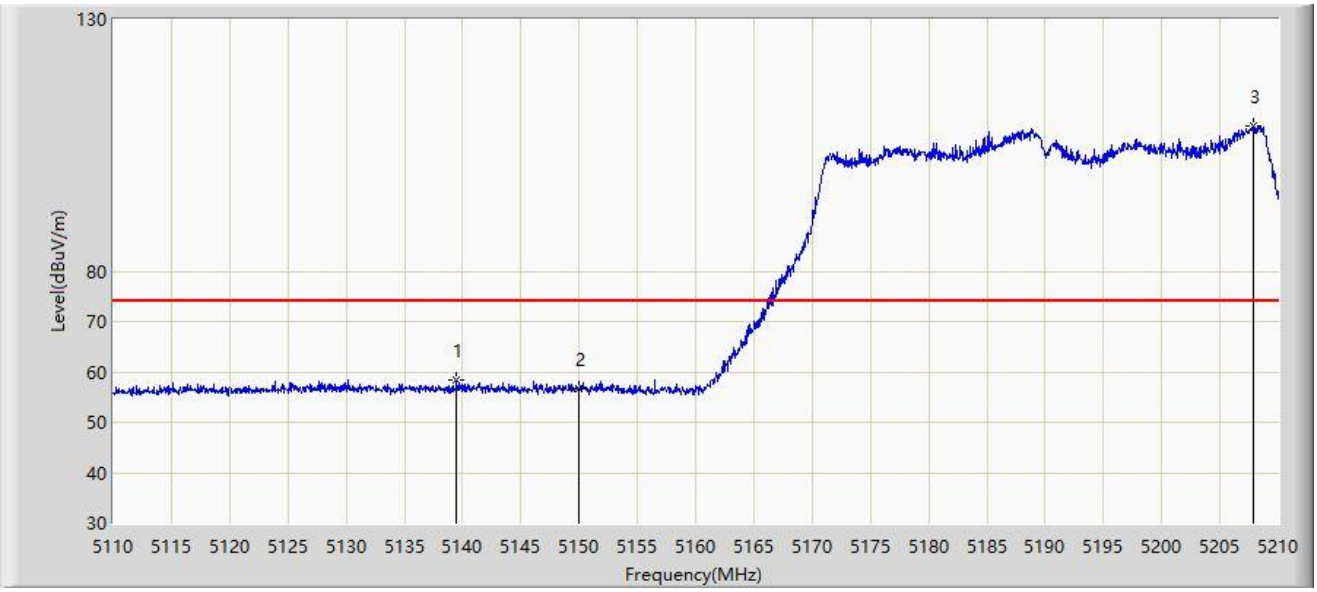

No	Mark	Frequency (MHz)	Measure Level (dBµV/m)	Reading Level (dBµV)	Margin (dB)	Limit (dBµV/m)	Factor (dB/m)	Type
1	*	5139.500	58.464	54.231	-15.536	74.000	4.233	PK
2		5150.000	56.539	52.349	-17.461	74.000	4.189	PK
3		5207.900	108.886	105.546	N/A	N/A	3.340	PK

Note 1: " * ", means this data is the worst emission level.

Note 2: Measure Level (dBµV/m) = Reading Level (dBµV) + Factor (dB/m).

Note 3: Factor (dB/m) = Cable Loss (dB) + Antenna Factor (dB/m) - Pre_Amplifier Gain (dB).

Site: NS-AC1	Test Date: 2024-08-15
Limit: FCC_5G_RE(3m)	Engineer: Ted Chen
Probe: NS-AC1_BBHA9120D_2111_1-18GHz	Polarity: Horizontal
EUT: SkyNet IAB Node	Power: By PoE
Test Mode: Transmit by 802.110 at be-EHT40 5190MHz	

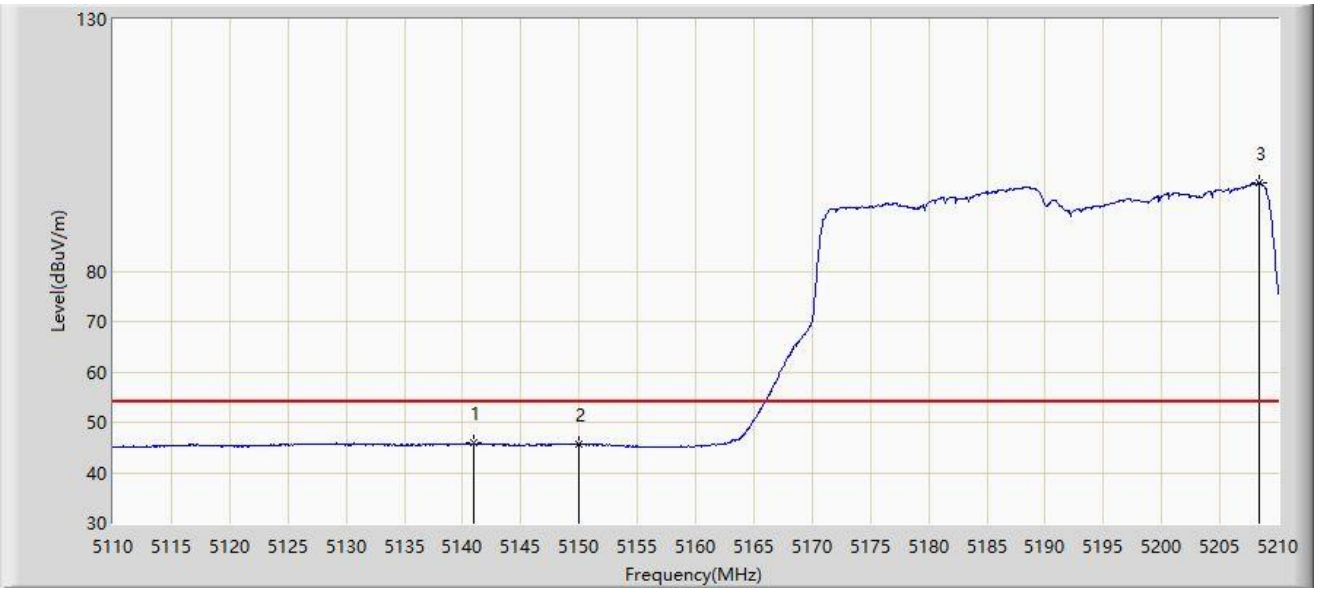

No	Mark	Frequency (MHz)	Measure Level (dBµV/m)	Reading Level (dBµV)	Margin (dB)	Limit (dBµV/m)	Factor (dB/m)	Type
1	*	5140.900	45.800	41.560	-8.200	54.000	4.240	AV
2		5150.000	45.577	41.387	-8.423	54.000	4.189	AV
3		5208.350	97.448	94.126	N/A	N/A	3.322	AV

Note 1: " * ", means this data is the worst emission level.

Note 2: Measure Level (dBµV/m) = Reading Level (dBµV) + Factor (dB/m).

Note 3: Factor (dB/m) = Cable Loss (dB) + Antenna Factor (dB/m) - Pre_Amplifier Gain (dB).

Site: NS-AC1	Test Date: 2024-08-15
Limit: FCC_5G_RE(3m)	Engineer: Ted Chen
Probe: NS-AC1_BBHA9120D_2111_1-18GHz	Polarity: Vertical
EUT: SkyNet IAB Node	Power: By PoE
Test Mode: Transmit by 802.110 at be-EHT40 5190MHz	

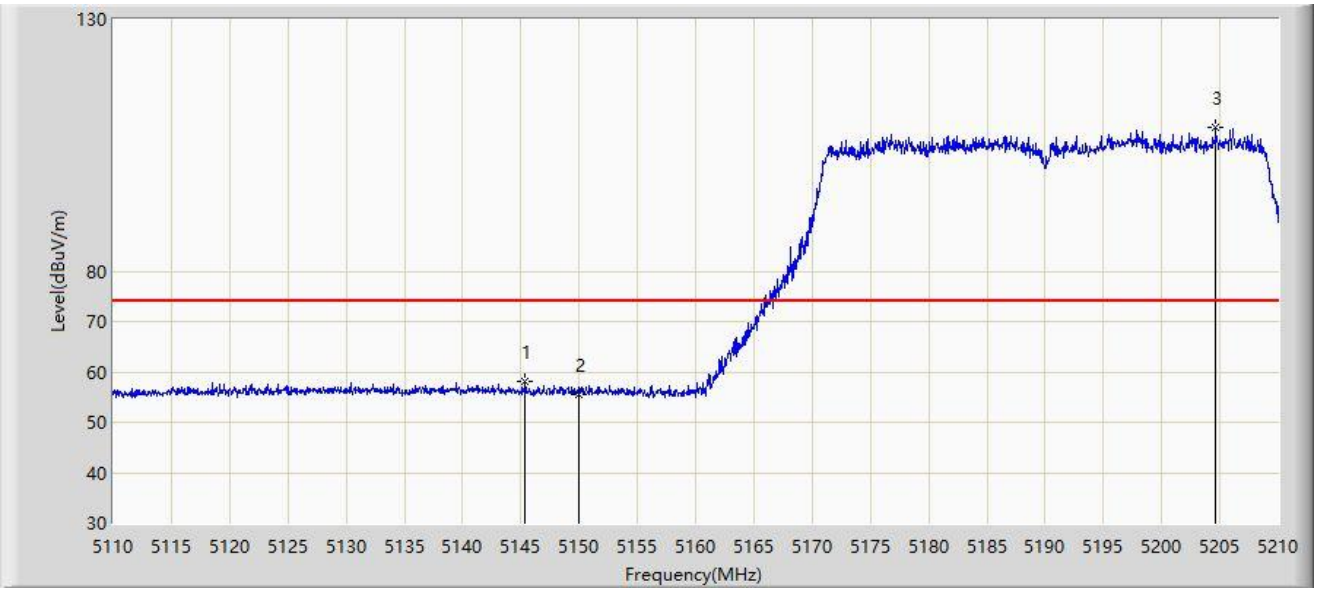

No	Mark	Frequency (MHz)	Measure Level (dBµV/m)	Reading Level (dBµV)	Margin (dB)	Limit (dBµV/m)	Factor (dB/m)	Type
1	*	5145.400	58.159	53.895	-15.841	74.000	4.263	PK
2		5150.000	55.509	51.319	-18.491	74.000	4.189	PK
3		5204.600	108.534	105.067	N/A	N/A	3.467	PK

Note 1: " * ", means this data is the worst emission level.

Note 2: Measure Level (dBµV/m) = Reading Level (dBµV) + Factor (dB/m).

Note 3: Factor (dB/m) = Cable Loss (dB) + Antenna Factor (dB/m) - Pre_Amplifier Gain (dB).

Site: NS-AC1	Test Date: 2024-08-15
Limit: FCC_5G_RE(3m)	Engineer: Ted Chen
Probe: NS-AC1_BBHA9120D_2111_1-18GHz	Polarity: Vertical
EUT: SkyNet IAB Node	Power: By PoE
Test Mode: Transmit by 802.110 at be-EHT40 5190MHz	

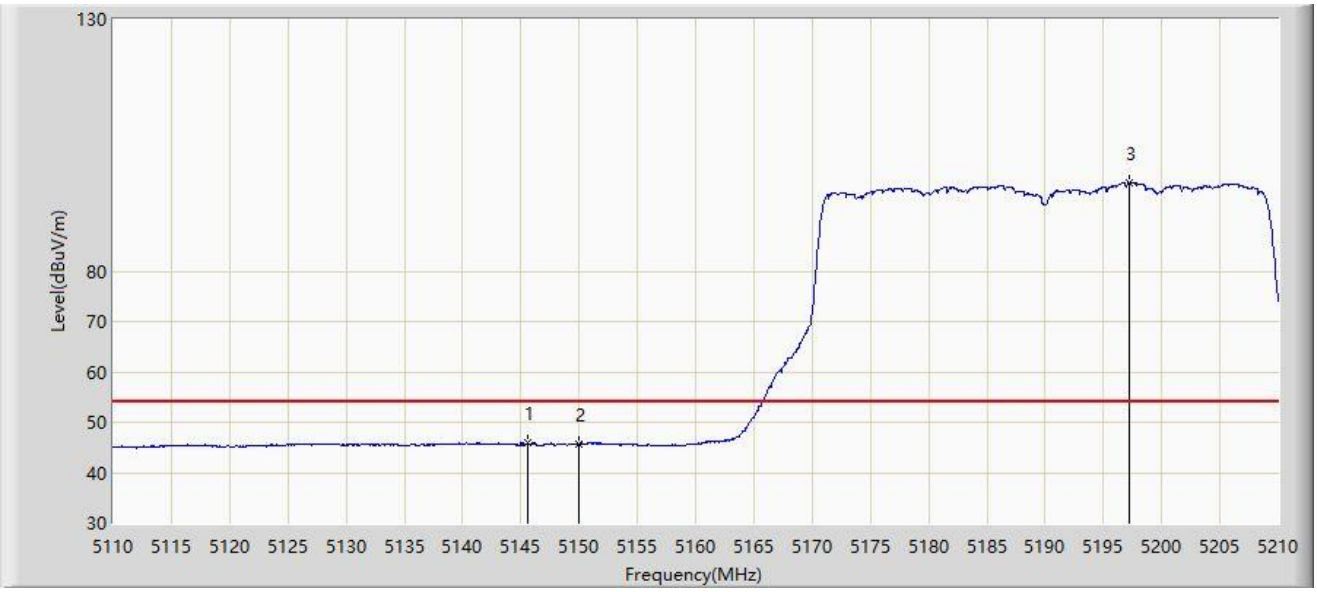

No	Mark	Frequency (MHz)	Measure Level (dBµV/m)	Reading Level (dBµV)	Margin (dB)	Limit (dBµV/m)	Factor (dB/m)	Type
1	*	5145.600	45.919	41.654	-8.081	54.000	4.264	AV
2		5150.000	45.749	41.559	-8.251	54.000	4.189	AV
3		5197.250	97.516	93.846	N/A	N/A	3.669	AV

Note 1: " * ", means this data is the worst emission level.

Note 2: Measure Level (dBµV/m) = Reading Level (dBµV) + Factor (dB/m).

Note 3: Factor (dB/m) = Cable Loss (dB) + Antenna Factor (dB/m) - Pre_Amplifier Gain (dB).

Site: NS-AC1	Test Date: 2024-08-15
Limit: FCC_5G_RE(3m)	Engineer: Ted Chen
Probe: NS-AC1_BBHA9120D_2111_1-18GHz	Polarity: Horizontal
EUT: SkyNet IAB Node	Power: By PoE
Test Mode: Transmit by 802.110 at be-EHT40 5310MHz	

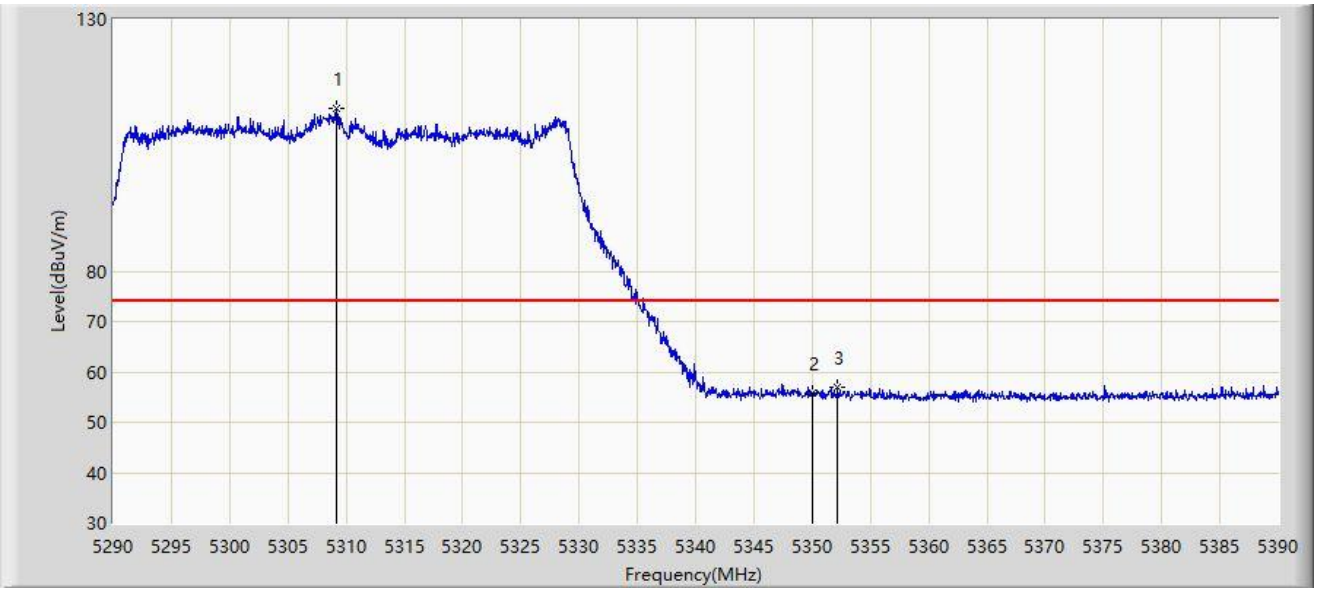

No	Mark	Frequency (MHz)	Measure Level (dBµV/m)	Reading Level (dBµV)	Margin (dB)	Limit (dBµV/m)	Factor (dB/m)	Type
1		5309.150	112.224	109.412	N/A	N/A	2.812	PK
2		5350.000	55.838	53.027	-18.162	74.000	2.811	PK
3	*	5352.200	56.999	54.171	-17.001	74.000	2.828	PK

Note 1: " * ", means this data is the worst emission level.

Note 2: Measure Level (dBµV/m) = Reading Level (dBµV) + Factor (dB/m).

Note 3: Factor (dB/m) = Cable Loss (dB) + Antenna Factor (dB/m) - Pre_Amplifier Gain (dB).

Site: NS-AC1	Test Date: 2024-08-15
Limit: FCC_5G_RE(3m)	Engineer: Ted Chen
Probe: NS-AC1_BBHA9120D_2111_1-18GHz	Polarity: Horizontal
EUT: SkyNet IAB Node	Power: By PoE
Test Mode: Transmit by 802.110 at be-EHT40 5310MHz	

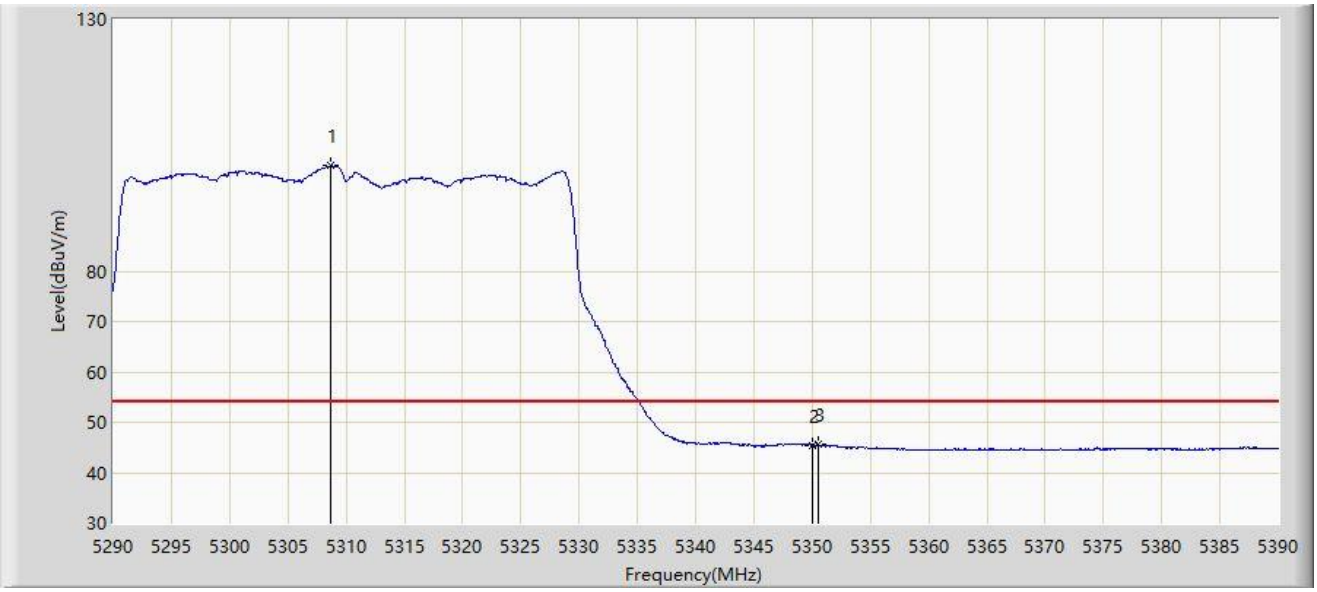

No	Mark	Frequency (MHz)	Measure Level (dBµV/m)	Reading Level (dBµV)	Margin (dB)	Limit (dBµV/m)	Factor (dB/m)	Type
1		5308.650	100.913	98.084	N/A	N/A	2.828	AV
2		5350.000	45.483	42.672	-8.517	54.000	2.811	AV
3	*	5350.500	45.611	42.795	-8.389	54.000	2.816	AV

Note 1: " * ", means this data is the worst emission level.

Note 2: Measure Level (dBµV/m) = Reading Level (dBµV) + Factor (dB/m).

Note 3: Factor (dB/m) = Cable Loss (dB) + Antenna Factor (dB/m) - Pre_Amplifier Gain (dB).

Site: NS-AC1	Test Date: 2024-08-15
Limit: FCC_5G_RE(3m)	Engineer: Ted Chen
Probe: NS-AC1_BBHA9120D_2111_1-18GHz	Polarity: Vertical
EUT: SkyNet IAB Node	Power: By PoE
Test Mode: Transmit by 802.110 at be-EHT40 5310MHz	

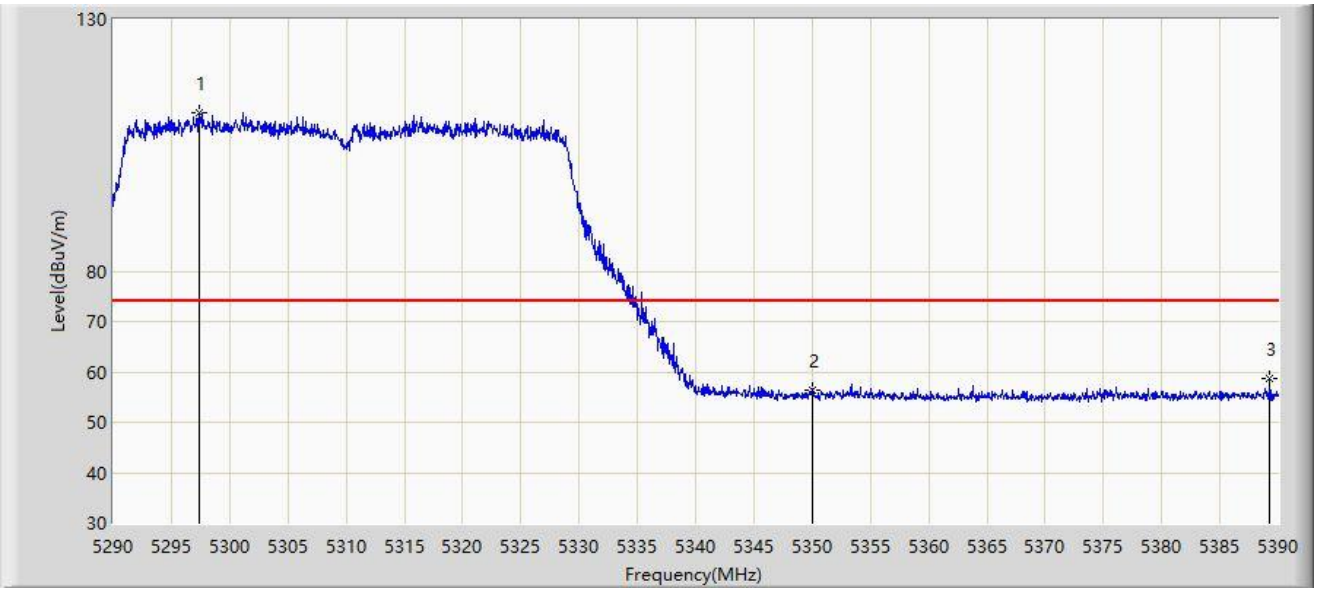

No	Mark	Frequency (MHz)	Measure Level (dBµV/m)	Reading Level (dBµV)	Margin (dB)	Limit (dBµV/m)	Factor (dB/m)	Type
1		5297.350	111.579	108.584	N/A	N/A	2.994	PK
2		5350.000	56.521	53.710	-17.479	74.000	2.811	PK
3	*	5389.300	58.811	56.108	-15.189	74.000	2.703	PK

Note 1: " * ", means this data is the worst emission level.

Note 2: Measure Level (dBµV/m) = Reading Level (dBµV) + Factor (dB/m).

Note 3: Factor (dB/m) = Cable Loss (dB) + Antenna Factor (dB/m) - Pre_Amplifier Gain (dB).

Site: NS-AC1	Test Date: 2024-08-15
Limit: FCC_5G_RE(3m)	Engineer: Ted Chen
Probe: NS-AC1_BBHA9120D_2111_1-18GHz	Polarity: Vertical
EUT: SkyNet IAB Node	Power: By PoE
Test Mode: Transmit by 802.110 at be-EHT40 5310MHz	

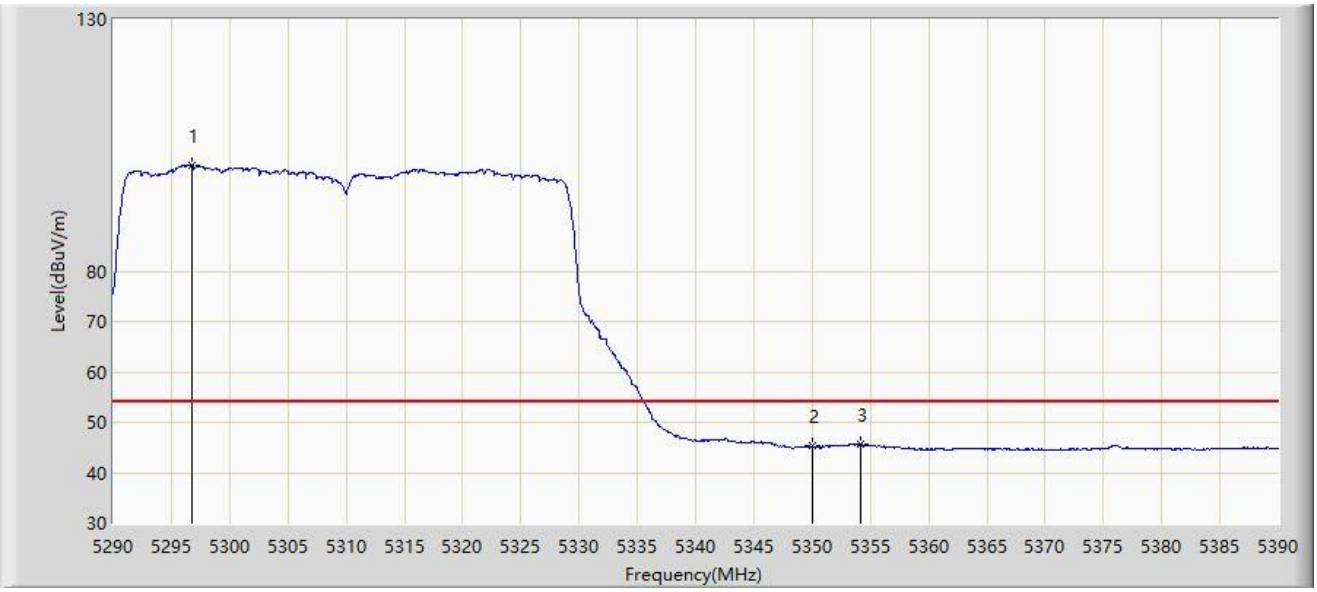

No	Mark	Frequency (MHz)	Measure Level (dBµV/m)	Reading Level (dBµV)	Margin (dB)	Limit (dBµV/m)	Factor (dB/m)	Type
1		5296.750	101.039	98.058	N/A	N/A	2.981	AV
2		5350.000	45.236	42.425	-8.764	54.000	2.811	AV
3	*	5354.100	45.664	42.868	-8.336	54.000	2.795	AV

Note 1: " * ", means this data is the worst emission level.

Note 2: Measure Level (dBµV/m) = Reading Level (dBµV) + Factor (dB/m).

Note 3: Factor (dB/m) = Cable Loss (dB) + Antenna Factor (dB/m) - Pre_Amplifier Gain (dB).

Site: NS-AC1	Test Date: 2024-08-15
Limit: FCC_5G_RE(3m)	Engineer: Ted Chen
Probe: NS-AC1_BBHA9120D_2111_1-18GHz	Polarity: Horizontal
EUT: SkyNet IAB Node	Power: By PoE
Test Mode: Transmit by 802.110 at be-EHT40 5510MHz	

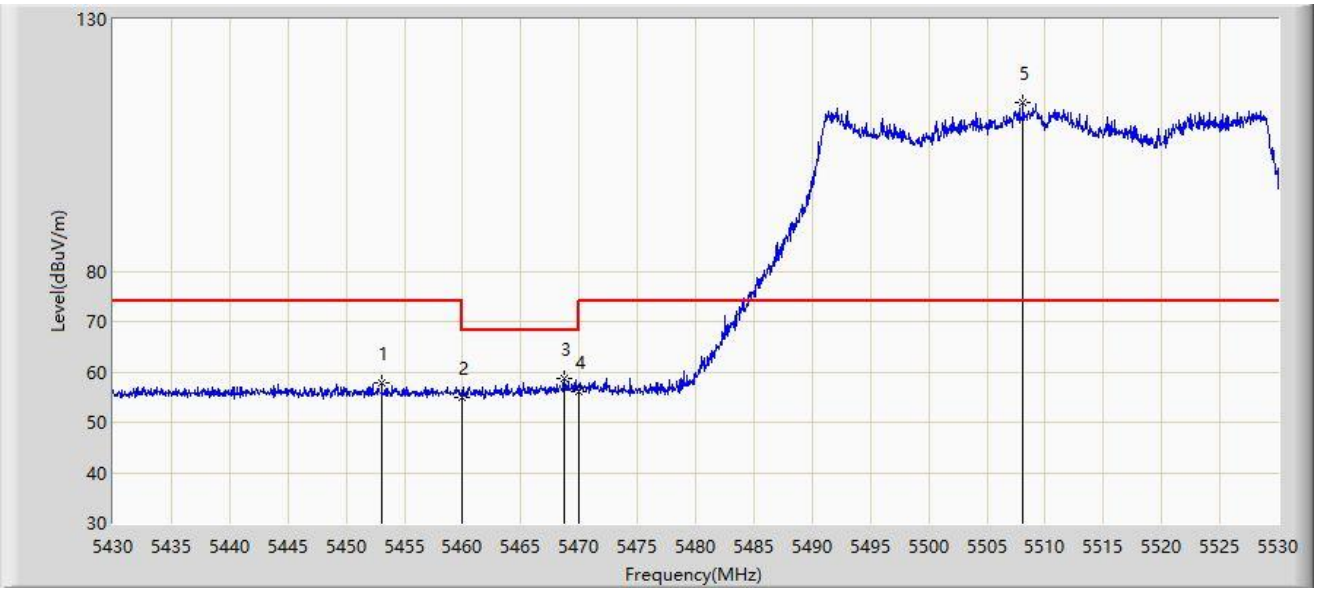

No	Mark	Frequency (MHz)	Measure Level (dBµV/m)	Reading Level (dBµV)	Margin (dB)	Limit (dBµV/m)	Factor (dB/m)	Type
1		5453.050	57.688	54.997	-16.312	74.000	2.691	PK
2		5460.000	54.996	52.245	-19.004	74.000	2.751	PK
3	*	5468.700	58.737	55.888	-9.463	68.200	2.850	PK
4		5470.000	56.070	53.206	-12.130	68.200	2.864	PK
5		5508.100	113.492	110.978	N/A	N/A	2.514	PK

Note 1: " * ", means this data is the worst emission level.

Note 2: Measure Level (dBµV/m) = Reading Level (dBµV) + Factor (dB/m).

Note 3: Factor (dB/m) = Cable Loss (dB) + Antenna Factor (dB/m) - Pre_Amplifier Gain (dB).

Site: NS-AC1	Test Date: 2024-08-15
Limit: FCC_5G_RE(3m)	Engineer: Ted Chen
Probe: NS-AC1_BBHA9120D_2111_1-18GHz	Polarity: Horizontal
EUT: SkyNet IAB Node	Power: By PoE
Test Mode: Transmit by 802.110 at be-EHT40 5510MHz	

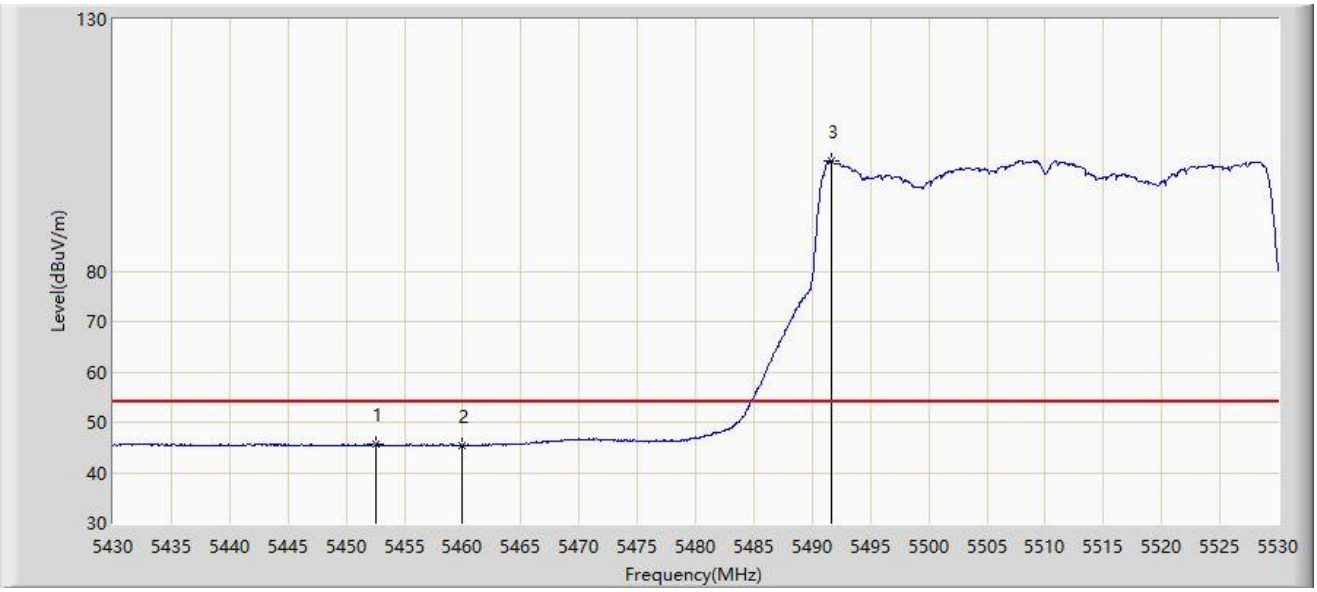

No	Mark	Frequency (MHz)	Measure Level (dBµV/m)	Reading Level (dBµV)	Margin (dB)	Limit (dBµV/m)	Factor (dB/m)	Type
1	*	5452.600	45.776	43.082	-8.224	54.000	2.694	AV
2		5460.000	45.471	42.720	-8.529	54.000	2.751	AV
3		5491.600	101.878	99.146	N/A	N/A	2.732	AV

Note 1: " * ", means this data is the worst emission level.

Note 2: Measure Level (dBµV/m) = Reading Level (dBµV) + Factor (dB/m).

Note 3: Factor (dB/m) = Cable Loss (dB) + Antenna Factor (dB/m) - Pre_Amplifier Gain (dB).

Site: NS-AC1	Test Date: 2024-08-15
Limit: FCC_5G_RE(3m)	Engineer: Ted Chen
Probe: NS-AC1_BBHA9120D_2111_1-18GHz	Polarity: Vertical
EUT: SkyNet IAB Node	Power: By PoE
Test Mode: Transmit by 802.110 at be-EHT40 5510MHz	

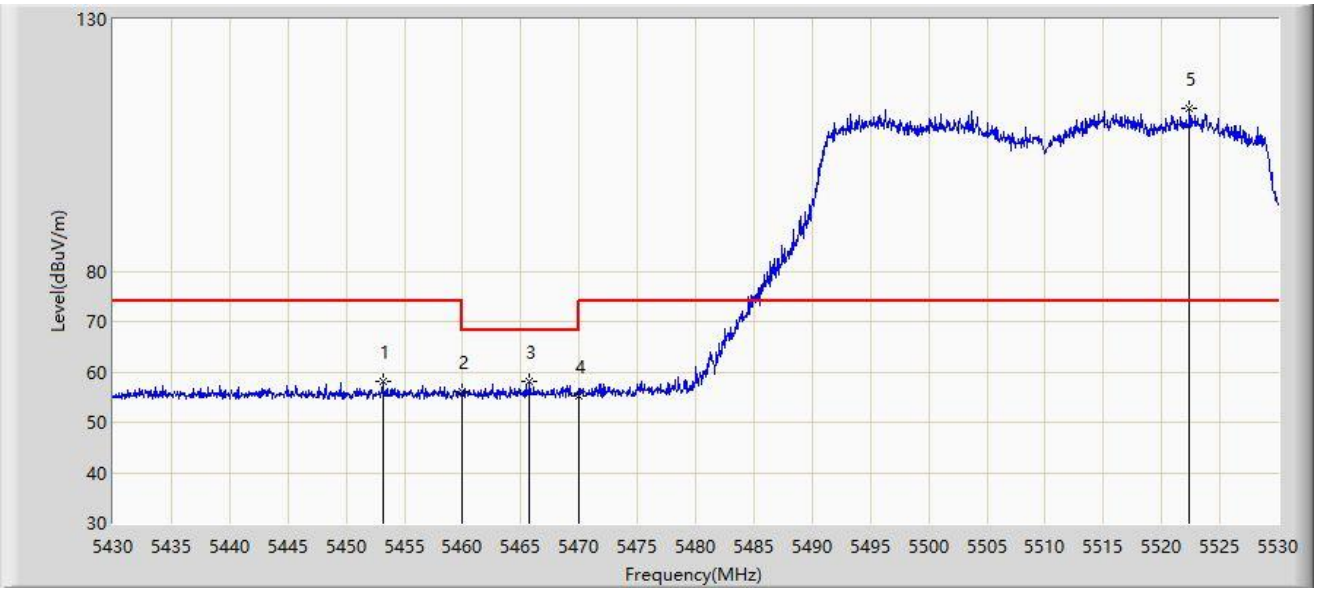

No	Mark	Frequency (MHz)	Measure Level (dBµV/m)	Reading Level (dBµV)	Margin (dB)	Limit (dBµV/m)	Factor (dB/m)	Type
1		5453.150	58.095	55.405	-15.905	74.000	2.691	PK
2		5460.000	56.122	53.371	-17.878	74.000	2.751	PK
3	*	5465.750	58.192	55.376	-10.008	68.200	2.817	PK
4		5470.000	55.229	52.365	-12.971	68.200	2.864	PK
5		5522.350	112.424	109.504	N/A	N/A	2.920	PK

Note 1: " * ", means this data is the worst emission level.

Note 2: Measure Level (dBµV/m) = Reading Level (dBµV) + Factor (dB/m).

Note 3: Factor (dB/m) = Cable Loss (dB) + Antenna Factor (dB/m) - Pre_Amplifier Gain (dB).

Site: NS-AC1	Test Date: 2024-08-15
Limit: FCC_5G_RE(3m)	Engineer: Ted Chen
Probe: NS-AC1_BBHA9120D_2111_1-18GHz	Polarity: Vertical
EUT: SkyNet IAB Node	Power: By PoE
Test Mode: Transmit by 802.110 at be-EHT40 5510MHz	

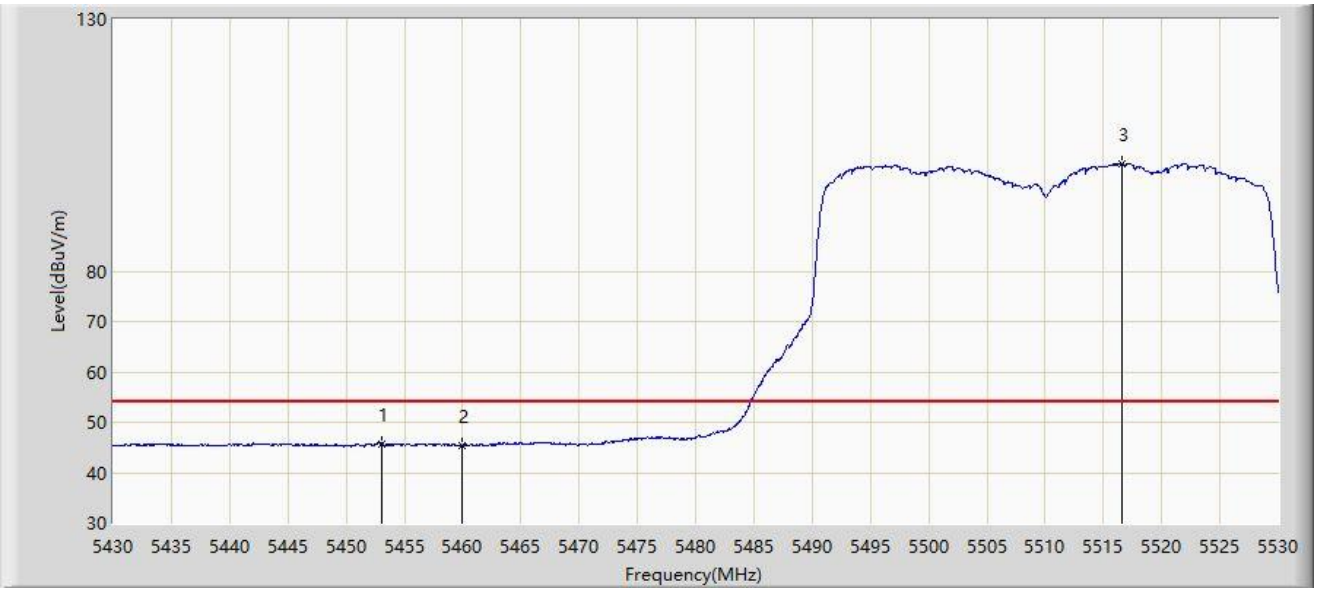

No	Mark	Frequency (MHz)	Measure Level (dBµV/m)	Reading Level (dBµV)	Margin (dB)	Limit (dBµV/m)	Factor (dB/m)	Type
1	*	5453.100	45.771	43.080	-8.229	54.000	2.690	AV
2		5460.000	45.488	42.737	-8.512	54.000	2.751	AV
3		5516.550	101.286	98.524	N/A	N/A	2.763	AV

Note 1: " * ", means this data is the worst emission level.

Note 2: Measure Level (dBµV/m) = Reading Level (dBµV) + Factor (dB/m).

Note 3: Factor (dB/m) = Cable Loss (dB) + Antenna Factor (dB/m) - Pre_Amplifier Gain (dB).

Site: NS-AC1	Test Date: 2024-08-15
Limit: FCC_5G_RE(3m)	Engineer: Ted Chen
Probe: NS-AC1_BBHA9120D_2111_1-18GHz	Polarity: Horizontal
EUT: SkyNet IAB Node	Power: By PoE
Test Mode: Transmit by 802.110 at be-EHT40 5670MHz	

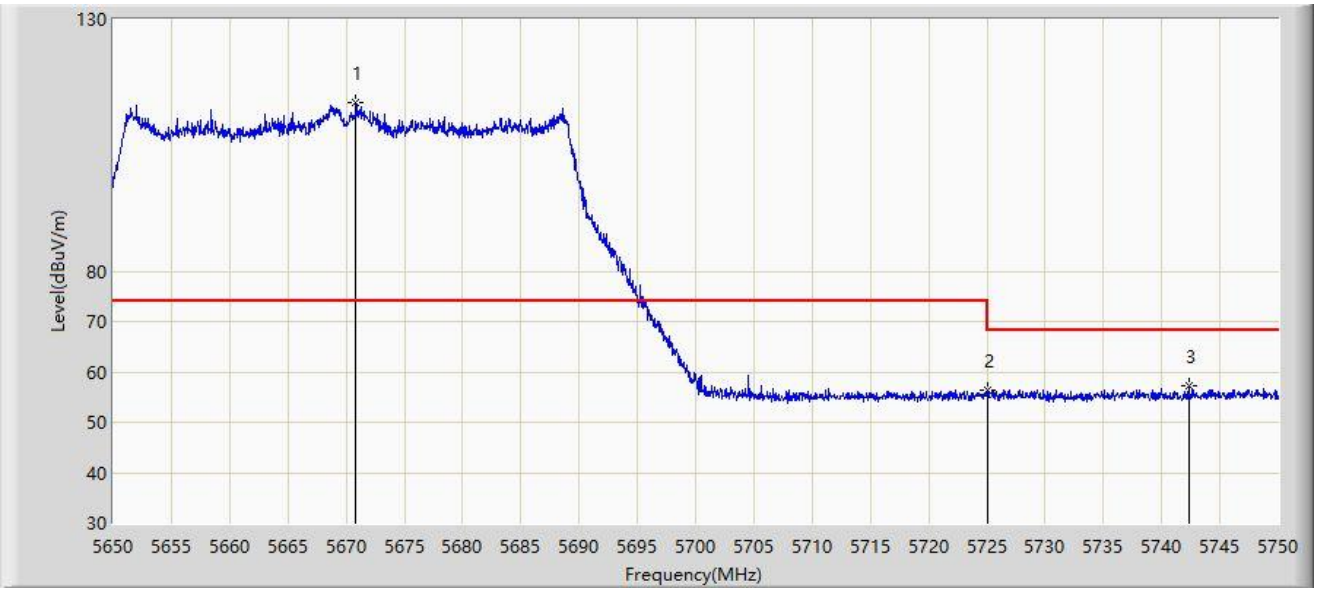

No	Mark	Frequency (MHz)	Measure Level (dBµV/m)	Reading Level (dBµV)	Margin (dB)	Limit (dBµV/m)	Factor (dB/m)	Type
1		5670.800	113.578	110.359	N/A	N/A	3.220	PK
2		5725.000	56.341	53.027	-11.859	68.200	3.314	PK
3	*	5742.300	57.182	53.692	-11.018	68.200	3.490	PK

Note 1: " * ", means this data is the worst emission level.

Note 2: Measure Level (dBµV/m) = Reading Level (dBµV) + Factor (dB/m).

Note 3: Factor (dB/m) = Cable Loss (dB) + Antenna Factor (dB/m) - Pre_Amplifier Gain (dB).

Site: NS-AC1	Test Date: 2024-08-15
Limit: FCC_5G_RE(3m)	Engineer: Ted Chen
Probe: NS-AC1_BBHA9120D_2111_1-18GHz	Polarity: Vertical
EUT: SkyNet IAB Node	Power: By PoE
Test Mode: Transmit by 802.110 at be-EHT40 5670MHz	

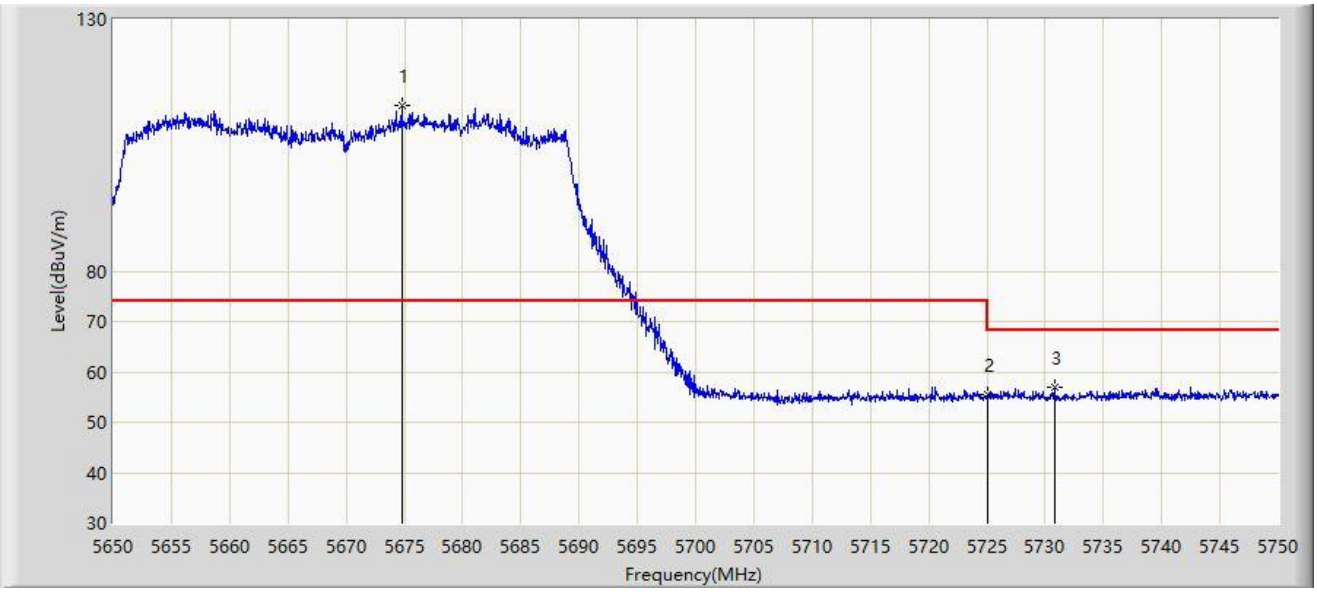

No	Mark	Frequency (MHz)	Measure Level (dBµV/m)	Reading Level (dBµV)	Margin (dB)	Limit (dBµV/m)	Factor (dB/m)	Type
1		5674.800	112.910	109.528	N/A	N/A	3.382	PK
2		5725.000	55.365	52.051	-12.835	68.200	3.314	PK
3	*	5730.800	56.865	53.482	-11.335	68.200	3.383	PK

Note 1: " * ", means this data is the worst emission level.

Note 2: Measure Level (dBµV/m) = Reading Level (dBµV) + Factor (dB/m).

Note 3: Factor (dB/m) = Cable Loss (dB) + Antenna Factor (dB/m) - Pre_Amplifier Gain (dB).

Site: NS-AC1	Test Date: 2024-08-15
Limit: FCC_5.8G_RE(3m)	Engineer: Ted Chen
Probe: NS-AC1_BBHA9120D_2111_1-18GHz	Polarity: Horizontal
EUT: SkyNet IAB Node	Power: By PoE
Test Mode: Transmit by 802.110 at be-EHT40 5755MHz	

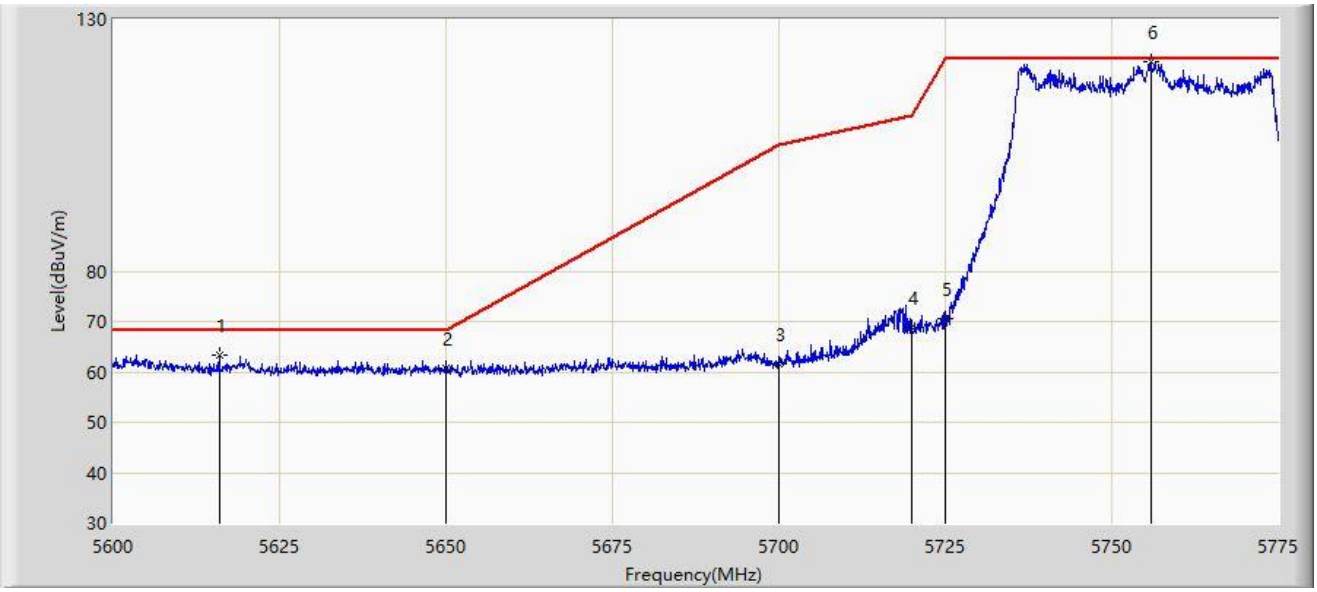

No	Mark	Frequency (MHz)	Measure Level (dBµV/m)	Reading Level (dBµV)	Margin (dB)	Limit (dBµV/m)	Factor (dB/m)	Type
1	*	5615.925	63.252	60.463	-4.948	68.200	2.789	PK
2		5650.000	60.671	57.786	-7.529	68.200	2.885	PK
3		5700.000	61.640	58.373	-43.560	105.200	3.267	PK
4		5720.000	68.738	65.545	-42.062	110.800	3.192	PK
5		5725.000	70.617	67.303	-51.583	122.200	3.314	PK
6		5755.925	121.479	118.125	N/A	N/A	3.355	PK

Note 1: " * ", means this data is the worst emission level.

Note 2: Measure Level (dBµV/m) = Reading Level (dBµV) + Factor (dB/m).

Note 3: Factor (dB/m) = Cable Loss (dB) + Antenna Factor (dB/m) - Pre_Amplifier Gain (dB).

Site: NS-AC1	Test Date: 2024-08-15
Limit: FCC_5.8G_RE(3m)	Engineer: Ted Chen
Probe: NS-AC1_BBHA9120D_2111_1-18GHz	Polarity: Vertical
EUT: SkyNet IAB Node	Power: By PoE
Test Mode: Transmit by 802.110 at be-EHT40 5755MHz	

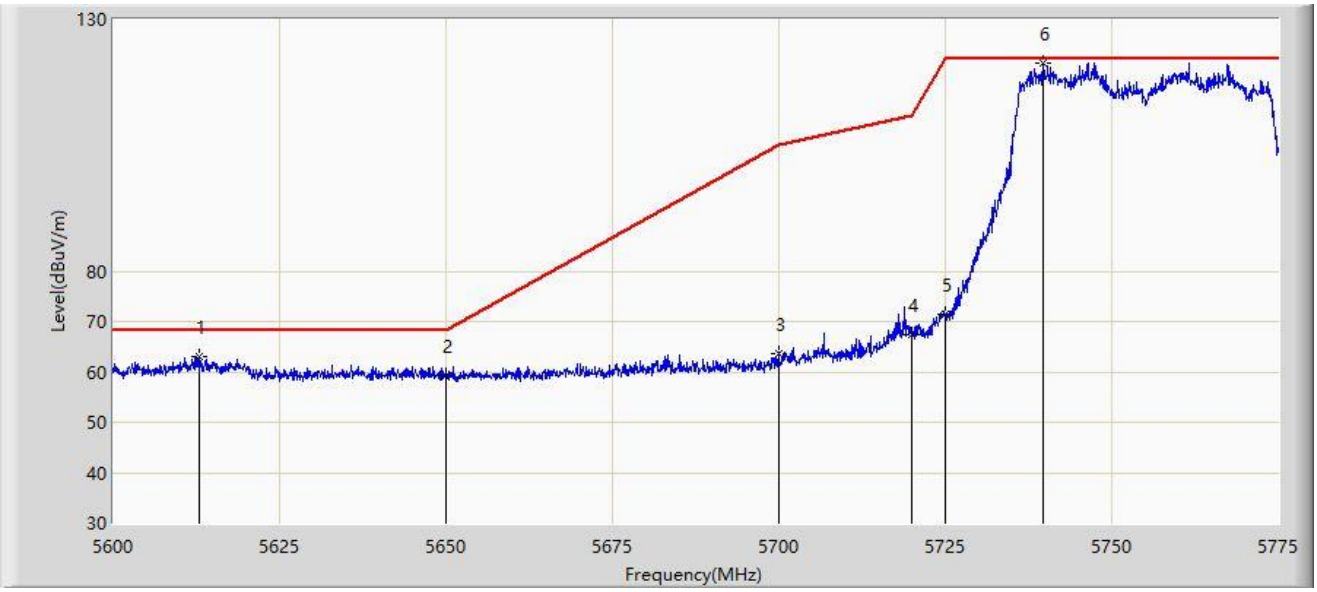

No	Mark	Frequency (MHz)	Measure Level (dBµV/m)	Reading Level (dBµV)	Margin (dB)	Limit (dBµV/m)	Factor (dB/m)	Type
1	*	5613.038	63.184	60.478	-5.016	68.200	2.706	PK
2		5650.000	59.342	56.457	-8.858	68.200	2.885	PK
3		5700.000	63.576	60.309	-41.624	105.200	3.267	PK
4		5720.000	67.519	64.326	-43.281	110.800	3.192	PK
5		5725.000	71.380	68.066	-50.820	122.200	3.314	PK
6		5739.737	121.343	117.877	N/A	N/A	3.466	PK

Note 1: " * ", means this data is the worst emission level.

Note 2: Measure Level (dBµV/m) = Reading Level (dBµV) + Factor (dB/m).

Note 3: Factor (dB/m) = Cable Loss (dB) + Antenna Factor (dB/m) - Pre_Amplifier Gain (dB).

Site: NS-AC1	Test Date: 2024-08-15
Limit: FCC_5.8G_RE(3m)	Engineer: Ted Chen
Probe: NS-AC1_BBHA9120D_2111_1-18GHz	Polarity: Horizontal
EUT: SkyNet IAB Node	Power: By PoE
Test Mode: Transmit by 802.110 at be-EHT40 5795MHz	

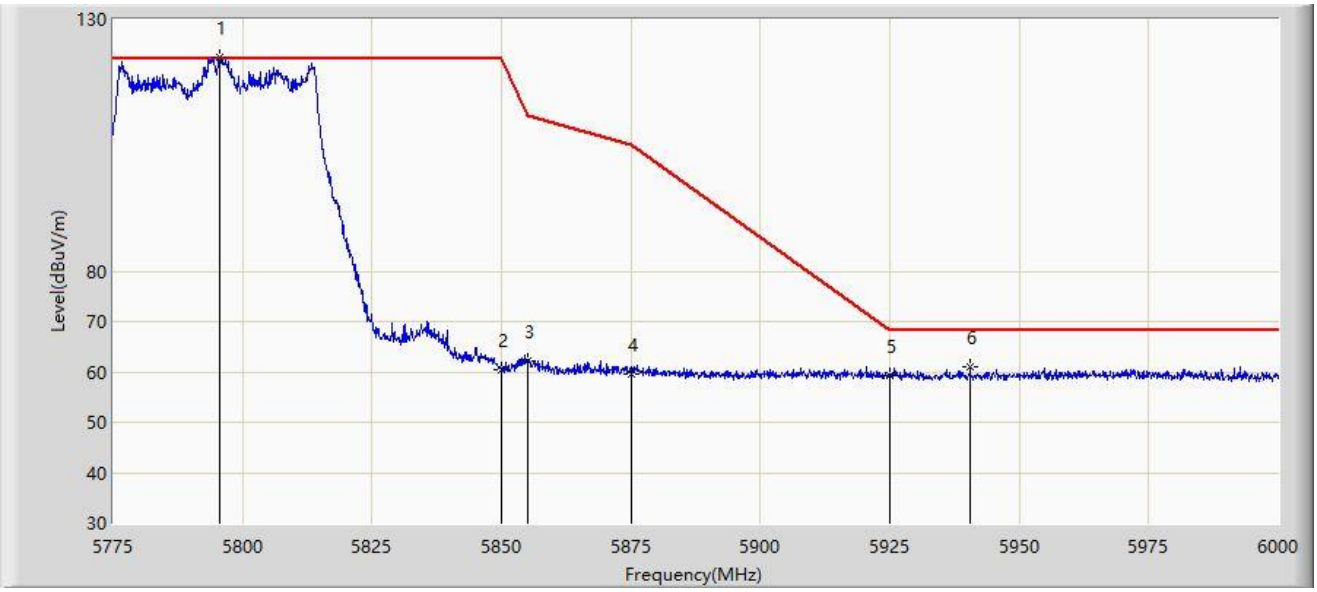

No	Mark	Frequency (MHz)	Measure Level (dBµV/m)	Reading Level (dBµV)	Margin (dB)	Limit (dBµV/m)	Factor (dB/m)	Type
1		5795.475	122.560	118.980	N/A	N/A	3.581	PK
2		5850.000	60.392	56.965	-61.808	122.200	3.427	PK
3		5855.000	62.104	58.603	-48.696	110.800	3.502	PK
4		5875.000	59.430	55.787	-45.770	105.200	3.644	PK
5		5925.000	59.208	55.423	-8.992	68.200	3.784	PK
6	*	5940.487	61.157	57.442	-7.043	68.200	3.716	PK

Note 1: " * ", means this data is the worst emission level.

Note 2: Measure Level (dBµV/m) = Reading Level (dBµV) + Factor (dB/m).

Note 3: Factor (dB/m) = Cable Loss (dB) + Antenna Factor (dB/m) - Pre_Amplifier Gain (dB).

Site: NS-AC1	Test Date: 2024-08-15
Limit: FCC_5.8G_RE(3m)	Engineer: Ted Chen
Probe: NS-AC1_BBHA9120D_2111_1-18GHz	Polarity: Vertical
EUT: SkyNet IAB Node	Power: By PoE
Test Mode: Transmit by 802.110 at be-EHT40 5795MHz	

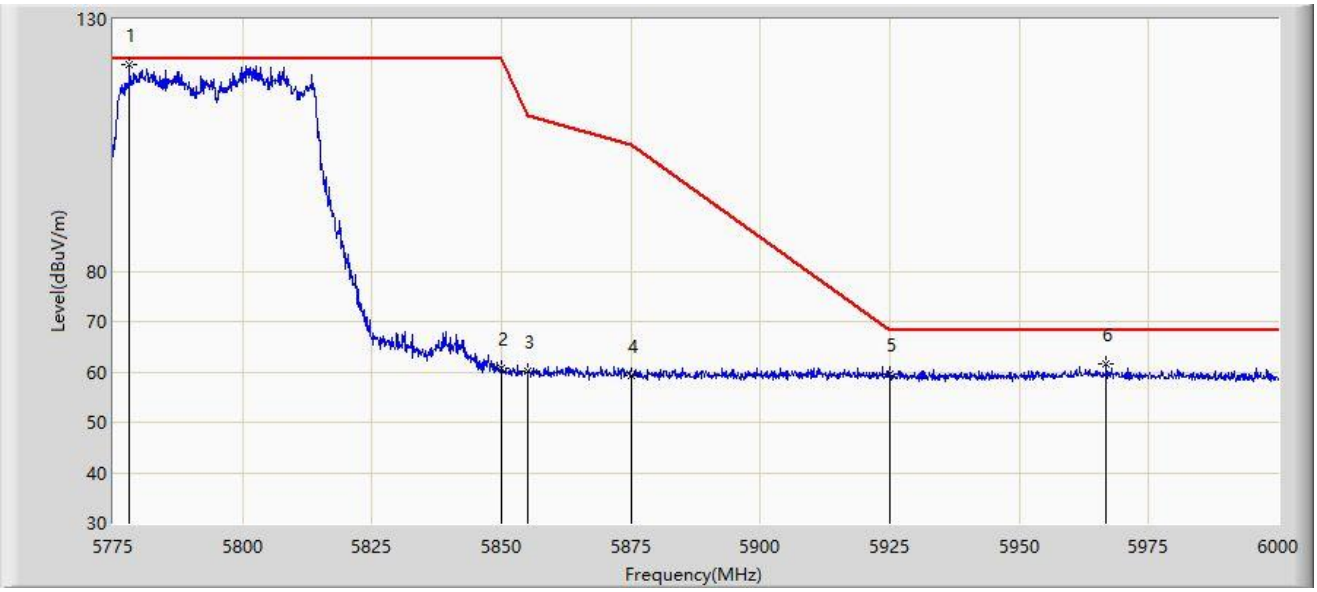

No	Mark	Frequency (MHz)	Measure Level (dBµV/m)	Reading Level (dBµV)	Margin (dB)	Limit (dBµV/m)	Factor (dB/m)	Type
1		5778.150	120.931	117.283	N/A	N/A	3.648	PK
2		5850.000	60.813	57.386	-61.387	122.200	3.427	PK
3		5855.000	60.064	56.563	-50.736	110.800	3.502	PK
4		5875.000	59.269	55.626	-45.931	105.200	3.644	PK
5		5925.000	59.440	55.655	-8.760	68.200	3.784	PK
6	*	5966.812	61.688	57.521	-6.512	68.200	4.167	PK

Note 1: " * ", means this data is the worst emission level.

Note 2: Measure Level (dBµV/m) = Reading Level (dBµV) + Factor (dB/m).

Note 3: Factor (dB/m) = Cable Loss (dB) + Antenna Factor (dB/m) - Pre_Amplifier Gain (dB).

Site: NS-AC1	Test Date: 2024-08-15
Limit: FCC_5G_RE(3m)	Engineer: Ted Chen
Probe: NS-AC1_BBHA9120D_2111_1-18GHz	Polarity: Horizontal
EUT: SkyNet IAB Node	Power: By PoE
Test Mode: Transmit by 802.110 at be-EHT80 5210MHz	

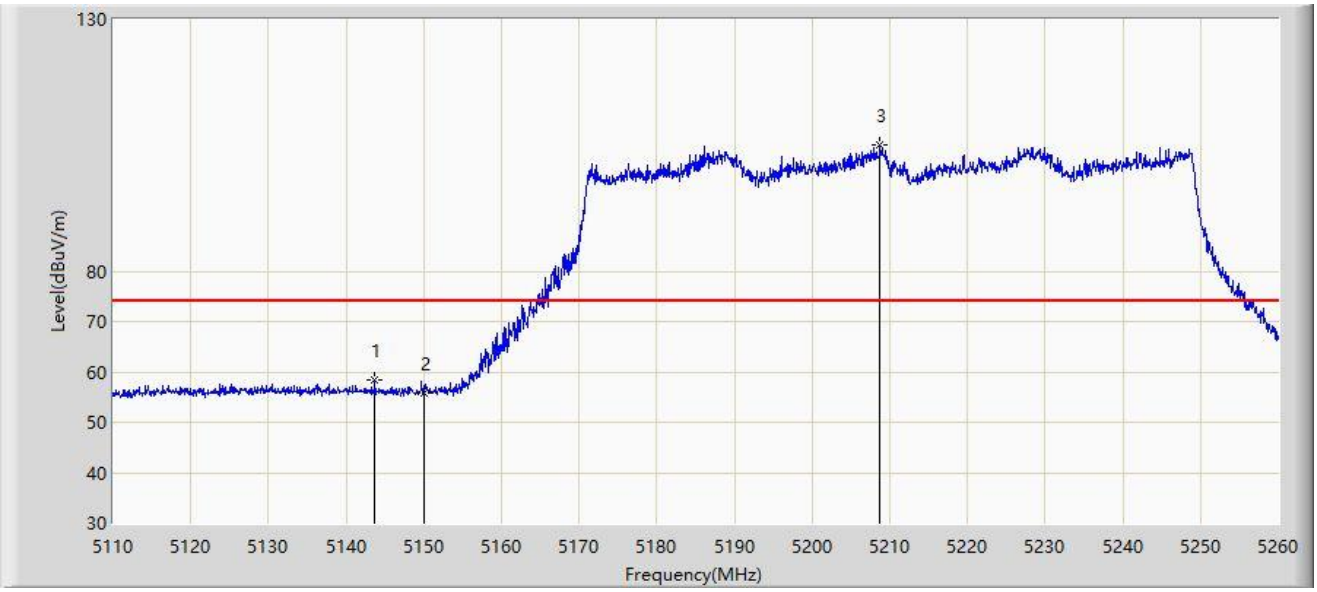

No	Mark	Frequency (MHz)	Measure Level (dBµV/m)	Reading Level (dBµV)	Margin (dB)	Limit (dBµV/m)	Factor (dB/m)	Type
1	*	5143.675	58.526	54.271	-15.474	74.000	4.254	PK
2		5150.000	55.694	51.504	-18.306	74.000	4.189	PK
3		5208.775	104.947	101.641	N/A	N/A	3.306	PK

Note 1: " * ", means this data is the worst emission level.

Note 2: Measure Level (dBµV/m) = Reading Level (dBµV) + Factor (dB/m).

Note 3: Factor (dB/m) = Cable Loss (dB) + Antenna Factor (dB/m) - Pre_Amplifier Gain (dB).

Site: NS-AC1	Test Date: 2024-08-15
Limit: FCC_5G_RE(3m)	Engineer: Ted Chen
Probe: NS-AC1_BBHA9120D_2111_1-18GHz	Polarity: Horizontal
EUT: SkyNet IAB Node	Power: By PoE
Test Mode: Transmit by 802.110 at be-EHT80 5210MHz	

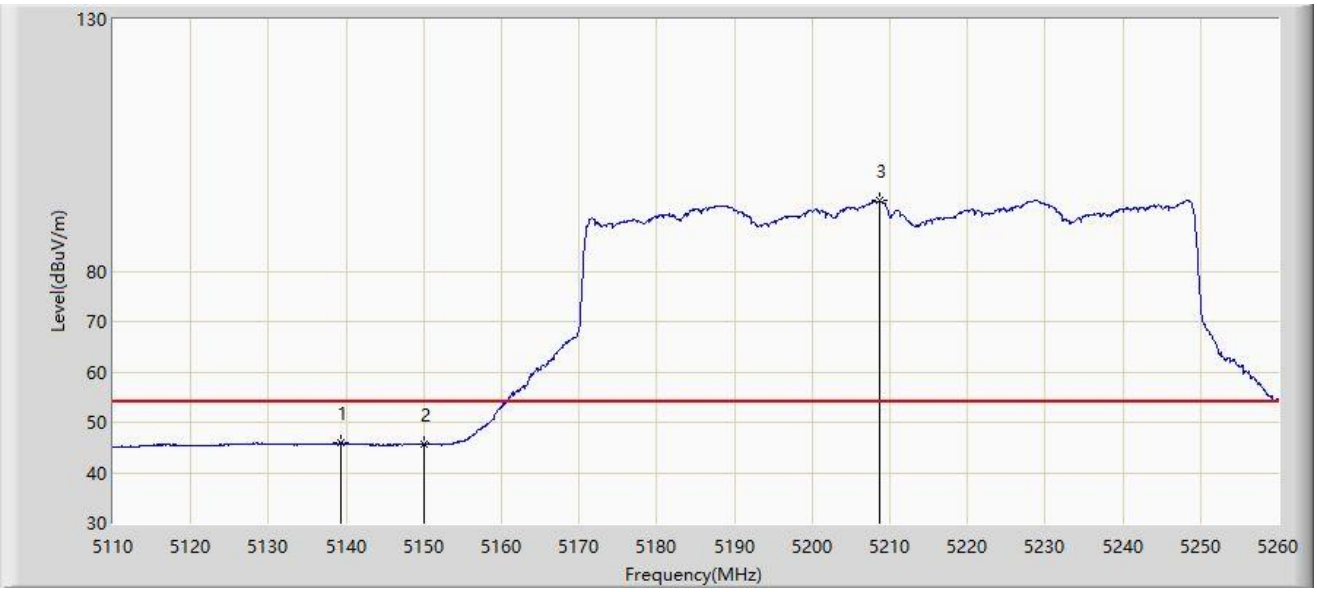

No	Mark	Frequency (MHz)	Measure Level (dBµV/m)	Reading Level (dBµV)	Margin (dB)	Limit (dBµV/m)	Factor (dB/m)	Type
1	*	5139.250	45.936	41.704	-8.064	54.000	4.232	AV
2		5150.000	45.694	41.504	-8.306	54.000	4.189	AV
3		5208.625	93.965	90.654	N/A	N/A	3.311	AV

Note 1: " * ", means this data is the worst emission level.

Note 2: Measure Level (dBµV/m) = Reading Level (dBµV) + Factor (dB/m).

Note 3: Factor (dB/m) = Cable Loss (dB) + Antenna Factor (dB/m) - Pre_Amplifier Gain (dB).

Site: NS-AC1	Test Date: 2024-08-15
Limit: FCC_5G_RE(3m)	Engineer: Ted Chen
Probe: NS-AC1_BBHA9120D_2111_1-18GHz	Polarity: Vertical
EUT: SkyNet IAB Node	Power: By PoE
Test Mode: Transmit by 802.110 at be-EHT80 5210MHz	

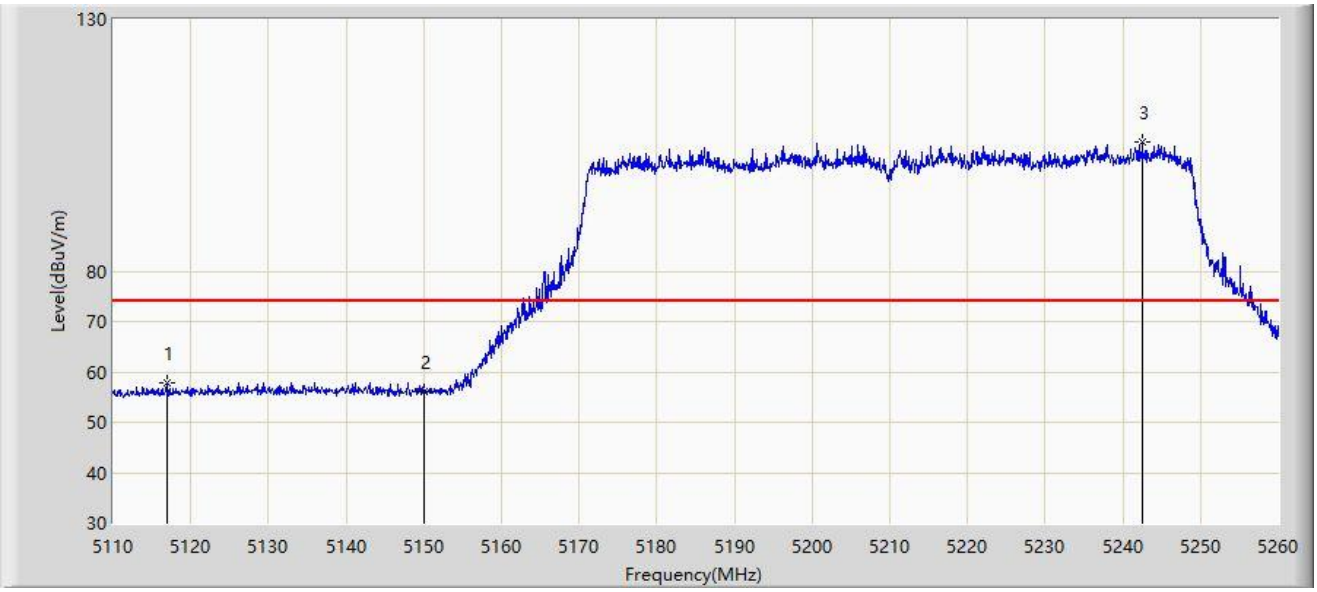

No	Mark	Frequency (MHz)	Measure Level (dBµV/m)	Reading Level (dBµV)	Margin (dB)	Limit (dBµV/m)	Factor (dB/m)	Type
1	*	5116.900	57.919	54.011	-16.081	74.000	3.908	PK
2		5150.000	56.033	51.843	-17.967	74.000	4.189	PK
3		5242.525	105.554	102.017	N/A	N/A	3.537	PK

Note 1: " * ", means this data is the worst emission level.

Note 2: Measure Level (dBµV/m) = Reading Level (dBµV) + Factor (dB/m).

Note 3: Factor (dB/m) = Cable Loss (dB) + Antenna Factor (dB/m) - Pre_Amplifier Gain (dB).

Site: NS-AC1	Test Date: 2024-08-15
Limit: FCC_5G_RE(3m)	Engineer: Ted Chen
Probe: NS-AC1_BBHA9120D_2111_1-18GHz	Polarity: Vertical
EUT: SkyNet IAB Node	Power: By PoE
Test Mode: Transmit by 802.110 at be-EHT80 5210MHz	

No	Mark	Frequency (MHz)	Measure Level (dBµV/m)	Reading Level (dBµV)	Margin (dB)	Limit (dBµV/m)	Factor (dB/m)	Type
1	*	5142.100	45.994	41.748	-8.006	54.000	4.247	AV
2		5150.000	45.621	41.431	-8.379	54.000	4.189	AV
3		5245.225	94.672	91.084	N/A	N/A	3.587	AV

Note 1: " * ", means this data is the worst emission level.

Note 2: Measure Level (dBµV/m) = Reading Level (dBµV) + Factor (dB/m).

Note 3: Factor (dB/m) = Cable Loss (dB) + Antenna Factor (dB/m) - Pre_Amplifier Gain (dB).

Site: NS-AC1	Test Date: 2024-08-15
Limit: FCC_5G_RE(3m)	Engineer: Ted Chen
Probe: NS-AC1_BBHA9120D_2111_1-18GHz	Polarity: Horizontal
EUT: SkyNet IAB Node	Power: By PoE
Test Mode: Transmit by 802.110 at be-EHT80 5290MHz	

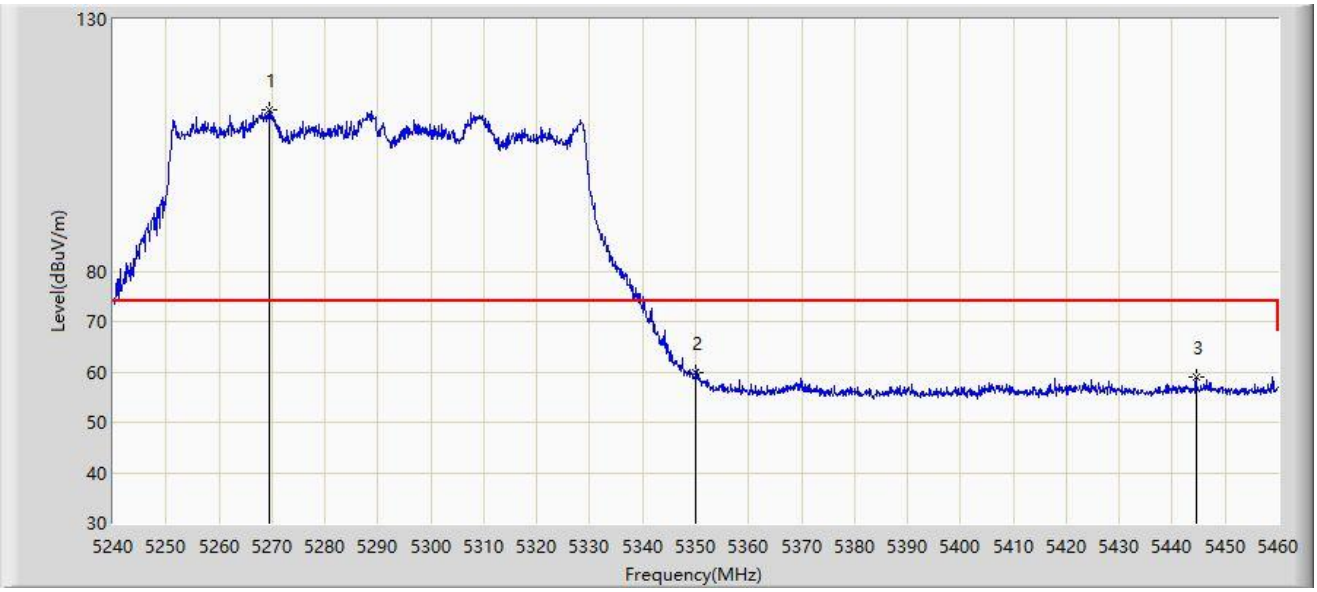

No	Mark	Frequency (MHz)	Measure Level (dBµV/m)	Reading Level (dBµV)	Margin (dB)	Limit (dBµV/m)	Factor (dB/m)	Type
1		5269.370	111.906	109.152	N/A	N/A	2.755	PK
2	*	5350.000	59.843	57.032	-14.157	74.000	2.811	PK
3		5444.490	58.873	56.120	-15.127	74.000	2.753	PK

Note 1: " * ", means this data is the worst emission level.

Note 2: Measure Level (dBµV/m) = Reading Level (dBµV) + Factor (dB/m).

Note 3: Factor (dB/m) = Cable Loss (dB) + Antenna Factor (dB/m) - Pre_Amplifier Gain (dB).

Site: NS-AC1	Test Date: 2024-08-15
Limit: FCC_5G_RE(3m)	Engineer: Ted Chen
Probe: NS-AC1_BBHA9120D_2111_1-18GHz	Polarity: Horizontal
EUT: SkyNet IAB Node	Power: By PoE
Test Mode: Transmit by 802.110 at be-EHT80 5290MHz	

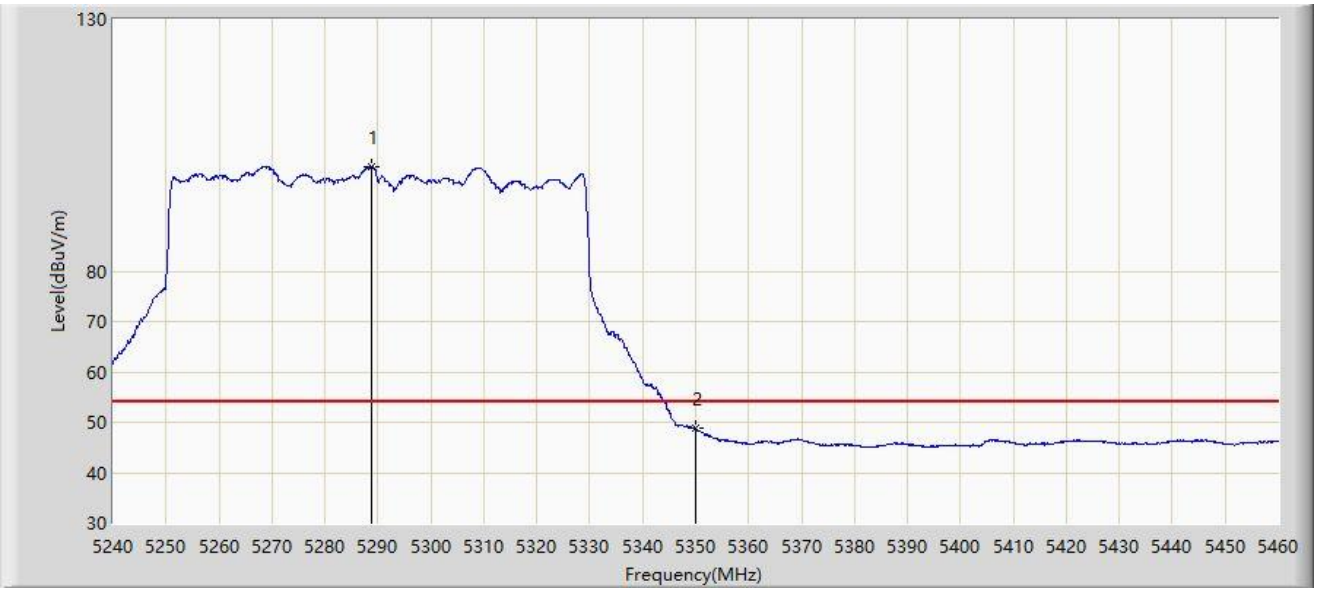

No	Mark	Frequency (MHz)	Measure Level (dBµV/m)	Reading Level (dBµV)	Margin (dB)	Limit (dBµV/m)	Factor (dB/m)	Type
1		5288.840	100.779	97.981	N/A	N/A	2.798	AV
2	*	5350.000	48.720	45.909	-5.280	54.000	2.811	AV

Note 1: " * ", means this data is the worst emission level.

Note 2: Measure Level (dBµV/m) = Reading Level (dBµV) + Factor (dB/m).

Note 3: Factor (dB/m) = Cable Loss (dB) + Antenna Factor (dB/m) - Pre_Amplifier Gain (dB).

Site: NS-AC1	Test Date: 2024-08-15
Limit: FCC_5G_RE(3m)	Engineer: Ted Chen
Probe: NS-AC1_BBHA9120D_2111_1-18GHz	Polarity: Vertical
EUT: SkyNet IAB Node	Power: By PoE
Test Mode: Transmit by 802.110 at be-EHT80 5290MHz	

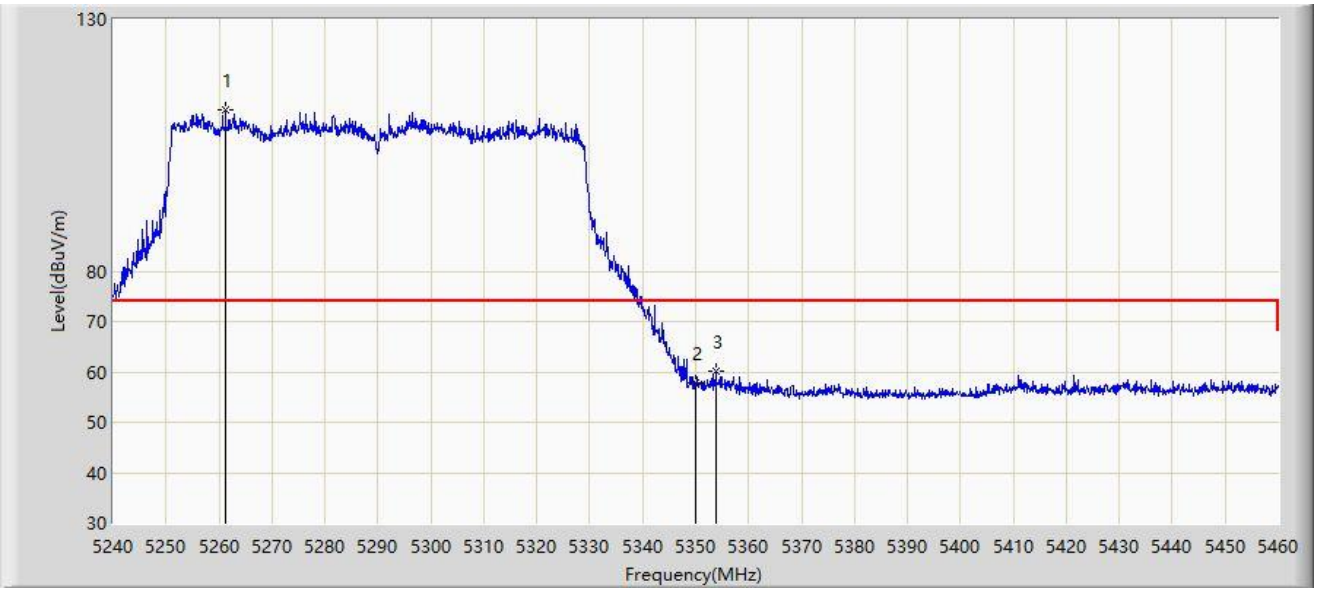

No	Mark	Frequency (MHz)	Measure Level (dBµV/m)	Reading Level (dBµV)	Margin (dB)	Limit (dBµV/m)	Factor (dB/m)	Type
1		5261.230	111.975	108.900	N/A	N/A	3.075	PK
2		5350.000	57.732	54.921	-16.268	74.000	2.811	PK
3	*	5353.850	60.218	57.418	-13.782	74.000	2.799	PK

Note 1: " * ", means this data is the worst emission level.

Note 2: Measure Level (dBµV/m) = Reading Level (dBµV) + Factor (dB/m).

Note 3: Factor (dB/m) = Cable Loss (dB) + Antenna Factor (dB/m) - Pre_Amplifier Gain (dB).

Site: NS-AC1	Test Date: 2024-08-15
Limit: FCC_5G_RE(3m)	Engineer: Ted Chen
Probe: NS-AC1_BBHA9120D_2111_1-18GHz	Polarity: Vertical
EUT: SkyNet IAB Node	Power: By PoE
Test Mode: Transmit by 802.110 at be-EHT80 5290MHz	

No	Mark	Frequency (MHz)	Measure Level (dBµV/m)	Reading Level (dBµV)	Margin (dB)	Limit (dBµV/m)	Factor (dB/m)	Type
1		5255.400	101.142	97.753	N/A	N/A	3.389	AV
2		5350.000	47.338	44.527	-6.662	54.000	2.811	AV
3	*	5353.410	48.343	45.536	-5.657	54.000	2.808	AV

Note 1: " * ", means this data is the worst emission level.

Note 2: Measure Level (dBµV/m) = Reading Level (dBµV) + Factor (dB/m).

Note 3: Factor (dB/m) = Cable Loss (dB) + Antenna Factor (dB/m) - Pre_Amplifier Gain (dB).

Site: NS-AC1	Test Date: 2024-08-15
Limit: FCC_5G_RE(3m)	Engineer: Ted Chen
Probe: NS-AC1_BBHA9120D_2111_1-18GHz	Polarity: Horizontal
EUT: SkyNet IAB Node	Power: By PoE
Test Mode: Transmit by 802.110 at be-EHT80 5530MHz	

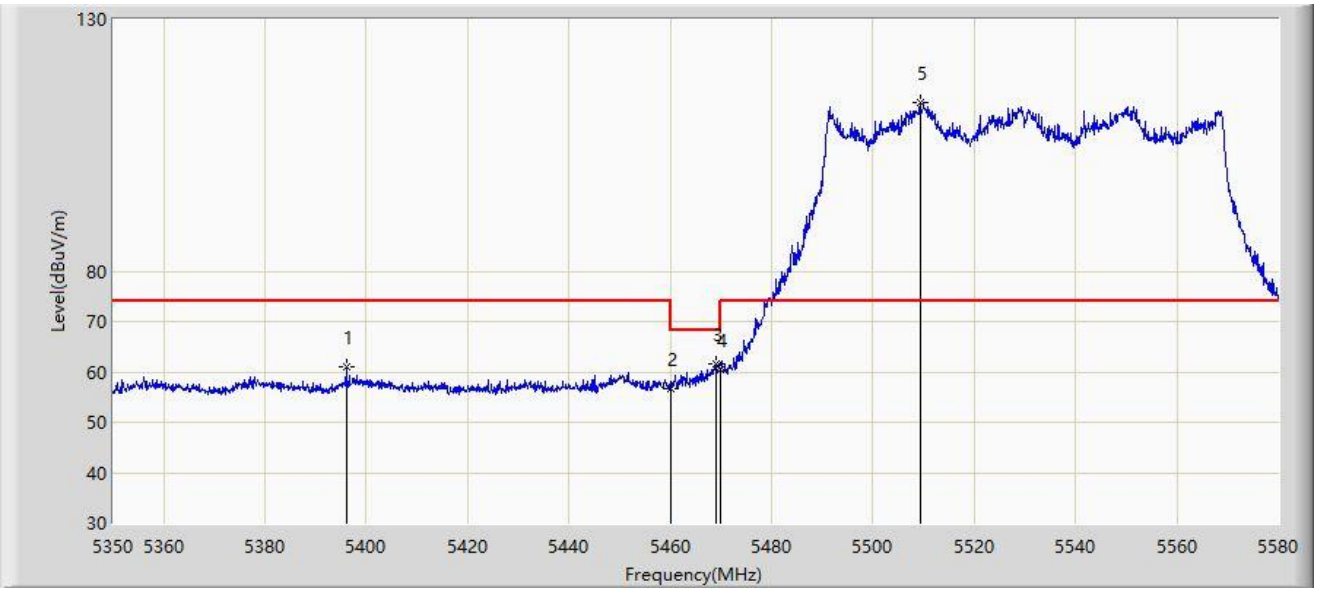

No	Mark	Frequency (MHz)	Measure Level (dBµV/m)	Reading Level (dBµV)	Margin (dB)	Limit (dBµV/m)	Factor (dB/m)	Type
1		5396.000	60.908	58.190	-13.092	74.000	2.718	PK
2		5460.000	56.771	54.020	-17.229	74.000	2.751	PK
3	*	5468.910	61.644	58.792	-6.556	68.200	2.851	PK
4		5470.000	60.541	57.677	-7.659	68.200	2.864	PK
5		5509.275	113.447	110.899	N/A	N/A	2.549	PK

Note 1: " * ", means this data is the worst emission level.

Note 2: Measure Level (dBµV/m) = Reading Level (dBµV) + Factor (dB/m).

Note 3: Factor (dB/m) = Cable Loss (dB) + Antenna Factor (dB/m) - Pre_Amplifier Gain (dB).

Site: NS-AC1	Test Date: 2024-08-15
Limit: FCC_5G_RE(3m)	Engineer: Ted Chen
Probe: NS-AC1_BBHA9120D_2111_1-18GHz	Polarity: Horizontal
EUT: SkyNet IAB Node	Power: By PoE
Test Mode: Transmit by 802.110 at be-EHT80 5530MHz	

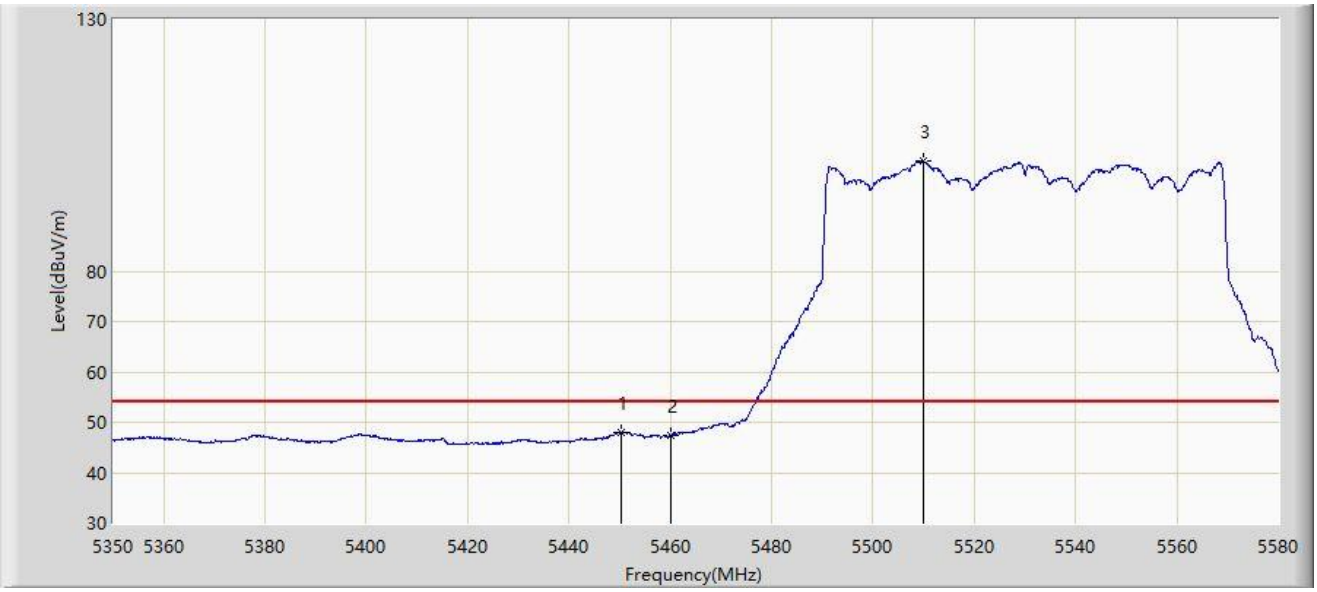

No	Mark	Frequency (MHz)	Measure Level (dBµV/m)	Reading Level (dBµV)	Margin (dB)	Limit (dBµV/m)	Factor (dB/m)	Type
1	*	5450.165	48.080	45.368	-5.920	54.000	2.712	AV
2		5460.000	47.394	44.643	-6.606	54.000	2.751	AV
3		5509.965	101.791	99.222	N/A	N/A	2.568	AV

Note 1: " * ", means this data is the worst emission level.

Note 2: Measure Level (dBµV/m) = Reading Level (dBµV) + Factor (dB/m).

Note 3: Factor (dB/m) = Cable Loss (dB) + Antenna Factor (dB/m) - Pre_Amplifier Gain (dB).

Site: NS-AC1	Test Date: 2024-08-15
Limit: FCC_5G_RE(3m)	Engineer: Ted Chen
Probe: NS-AC1_BBHA9120D_2111_1-18GHz	Polarity: Vertical
EUT: SkyNet IAB Node	Power: By PoE
Test Mode: Transmit by 802.110 at be-EHT80 5530MHz	

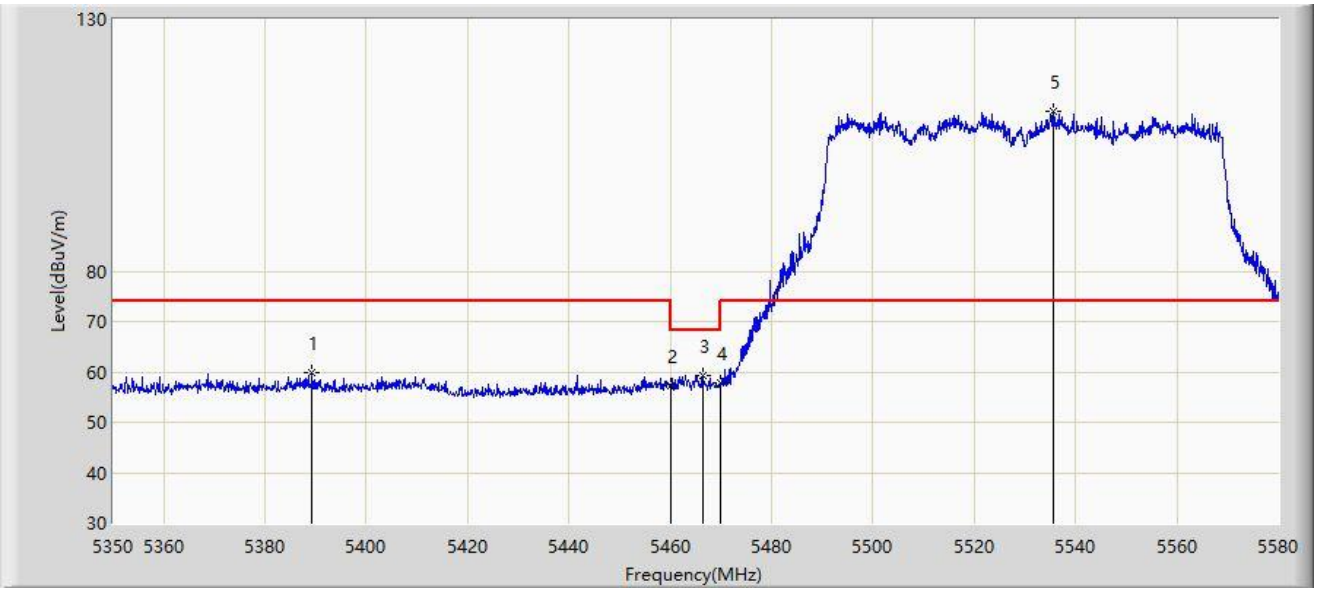

No	Mark	Frequency (MHz)	Measure Level (dBµV/m)	Reading Level (dBµV)	Margin (dB)	Limit (dBµV/m)	Factor (dB/m)	Type
1		5389.330	59.914	57.211	-14.086	74.000	2.703	PK
2		5460.000	57.275	54.524	-16.725	74.000	2.751	PK
3	*	5466.380	59.245	56.422	-8.955	68.200	2.823	PK
4		5470.000	57.850	54.986	-10.350	68.200	2.864	PK
5		5535.610	111.603	108.757	N/A	N/A	2.846	PK

Note 1: " * ", means this data is the worst emission level.

Note 2: Measure Level (dBµV/m) = Reading Level (dBµV) + Factor (dB/m).

Note 3: Factor (dB/m) = Cable Loss (dB) + Antenna Factor (dB/m) - Pre_Amplifier Gain (dB).

Site: NS-AC1	Test Date: 2024-08-15
Limit: FCC_5G_RE(3m)	Engineer: Ted Chen
Probe: NS-AC1_BBHA9120D_2111_1-18GHz	Polarity: Vertical
EUT: SkyNet IAB Node	Power: By PoE
Test Mode: Transmit by 802.110 at be-EHT80 5530MHz	

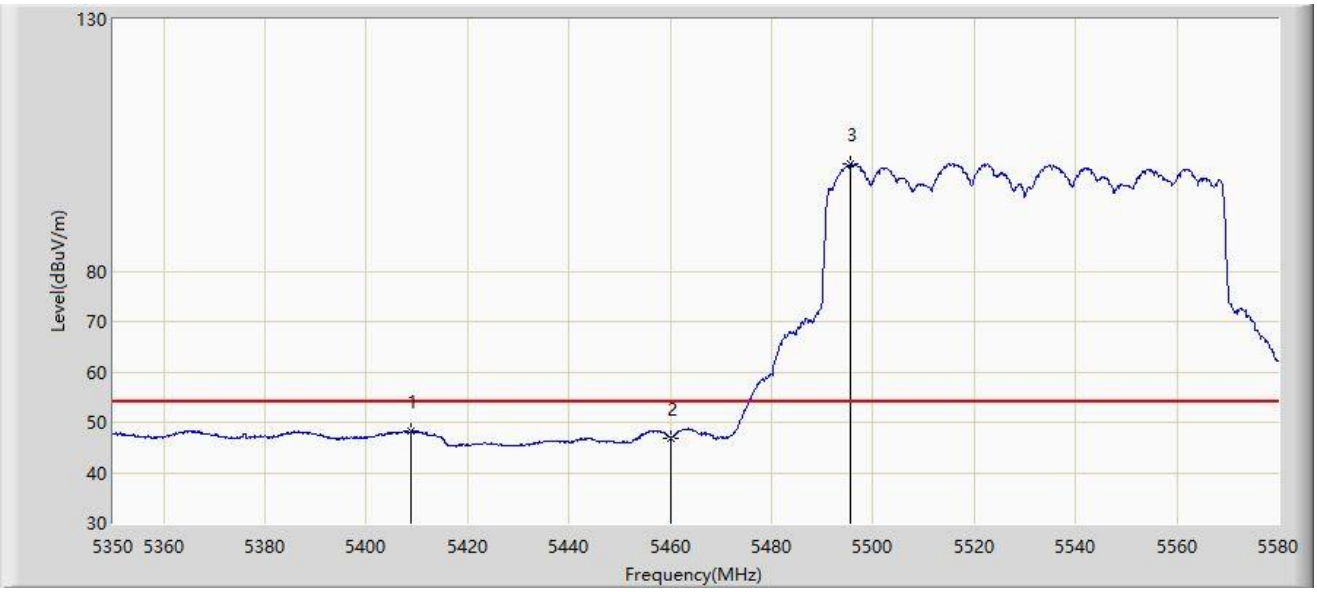

No	Mark	Frequency (MHz)	Measure Level (dBµV/m)	Reading Level (dBµV)	Margin (dB)	Limit (dBµV/m)	Factor (dB/m)	Type
1	*	5408.880	48.199	45.480	-5.801	54.000	2.719	AV
2		5460.000	46.934	44.183	-7.066	54.000	2.751	AV
3		5495.590	101.309	98.669	N/A	N/A	2.640	AV

Note 1: " * ", means this data is the worst emission level.

Note 2: Measure Level (dBµV/m) = Reading Level (dBµV) + Factor (dB/m).

Note 3: Factor (dB/m) = Cable Loss (dB) + Antenna Factor (dB/m) - Pre_Amplifier Gain (dB).

Site: NS-AC1	Test Date: 2024-08-15
Limit: FCC_5G_RE(3m)	Engineer: Ted Chen
Probe: NS-AC1_BBHA9120D_2111_1-18GHz	Polarity: Horizontal
EUT: SkyNet IAB Node	Power: By PoE
Test Mode: Transmit by 802.110 at be-EHT80 5610MHz	

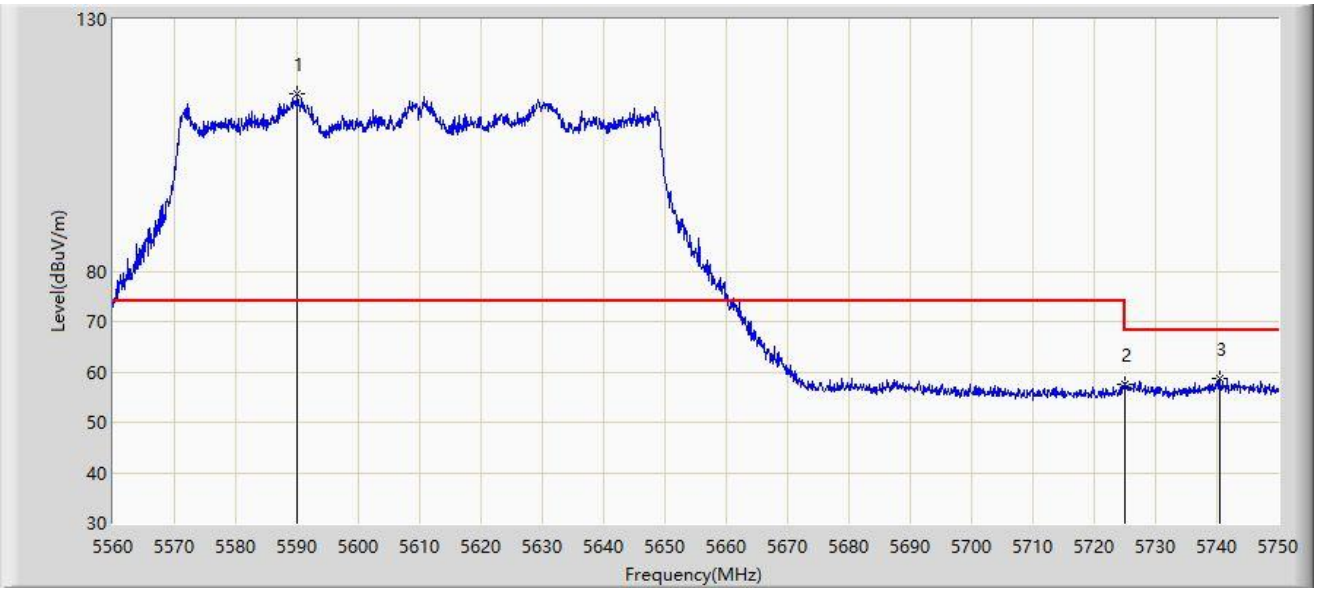

No	Mark	Frequency (MHz)	Measure Level (dBµV/m)	Reading Level (dBµV)	Margin (dB)	Limit (dBµV/m)	Factor (dB/m)	Type
1		5590.115	115.273	112.074	N/A	N/A	3.199	PK
2		5725.000	57.572	54.258	-10.628	68.200	3.314	PK
3	*	5740.595	58.730	55.255	-9.470	68.200	3.475	PK

Note 1: " * ", means this data is the worst emission level.

Note 2: Measure Level (dBµV/m) = Reading Level (dBµV) + Factor (dB/m).

Note 3: Factor (dB/m) = Cable Loss (dB) + Antenna Factor (dB/m) - Pre_Amplifier Gain (dB).

Site: NS-AC1	Test Date: 2024-08-15
Limit: FCC_5G_RE(3m)	Engineer: Ted Chen
Probe: NS-AC1_BBHA9120D_2111_1-18GHz	Polarity: Vertical
EUT: SkyNet IAB Node	Power: By PoE
Test Mode: Transmit by 802.110 at be-EHT80 5610MHz	

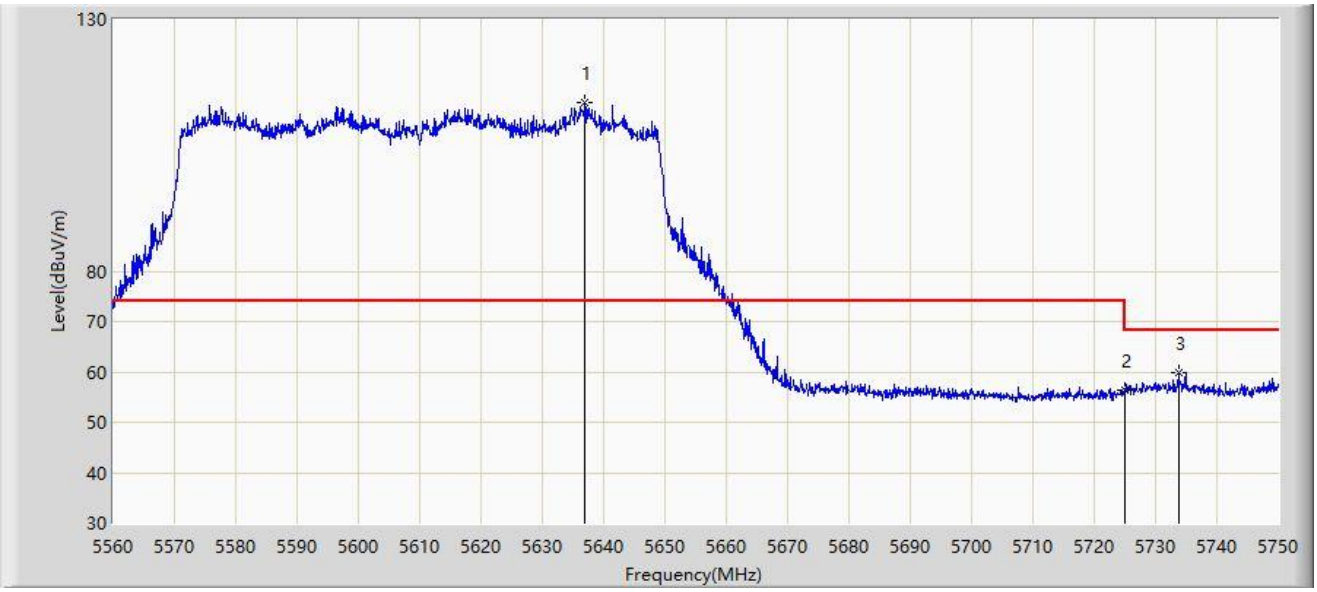

No	Mark	Frequency (MHz)	Measure Level (dBµV/m)	Reading Level (dBµV)	Margin (dB)	Limit (dBµV/m)	Factor (dB/m)	Type
1		5636.950	113.343	110.266	N/A	N/A	3.077	PK
2		5725.000	56.434	53.120	-11.766	68.200	3.314	PK
3	*	5733.755	59.726	56.315	-8.474	68.200	3.411	PK

Note 1: " * ", means this data is the worst emission level.

Note 2: Measure Level (dBµV/m) = Reading Level (dBµV) + Factor (dB/m).

Note 3: Factor (dB/m) = Cable Loss (dB) + Antenna Factor (dB/m) - Pre_Amplifier Gain (dB).

Site: NS-AC1	Test Date: 2024-08-15
Limit: FCC_5.8G_RE(3m)	Engineer: Ted Chen
Probe: NS-AC1_BBHA9120D_2111_1-18GHz	Polarity: Horizontal
EUT: SkyNet IAB Node	Power: By PoE
Test Mode: Transmit by 802.110 at be-EHT80 5775MHz	

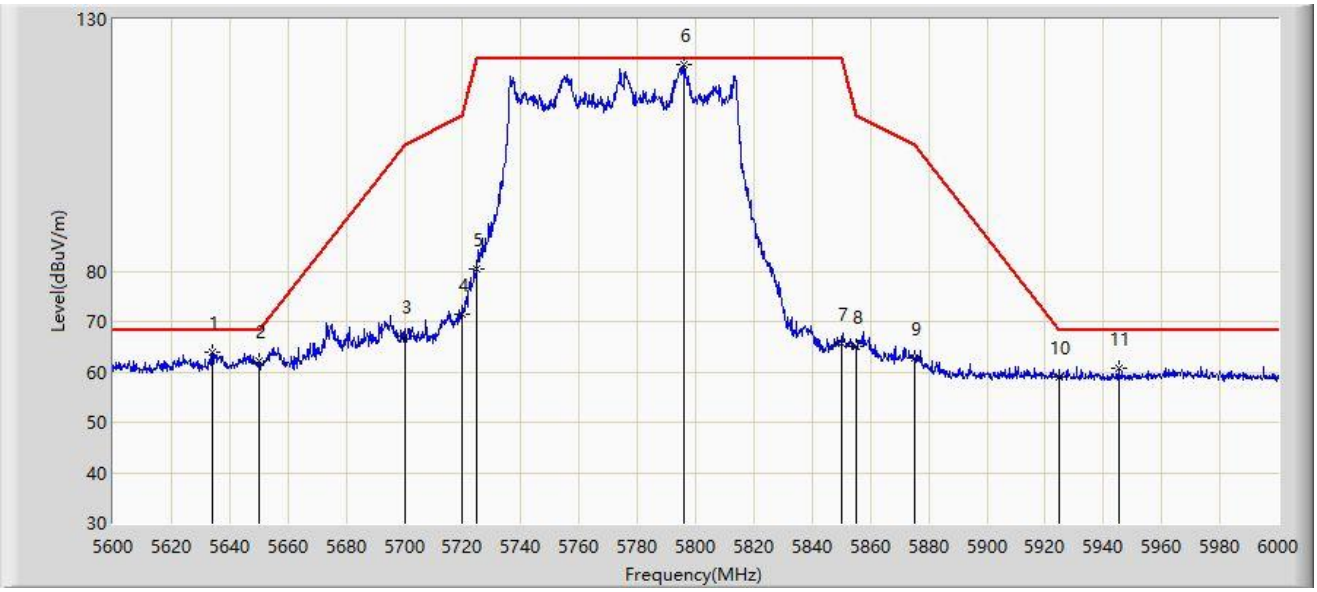

No	Mark	Frequency (MHz)	Measure Level (dBµV/m)	Reading Level (dBµV)	Margin (dB)	Limit (dBµV/m)	Factor (dB/m)	Type
1	*	5634.000	63.805	60.741	-4.395	68.200	3.065	PK
2		5650.000	62.097	59.212	-6.103	68.200	2.885	PK
3		5700.000	66.983	63.716	-38.217	105.200	3.267	PK
4		5720.000	71.337	68.144	-39.463	110.800	3.192	PK
5		5725.000	80.544	77.230	-41.656	122.200	3.314	PK
6		5795.800	120.880	117.302	N/A	N/A	3.577	PK
7		5850.000	65.756	62.329	-56.444	122.200	3.427	PK
8		5855.000	64.934	61.433	-45.866	110.800	3.502	PK
9		5875.000	62.828	59.185	-42.372	105.200	3.644	PK
10		5925.000	59.069	55.284	-9.131	68.200	3.784	PK
11		5945.200	60.846	57.139	-7.354	68.200	3.707	PK

Note 1: " * ", means this data is the worst emission level.

Note 2: Measure Level (dBµV/m) = Reading Level (dBµV) + Factor (dB/m).

Note 3: Factor (dB/m) = Cable Loss (dB) + Antenna Factor (dB/m) - Pre_Amplifier Gain (dB).

Site: NS-AC1	Test Date: 2024-08-15
Limit: FCC_5.8G_RE(3m)	Engineer: Ted Chen
Probe: NS-AC1_BBHA9120D_2111_1-18GHz	Polarity: Vertical
EUT: SkyNet IAB Node	Power: By PoE
Test Mode: Transmit by 802.110 at be-EHT80 5775MHz	

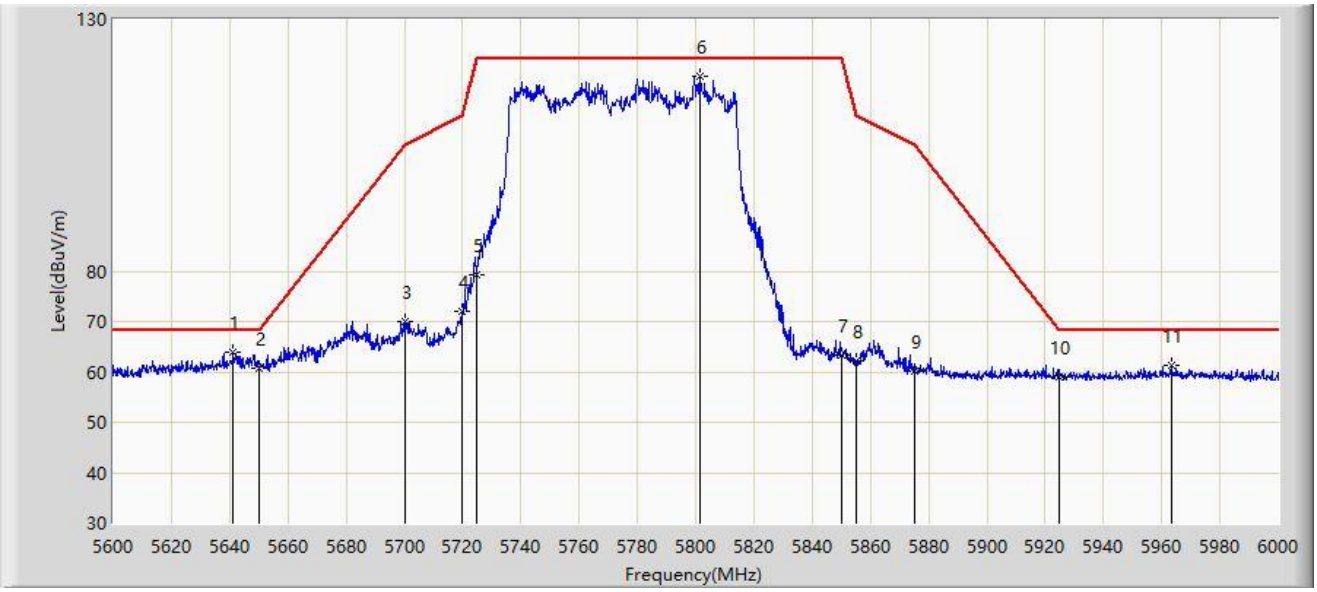

No	Mark	Frequency (MHz)	Measure Level (dBµV/m)	Reading Level (dBµV)	Margin (dB)	Limit (dBµV/m)	Factor (dB/m)	Type
1	*	5641.200	63.974	60.885	-4.226	68.200	3.089	PK
2		5650.000	60.608	57.723	-7.592	68.200	2.885	PK
3		5700.000	69.915	66.648	-35.285	105.200	3.267	PK
4		5720.000	72.103	68.910	-38.697	110.800	3.192	PK
5		5725.000	79.283	75.969	-42.917	122.200	3.314	PK
6		5801.600	118.712	115.180	N/A	N/A	3.532	PK
7		5850.000	63.346	59.919	-58.854	122.200	3.427	PK
8		5855.000	62.089	58.588	-48.711	110.800	3.502	PK
9		5875.000	60.232	56.589	-44.968	105.200	3.644	PK
10		5925.000	58.851	55.066	-9.349	68.200	3.784	PK
11		5963.200	61.289	57.120	-6.911	68.200	4.169	PK

Note 1: " * ", means this data is the worst emission level.

Note 2: Measure Level (dBµV/m) = Reading Level (dBµV) + Factor (dB/m).

Note 3: Factor (dB/m) = Cable Loss (dB) + Antenna Factor (dB/m) - Pre_Amplifier Gain (dB).

Site: NS-AC1	Test Date: 2024-08-15
Limit: FCC_5G_RE(3m)	Engineer: Ted Chen
Probe: NS-AC1_BBHA9120D_2111_1-18GHz	Polarity: Horizontal
EUT: SkyNet IAB Node	Power: By PoE
Test Mode: Transmit by 802.110 at be-EHT160 5250MHz	

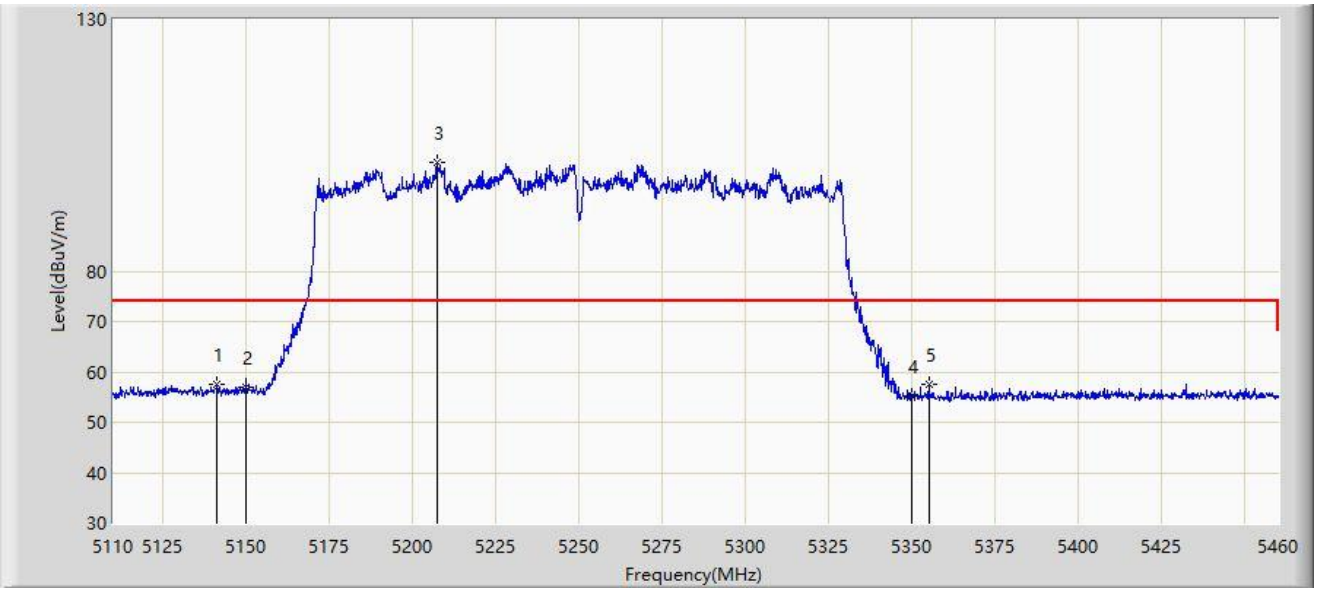

No	Mark	Frequency (MHz)	Measure Level (dBµV/m)	Reading Level (dBµV)	Margin (dB)	Limit (dBµV/m)	Factor (dB/m)	Type
1		5141.325	57.560	53.318	-10.640	68.200	4.242	PK
2		5150.000	57.025	52.835	-11.175	68.200	4.189	PK
3		5207.300	101.566	98.203	N/A	N/A	3.362	PK
4		5350.000	55.291	52.480	-12.909	68.200	2.811	PK
5	*	5355.000	57.564	54.783	-10.636	68.200	2.781	PK

Note 1: " * ", means this data is the worst emission level.

Note 2: Measure Level (dBµV/m) = Reading Level (dBµV) + Factor (dB/m).

Note 3: Factor (dB/m) = Cable Loss (dB) + Antenna Factor (dB/m) - Pre_Amplifier Gain (dB).

Site: NS-AC1	Test Date: 2024-08-15
Limit: FCC_5G_RE(3m)	Engineer: Ted Chen
Probe: NS-AC1_BBHA9120D_2111_1-18GHz	Polarity: Horizontal
EUT: SkyNet IAB Node	Power: By PoE
Test Mode: Transmit by 802.110 at be-EHT160 5250MHz	

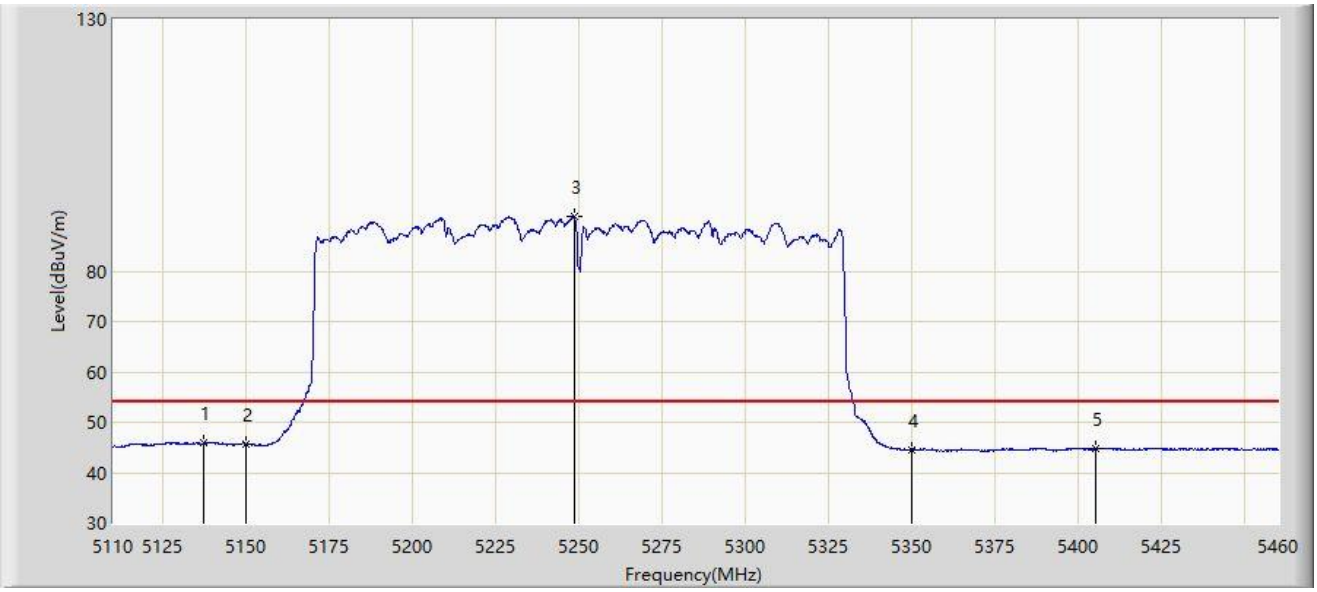

No	Mark	Frequency (MHz)	Measure Level (dBµV/m)	Reading Level (dBµV)	Margin (dB)	Limit (dBµV/m)	Factor (dB/m)	Type
1	*	5137.300	46.042	41.820	-7.958	54.000	4.222	AV
2		5150.000	45.721	41.531	-8.279	54.000	4.189	AV
3		5248.600	90.885	87.233	N/A	N/A	3.652	AV
4		5350.000	44.551	41.740	-9.449	54.000	2.811	AV
5		5405.050	44.785	42.057	-9.215	54.000	2.728	AV

Note 1: " * ", means this data is the worst emission level.

Note 2: Measure Level (dBµV/m) = Reading Level (dBµV) + Factor (dB/m).

Note 3: Factor (dB/m) = Cable Loss (dB) + Antenna Factor (dB/m) - Pre_Amplifier Gain (dB).

Site: NS-AC1	Test Date: 2024-08-15
Limit: FCC_5G_RE(3m)	Engineer: Ted Chen
Probe: NS-AC1_BBHA9120D_2111_1-18GHz	Polarity: Vertical
EUT: SkyNet IAB Node	Power: By PoE
Test Mode: Transmit by 802.110 at be-EHT160 5250MHz	

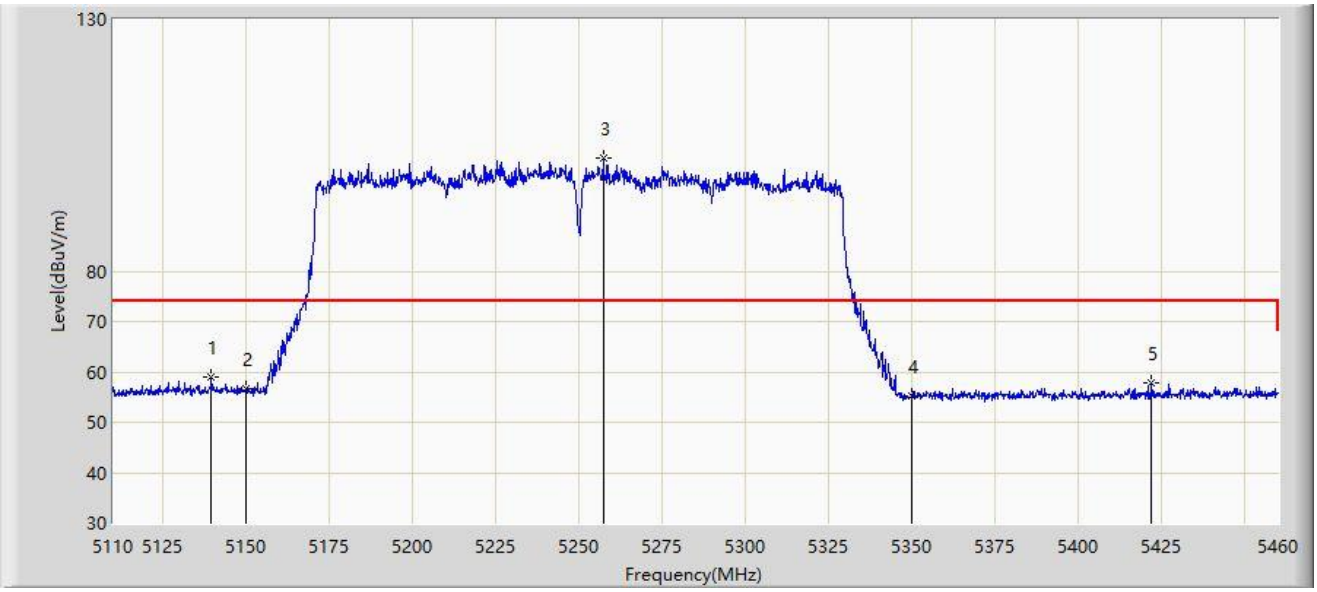

No	Mark	Frequency (MHz)	Measure Level (dBµV/m)	Reading Level (dBµV)	Margin (dB)	Limit (dBµV/m)	Factor (dB/m)	Type
1	*	5139.575	59.006	54.773	-14.994	74.000	4.233	PK
2		5150.000	56.648	52.458	-17.352	74.000	4.189	PK
3		5257.175	102.438	99.145	N/A	N/A	3.293	PK
4		5350.000	55.336	52.525	-18.664	74.000	2.811	PK
5		5422.025	57.787	55.081	-16.213	74.000	2.706	PK

Note 1: " * ", means this data is the worst emission level.

Note 2: Measure Level (dBµV/m) = Reading Level (dBµV) + Factor (dB/m).

Note 3: Factor (dB/m) = Cable Loss (dB) + Antenna Factor (dB/m) - Pre_Amplifier Gain (dB).

Site: NS-AC1	Test Date: 2024-08-15
Limit: FCC_5G_RE(3m)	Engineer: Ted Chen
Probe: NS-AC1_BBHA9120D_2111_1-18GHz	Polarity: Vertical
EUT: SkyNet IAB Node	Power: By PoE
Test Mode: Transmit by 802.110 at be-EHT160 5250MHz	

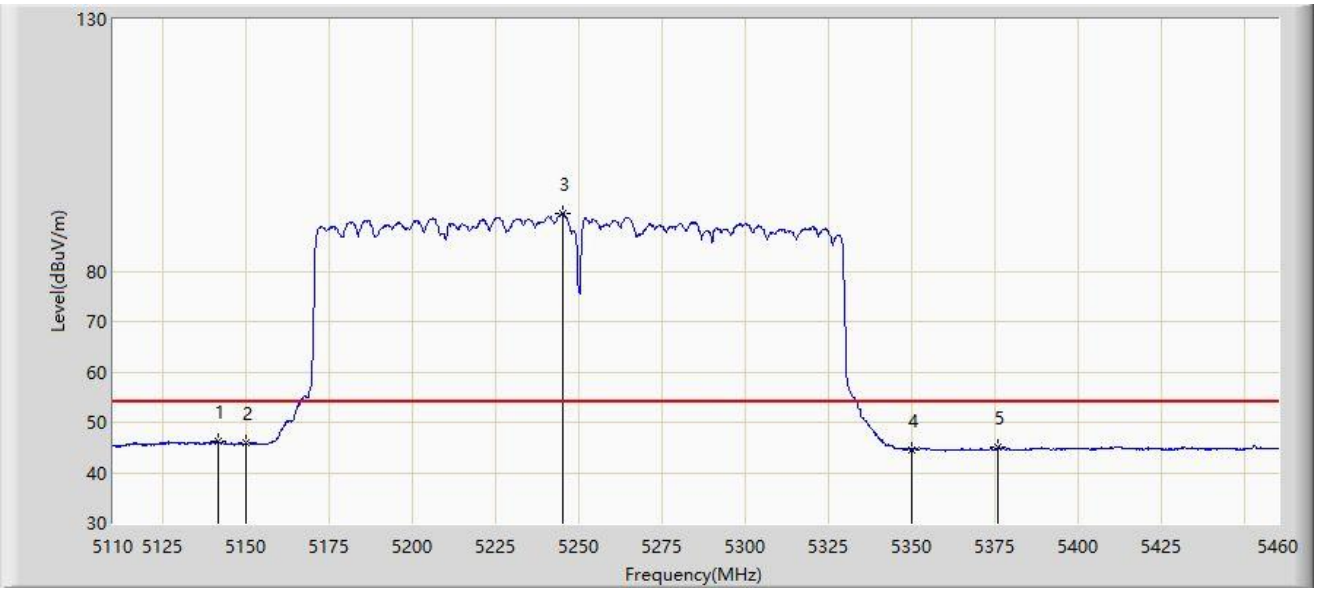

No	Mark	Frequency (MHz)	Measure Level (dBµV/m)	Reading Level (dBµV)	Margin (dB)	Limit (dBµV/m)	Factor (dB/m)	Type
1	*	5141.675	46.206	41.962	-7.794	54.000	4.245	AV
2		5150.000	45.890	41.700	-8.110	54.000	4.189	AV
3		5245.275	91.355	87.766	N/A	N/A	3.589	AV
4		5350.000	44.602	41.791	-9.398	54.000	2.811	AV
5		5376.000	45.075	42.468	-8.925	54.000	2.607	AV

Note 1: " * ", means this data is the worst emission level.

Note 2: Measure Level (dBµV/m) = Reading Level (dBµV) + Factor (dB/m).

Note 3: Factor (dB/m) = Cable Loss (dB) + Antenna Factor (dB/m) - Pre_Amplifier Gain (dB).

Site: NS-AC1	Test Date: 2024-08-15
Limit: FCC_5G_RE(3m)	Engineer: Ted Chen
Probe: NS-AC1_BBHA9120D_2111_1-18GHz	Polarity: Horizontal
EUT: SkyNet IAB Node	Power: By PoE
Test Mode: Transmit by 802.110 at be-EHT160 5570MHz	

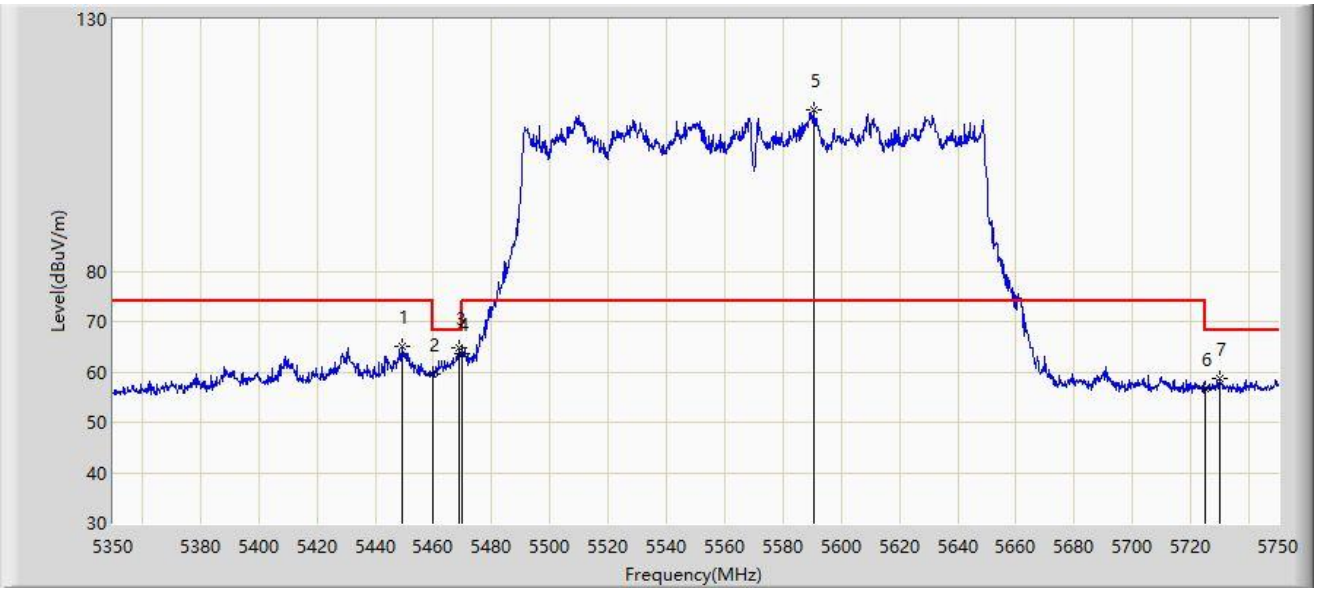

No	Mark	Frequency (MHz)	Measure Level (dBµV/m)	Reading Level (dBµV)	Margin (dB)	Limit (dBµV/m)	Factor (dB/m)	Type
1		5449.400	65.189	62.471	-8.811	74.000	2.717	PK
2		5460.000	59.559	56.808	-14.441	74.000	2.751	PK
3	*	5469.000	64.771	61.918	-3.429	68.200	2.853	PK
4		5470.000	63.600	60.736	-4.600	68.200	2.864	PK
5		5590.800	111.903	108.731	N/A	N/A	3.172	PK
6		5725.000	56.640	53.326	-11.560	68.200	3.314	PK
7		5730.000	58.766	55.391	-9.434	68.200	3.375	PK

Note 1: " * ", means this data is the worst emission level.

Note 2: Measure Level (dBµV/m) = Reading Level (dBµV) + Factor (dB/m).

Note 3: Factor (dB/m) = Cable Loss (dB) + Antenna Factor (dB/m) - Pre_Amplifier Gain (dB).

Site: NS-AC1	Test Date: 2024-08-15
Limit: FCC_5G_RE(3m)	Engineer: Ted Chen
Probe: NS-AC1_BBHA9120D_2111_1-18GHz	Polarity: Horizontal
EUT: SkyNet IAB Node	Power: By PoE
Test Mode: Transmit by 802.110 at be-EHT160 5570MHz	

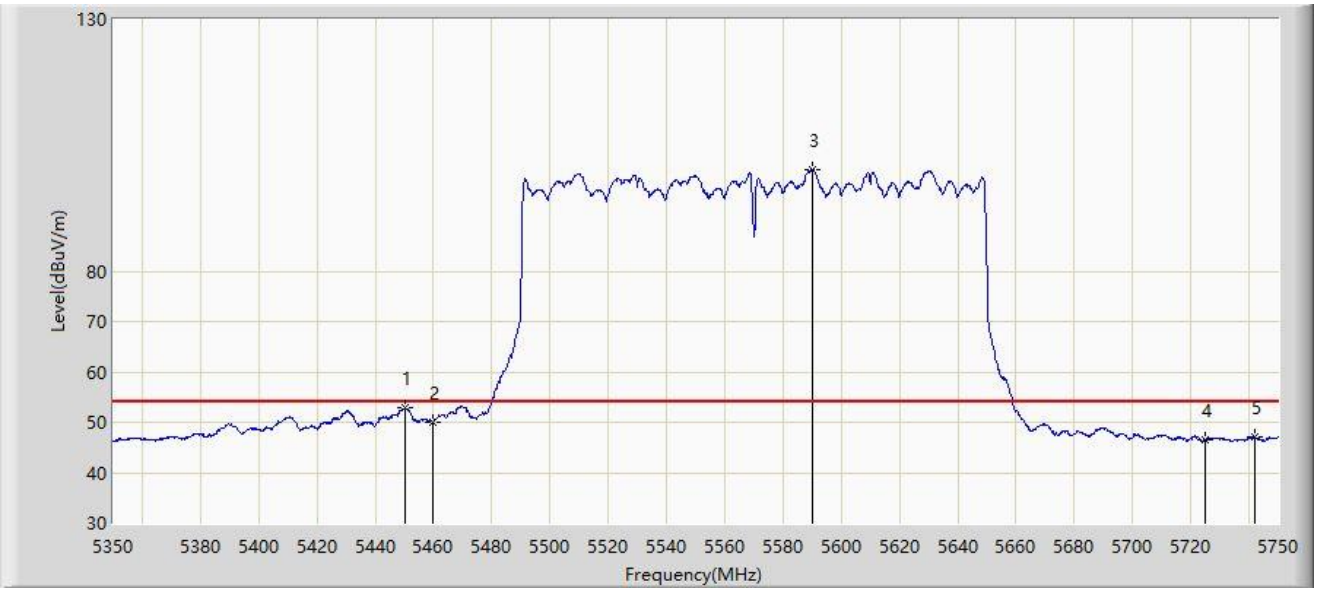

No	Mark	Frequency (MHz)	Measure Level (dBµV/m)	Reading Level (dBµV)	Margin (dB)	Limit (dBµV/m)	Factor (dB/m)	Type
1	*	5450.000	52.764	50.051	-1.236	54.000	2.714	AV
2		5460.000	50.114	47.363	-3.886	54.000	2.751	AV
3		5590.200	100.213	97.017	N/A	N/A	3.196	AV
4		5725.000	46.495	43.181	-7.505	54.000	3.314	AV
5		5741.800	47.123	43.637	-6.877	54.000	3.486	AV

Note 1: " * ", means this data is the worst emission level.

Note 2: Measure Level (dBµV/m) = Reading Level (dBµV) + Factor (dB/m).

Note 3: Factor (dB/m) = Cable Loss (dB) + Antenna Factor (dB/m) - Pre_Amplifier Gain (dB).

Site: NS-AC1	Test Date: 2024-08-15
Limit: FCC_5G_RE(3m)	Engineer: Ted Chen
Probe: NS-AC1_BBHA9120D_2111_1-18GHz	Polarity: Vertical
EUT: SkyNet IAB Node	Power: By PoE
Test Mode: Transmit by 802.110 at be-EHT160 5570MHz	

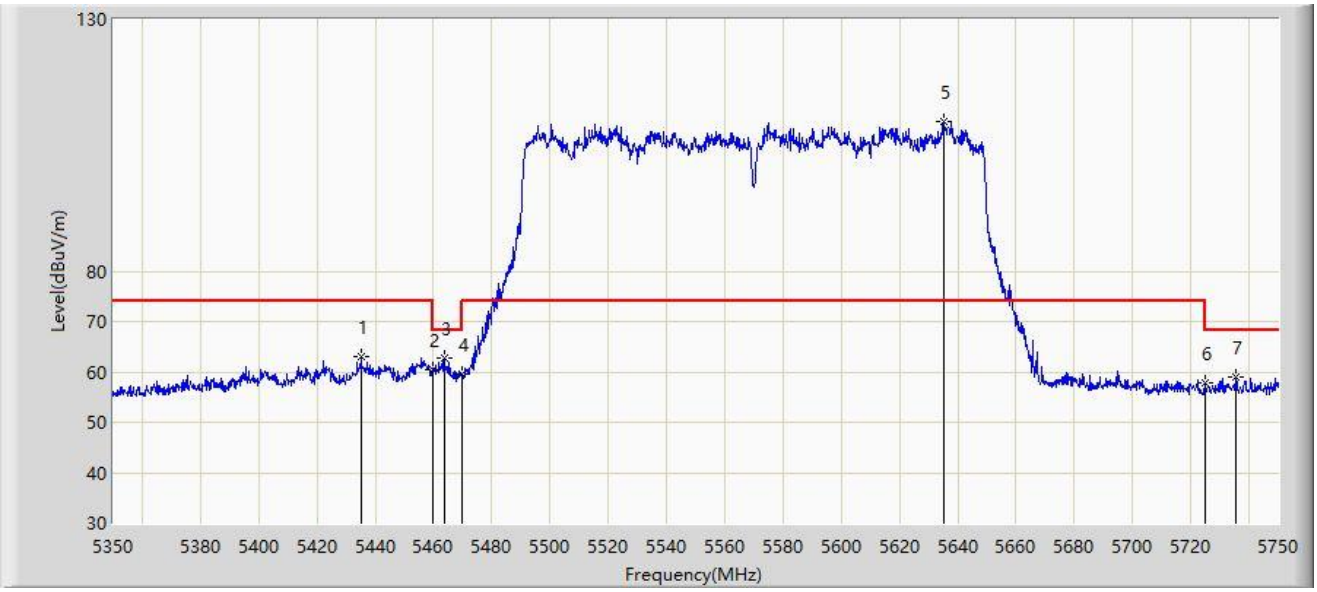

No	Mark	Frequency (MHz)	Measure Level (dBµV/m)	Reading Level (dBµV)	Margin (dB)	Limit (dBµV/m)	Factor (dB/m)	Type
1		5435.200	62.922	60.126	-11.078	74.000	2.796	PK
2		5460.000	60.300	57.549	-13.700	74.000	2.751	PK
3	*	5463.600	62.822	60.030	-5.378	68.200	2.792	PK
4		5470.000	59.581	56.717	-8.619	68.200	2.864	PK
5		5635.200	109.626	106.557	N/A	N/A	3.069	PK
6		5725.000	57.719	54.405	-10.481	68.200	3.314	PK
7		5735.600	58.983	55.555	-9.217	68.200	3.428	PK

Note 1: " * ", means this data is the worst emission level.

Note 2: Measure Level (dBµV/m) = Reading Level (dBµV) + Factor (dB/m).

Note 3: Factor (dB/m) = Cable Loss (dB) + Antenna Factor (dB/m) - Pre_Amplifier Gain (dB).

Site: NS-AC1	Test Date: 2024-08-15
Limit: FCC_5G_RE(3m)	Engineer: Ted Chen
Probe: NS-AC1_BBHA9120D_2111_1-18GHz	Polarity: Vertical
EUT: SkyNet IAB Node	Power: By PoE
Test Mode: Transmit by 802.110 at be-EHT160 5570MHz	

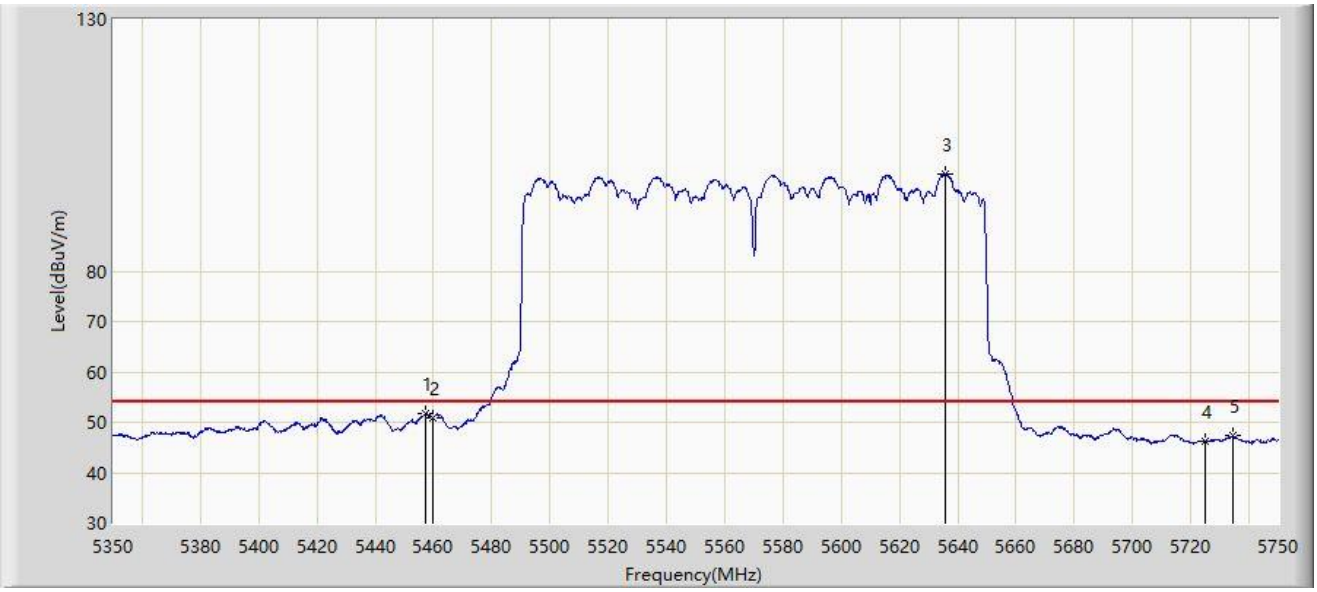

No	Mark	Frequency (MHz)	Measure Level (dBµV/m)	Reading Level (dBµV)	Margin (dB)	Limit (dBµV/m)	Factor (dB/m)	Type
1	*	5457.400	51.815	49.093	-2.185	54.000	2.722	AV
2		5460.000	50.890	48.139	-3.110	54.000	2.751	AV
3		5635.800	99.414	96.342	N/A	N/A	3.072	AV
4		5725.000	46.151	42.837	-7.849	54.000	3.314	AV
5		5734.400	47.332	43.915	-6.668	54.000	3.416	AV

Note 1: " * ", means this data is the worst emission level.

Note 2: Measure Level (dBµV/m) = Reading Level (dBµV) + Factor (dB/m).

Note 3: Factor (dB/m) = Cable Loss (dB) + Antenna Factor (dB/m) - Pre_Amplifier Gain (dB).

A.9 AC Conducted Emissions Test Result

Site: NS-SR2	Test Date: 2024-08-10
Temperature: 24.4°C	Humidity: 53%
Limit: FCC_Part15.207_CE_AC Power	Engineer: Ted Chen
Probe: ENV216_102494_0.009MHz~30MHz-E	Polarity: Line
EUT: SkyNet IAB Node	Power: AC 120V/60Hz
Test Mode: Transmit by 802.11ax-HE20 at 5825MHz	

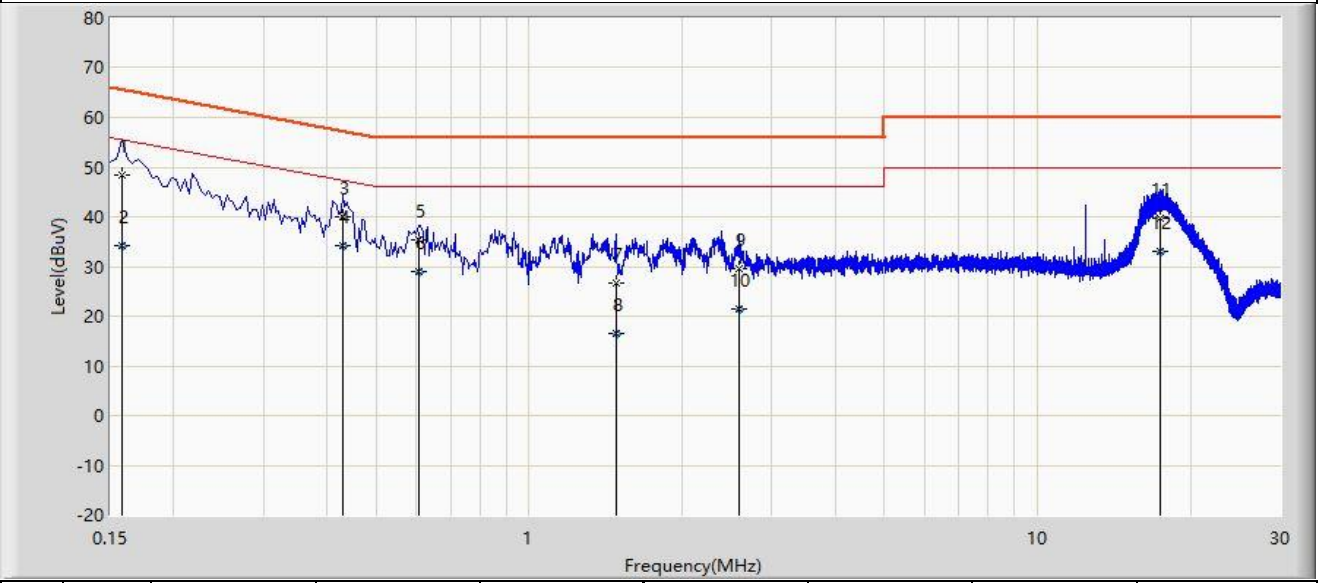

No	Mark	Frequency (MHz)	Measure Level (dBμV)	Reading Level (dBμV)	Margin (dB)	Limit (dBμV)	Factor (dB)	Type
1		0.158	48.506	38.671	-17.063	65.568	9.834	QP
2		0.158	34.324	24.489	-21.245	55.568	9.834	AV
3		0.430	39.910	30.069	-17.343	57.253	9.840	QP
4	*	0.430	34.340	24.500	-12.912	47.253	9.840	AV
5		0.606	35.503	25.647	-20.497	56.000	9.857	QP
6		0.606	29.042	19.186	-16.958	46.000	9.857	AV
7		1.482	26.697	16.767	-29.303	56.000	9.929	QP
8		1.482	16.557	6.628	-29.443	46.000	9.929	AV
9		2.586	29.577	19.558	-26.423	56.000	10.019	QP
10		2.586	21.477	11.458	-24.523	46.000	10.019	AV
11		17.486	39.612	28.505	-20.388	60.000	11.107	QP
12		17.486	33.122	22.014	-16.878	50.000	11.107	AV

Note 1: " * ", means this data is the worst emission level.

Note 2: Measure Level (dBμV) = Reading Level (dBμV) + Factor (dB).

Note 3: Factor (dB) = Cable Loss (dB) + LISN Factor (dB).

Site: NS-SR2	Test Date: 2024-08-10
Temperature: 24.4°C	Humidity: 53%
Limit: FCC_Part15.207_CE_AC Power	Engineer: Ted Chen
Probe: ENV216_102494_0.009MHz~30MHz-E	Polarity: Neutral
EUT: SkyNet IAB Node	Power: AC 120V/60Hz
Test Mode: Transmit by 802.11ax-HE20 at 5825MHz	

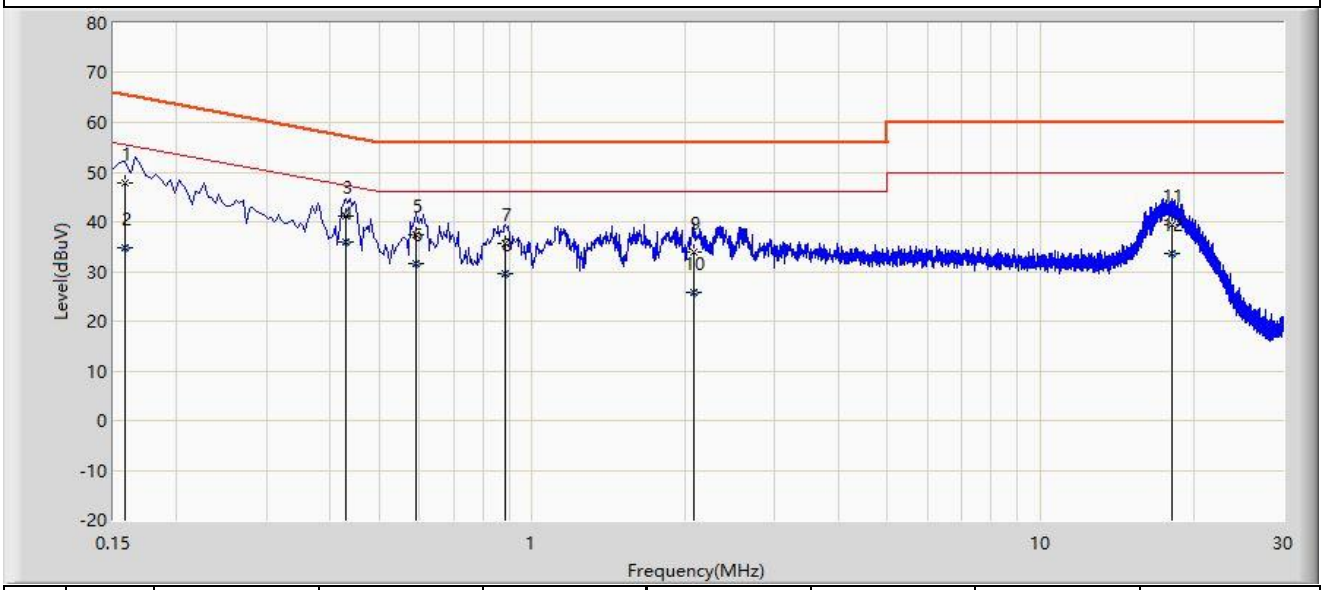

No	Mark	Frequency (MHz)	Measure Level (dBμV)	Reading Level (dBμV)	Margin (dB)	Limit (dBμV)	Factor (dB)	Type
1		0.158	47.685	37.841	-17.906	65.591	9.844	QP
2		0.158	34.697	24.852	-20.894	55.591	9.844	AV
3		0.430	41.277	31.416	-15.976	57.253	9.860	QP
4	*	0.430	35.876	26.016	-11.376	47.253	9.860	AV
5		0.590	37.506	27.622	-18.494	56.000	9.884	QP
6		0.590	31.619	21.734	-14.381	46.000	9.884	AV
7		0.886	35.511	25.601	-20.489	56.000	9.910	QP
8		0.886	29.663	19.753	-16.337	46.000	9.910	AV
9		2.074	33.975	23.947	-22.025	56.000	10.029	QP
10		2.074	25.784	15.755	-20.216	46.000	10.029	AV
11		18.106	39.486	28.222	-20.514	60.000	11.264	QP
12		18.106	33.558	22.294	-16.442	50.000	11.264	AV

Note 1: " * ", means this data is the worst emission level.

Note 2: Measure Level (dBμV) = Reading Level (dBμV) + Factor (dB).

Note 3: Factor (dB) = Cable Loss (dB) + LISN Factor (dB).

Appendix B – Test Setup Photograph

Refer to “2407RSU001-UT” file.

Appendix C – EUT Photograph

Refer to “2407RSU001-UE” file.

The End